

Computerised results and timing service provided by **TISSOT**


Moto3

COMMERCIAL BANK GRAND PRIX OF QATAR

Free Practice Nr. 1

Classification

3

	<i>Rider</i>	<i>Nation</i>	<i>Team</i>	<i>Motorcycle</i>	<i>Time</i>	<i>Lap Total</i>	<i>Gap</i>	<i>Top Speed</i>
1	94 Jonas FOLGER	GER	Mapfre Aspar Team Moto3	KALEX KTM	2'08.951	13 13		227.5
2	42 Alex RINS	SPA	Estrella Galicia 0,0	KTM	2'09.346	14 15	0.395 0.395	231.7
3	39 Luis SALOM	SPA	Red Bull KTM Ajo	KTM	2'09.514	13 14	0.563 0.168	233.6
4	7 Efren VAZQUEZ	SPA	Mahindra Racing	MAHINDRA	2'09.594	7 13	0.643 0.080	226.3
5	23 Niccolò ANTONELLI	ITA	GO&FUN Gresini Moto3	FTR HONDA	2'10.076	10 14	1.125 0.482	223.4
6	44 Miguel OLIVEIRA	POR	Mahindra Racing	MAHINDRA	2'10.206	8 14	1.255 0.130	227.7
7	41 Brad BINDER	RSA	Ambrogio Racing	SUTER HONDA	2'10.249	15 15	1.298 0.043	224.7
8	8 Jack MILLER	AUS	Caretta Technology - RTG	FTR HONDA	2'10.257	15 16	1.306 0.008	222.5
9	53 Jasper IWEMA	NED	RW Racing GP	KALEX KTM	2'10.281	14 14	1.330 0.024	232.7
10	25 Maverick VIÑALES	SPA	Team Calvo	KTM	2'10.365	11 12	1.414 0.084	230.9
11	84 Jakub KORNFEIL	CZE	Redox RW Racing GP	KALEX KTM	2'10.398	14 15	1.447 0.033	224.2
12	31 Niklas AJO	FIN	Avant Tecno	KTM	2'10.463	14 14	1.512 0.065	232.6
13	63 Zulfahmi KHAIRUDDIN	MAL	Red Bull KTM Ajo	KTM	2'10.552	12 13	1.601 0.089	227.9
14	12 Alex MARQUEZ	SPA	Estrella Galicia 0,0	KTM	2'10.618	16 16	1.667 0.066	232.3
15	99 Danny WEBB	GBR	Ambrogio Racing	SUTER HONDA	2'10.733	12 15	1.782 0.115	223.8
16	89 Alan TECHER	FRA	CIP Moto3	TSR HONDA	2'10.805	12 12	1.854 0.072	225.4
17	17 John McPHEE	GBR	Caretta Technology - RTG	FTR HONDA	2'10.883	12 13	1.932 0.078	225.9
18	10 Alexis MASBOU	FRA	Ongetta-Rivacold	FTR HONDA	2'11.059	13 13	2.108 0.176	228.4
19	5 Romano FENATI	ITA	San Carlo Team Italia	FTR HONDA	2'11.449	14 14	2.498 0.390	229.4
20	19 Alessandro TONUCCI	ITA	La Fonte Tascaraing	HONDA	2'11.799	9 13	2.848 0.350	223.1
21	32 Isaac VIÑALES	SPA	Bimbo-Ongetta-Centro Seta	FTR HONDA	2'12.037	13 13	3.086 0.238	222.8
22	58 Juanfran GUEVARA	SPA	CIP Moto3	TSR HONDA	2'12.595	14 14	3.644 0.558	224.4
23	61 Arthur SISIS	AUS	Red Bull KTM Ajo	KTM	2'12.626	7 11	3.675 0.031	233.8
24	57 Eric GRANADO	BRA	Mapfre Aspar Team Moto3	KALEX KTM	2'12.957	11 13	4.006 0.331	226.0
25	9 Toni FINSTERBUSCH	GER	Kiefer Racing	KALEX KTM	2'13.106	15 15	4.155 0.149	226.3
26	3 Matteo FERRARI	ITA	Ongetta-Centro Seta	FTR HONDA	2'13.297	13 15	4.346 0.191	225.0
27	22 Ana CARRASCO	SPA	Team Calvo	KTM	2'13.835	15 15	4.884 0.538	230.0
28	77 Lorenzo BALDASSARRI	ITA	GO&FUN Gresini Moto3	FTR HONDA	2'14.000	13 14	5.049 0.165	222.5
29	4 Francesco BAGNAIA	ITA	San Carlo Team Italia	FTR HONDA	2'14.239	15 15	5.288 0.239	227.4
30	66 Florian ALT	GER	Kiefer Racing	KALEX KTM	2'14.395	13 14	5.444 0.156	225.6
31	65 Philipp OETTL	GER	Paddock TT Motion Events	KALEX KTM	2'15.006	10 13	6.055 0.611	230.2
32	29 Hyuga WATANABE	JPN	La Fonte Tascaraing	HONDA	2'17.614	4 4	8.663 2.608	222.7

Practice condition Dry
 Air: 27°
 Humidity: 55%
 Ground: 36°

<i>Fastest Lap:</i>	Lap: 13	Jonas FOLGER	2'08.951	150.1 Km/h
<i>Circuit Record Lap:</i>	2012	Maverick VIÑALES	2'07.276	152.1 Km/h
<i>Circuit Best Lap:</i>	2012	Maverick VIÑALES	2'07.276	152.1 Km/h

The results are provisional until the end of the limit for protest and appeals.

Time limit for protest expires 60' after publication of the results - Mr. Time:

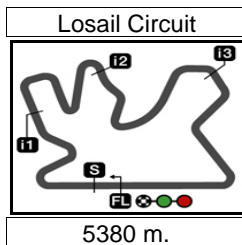
These data/results cannot be reproduced, stored and/or transmitted in whole or in part by any manner of electronic, mechanical, photocopying, recording, broadcasting or otherwise now known or herein after developed without the previous express consent by the copyright owner, except for reproduction in daily press and regular printed publications on sale to the public within 60 days of the event related to those data/results and always provided that copyright symbol appears together as follows below.

© DORNA, 2013

Official MotoGP Timing by **TISSOT**
 www.motogp.com

Doha, Thursday, April 04, 2013





Computerised results and timing service provided by **TISSOT**

Moto3

COMMERCIAL BANK GRAND PRIX OF QATAR

Free Practice Nr. 1

Top Speed & Average

4



<i>Rider</i>	<i>Nation</i>	<i>Motorcycle</i>	<i>Top 5 speeds</i>					<i>Average</i>	<i>Top</i>
61 Arthur SISSIS	AUS	KTM	233.8	232.0	231.0	228.7	228.5	230.8	233.8
39 Luis SALOM	SPA	KTM	233.6	231.3	231.2	231.0	228.1	231.0	233.6
53 Jasper IWEMA	NED	KALEX KTM	232.7	232.6	229.7	228.9	227.3	229.8	232.7
31 Niklas AJO	FIN	KTM	232.6	229.0	228.2	228.1	227.6	229.1	232.6
12 Alex MARQUEZ	SPA	KTM	232.3	232.1	231.8	231.8	231.7	231.9	232.3
42 Alex RINS	SPA	KTM	231.7	231.3	231.3	230.9	230.9	231.2	231.7
25 Maverick VIÑALES	SPA	KTM	230.9	230.6	230.0	229.7	229.2	230.1	230.9
65 Philipp OETTL	GER	KALEX KTM	230.2	230.0	229.9	229.4	229.2	229.7	230.2
22 Ana CARRASCO	SPA	KTM	230.0	227.7	227.6	227.3	227.3	228.0	230.0
5 Romano FENATI	ITA	FTR HONDA	229.4	226.2	225.2	225.1	225.0	226.2	229.4
10 Alexis MASBOU	FRA	FTR HONDA	228.4	227.8	227.3	225.7	225.1	226.9	228.4
63 Zulfahmi KHAIRUDDIN	MAL	KTM	227.9	227.8	227.7	227.6	227.5	227.7	227.9
44 Miguel OLIVEIRA	POR	MAHINDRA	227.7	227.5	227.4	224.8	224.5	226.4	227.7
94 Jonas FOLGER	GER	KALEX KTM	227.5	227.3	225.6	225.6	225.0	226.2	227.5
4 Francesco BAGNAIA	ITA	FTR HONDA	227.4	226.9	226.6	225.9	225.3	226.4	227.4
7 Efren VAZQUEZ	SPA	MAHINDRA	226.3	225.3	224.5	224.4	224.3	224.9	226.3
9 Toni FINSTERBUSCH	GER	KALEX KTM	226.3	225.4	225.3	225.1	224.6	225.3	226.3
57 Eric GRANADO	BRA	KALEX KTM	226.0	225.1	224.7	224.6	224.4	225.0	226.0
17 John McPHEE	GBR	FTR HONDA	225.9	224.4	222.6	222.4	221.9	223.2	225.9
66 Florian ALT	GER	KALEX KTM	225.6	223.7	223.0	221.8	221.3	223.1	225.6
89 Alan TECHER	FRA	TSR HONDA	225.4	223.7	223.2	223.0	222.6	223.6	225.4
3 Matteo FERRARI	ITA	FTR HONDA	225.0	224.9	223.0	222.9	222.9	223.7	225.0
41 Brad BINDER	RSA	SUTER HONDA	224.7	221.4	220.4	218.7	217.8	220.6	224.7
58 Juanfran GUEVARA	SPA	TSR HONDA	224.4	224.2	223.4	223.1	222.2	223.5	224.4
84 Jakub KORNFEIL	CZE	KALEX KTM	224.2	224.1	224.1	223.7	223.6	223.8	224.2
99 Danny WEBB	GBR	SUTER HONDA	223.8	223.6	221.9	220.7	218.3	221.7	223.8
23 Niccolò ANTONELLI	ITA	FTR HONDA	223.4	223.4	223.3	223.1	223.0	223.2	223.4
19 Alessandro TONUCCI	ITA	HONDA	223.1	223.0	222.4	222.2	222.1	222.6	223.1
32 Isaac VIÑALES	SPA	FTR HONDA	222.8	222.4	222.4	222.4	222.2	222.4	222.8
29 Hyuga WATANABE	JPN	HONDA	222.7	221.9	221.7	115.5	102.8	176.9	222.7
8 Jack MILLER	AUS	FTR HONDA	222.5	222.4	222.4	222.4	222.2	222.4	222.5
77 Lorenzo BALDASSARRI	ITA	FTR HONDA	222.5	221.2	220.4	220.4	220.0	220.9	222.5

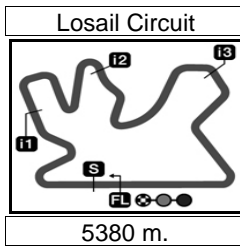
These data/results cannot be reproduced, stored and/or transmitted in whole or in part by any manner of electronic, mechanical, photocopying, recording, broadcasting or otherwise now known or herein after developed without the previous express consent by the copyright owner, except for reproduction in daily press and regular printed publications on sale to the public within 60 days of the event related to those data/results and always provided that copyright symbol appears together as follows below.

© DORNA, 2013

Official MotoGP Timing by **TISSOT**
www.motogp.com



Doha, Thursday, April 04, 2013



Computerised results and timing service provided by **TISSOT**

Moto3

COMMERCIAL BANK GRAND PRIX OF QATAR

Free Practice Nr. 1

Chronological Analysis of Performances

5

P Crossing the finish line in pit lane		T1 Time from finish line to 1st intermediate		T2 Time from 1st intermed. to 2nd intermed.		T3 Time from 2nd intermed. to 3rd intermed.		T4 Time from 3rd intermediate to finish line									
Lap	Lap Time	T1	T2	T3	T4	Speed	Lap	Lap Time	T1	T2	T3	T4	Speed				
1st	94	Jonas FOLGER Mapfre Aspar Team M GER					4th					7	Efren VAZQUEZ Mahindra Racing SPA				
		Runs=3	Total laps=13	Full laps=8						Runs=2	Total laps=13	Full laps=10					
1	5'29.110	3'38.062	36.539	34.461	40.048	95.9	1	2'56.545	1'07.799	35.236	33.430	40.080	129.9				
2	2'18.149	30.887	34.986	33.070	39.206	206.2	2	2'13.521	29.626	33.520	32.654	37.721	224.1				
3	2'14.195	30.051	33.782	32.450	37.912	212.3	3	2'11.620	29.093	33.230	31.907	37.390	223.6				
4	2'12.225	29.244	33.404	32.011	37.566	221.1	4	2'11.487	28.761	32.719	31.848	38.159	224.3				
5	9'18.797 P	29.337	35.334	33.081	7'41.045	219.2	5	2'11.347	28.977	33.124	31.996	37.250	224.5				
6	2'18.649	34.519	34.100	32.209	37.821	133.6	6	2'10.862	28.895	32.933	31.773	37.261	224.4				
7	2'10.419	28.836	32.812	31.778	36.993	225.6	7	2'09.594	28.693	32.593	31.515	36.793	225.3				
8	2'09.491	28.609	32.505	31.404	36.973	225.0	8	12'54.254 P	29.279	33.248	32.284	11'19.443	221.9				
9	2'09.299	28.590	32.545	31.316	36.848	227.5	9	2'20.399	37.462	33.621	32.035	37.281	98.5				
10	2'09.073	28.438	32.536	31.375	36.724	225.6	10	2'10.486	28.993	32.837	31.721	36.935	223.8				
11	3'24.090 P	29.358	33.211	31.630	1'49.891	222.8	11	2'10.241	28.844	32.663	31.678	37.056	226.3				
12	2'14.904	33.700	32.863	31.370	36.971	136.0	12	2'10.242	28.653	32.899	31.705	36.985	221.5				
13	2'08.951	28.356	32.441	31.465	36.689	227.3	13	2'15.859	31.110	35.185	32.418	37.146	224.3				
2nd	42	Alex RINS Estrella Galicia 0,0 SPA					5th					23	Niccolò ANTONELLI GO&FUN Gresini Mot ITA				
		Runs=2	Total laps=15	Full laps=12						Runs=2	Total laps=14	Full laps=11					
1	2'44.620	51.391	37.989	35.342	39.898	115.4	1	2'40.908	48.877	36.593	34.939	40.499	111.4				
2	2'17.259	30.983	34.860	32.661	38.755	230.9	2	2'16.292	29.969	34.047	33.758	38.518	223.0				
3	2'14.322	30.312	33.728	32.262	38.020	229.6	3	2'12.991	29.287	33.469	32.376	37.859	223.3				
4	2'12.469	29.469	33.568	31.997	37.435	229.1	4	2'12.533	29.250	33.229	32.081	37.973	223.4				
5	2'10.655	29.076	32.708	31.751	37.120	231.7	5	2'11.340	28.986	32.860	32.061	37.433	223.0				
6	2'11.425	29.166	33.091	31.921	37.247	231.3	6	12'24.960 P	29.693	33.096	31.999	10'50.172	223.4				
7	2'10.407	28.741	32.908	31.862	36.896	231.3	7	2'17.800	34.465	33.389	32.409	37.537	120.3				
8	8'50.078 P	28.778	32.630	31.550	7'17.120	230.7	8	2'11.363	28.934	33.102	31.835	37.492	221.8				
9	2'18.104	34.733	33.101	32.383	37.887	112.5	9	2'11.061	28.837	33.035	32.117	37.072	221.9				
10	2'10.360	28.897	32.648	31.534	37.281	229.7	10	2'10.076	28.735	32.665	31.727	36.949	222.8				
11	2'09.909	28.773	32.811	31.477	36.848	229.2	11	2'10.503	28.829	32.764	31.653	37.257	222.9				
12	2'09.798	28.679	32.361	31.513	37.245	230.1	12	2'21.817	28.648	40.556	33.075	39.538	223.1				
13	2'09.666	28.776	32.541	31.417	36.932	229.0	13	2'22.616	32.085	39.074	33.101	38.356	216.0				
14	2'09.346	28.739	32.669	31.205	36.733	230.0	14	2'10.722	28.806	32.858	31.988	37.070	222.8				
15	2'09.567	28.540	32.496	31.608	36.923	230.9											
3rd	39	Luis SALOM Red Bull KTM Ajo SPA					6th					44	Miguel OLIVEIRA Mahindra Racing POR				
		Runs=3	Total laps=14	Full laps=9						Runs=2	Total laps=14	Full laps=11					
1	3'00.192	1'03.731	38.862	36.120	41.479	130.9	1	2'51.151	1'02.677	36.403	33.361	38.710	125.4				
2	2'22.882	31.896	35.858	34.973	40.155	197.2	2	2'13.048	29.455	33.688	32.114	37.791	222.9				
3	2'27.464	37.736	36.153	34.412	39.163	211.0	3	2'12.249	29.328	33.204	31.851	37.866	227.7				
4	2'14.724	29.781	34.175	32.687	38.081	228.0	4	2'11.901	29.395	33.189	31.964	37.353	227.4				
5	6'12.358 P	30.521	34.401	33.261	4'34.175	228.1	5	2'10.941	28.881	32.899	31.868	37.293	223.5				
6	2'19.526	34.747	34.221	32.380	38.178	127.7	6	2'11.198	29.068	32.990	31.908	37.232	223.4				
7	2'11.932	29.046	33.530	32.163	37.193	227.4	7	2'10.786	28.798	32.758	31.979	37.251	223.0				
8	2'10.342	28.789	32.934	31.588	37.031	227.3	8	2'10.206	28.930	32.639	31.622	37.015	224.8				
9	6'31.688 P	29.285	33.556	32.690	4'56.157	227.1	9	11'06.605 P	28.692	33.502	32.350	9'32.061	224.5				
10	2'22.173	35.075	36.316	33.141	37.641	126.8	10	2'16.439	33.802	33.126	31.991	37.520	137.4				
11	2'10.225	28.794	32.988	31.562	36.881	231.2	11	2'10.883	28.981	32.769	31.794	37.339	227.5				
12	2'09.962	28.519	32.999	31.506	36.938	233.6	12	2'10.803	28.805	32.723	31.795	37.480	220.5				
13	2'09.514	28.529	32.640	31.358	36.987	231.0	13	2'11.009	29.023	32.944	31.785	37.257	220.7				
14	2'10.681	28.475	32.442	31.657	38.107	231.3	14	2'10.574	28.744	32.899	31.896	37.035	221.3				

Fastest Lap: Jonas FOLGER Mapfre Aspar Team M GER **2'08.951** 28.356 32.441 31.465 36.689

These data/results cannot be reproduced, stored and/or transmitted in whole or in part by any manner of electronic, mechanical, photocopying, recording, broadcasting or otherwise now known or herein after developed without the previous express consent by the copyright owner, except for reproduction in daily press and regular printed publications on sale to the public within 60 days of the event related to those data/results and always provided that copyright symbol appears together as follows below.
© DORNA, 2013



Free Practice Nr. 1

Moto3

Lap	Lap Time	T1	T2	T3	T4	Speed	Lap	Lap Time	T1	T2	T3	T4	Speed		
7th	41	Brad BINDER Ambrogio Racing RSA						7	2'17.975	34.550	33.447	32.334	37.644	121.0	
		Runs=3			Total laps=15		Full laps=10								
1	2'34.989	43.336	36.986	34.394	40.273	113.1	8	2'12.629	29.311	33.565	32.213	37.540	229.2		
2	2'19.316	31.000	35.393	33.506	39.417	199.3	9	2'11.615	28.992	33.191	32.065	37.367	229.7		
3	2'12.955	29.540	33.326	32.012	38.077	221.4	10	2'11.419	28.791	33.089	32.158	37.381	230.9		
4	2'12.410	29.242	33.396	31.901	37.871	220.4	11	2'10.365	28.655	32.720	31.784	37.206	230.6		
5	2'13.569	29.353	34.190	32.272	37.754	224.7	12	2'10.484	28.886	32.780	31.822	36.996	230.0		
6	2'11.388	29.267	32.837	31.766	37.518	218.7									
7	2'10.992	28.980	32.585	31.885	37.542	217.6	11th	84	Jakub KORNFEIL Redox RW Racing GP CZE						
8	2'18.549	30.627	34.116	36.224	37.582	209.2			Runs=2			Total laps=15		Full laps=12	
9	2'11.021	28.980	32.994	31.769	37.278	217.8	1	2'37.848	46.493	37.372	34.418	39.565	112.3		
10	7'54.290 P	29.493	33.343	32.532	6'18.922	209.8	2	2'15.412	29.941	34.115	32.840	38.516	223.7		
11	2'15.988	33.329	33.179	32.057	37.423	129.6	3	2'13.321	29.358	33.554	32.274	38.135	224.2		
12	2'11.064	29.118	32.699	31.876	37.371	214.8	4	2'12.696	29.269	33.308	32.202	37.917	224.1		
13	3'51.251 P	29.193	32.860	32.135	2'17.063	212.1	5	2'12.508	29.241	33.261	32.106	37.900	222.5		
14	2'16.896	32.933	32.978	32.994	37.991	133.6	6	2'21.029	34.654	36.037	32.236	38.102	220.4		
15	2'10.249	28.896	32.555	31.683	37.115	214.3	7	2'12.101	29.161	33.178	32.097	37.665	223.6		
							8	2'12.538	29.103	33.303	32.262	37.870	224.1		
8th	8	Jack MILLER Caretta Technology - AUS						9	8'31.370 P	31.228	34.340	32.559	6'53.243	223.5	
		Runs=2			Total laps=16		Full laps=13		10	2'18.055	34.178	34.108	32.112	37.657	138.0
1	2'33.090	43.739	36.299	33.574	39.478	121.9	11	2'11.668	29.085	33.056	31.971	37.556	223.3		
2	2'15.468	29.795	34.025	32.719	38.929	218.7	12	2'11.246	29.050	32.900	31.878	37.418	222.7		
3	2'17.013			32.785	38.442	216.9	13	2'11.541	29.538	32.827	31.698	37.478	222.7		
4	2'13.966	30.541	33.235	32.314	37.876	218.3	14	2'10.398	28.868	32.722	31.488	37.320	223.6		
5	2'12.288	29.057	33.369	32.271	37.591	222.4	15	2'10.795	28.875	32.863	31.699	37.358	223.6		
6	2'12.111	28.969	33.080	32.333	37.729	221.8									
7	2'17.778	32.752	35.980	31.927	37.119	216.4	12th	31	Niklas AJO Avant Tecno FIN						
8	2'10.365	28.834	32.681	31.805	37.045	222.4			Runs=3			Total laps=14		Full laps=9	
9	6'43.643 P	30.944	34.900	33.732	5'04.067	222.0	1	2'54.289	1'02.445	37.807	34.672	39.365	129.5		
10	2'15.927	32.787	33.455	32.103	37.582	133.1	2	2'16.933	30.226	35.045	33.097	38.565	228.1		
11	2'13.235	28.923	33.665	31.991	38.656	222.4	3	2'14.814	29.685	34.302	32.626	38.201	228.2		
12	2'12.090	29.516	32.901	32.188	37.485	219.7	4	2'14.294	29.285	34.271	32.682	38.056	227.6		
13	2'24.134	28.902	32.849	32.540	49.843	219.1	5	8'18.806 P	29.594	34.502	32.991	6'41.719	227.1		
14	2'13.588	30.773	33.346	31.777	37.692	217.6	6	2'16.706	33.699	33.485	31.965	37.557	130.1		
15	2'10.257	28.720	32.540	31.567	37.430	222.5	7	2'11.508	29.093	33.294	31.881	37.240	229.0		
16	2'10.558	28.928	32.675	31.849	37.106	222.2	8	2'11.398	28.802	33.211	32.086	37.299	225.0		
							9	2'11.905	29.155	33.111	32.298	37.341	226.8		
9th	53	Jasper IWEMA RW Racing GP NED						10	5'29.401 P	29.326	34.587	32.344	3'53.144	232.6	
		Runs=2			Total laps=14		Full laps=11		11	2'18.080	34.494	33.836	32.188	37.562	127.7
1	2'45.986	54.255	38.132	34.446	39.153	120.6	12	2'10.895	28.842	32.970	31.875	37.208	226.8		
2	2'17.715	31.016	35.165	33.046	38.488	226.8	13	2'11.271	29.114	33.127	31.858	37.172	225.8		
3	2'14.665	30.030	33.907	32.576	38.152	226.6	14	2'10.463	28.690	32.968	31.745	37.060	225.8		
4	2'14.122	29.536	34.116	32.549	37.921	226.3									
5	2'12.843	29.387	33.835	32.131	37.490	226.2	13th	63	Zulfahmi KHAIRUD Red Bull KTM Ajo MAL						
6	2'11.580	29.020	33.283	31.978	37.299	226.8			Runs=3			Total laps=13		Full laps=8	
7	10'53.810 P	30.618	35.556	34.367	9'13.269	226.4	1	3'31.749	1'43.386	35.910	33.657	38.796	117.7		
8	2'19.427	35.574	33.934	32.297	37.622	99.0	2	2'15.633	30.106	34.517	32.782	38.228	227.8		
9	2'11.827	28.975	33.311	32.038	37.503	229.7	3	2'13.142	29.419	33.667	32.324	37.732	227.7		
10	2'12.393	29.358	33.463	32.114	37.458	227.3	4	2'12.185	29.043	33.549	31.987	37.606	227.4		
11	2'15.925	32.072	33.303	32.010	38.540	227.3	5	7'44.504 P	29.435	35.444	33.289	6'06.336	226.9		
12	2'10.967	28.812	33.140	31.847	37.168	228.9	6	2'18.553	34.869	33.862	32.204	37.618	140.3		
13	2'23.951	29.474	36.767	40.478	37.232	232.7	7	2'12.518	29.028	33.112	32.505	37.873	227.5		
14	2'10.281	28.858	32.821	31.735	36.867	232.6	8	2'11.110	28.942	32.987	31.910	37.271	227.4		
							9	2'11.099	28.879	32.834	32.114	37.272	227.4		
10th	25	Maverick VIÑALES Team Calvo SPA						10	6'33.035 P	29.800	34.106	32.298	4'56.831	227.0	
		Runs=3			Total laps=12		Full laps=7		11	2'20.187	37.225	33.397	32.109	37.456	132.0
1	4'04.813	2'12.504	37.628	34.951	39.730	117.4	12	2'10.552	28.784	32.717	31.705	37.346	227.9		
2	2'17.686	30.326	35.262	33.418	38.680	224.7	13	2'10.983	28.810	32.982	31.916	37.275	227.6		
3	2'14.757	29.782	34.067	33.068	37.840	225.1									
4	6'51.011 P	30.577	33.827	32.378	5'14.229	225.0	14th	12	Alex MARQUEZ Estrella Galicia 0,0 SPA						
5	2'21.347	37.023	33.999	32.612	37.713	94.7			Runs=2			Total laps=16		Full laps=13	
6	9'30.931 P	29.056	33.326	32.828	7'55.721	228.8	1	2'44.350	51.476	38.051	34.850	39.973	136.0		
							2	2'17.529	30.783	35.468	32.912	38.366	231.7		
							3	2'14.334	30.377	33.914	32.304	37.739	231.2		

Fastest Lap: Jonas FOLGER Mapfre Aspar Team M GER 2'08.951 28.356 32.441 31.465 36.689

These data/results cannot be reproduced, stored and/or transmitted in whole or in part by any manner of electronic, mechanical, photocopying, recording, broadcasting or otherwise now known or herein after developed without the previous express consent by the copyright owner, except for reproduction in daily press and regular printed publications on sale to the public within 60 days of the event related to those data/results and always provided that copyright symbol appears together as follows below.
© DORNA, 2013



Free Practice Nr. 1

Moto3

Lap	Lap Time	T1	T2	T3	T4	Speed	Lap	Lap Time	T1	T2	T3	T4	Speed			
4	2'12.627	29.809	33.433	32.003	37.382	231.3	18th 10	Alexis MASBOU					Ongetta-Rivacold	FRA		
5	2'12.745	29.274	33.160	33.019	37.292	<u>232.3</u>		Runs=3	Total laps=13		Full laps=8					
6	2'11.956	29.221	33.281	32.044	37.410	231.8		1	2'34.492	42.629	37.425	34.534	39.904	130.6		
7	2'11.279	29.010	33.096	32.007	37.166	231.8		2	2'17.415	30.718	34.907	33.174	38.616	223.3		
8	2'12.857	29.056	33.221	32.222	38.358	231.1		3	2'14.645	29.830	33.970	32.617	38.228	222.7		
9	6'23.167 P	29.526	34.618	32.388	4'46.635	232.1		4	7'35.389 P	29.780	34.195	33.493	5'57.921	223.0		
10	2'20.429	35.386	34.012	32.197	38.834	125.7		5	2'21.260	34.854	34.762	33.311	38.333	135.5		
11	2'11.697	28.950	33.209	32.013	37.525	231.2		6	2'14.374	29.635	34.052	32.574	38.113	224.2		
12	2'11.425	29.058	33.228	31.888	37.251	230.8		7	2'13.308	29.222	33.515	32.563	38.008	225.1		
13	2'11.024	<u>28.749</u>	33.145	31.837	37.293	230.6		8	2'20.810	31.004	36.101	33.677	40.028	224.2		
14	2'11.048	28.840	33.069	31.912	37.227	230.9		9	2'12.397	29.236	33.422	32.073	37.666	227.3		
15	2'10.790	28.861	<u>32.970</u>	<u>31.765</u>	37.194	231.1		10	6'54.588 P	29.585	33.237	31.991	5'19.775	225.7		
16	2'10.618	28.865	32.996	31.788	<u>36.969</u>	231.0		11	2'43.578	36.646	54.286	33.423	39.223	137.9		
15th 99								Danny WEBB							Ambrogio Racing	GBR
Runs=3								Total laps=15		Full laps=10						
1	2'31.765	41.200	36.642	34.139	39.784	120.5		19th 5	Romano FENATI					San Carlo Team Italia	ITA	
2	2'18.044	31.107	34.889	32.914	39.134	188.9	Runs=3		Total laps=14		Full laps=9					
3	2'18.097	29.651	34.075	34.143	40.228	218.3	1		3'23.476	1'35.209	36.019	33.197	39.051	130.3		
4	2'12.211	29.355	33.427	31.983	37.446	<u>223.6</u>	2		2'20.197	34.061	34.581	32.900	38.655	223.2		
5	2'11.759	28.981	33.062	32.161	37.555	<u>223.8</u>	3		2'15.071	29.900	33.934	32.896	38.341	222.9		
6	2'16.022	32.541	33.361	31.910	38.210	221.9	4		2'13.958	29.676	33.696	32.458	38.128	223.4		
7	2'11.446	29.158	32.984	31.770	37.534	218.1	5		2'14.412	29.983	33.952	32.535	37.942	222.5		
8	2'11.148	29.038	32.867	31.791	37.452	217.8	6		8'33.170 P	29.349	33.254	32.282	6'58.285	221.9		
9	7'49.444 P	30.372	33.777	32.392	6'12.903	217.5	7		2'18.204	34.044	33.819	32.400	37.941	125.3		
10	2'15.880	33.255	33.312	31.807	37.506	137.4	8		2'12.142	29.135	33.235	32.070	37.702	225.1		
11	2'10.971	28.929	32.921	31.696	37.425	217.9	9		2'12.106	29.061	33.195	32.083	37.767	225.2		
12	<u>2'10.733</u>	28.993	<u>32.751</u>	31.724	<u>37.265</u>	217.5	10		4'55.359 P	29.992	34.229	32.604	3'18.534	224.9		
13	4'13.301 P	29.165	33.030	32.135	2'38.971	217.6	11		2'20.407	35.804	33.317	32.656	38.630	131.6		
14	2'32.105	43.914	36.527	32.426	39.238	140.4	12		2'12.045	<u>29.008</u>	33.256	32.118	37.663	<u>229.4</u>		
15	2'10.784	<u>28.887</u>	32.761	<u>31.556</u>	37.580	220.7	13		2'11.601	29.014	33.095	31.808	37.684	225.0		
16th 89							Alan TECHER							CIP Moto3	FRA	
Runs=4							Total laps=12		Full laps=5							
1	2'39.094	48.413	36.984	33.995	39.702	114.3	20th 19	Alessandro TONUC					La Fonte Tascaracing	ITA		
2	5'54.987 P	30.059	33.927	32.277	4'18.724	<u>225.4</u>		Runs=3	Total laps=13		Full laps=8					
3	2'20.543	35.878	33.979	32.581	38.105	130.1		1	3'19.182	1'27.086	37.285	34.872	39.939	112.4		
4	7'20.482 P	29.613	33.715	32.683	5'44.471	219.7		2	2'18.484	31.265	34.920	33.432	38.867	222.1		
5	2'16.441	32.872	33.684	32.324	37.561	136.3		3	2'16.019	30.194	34.019	33.148	38.658	222.4		
6	2'11.982	29.118	33.310	32.161	37.393	223.0		4	8'33.419 P	29.718	33.865	33.884	6'55.952	221.7		
7	2'11.646	29.114	33.131	32.095	37.306	219.4		5	2'20.497	33.966	34.593	33.448	38.490	138.6		
8	2'11.394	29.035	33.157	31.833	37.369	223.7		6	2'13.808	29.593	33.768	32.481	37.966	220.4		
9	8'03.679 P	29.499	33.720	32.471	6'27.989	221.8		7	2'13.668	29.751	33.597	32.411	37.909	220.4		
10	2'15.945	32.588	33.454	32.355	37.548	141.6		8	2'16.054	29.454	36.604	32.129	37.867	220.3		
11	2'12.110	<u>28.918</u>	33.474	32.365	37.353	223.2		9	<u>2'11.799</u>	29.225	<u>33.118</u>	<u>31.859</u>	<u>37.597</u>	<u>223.1</u>		
12	2'10.805	28.980	<u>32.791</u>	<u>31.749</u>	<u>37.285</u>	222.6		10	5'50.837 P	29.515	33.913	32.621	4'14.788	223.0		
17th 17							John McPHEE							Caretta Technology -	GBR	
Runs=2							Total laps=13		Full laps=10							
1	3'12.591	1'20.779	37.058	34.878	39.876	133.0	21st 32	Isaac VIÑALES					Bimbo-Ongetta-Centro	SPA		
2	2'18.781	30.570	35.244	34.018	38.949	221.9		Runs=3	Total laps=13		Full laps=8					
3	2'15.803	29.588	34.611	33.018	38.586	222.4		1	2'45.523	50.616	37.809	36.109	40.989	131.2		
4	2'15.015	30.725	33.676	32.488	38.126	221.3		2	2'20.074	31.676	35.408	33.717	39.273	202.8		
5	2'12.820	29.165	33.485	32.235	37.935	221.5		3	2'17.853	30.488	34.481	34.090	38.794	220.9		
6	2'14.569	29.211	34.306	32.737	38.315	221.4		4	8'22.545 P	30.672	34.174	32.828	6'44.871	218.7		
7	2'13.566	29.265	33.775	32.533	37.993	219.6		5	2'19.379	34.167	34.042	32.734	38.436	128.3		
8	12'49.606 P	30.425	35.080	33.792	11'10.309	219.5		6	2'13.840	29.653	33.642	32.693	37.852	222.4		
9	2'20.857	33.954	35.962	33.190	37.751	133.4		7	2'13.533	29.642	33.500	32.485	37.906	<u>222.8</u>		
10	2'10.984	<u>28.889</u>	32.932	<u>31.824</u>	<u>37.339</u>	225.9		8	2'13.303	29.502	33.501	32.368	37.932	222.4		
11	2'12.679	29.994	33.119	31.977	37.589	224.4		9	6'42.930 P	29.594	33.827	32.583	5'06.926	222.4		
12	<u>2'10.883</u>	28.934	32.729	31.864	37.356	222.6		10	2'19.771	36.368	33.200	32.448	37.755	112.9		
13	2'16.063	29.000	<u>32.641</u>	36.405	38.017	221.9		11	2'12.298	29.279	33.200	<u>32.139</u>	<u>37.680</u>	221.9		

Fastest Lap: Jonas FOLGER Mapfre Aspar Team M GER **2'08.951** 28.356 32.441 31.465 36.689

These data/results cannot be reproduced, stored and/or transmitted in whole or in part by any manner of electronic, mechanical, photocopying, recording, broadcasting or otherwise now known or herein after developed without the previous express consent by the copyright owner, except for reproduction in daily press and regular printed publications on sale to the public within 60 days of the event related to those data/results and always provided that copyright symbol appears together as follows below.
© DORNA, 2013



Free Practice Nr. 1

Moto3

Lap	Lap Time	T1	T2	T3	T4	Speed	Lap	Lap Time	T1	T2	T3	T4	Speed
12	2'12.251	29.191	33.174	32.150	37.736	221.9	12	2'34.837	30.619	43.739	39.782	40.697	220.6
13	2'12.037	29.168	32.952	32.226	37.691	222.2	13	2'13.365	29.324	33.645	32.331	38.065	226.3
22nd 58 Juanfran GUEVARA CIP Moto3 SPA							26th 3 Matteo FERRARI Ongetta-Centro Seta ITA						
Runs=3 Total laps=14 Full laps=9							Runs=2 Total laps=15 Full laps=12						
1	2'44.170	50.318	37.802	35.502	40.548	123.0	1	3'59.371	2'05.365	38.573	35.221	40.212	109.1
2	8'11.424 P	31.627	35.130	33.780	6'30.887	223.1	2	2'18.739	31.379	34.784	33.793	38.783	221.9
3	2'23.029	35.633	34.908	33.721	38.767	125.8	3	2'16.151	30.603	34.145	33.078	38.325	222.7
4	2'27.200	30.142	34.303	43.704	39.051	223.4	4	2'14.602	30.069	33.806	32.596	38.131	222.6
5	2'15.912	29.976	34.090	33.253	38.593	220.7	5	2'14.421	29.827	33.797	32.779	38.018	222.3
6	2'14.957	29.880	34.027	32.864	38.186	221.2	6	2'14.654	29.758	33.947	32.687	38.262	222.9
7	2'14.125	29.317	33.784	32.809	38.215	224.4	7	2'14.646	29.753	33.949	32.743	38.201	223.0
8	2'13.835	29.396	33.656	32.751	38.032	222.0	8	2'14.389	29.586	33.984	32.712	38.107	222.7
9	2'14.286	29.483	33.663	33.037	38.103	221.9	9	8'01.280 P	29.962	35.147	33.668	6'22.503	222.9
10	2'14.450	29.489	33.953	32.726	38.282	220.9	10	2'21.819	36.563	34.205	32.868	38.183	112.0
11	2'13.014	29.360	33.451	32.460	37.743	224.2	11	2'14.531	29.759	33.841	32.908	38.023	221.3
12	5'36.058 P	29.338	33.831	32.458	4'00.431	222.2	12	2'14.402	29.637	34.284	32.554	37.927	221.6
13	2'17.706	33.327	33.799	32.699	37.881	134.4	13	2'13.297	29.398	33.568	32.461	37.870	225.0
14	2'12.595	29.324	33.537	32.249	37.485	221.5	14	2'14.444	29.468	34.250	32.693	38.033	224.9
23rd 61 Arthur SISSIS Red Bull KTM Ajo AUS							27th 22 Ana CARRASCO Team Calvo SPA						
Runs=3 Total laps=11 Full laps=6							Runs=3 Total laps=15 Full laps=10						
1	3'17.842	1'26.279	37.490	34.412	39.661	129.7	1	3'06.160	57.965	43.429	40.969	43.797	122.0
2	2'16.059	30.095	34.767	32.917	38.280	228.5	2	4'12.018 P	34.389	38.908	36.701	2'22.020	213.6
3	2'16.796	29.678	34.434	33.484	39.200	228.7	3	2'29.796	36.396	36.973	35.677	40.750	126.4
4	2'14.663	29.780	34.221	32.662	38.000	227.8	4	2'22.906	32.267	35.515	35.076	40.048	224.1
5	11'56.820 P	30.965	35.713	33.277	10'16.865	227.2	5	2'20.974	31.665	35.932	33.702	39.675	224.4
6	2'17.605	33.654	33.831	32.476	37.644	132.6	6	2'18.208	30.631	34.772	33.606	39.199	220.4
7	2'12.626	29.066	33.320	32.106	38.134	233.8	7	2'18.188	30.630	34.652	33.294	39.612	224.0
8	2'13.575	29.346	33.658	32.502	38.069	231.0	8	6'37.719 P	30.312	34.545	33.440	4'59.422	223.8
9	6'48.528 P	33.468	35.502	33.448	5'06.110	226.5	9	2'25.036	35.461	35.933	34.277	39.365	123.7
10	2'27.138	42.049	34.968	32.357	37.764	129.2	10	2'16.485	30.286	34.276	33.216	38.707	227.3
11	2'13.711	30.308	33.592	32.204	37.607	232.0	11	2'15.563	30.071	34.068	32.925	38.499	230.0
24th 57 Eric GRANADO Mapfre Aspar Team M BRA							28th 77 Lorenzo BALDASSA GO&FUN Gresini Mot ITA						
Runs=2 Total laps=13 Full laps=10							Runs=2 Total laps=14 Full laps=11						
1	5'34.416	3'39.917	39.188	35.478	39.833	78.3	1	2'56.649	1'02.583	38.538	35.515	40.013	130.6
2	2'20.681	31.248	35.729	34.082	39.622	225.1	2	2'20.402	30.599	35.260	34.570	39.973	222.5
3	2'17.587	30.659	34.714	33.321	38.893	224.4	3	2'19.221	30.730	35.694	33.854	38.943	219.7
4	2'16.181	29.990	34.659	33.103	38.429	226.0	4	2'19.100	31.703	35.026	33.587	38.784	218.3
5	8'20.924 P	30.164	44.726	1'14.418	5'51.616	224.0	5	2'16.569	29.782	34.509	33.525	38.753	218.6
6	3'01.879	46.081	35.202	1'01.302	39.294	76.3	6	2'19.855	31.771	35.030	33.501	39.553	220.0
7	2'14.974	29.853	33.911	32.749	38.461	223.9	7	2'16.154	29.840	34.544	33.215	38.555	219.2
8	2'22.282	30.335	39.535	33.433	38.979	224.3	8	11'33.466 P	29.662	34.126	33.466	9'56.212	216.6
9	2'14.475	29.454	34.030	33.061	37.930	224.7	9	2'19.637	33.961	34.459	32.887	38.330	134.7
10	2'13.580	29.427	33.674	32.365	38.114	224.2	10	2'14.542	29.429	34.022	32.876	38.215	221.2
11	2'12.957	29.418	33.678	32.235	37.626	224.6	11	2'14.712	29.447	33.744	33.090	38.431	219.6
12	2'40.128	35.815	50.398	34.903	39.012	223.5	12	2'14.719	29.549	33.698	32.970	38.502	220.4
13	2'17.930	29.381	38.282	32.570	37.697	224.0	13	2'14.000	29.541	33.826	32.712	37.921	219.1
25th 9 Toni FINSTERBUSC Kiefer Racing GER							29th 4 Francesco BAGNAI San Carlo Team Italia ITA						
Runs=2 Total laps=15 Full laps=12							Runs=2 Total laps=15 Full laps=12						
1	2'34.791	43.095	37.576	34.273	39.847	117.5	1	3'37.622	1'44.212	37.576	35.421	40.413	132.9
2	2'18.919	30.957	35.487	33.375	39.100	225.4	2	2'21.651	31.215	36.049	34.474	39.913	223.0
3	2'16.161	30.186	34.348	32.985	38.642	225.3	3	2'20.702	30.798	35.780	34.867	39.257	223.2
4	2'15.684	29.885	34.170	32.730	38.899	224.4							
5	2'15.496	29.885	34.484	32.591	38.536	224.1							
6	2'14.805	29.774	34.234	32.548	38.249	224.6							
7	2'14.340	29.381	33.999	32.589	38.371	225.1							
8	9'01.373 P	30.190	34.975	34.304	7'21.904	223.4							
9	2'21.686	35.121	34.663	33.380	38.522	120.0							
10	2'15.149	29.894	34.113	32.860	38.282	221.8							
11	2'15.004	29.688	34.055	32.744	38.517	221.7							

Fastest Lap: Jonas FOLGER Mapfre Aspar Team M GER 2'08.951 28.356 32.441 31.465 36.689

These data/results cannot be reproduced, stored and/or transmitted in whole or in part by any manner of electronic, mechanical, photocopying, recording, broadcasting or otherwise now known or herein after developed without the previous express consent by the copyright owner, except for reproduction in daily press and regular printed publications on sale to the public within 60 days of the event related to those data/results and always provided that copyright symbol appears together as follows below.
© DORNA, 2013



Free Practice Nr. 1

Moto3

Lap	Lap Time	T1	T2	T3	T4	Speed	Lap	Lap Time	T1	T2	T3	T4	Speed
4	2'19.436	30.476	35.568	34.049	39.343	222.4							
5	2'18.968	30.411	35.361	34.065	39.131	223.0							
6	2'18.175	30.212	35.094	33.779	39.090	223.0							
7	8'31.543 P	29.881	34.920	33.522	6'53.220	222.7							
8	2'21.851	35.495	34.638	33.071	38.647	122.2							
9	2'16.359	29.965	34.605	33.145	38.644	225.1							
10	2'15.642	29.825	34.298	32.931	38.588	224.5							
11	2'14.902	29.525	33.873	33.158	38.346	227.4							
12	2'15.786	29.994	34.249	33.099	38.444	226.6							
13	2'14.614	29.561	33.890	33.043	38.120	225.9							
14	2'15.024	29.502	34.110	33.056	38.356	226.9							
15	2'14.239	29.469	34.038	32.805	37.927	225.3							

30th 66 Florian ALT Kiefer Racing GER
Runs=2 Total laps=14 Full laps=11

1	3'02.315	1'05.262	38.653	37.207	41.193	138.9							
2	2'26.251	32.407	37.157	36.015	40.672	206.5							
3	2'22.167	31.897	36.396	34.406	39.468	219.4							
4	2'19.858	30.847	35.337	34.180	39.494	220.2							
5	2'19.656	30.733	35.238	34.236	39.449	219.4							
6	2'20.181	30.626	35.498	34.272	39.785	220.0							
7	9'57.888 P	30.927	35.660	34.114	8'17.187	219.2							
8	2'21.950	34.239	35.382	33.414	38.915	139.8							
9	2'16.903	30.199	34.549	33.365	38.790	225.6							
10	2'16.059	29.782	34.419	33.065	38.793	221.8							
11	2'16.227	30.062	34.444	33.084	38.637	221.3							
12	2'15.674	29.941	34.138	33.114	38.481	220.3							
13	2'14.395	29.558	33.869	32.683	38.285	223.7							
14	2'14.536	29.499	33.828	32.744	38.465	223.0							

31st 65 Philipp OETTL Paddock TT Motion E GER
Runs=3 Total laps=13 Full laps=8

1	3'07.169	1'13.435	37.626	35.592	40.516	119.4							
2	2'22.658	32.728	36.085	34.306	39.539	218.3							
3	7'14.385 P	30.993	35.389	33.405	5'34.598	211.4							
4	2'24.133	35.430	35.628	34.096	38.979	111.1							
5	2'19.551	30.879	35.213	34.589	38.870	230.0							
6	2'18.200	30.451	35.053	33.978	38.718	227.9							
7	2'17.098	30.594	34.829	33.435	38.240	229.4							
8	2'16.510	30.160	34.672	33.394	38.284	229.2							
9	2'15.561	29.905	34.303	33.281	38.072	229.9							
10	2'15.006	29.668	34.195	32.944	38.199	229.2							
11	7'08.937 P	31.232	35.781	34.059	5'27.865	225.9							
12	2'19.150	33.118	34.622	33.099	38.311	151.4							
13	2'15.262	29.717	34.186	33.237	38.122	230.2							

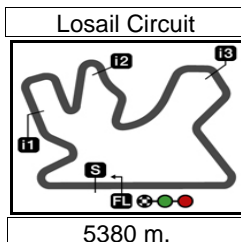
32nd 29 Hyuga WATANABE La Fonte Tascaracing JPN
Runs=2 Total laps=5 Full laps=2

1	6'11.340 P	1'24.643	39.701	36.444	3'30.552	102.8							
2	2'27.745	38.435	35.542	34.421	39.347	115.5							
3	2'19.315	30.955	35.218	34.068	39.074	221.9							
4	2'17.614	30.582	34.693	33.490	38.849	222.7							
unfinished		31.857	35.156			221.7							

Fastest Lap: Jonas FOLGER Mapfre Aspar Team M GER **2'08.951** 28.356 32.441 31.465 36.689

These data/results cannot be reproduced, stored and/or transmitted in whole or in part by any manner of electronic, mechanical, photocopying, recording, broadcasting or otherwise now known or herein after developed without the previous express consent by the copyright owner, except for reproduction in daily press and regular printed publications on sale to the public within 60 days of the event related to those data/results and always provided that copyright symbol appears together as follows below.
© DORNA, 2013





Computerised results and timing service provided by **TISSOT**

Moto3

COMMERCIAL BANK GRAND PRIX OF QATAR

Free Practice Nr. 1

Best Partial Times

IT Ideal Lap Time, sum of the best partial times

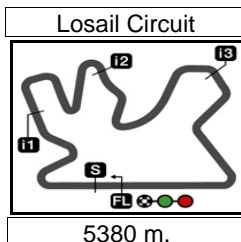
BT Best Lap Time

<i>T1</i>		<i>T2</i>		<i>T3</i>		<i>T4</i>				<i>IT</i>	<i>BT</i>	
<i>Pos</i>	<i>Rider</i>	<i>Time</i>	<i>Rider</i>	<i>Time</i>	<i>Rider</i>	<i>Time</i>	<i>Rider</i>	<i>Time</i>	<i>Pos</i>	<i>Rider</i>		
1	J.FOLGER	28.356	A.RINS	32.361	A.RINS	31.205	J.FOLGER	36.689	1	J.FOLGER	2'08.802	2'08.951 (1)
2	L.SALOM	28.475	J.FOLGER	32.441	J.FOLGER	31.316	A.RINS	36.733	2	A.RINS	2'08.839	2'09.346 (2)
3	A.RINS	28.540	L.SALOM	32.442	L.SALOM	31.358	E.VAZQUEZ	36.793	3	L.SALOM	2'09.156	2'09.514 (3)
4	N.ANTONELLI	28.648	J.MILLER	32.540	J.KORNFEIL	31.488	J.IWEMA	36.867	4	E.VAZQUEZ	2'09.554	2'09.594 (4)
5	E.VAZQUEZ	28.653	B.BINDER	32.555	E.VAZQUEZ	31.515	L.SALOM	36.881	5	J.MILLER	2'09.872	2'10.257 (8)
6	M.VIÑALES	28.655	E.VAZQUEZ	32.593	D.WEBB	31.556	N.ANTONELLI	36.949	6	N.ANTONELLI	2'09.915	2'10.076 (5)
7	N.AJO	28.690	M.OLIVEIRA	32.639	J.MILLER	31.567	A.MARQUEZ	36.969	7	M.OLIVEIRA	2'09.968	2'10.206 (6)
8	M.OLIVEIRA	28.692	J.McPHEE	32.641	M.OLIVEIRA	31.622	M.VIÑALES	36.996	8	M.VIÑALES	2'10.155	2'10.365 (10)
9	J.MILLER	28.720	N.ANTONELLI	32.665	N.ANTONELLI	31.653	M.OLIVEIRA	37.015	9	J.IWEMA	2'10.235	2'10.281 (9)
10	A.MARQUEZ	28.749	Z.KHAIRUDDIN	32.717	B.BINDER	31.683	J.MILLER	37.045	10	B.BINDER	2'10.249	2'10.249 (7)
11	Z.KHAIRUDDIN	28.784	M.VIÑALES	32.720	Z.KHAIRUDDIN	31.705	N.AJO	37.060	11	J.KORNFEIL	2'10.398	2'10.398 (11)
12	J.IWEMA	28.812	J.KORNFEIL	32.722	J.IWEMA	31.735	A.MASBOU	37.083	12	A.MARQUEZ	2'10.453	2'10.618 (14)
13	J.KORNFEIL	28.868	D.WEBB	32.751	N.AJO	31.745	B.BINDER	37.115	13	D.WEBB	2'10.459	2'10.733 (15)
14	D.WEBB	28.887	A.TECHER	32.791	A.TECHER	31.749	D.WEBB	37.265	14	N.AJO	2'10.463	2'10.463 (12)
15	J.McPHEE	28.889	J.IWEMA	32.821	A.MASBOU	31.757	Z.KHAIRUDDIN	37.271	15	Z.KHAIRUDDIN	2'10.477	2'10.552 (13)
16	B.BINDER	28.896	I.VIÑALES	32.952	A.MARQUEZ	31.765	A.TECHER	37.285	16	J.McPHEE	2'10.693	2'10.883 (17)
17	A.TECHER	28.918	N.AJO	32.968	M.VIÑALES	31.784	J.KORNFEIL	37.320	17	A.TECHER	2'10.743	2'10.805 (16)
18	R.FENATI	29.008	A.MARQUEZ	32.970	R.FENATI	31.803	J.McPHEE	37.339	18	A.MASBOU	2'11.010	2'11.059 (18)
19	A.MASBOU	29.016	R.FENATI	33.006	J.McPHEE	31.824	J.GUEVARA	37.485	19	R.FENATI	2'11.367	2'11.449 (19)
20	A.SISSIS	29.066	A.TONUCCI	33.118	A.TONUCCI	31.859	R.FENATI	37.550	20	A.TONUCCI	2'11.710	2'11.799 (20)
21	A.TONUCCI	29.136	A.MASBOU	33.154	A.SISSIS	32.106	A.TONUCCI	37.597	21	I.VIÑALES	2'11.939	2'12.037 (21)
22	I.VIÑALES	29.168	A.SISSIS	33.320	I.VIÑALES	32.139	A.SISSIS	37.607	22	A.SISSIS	2'12.099	2'12.626 (23)
23	J.GUEVARA	29.317	J.GUEVARA	33.451	E.GRANADO	32.235	E.GRANADO	37.626	23	J.GUEVARA	2'12.502	2'12.595 (22)
24	T.FINSTERBUSCH	29.324	M.FERRARI	33.504	J.GUEVARA	32.249	I.VIÑALES	37.680	24	E.GRANADO	2'12.916	2'12.957 (24)

These data/results cannot be reproduced, stored and/or transmitted in whole or in part by any manner of electronic, mechanical, photocopying, recording, broadcasting or otherwise now known or herein after developed without the previous express consent by the copyright owner, except for reproduction in daily press and regular printed publications on sale to the public within 60 days of the event related to those data/results and always provided that copyright symbol appears together as follows below.
© DORNA, 2013

Official MotoGP Timing by **TISSOT**
www.motogp.com





Computerised results and timing service provided by **TISSOT**

Moto3

COMMERCIAL BANK GRAND PRIX OF QATAR

Free Practice Nr. 1

Best Partial Times

IT Ideal Lap Time, sum of the best partial times

BT Best Lap Time

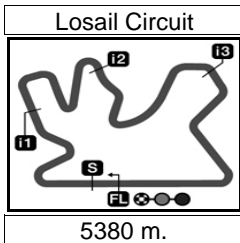
<i>T1</i>		<i>T2</i>		<i>T3</i>		<i>T4</i>				<i>IT</i>	<i>BT</i>	
<i>Pos</i>	<i>Rider</i>	<i>Time</i>	<i>Rider</i>	<i>Time</i>	<i>Rider</i>	<i>Time</i>	<i>Rider</i>	<i>Time</i>	<i>Pos</i>	<i>Rider</i>		
25	E.GRANADO	29.381	T.FINSTERBUSC	33.583	T.FINSTERBUSC	32.315	T.FINSTERBUSC	37.780	25	T.FINSTERBU	2'13.002	2'13.106 (25)
26	M.FERRARI	29.398	A.CARRASCO	33.642	M.FERRARI	32.461	M.FERRARI	37.870	26	M.FERRARI	2'13.233	2'13.297 (26)
27	L.BALDASSARRI	29.405	E.GRANADO	33.674	A.CARRASCO	32.582	L.BALDASSARRI	37.921	27	L.BALDASSAR	2'13.736	2'14.000 (28)
28	A.CARRASCO	29.453	L.BALDASSARRI	33.698	F.ALT	32.683	F.BAGNAIA	37.927	28	A.CARRASCO	2'13.834	2'13.835 (27)
29	F.BAGNAIA	29.469	F.ALT	33.828	L.BALDASSARRI	32.712	P.OETTL	38.072	29	F.BAGNAIA	2'14.074	2'14.239 (29)
30	F.ALT	29.499	F.BAGNAIA	33.873	F.BAGNAIA	32.805	A.CARRASCO	38.157	30	F.ALT	2'14.295	2'14.395 (30)
31	P.OETTL	29.668	P.OETTL	34.186	P.OETTL	32.944	F.ALT	38.285	31	P.OETTL	2'14.870	2'15.006 (31)
32	H.WATANABE	30.582	H.WATANABE	34.693	H.WATANABE	33.490	H.WATANABE	38.849	32	H.WATANABE	2'17.614	2'17.614 (32)

These data/results cannot be reproduced, stored and/or transmitted in whole or in part by any manner of electronic, mechanical, photocopying, recording, broadcasting or otherwise now known or herein after developed without the previous express consent by the copyright owner, except for reproduction in daily press and regular printed publications on sale to the public within 60 days of the event related to those data/results and always provided that copyright symbol appears together as follows below.

© DORNA, 2013

Official MotoGP Timing by **TISSOT**
www.motogp.com






Computerised results and timing service provided by **TISSOT**

Moto3

COMMERCIAL BANK GRAND PRIX OF QATAR

Free Practice Nr. 1

Fastest Laps Sequence

<i>Practice Time</i>	 <i>Rider</i>	<i>Nation</i>	<i>Motorcycle</i>	<i>Time</i>	<i>Km/h</i>	<i>Rider's Lap</i>
4'48.558	8 Jack MILLER	AUS	FTR HONDA	2'15.468	142.9	2
4'53.260	84 Jakub KORNFEIL	CZE	KALEX KTM	2'15.412	143.0	2
5'04.199	44 Miguel OLIVEIRA	POR	MAHINDRA	2'13.048	145.5	2
7'07.260	41 Brad BINDER	RSA	SUTER HONDA	2'12.955	145.6	3
7'16.448	44 Miguel OLIVEIRA	POR	MAHINDRA	2'12.249	146.4	3
7'21.686	7 Efren VAZQUEZ	SPA	MAHINDRA	2'11.620	147.1	3
9'33.173	7 Efren VAZQUEZ	SPA	MAHINDRA	2'11.487	147.2	4
11'34.064	23 Niccolò ANTONELLI	ITA	FTR HONDA	2'11.340	147.4	5
11'39.290	44 Miguel OLIVEIRA	POR	MAHINDRA	2'10.941	147.9	5
11'39.325	42 Alex RINS	SPA	KTM	2'10.655	148.2	5
16'01.157	42 Alex RINS	SPA	KTM	2'10.407	148.5	7
16'04.976	7 Efren VAZQUEZ	SPA	MAHINDRA	2'09.594	149.4	7
28'11.035	94 Jonas FOLGER	GER	KALEX KTM	2'09.491	149.5	8
30'20.334	94 Jonas FOLGER	GER	KALEX KTM	2'09.299	149.7	9
32'29.407	94 Jonas FOLGER	GER	KALEX KTM	2'09.073	150.0	10
40'17.352	94 Jonas FOLGER	GER	KALEX KTM	2'08.951	150.1	13

These data/results cannot be reproduced, stored and/or transmitted in whole or in part by any manner of electronic, mechanical, photocopying, recording, broadcasting or otherwise now known or herein after developed without the previous express consent by the copyright owner, except for reproduction in daily press and regular printed publications on sale to the public within 60 days of the event related to those data/results and always provided that copyright symbol appears together as follows below.

© DORNA, 2013

Official MotoGP Timing by **TISSOT**
www.motogp.com



Doha, Thursday, April 04, 2013