

4226 m.

## GP TIM DI SAN MARINO E DELLA RIVIERA DI RIMINI

Qualifying  
Classification

		Rider	Nation	Team	Motorcycle	Time	Lap Total	Gap	Top Speed
1	8	Jack MILLER	AUS	Red Bull KTM Ajo	KTM	<b>1'42.974</b>	15 18		<b>201.6</b>
2	31	Niklas AJO	FIN	Avant Tecno Husqvarna Ajo	HUSQVARNA	<b>1'42.978</b>	12 15	0.004 0.004	<b>199.8</b>
3	42	Alex RINS	SPA	Estrella Galicia 0,0	HONDA	<b>1'43.012</b>	19 19	0.038 0.034	<b>198.3</b>
4	12	Alex MARQUEZ	SPA	Estrella Galicia 0,0	HONDA	<b>1'43.163</b>	14 17	0.189 0.151	<b>203.0</b>
5	44	Miguel OLIVEIRA	POR	Mahindra Racing	MAHINDRA	<b>1'43.298</b>	10 18	0.324 0.135	<b>203.5</b>
6	52	Danny KENT	GBR	Red Bull Husqvarna Ajo	HUSQVARNA	<b>1'43.491</b>	18 18	0.517 0.193	<b>202.2</b>
7	23	Niccolò ANTONELLI	ITA	Junior Team GO&FUN Moto3	KTM	<b>1'43.546</b>	9 15	0.572 0.055	<b>204.9</b>
8	32	Isaac VIÑALES	SPA	Calvo Team	KTM	<b>1'43.547</b>	10 17	0.573 0.001	<b>203.2</b>
9	7	Efren VAZQUEZ	SPA	SaxoPrint-RTG	HONDA	<b>1'43.553</b>	4 15	0.579 0.006	<b>206.2</b>
10	41	Brad BINDER	RSA	Ambrogio Racing	MAHINDRA	<b>1'43.676</b>	15 17	0.702 0.123	<b>200.0</b>
11	5	Romano FENATI	ITA	SKY Racing Team VR46	KTM	<b>1'43.698</b>	18 18	0.724 0.022	<b>197.7</b>
12	58	Juanfran GUEVARA	SPA	Mapfre Aspar Team Moto3	KALEX KTM	<b>1'43.956</b>	4 17	0.982 0.258	<b>203.6</b>
13	99	Jorge NAVARRO	SPA	Marc VDS Racing Team	KALEX KTM	<b>1'43.978</b>	10 17	1.004 0.022	<b>200.8</b>
14	21	Francesco BAGNAIA	ITA	SKY Racing Team VR46	KTM	<b>1'43.986</b>	15 17	1.012 0.008	<b>201.4</b>
15	17	John MCPHEE	GBR	SaxoPrint-RTG	HONDA	<b>1'44.039</b>	16 16	1.065 0.053	<b>203.6</b>
16	84	Jakub KORNFEIL	CZE	Calvo Team	KTM	<b>1'44.154</b>	11 18	1.180 0.115	<b>201.9</b>
17	33	Enea BASTIANINI	ITA	Junior Team GO&FUN Moto3	KTM	<b>1'44.201</b>	14 15	1.227 0.047	<b>200.4</b>
18	63	Zulfahmi KHAIRUDDIN	MAL	Ongetta-AirAsia	HONDA	<b>1'44.281</b>	5 18	1.307 0.080	<b>200.0</b>
19	98	Karel HANIKA	CZE	Red Bull KTM Ajo	KTM	<b>1'44.286</b>	10 17	1.312 0.005	<b>201.9</b>
20	91	Gabriel RODRIGO	ARG	RBA Racing Team	KTM	<b>1'44.302</b>	15 18	1.328 0.016	<b>199.1</b>
21	19	Alessandro TONUCCI	ITA	CIP	MAHINDRA	<b>1'44.367</b>	16 18	1.393 0.065	<b>201.5</b>
22	16	Andrea MIGNO	ITA	Mahindra Racing	MAHINDRA	<b>1'44.370</b>	11 19	1.396 0.003	<b>203.1</b>
23	57	Eric GRANADO	BRA	Calvo Team	KTM	<b>1'44.381</b>	16 17	1.407 0.011	<b>196.7</b>
24	10	Alexis MASBOU	FRA	Ongetta-Rivacold	HONDA	<b>1'44.435</b>	18 18	1.461 0.054	<b>201.5</b>
25	3	Matteo FERRARI	ITA	San Carlo Team Italia	MAHINDRA	<b>1'44.456</b>	18 18	1.482 0.021	<b>198.7</b>
26	55	Andrea LOCATELLI	ITA	San Carlo Team Italia	MAHINDRA	<b>1'44.595</b>	17 18	1.621 0.139	<b>199.1</b>
27	95	Jules DANILO	FRA	Ambrogio Racing	MAHINDRA	<b>1'44.908</b>	17 17	1.934 0.313	<b>199.8</b>
28	9	Scott DEROUE	NED	RW Racing GP	KALEX KTM	<b>1'45.122</b>	16 19	2.148 0.214	<b>203.3</b>
29	65	Philipp OETTL	GER	Interwetten Paddock Moto3	KALEX KTM	<b>1'45.280</b>	17 17	2.306 0.158	<b>201.8</b>
30	51	Bryan SCHOUTEN	NED	CIP	MAHINDRA	<b>1'45.398</b>	17 17	2.424 0.118	<b>199.7</b>
31	77	Lorenzo PETRARCA	ITA	Team Ciatti	KTM	<b>1'45.719</b>	15 19	2.745 0.321	<b>199.4</b>
32	38	Hafiq AZMI	MAL	SIC-AJO	KTM	<b>1'46.065</b>	9 15	3.091 0.346	<b>196.9</b>
33	2	Remy GARDNER	AUS	Kiefer Racing	KALEX KTM	<b>1'46.264</b>	18 18	3.290 0.199	<b>197.2</b>
34	22	Ana CARRASCO	SPA	RW Racing GP	KALEX KTM	<b>1'46.477</b>	15 18	3.503 0.213	<b>198.7</b>
35	4	Gabriel RAMOS	VEN	Kiefer Racing	KALEX KTM	<b>1'47.183</b>	14 18	4.209 0.706	<b>197.0</b>

Practice condition: Dry

Air: 22°

Humidity: 56%

Ground: 33°

<b>Fastest Lap:</b>	Lap: 15	<b>Jack MILLER</b>	<b>1'42.974</b>	147.7 Km/h
<b>Circuit Record Lap:</b>	2013	<b>Alex MARQUEZ</b>	<b>1'43.293</b>	147.2 Km/h
<b>Circuit Best Lap:</b>	2013	<b>Jonas FOLGER</b>	<b>1'42.707</b>	148.1 Km/h

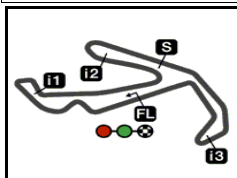
The results are provisional until the end of the limit for protest and appeals.

Time limit for protest expires 30' after publication of the results - Mr. .... Time: .....

These data/results cannot be reproduced, stored and/or transmitted in whole or in part by any manner of electronic, mechanical, photocopying, recording, broadcasting or otherwise now known or herein after developed without the previous express consent by the copyright owner, except for reproduction in daily press and regular printed publications on sale to the public within 60 days of the event related to those data/results and always provided that copyright symbol appears together as follows below.

© DORNA, 2014





4226 m.

## GP TIM DI SAN MARINO E DELLA RIVIERA DI RIMINI

## Qualifying

## Top Speed &amp; Average

21A



Rider	Nation	Motorcycle	Top 5 speeds					Average	Top
7 Efen VAZQUEZ	SPA	HONDA	206.2	203.5	202.9	201.7	201.6	203.2	206.2
23 Niccolò ANTONELLI	ITA	KTM	204.9	203.5	203.3	202.6	201.4	203.1	204.9
17 John MCPHEE	GBR	HONDA	203.6	201.5	201.4	200.4	200.0	201.4	203.6
58 Juanfran GUEVARA	SPA	KALEX KTM	203.6	202.5	200.7	200.3	200.0	201.2	203.6
44 Miguel OLIVEIRA	POR	MAHINDRA	203.5	203.0	201.3	200.8	199.9	201.7	203.5
9 Scott DEROUÉ	NED	KALEX KTM	203.3	202.9	201.7	201.6	200.0	201.9	203.3
32 Isaac VIÑALES	SPA	KTM	203.2	202.1	201.5	199.2	199.0	201.0	203.2
16 Andrea MIGNO	ITA	MAHINDRA	203.1	201.6	199.8	199.2	199.1	200.6	203.1
12 Alex MARQUEZ	SPA	HONDA	203.0	201.6	199.8	199.5	199.2	200.6	203.0
52 Danny KENT	GBR	HUSQVARNA	202.2	201.2	200.7	200.1	200.1	200.9	202.2
98 Karel HANIKA	CZE	KTM	201.9	201.9	201.4	200.9	200.1	201.2	201.9
84 Jakub KORNFEL	CZE	KTM	201.9	200.0	199.8	199.2	198.9	200.0	201.9
65 Philipp OETTL	GER	KALEX KTM	201.8	199.3	198.7	198.6	198.2	199.3	201.8
8 Jack MILLER	AUS	KTM	201.6	201.6	201.3	200.2	200.2	201.0	201.6
10 Alexis MASBOU	FRA	HONDA	201.5	201.2	200.8	200.5	199.4	200.5	201.5
19 Alessandro TONUCCI	ITA	MAHINDRA	201.5	200.7	200.5	200.0	199.6	200.5	201.5
21 Francesco BAGNAIA	ITA	KTM	201.4	200.9	200.5	199.8	197.0	199.9	201.4
99 Jorge NAVARRO	SPA	KALEX KTM	200.8	200.3	199.6	198.9	198.1	199.5	200.8
33 Enea BASTIANINI	ITA	KTM	200.4	200.1	199.7	198.5	197.4	199.2	200.4
41 Brad BINDER	RSA	MAHINDRA	200.0	199.7	198.8	198.7	198.1	199.1	200.0
63 Zulfahmi KHAIRUDDIN	MAL	HONDA	200.0	199.6	199.5	199.1	199.1	199.5	200.0
31 Niklas AJO	FIN	HUSQVARNA	199.8	199.0	198.7	197.8	197.5	198.6	199.8
95 Jules DANILO	FRA	MAHINDRA	199.8	198.9	197.3	196.9	196.9	198.0	199.8
51 Bryan SCHOUTEN	NED	MAHINDRA	199.7	198.3	197.1	197.0	197.0	197.8	199.7
77 Lorenzo PETRARCA	ITA	KTM	199.4	197.8	197.5	196.0	195.5	197.0	199.4
91 Gabriel RODRIGO	ARG	KTM	199.1	198.6	198.2	197.5	197.4	198.0	199.1
55 Andrea LOCATELLI	ITA	MAHINDRA	199.1	198.0	197.7	197.7	197.6	198.0	199.1
3 Matteo FERRARI	ITA	MAHINDRA	198.7	198.3	197.5	197.3	195.6	197.5	198.7
22 Ana CARRASCO	SPA	KALEX KTM	198.7	198.4	198.4	198.2	197.3	198.2	198.7
42 Alex RINS	SPA	HONDA	198.3	198.0	197.9	197.9	197.5	197.9	198.3
5 Romano FENATI	ITA	KTM	197.7	197.6	197.3	196.9	196.5	197.2	197.7
2 Remy GARDNER	AUS	KALEX KTM	197.2	197.1	196.6	196.2	196.1	196.6	197.2
4 Gabriel RAMOS	VEN	KALEX KTM	197.0	195.3	194.3	193.6	193.6	194.8	197.0
38 Hafiq AZMI	MAL	KTM	196.9	196.5	195.3	195.0	194.9	195.5	196.9
57 Eric GRANADO	BRA	KTM	196.7	195.5	195.5	195.1	195.0	195.6	196.7

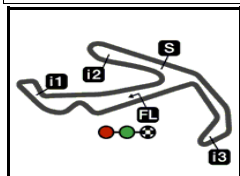
These data/results cannot be reproduced, stored and/or transmitted in whole or in part by any manner of electronic, mechanical, photocopying, recording, broadcasting or otherwise now known or herein after developed without the previous express consent by the copyright owner, except for reproduction in daily press and regular printed publications on sale to the public within 60 days of the event related to those data/results and always provided that copyright symbol appears together as follows below.

© DORNA, 2014

Official MotoGP Timing by TISSOT  
www.motogp.com



Misano Adriatico, Saturday, September 13, 2014



4226 m.

GP TIM DI SAN MARINO E DELLA RIVIERA DI RIMINI

Qualifying

Chronological Analysis of Performances

22A

P Crossing the finish line in pit lane		T1 Time from finish line to 1st intermediate				T2 Time from 1st intermed. to 2nd intermed.				T3 Time from 2nd intermed. to 3rd intermed.				T4 Time from 3rd intermediate to finish line			
Lap	Lap Time	T1	T2	T3	T4	Speed	Lap	Lap Time	T1	T2	T3	T4	Speed				
<b>1st</b>	<b>8</b>	<b>Jack MILLER</b>				Red Bull KTM Ajo				AUS							
		Runs=3	Total laps=18	Full laps=13													
1	2'01.548	40.720	26.011	30.173	24.644	199.4	12	1'43.466	27.231	24.571	28.990	22.674	197.4				
2	1'46.373	28.135	24.945	29.566	23.727	201.6	13	1'44.916 P	27.886	25.180	30.035	21.815	193.4				
3	1'45.203	27.900	24.842	29.178	23.283	197.1	14	4'43.842	3'24.567	25.560	29.915	23.800	191.5				
4	1'42.540 P	27.731	24.766	29.200	20.843	200.2	15	1'43.082	27.216	24.356	28.977	22.533	197.0				
5	5'07.976	3'50.074	25.316	29.601	22.985	191.9	16	1'43.114	27.064	24.430	28.995	22.625	196.9				
6	1'44.086	27.415			22.887	195.6	17	1'45.742	27.310	25.463	29.581	23.388	197.5				
7	1'43.953	27.605	24.505	29.035	22.808	197.6	18	1'43.117	27.224	24.469	28.789	22.635	197.9				
8	1'44.084	27.538	24.462	29.194	22.890	195.1	19	1'43.012	27.179	24.398	28.886	22.549	198.3				
9	1'49.208	29.505	26.816	29.926	22.961	194.9											
10	1'43.673	27.550	24.400	28.986	22.737	198.9											
11	1'41.463 P	27.391	24.318	29.074	20.680	201.6											
12	7'45.814	6'26.622	26.087	29.771	23.334	196.6											
13	1'48.086	27.319	27.518	29.892	23.357	199.2											
14	1'43.227	27.387	24.287	28.867	22.686	201.3											
15	1'42.974	27.208	24.175	28.855	22.736	199.8											
16	1'49.546	27.290	24.827	34.233	23.196	156.9											
17	1'43.893	27.519	24.521	29.084	22.769	200.2											
18	1'50.600	27.651	25.050	31.686	26.213	190.8											
<b>2nd</b>	<b>31</b>	<b>Niklas AJO</b>				Avant Tecno Husqvar				FIN							
		Runs=3	Total laps=15	Full laps=10													
1	2'46.742	1'14.585	27.767	36.995	27.395	156.7											
2	1'44.348	27.572	24.888	28.929	22.959	198.7											
3	1'44.565	27.577	25.202	28.896	22.890	197.2											
4	1'45.693 P	27.629	26.280	31.903	19.881	172.6											
5	7'50.159	6'10.460	42.449	32.628	24.622	176.5											
6	1'44.360	28.050	24.599	28.927	22.784	197.2											
7	1'47.714	28.119	26.516	30.034	23.045	185.7											
8	1'44.009	27.481	24.726	28.932	22.870	199.0											
9	1'46.840 P	27.528	24.496	32.507	22.309	195.2											
10	9'50.322	8'31.393	26.053	29.780	23.096	195.2											
11	1'43.894	27.485	24.764	29.029	22.616	197.8											
12	1'42.978	27.131	24.373	28.906	22.568	197.5											
13	1'44.641	27.410	24.880	29.500	22.851	193.9											
14	1'47.501	29.515	25.860	29.362	22.764	197.0											
15	1'43.430	27.508	24.361	28.886	22.675	199.8											
<b>3rd</b>	<b>42</b>	<b>Alex RINS</b>				Estrella Galicia 0,0				SPA							
		Runs=3	Total laps=19	Full laps=14													
1	2'46.531	1'25.147	26.391	30.320	24.673	195.2											
2	1'44.471	27.382	24.927	29.079	23.083	198.0											
3	1'44.224	27.507	24.818	29.070	22.829	197.1											
4	1'44.072	27.350	24.716	29.200	22.806	196.6											
5	1'43.859	27.388	24.654	29.008	22.809	197.1											
6	1'43.895	27.314	24.697	28.984	22.900	197.2											
7	1'46.058 P	28.278	25.492	29.779	22.509	195.8											
8	6'08.595	4'44.833	25.790	29.931	28.041	194.4											
9	1'44.167	27.600	24.673	29.170	22.724	197.5											
10	1'43.476	27.276	24.542	28.978	22.680	197.9											
11	1'43.701	27.373	24.582	29.002	22.744	196.8											
<b>Fastest Lap:</b>	Jack MILLER	Red Bull KTM Ajo				AUS	1'42.974	27.208	24.175	28.855	22.736						

These data/results cannot be reproduced, stored and/or transmitted in whole or in part by any manner of electronic, mechanical, photocopying, recording, broadcasting or otherwise now known or herein after developed without the previous express consent by the copyright owner, except for reproduction in daily press and regular printed publications on sale to the public within 60 days of the event related to those data/results and always provided that copyright symbol appears together as follows below.  
© DORNA, 2014



# Qualifying

# Moto3

Lap	Lap Time	T1	T2	T3	T4	Speed	Lap	Lap Time	T1	T2	T3	T4	Speed	
<b>6th</b>	<b>52</b>	Red Bull Husqvarna A GBR						2	<b>1'45.733</b>	27.729	24.874	29.620	23.510	201.7
		Runs=3 Total laps=18 Full laps=13						3	<b>1'44.057</b>	27.728	24.650	28.781	22.898	203.5
1	2'48.546	1'16.976	29.497	36.739	25.334	141.8	4	<b>1'43.553</b>	27.662	24.448	28.683	22.760	202.9	
2	<b>1'45.910</b>	28.067	25.044	29.451	23.348	199.8	5	<b>1'43.839</b>	27.368	24.483	28.890	23.098	201.6	
3	<b>1'44.626</b>	27.628	24.839	29.009	23.150	200.1	6	1'45.916 P	28.523	25.760	31.749	19.884	194.5	
4	<b>1'44.514</b>	27.488	24.578	29.374	23.074	196.2	7	5'20.738	3'49.011	34.672	33.699	23.356	183.2	
5	<b>1'44.160</b>	27.420	24.768	28.967	23.005	200.7	8	<b>1'57.134</b>	27.934	36.660	29.311	23.229	199.7	
6	<b>1'50.812</b>	32.683	24.767	29.798	23.564	199.8	9	<b>1'55.914</b>	28.109	25.020	34.493	28.292	151.4	
7	1'44.650 P	27.552	24.792	29.231	23.075	198.4	10	1'43.306 P	27.939	24.873	29.395	21.099	199.4	
8	5'57.279	4'37.318	25.487	29.338	25.136	198.0	11	9'20.618	7'40.378	42.307	31.678	26.255	195.3	
9	<b>1'47.629</b>	27.422	24.836	29.271	26.100	196.1	12	2'42.432 P	1'15.141	32.538	31.443	23.310	197.6	
10	<b>1'45.558</b>	27.396	24.640	29.393	24.129	199.8	13	2'52.252	1'26.770	31.350	30.957	23.175	200.9	
11	<b>1'43.680</b>	27.280	24.601	28.922	22.877	199.1	14	<b>1'44.567</b>	27.923	24.695	28.811	23.138	206.2	
12	1'45.751 P	29.573	25.210	29.735	21.233	196.2	15	<b>1'46.356</b>	27.685	24.698	30.735	23.238	190.9	
13	6'22.553	5'03.850	25.647	29.732	23.324	198.1								
14	<b>1'43.611</b>	27.383	24.477	28.938	22.813	200.1								
15	<b>1'43.641</b>	27.328	24.494	28.958	22.861	199.1								
16	<b>1'47.037</b>	28.160	26.436	29.543	22.898	197.4								
17	<b>1'43.674</b>	27.330	24.568	28.907	22.869	202.2								
18	<b>1'43.491</b>	27.387	24.423	28.922	22.759	201.2								
<b>7th</b>	<b>23</b>	Junior Team GO&FU ITA												
		Runs=3 Total laps=15 Full laps=10												
1	2'50.794	1'31.349	25.461	29.509	24.475	199.8								
2	<b>1'44.737</b>	27.749	24.844	28.863	23.281	203.3								
3	<b>1'43.782</b>	27.469	24.493	28.784	23.036	203.5								
4	<b>1'44.019</b>	27.469	24.465	29.092	22.993	200.2								
5	<b>1'44.240</b>	27.432	24.713	29.088	23.007	199.9								
6	1'44.333 P	29.210	25.008	29.265	20.850	199.1								
7	7'51.511	6'33.872	25.295	29.356	22.988	201.4								
8	<b>1'44.065</b>	27.514	24.626	29.010	22.915	200.8								
9	<b>1'43.546</b>	27.462	24.425	28.861	22.798	202.6								
10	<b>1'47.154</b>	28.229	26.702	29.148	23.075	200.5								
11	<b>1'44.485</b>	27.446	24.589	29.488	22.962	199.3								
12	1'42.214 P	27.365	24.912	29.583	20.354	195.9								
13	8'11.864	6'54.548	25.292	29.148	22.876	199.3								
14	<b>2'25.774</b>	50.163	29.650	31.518	34.443	188.3								
15	<b>1'45.417</b>	28.020	24.683	29.079	23.635	204.9								
<b>10th</b>	<b>41</b>	Ambrogio Racing RSA												
		Runs=3 Total laps=17 Full laps=12												
1	2'48.464	1'09.840	32.036	37.446	29.142	152.8								
2	<b>1'45.574</b>	27.902	25.225	29.209	23.238	200.0								
3	<b>1'44.485</b>	27.500	24.823	29.123	23.039	198.7								
4	<b>1'48.745</b>	31.509	24.854	29.359	23.023	197.8								
5	<b>1'44.918</b>	27.638	24.687	29.327	23.266	196.1								
6	1'44.384 P	27.768	24.737	29.680	22.199	196.7								
7	7'13.378	5'32.712	36.177	41.140	23.349	112.6								
8	<b>1'45.283</b>	27.915	25.036	29.217	23.115	196.1								
9	<b>1'44.331</b>	27.419	24.899	29.021	22.992	199.7								
10	1'42.364 P	27.537	24.928	29.219	20.680	195.9								
11	6'35.029	5'03.966	35.513	30.151	25.399	192.3								
12	<b>1'45.096</b>	28.081	24.783	29.228	23.004	194.7								
13	<b>1'46.225</b>	27.423	26.610	28.974	23.218	198.8								
14	<b>1'43.902</b>	27.301	24.603	28.973	23.025	197.5								
15	<b>1'43.676</b>	27.296	24.546	28.922	22.912	198.1								
16	<b>1'51.184</b>	33.434	25.014	29.403	23.333	196.4								
17	<b>1'49.107</b>	31.281	25.205	29.351	23.270	195.4								
<b>11th</b>	<b>5</b>	SKY Racing Team V ITA												
		Runs=4 Total laps=18 Full laps=11												
1	3'03.773	1'41.078	27.240	31.689	23.766	180.7								
2	<b>1'45.247</b>	27.726	25.087	29.321	23.113	197.7								
3	<b>1'44.905</b>	27.628	24.998	29.206	23.073	194.9								
4	<b>1'44.833</b>	27.638	24.803	29.356	23.036	194.5								
5	<b>1'45.625</b>	28.134	25.093	29.421	22.977	196.0								
6	1'45.499 P	27.730	26.804	31.287	19.678	179.7								
7	5'54.548	4'36.886	25.306	29.225	23.131	195.1								
8	<b>1'44.724</b>	27.760	24.810	29.245	22.909	194.9								
9	<b>1'44.487</b>	27.545	24.752	29.263	22.927	194.9								
10	<b>1'44.330</b>	27.460	24.751	29.185	22.934	195.9								
11	1'49.547 P	31.268	26.134	31.179	20.966	179.8								
12	4'54.571	3'36.746	25.343	29.475	23.007	194.3								
13	<b>1'44.440</b>	27.484	24.858	29.123	22.975	196.5								
14	<b>1'44.500</b>	27.526	24.750	29.335	22.889	196.9								
15	1'51.341 P	33.461	27.520	29.648	20.712	197.6								
16	2'56.794	1'39.014	25.577	29.208	22.995	196.0								
17	<b>1'44.034</b>	27.442	24.855	29.020	22.717	196.4								
18	<b>1'43.698</b>	27.348	24.632	28.939	22.779	197.3								
<b>12th</b>	<b>58</b>	Mapfre Aspar Team M SPA												
		Runs=3 Total laps=17 Full laps=12												
1	2'40.178	1'06.470	27.054	36.826	29.828	131.3								
2	<b>1'53.256</b>	28.326	25.084	36.072	23.774	192.8								
3	<b>1'44.807</b>	27.883	24.715	29.327	22.882	200.0								
4	<b>1'43.956</b>	27.417	24.477	29.213	22.849	198.4								
5	<b>1'44.073</b>	27.443	24.553	29.195	22.882	199.4								
<b>8th</b>	<b>32</b>	Calvo Team SPA												
		Runs=3 Total laps=17 Full laps=12												
1	2'48.809			38.117	27.325	168.8								
2	<b>1'46.156</b>	28.203	25.142	29.520	23.291	203.2								
3	<b>1'44.543</b>	27.757	24.778	28.964	23.044	202.1								
4	<b>1'44.591</b>	27.821	24.648	29.046	23.076	199.2								
5	<b>1'43.956</b>	27.293	24.690	28.996	22.977	198.2								
6	<b>1'45.412</b>	27.746	24.857	29.666	23.143	194.8								
7	<b>1'45.350</b>	27.720	24.934	29.453	23.243	195.3								
8	1'44.047 P	27.772	24.959	29.311	22.005	195.0								
9	6'06.248	4'47.955	25.425	29.939	22.929	189.6								
10	<b>1'43.547</b>	27.180	24.529	28.770	23.068	201.5								
11	<b>1'44.101</b>	27.364	24.663	29.259	22.815	196.3								
12	<b>1'44.311</b>	27.339	24.833	29.278	22.861	194.3								
13	1'47.598 P	30.217	24.960	29.573	22.848	193.3								
14	6'58.273	5'40.680	25.231	29.484	22.878	196.1								
15	<b>1'43.740</b>	27.366	24.637	28.895	22.842	199.0								
16	<b>1'49.352</b>	30.986	24.841	30.110	23.415	187.9								
17	<b>1'43.650</b>													
<b>9th</b>	<b>7</b>	SaxoPrint-RTG SPA												
		Runs=4 Total laps=15 Full laps=8												
1	2'17.584	48.932	28.944	29.765	29.943	197.5								

**Fastest Lap:** Jack MILLER Red Bull KTM Ajo AUS **1'42.974** 27.208 24.175 28.855 22.736

These data/results cannot be reproduced, stored and/or transmitted in whole or in part by any manner of electronic, mechanical, photocopying, recording, broadcasting or otherwise now known or herein after developed without the previous express consent by the copyright owner, except for reproduction in daily press and regular printed publications on sale to the public within 60 days of the event related to those data/results and

# Qualifying

# Moto3

Lap	Lap Time	T1	T2	T3	T4	Speed	Lap	Lap Time	T1	T2	T3	T4	Speed
6	1'50.801	27.461	24.723	35.575	23.042	110.4	9	1'45.301	27.920	24.856	29.345	23.180	196.7
7	1'46.527 P	27.977	25.438	31.099	22.013	181.8	10	1'45.534	27.807	24.877	29.390	23.460	195.7
8	6'48.214	5'12.012	31.716	38.430	26.056	141.0	11	1'45.657 P	30.492	25.480	29.710	19.975	194.1
9	1'50.897	33.198	25.143	29.411	23.145	198.8	12	6'23.243	4'59.804	25.635	29.887	27.917	198.3
10	1'43.965	27.487	24.703	28.932	22.843	200.0	13	1'45.576	27.889	25.430	29.235	23.022	199.4
11	1'44.219	27.519	24.531	29.307	22.862	200.7	14	1'44.289	27.622	24.621	28.927	23.119	201.4
12	1'44.464 P	28.001	26.042	30.082	20.339	193.4	15	1'47.131	28.972	24.896	30.286	22.977	189.6
13	6'01.363	4'42.916	25.196	30.137	23.114	198.8	16	1'44.039	27.656	24.635	28.816	22.932	201.5
14	1'48.557	27.746	25.359	30.466	24.986	187.9	<b>16th 84</b> <b>Jakub KORNFEIL</b> Calvo Team CZE						
15	1'46.095	27.612	24.435	29.469	24.579	200.3	Runs=3	Total laps=18	Full laps=13				
16	1'47.107	27.674	24.485	28.893	26.055	202.5	1	2'16.417	55.709	26.599	30.097	24.012	196.6
17	1'45.569	28.710	24.553	29.380	22.926	203.6	2	1'47.209	28.466	25.251	29.797	23.695	196.9

<b>13th 99</b> <b>Jorge NAVARRO</b> Marc VDS Racing Tea SPA						
Runs=3 Total laps=17 Full laps=12						
1	1'58.972	38.947	26.512	30.095	23.418	194.5
2	1'46.217	28.153	25.199	29.384	23.481	196.3
3	1'47.917	27.967	25.006	29.908	25.036	196.2
4	1'45.606	28.357	24.776	29.204	23.269	199.6
5	1'48.473	27.826	24.987	32.072	23.588	157.7
6	1'45.000	27.758	24.840	29.225	23.177	195.2
7	1'46.660 P	27.875	24.762	29.480	24.543	196.2
8	6'13.497	4'53.652	26.697	29.665	23.483	194.4
9	1'44.637	27.611	24.917	29.174	22.935	200.3
10	1'43.978	27.493	24.516	28.983	22.986	198.9
11	1'46.328	27.732	24.638	28.812	25.146	200.8
12	1'44.618	27.524	24.677	29.409	23.008	196.1
13	4'20.937 P	27.696	24.832	29.107	2'59.302	195.7
14	5'32.043	4'01.661	25.852	29.903	34.627	193.4
15	1'45.249	27.903	24.853	29.319	23.174	196.5
16	1'44.883	27.701	24.735	29.222	23.225	196.5
17	2'00.222	32.721	31.197	29.772	26.532	198.1

<b>14th 21</b> <b>Francesco BAGNAI</b> SKY Racing Team V ITA						
Runs=3 Total laps=17 Full laps=12						
1	3'00.868	1'28.638	25.899	32.372	33.959	185.5
2	1'48.390	28.505	25.938	30.878	23.069	173.4
3	1'44.756	27.572	24.973	29.276	22.935	200.9
4	1'44.844	27.645			22.931	199.8
5	1'45.276	27.585	25.095	29.476	23.120	195.5
6	1'45.022 P	28.152	25.330	30.015	21.525	195.6
7	7'04.251	5'45.621	25.791	29.624	23.215	194.8
8	1'45.046	27.557	24.940	29.148	23.401	196.7
9	1'44.796	27.572	24.881	29.258	23.085	195.6
10	1'44.738	27.607	24.854	29.257	23.020	196.0
11	1'47.401 P	28.328	26.001	32.180	20.892	179.1
12	6'29.669	5'01.383	31.989	32.090	24.207	184.4
13	1'44.679	27.618	24.903	29.277	22.881	196.3
14	1'44.312	27.479	24.764	29.281	22.788	196.9
15	1'43.986	27.431	24.657	28.937	22.961	201.4
16	1'44.123	27.470	24.621	28.962	23.070	197.0
17	1'44.559	27.579	24.708	29.262	23.010	200.5

<b>15th 17</b> <b>John MCPHEE</b> SaxoPrint-RTG GBR						
Runs=3 Total laps=16 Full laps=11						
1	2'47.045	1'04.688	28.284	45.413	28.660	113.9
2	1'48.471	28.593	26.318	29.984	23.576	203.6
3	1'44.833	28.091	24.760	28.905	23.077	199.7
4	1'44.539	27.710	24.744	29.004	23.081	200.4
5	1'44.386	27.668	24.596	28.989	23.133	200.0
6	1'44.170 P	28.106	25.115	30.089	20.860	187.7
7	9'05.709	7'33.313	29.422	36.937	26.037	142.6
8	1'46.851	28.757	25.319	29.480	23.295	196.9

<b>17th 33</b> <b>Enea BASTIANINI</b> Junior Team GO&FU ITA						
Runs=3 Total laps=15 Full laps=10						
1	2'03.099	42.248	26.299	30.021	24.531	196.0
2	1'45.934	28.096	25.031	29.117	23.690	200.4
3	1'45.239	28.099	24.787	29.101	23.252	200.1
4	1'44.693	27.792	24.693	29.087	23.121	199.7
5	1'46.138 P	29.378	25.421	29.698	21.641	197.4
6	8'20.995	7'00.179	26.159	31.058	23.599	177.7
7	1'45.081	27.689	24.830	29.386	23.176	195.0
8	1'44.728	27.533	24.867	29.211	23.117	195.3
9	1'46.267 P	29.155	26.587	29.973	20.552	190.8
10	9'29.166	8'01.984	25.765	29.884	31.533	193.5
11	1'53.309	30.017	24.862	30.935	27.495	196.2
12	1'44.376	27.572	24.666	29.104	23.034	197.2
13	1'48.626	30.263	26.149	29.149	23.065	198.5
14	1'44.201	27.563	24.510	29.080	23.048	196.0
15	1'44.293	27.633	24.736	29.031	22.893	195.6

<b>18th 63</b> <b>Zulfahmi KHAIRUD</b> Ongetta-AirAsia MAL						
Runs=3 Total laps=18 Full laps=13						
1	2'47.528	1'12.661	27.039	38.213	29.615	156.4
2	1'48.776	28.507	25.427	30.136	24.706	199.1
3	1'45.287	27.993	24.997	29.238	23.059	200.0
4	1'44.537	27.805	24.684	29.091	22.957	199.6
5	1'44.281	27.489	24.764	29.212	22.816	199.5
6	1'44.607	27.693	24.631	29.134	23.149	199.1
7	1'44.475 P	28.656	24.960	29.727	21.132	198.0
8	5'59.998	4'38.897	25.649	29.849	25.603	196.3
9	1'46.927	27.948	25.711	30.310	22.958	199.0
10	1'44.520	27.659	24.812	29.164	22.885	197.7
11	1'44.443	27.507	24.730	29.259	22.947	196.8
12	1'48.937 P	32.377	25.401	29.626	21.533	197.1
13	5'38.219	4'16.487	25.388	30.218	26.126	193.8

**Fastest Lap:** Jack MILLER Red Bull KTM Ajo AUS **1'42.974** 27.208 24.175 28.855 22.736

These data/results cannot be reproduced, stored and/or transmitted in whole or in part by any manner of electronic, mechanical, photocopying, recording, broadcasting or otherwise now known or herein after developed without the previous express consent by the copyright owner, except for reproduction in daily press and regular printed publications on sale to the public within 60 days of the event related to those data/results and always provided that copyright symbol appears together as follows below.  
© DORNA, 2014



# Qualifying

# Moto3

Lap	Lap Time	T1	T2	T3	T4	Speed	Lap	Lap Time	T1	T2	T3	T4	Speed
14	<b>1'54.214</b>	27.938	26.454	35.801	24.021	151.9	15	<b>1'46.822</b>	28.096	26.565	29.191	22.970	198.7
15	<b>1'44.495</b>	27.689	24.780	29.103	22.923	198.0	16	<b>1'44.367</b>	<b>27.517</b>	<b>24.697</b>	29.289	22.864	194.9
16	<b>1'44.856</b>	27.579	25.035	29.302	22.940	198.5	17	<b>1'55.106</b>	31.601	29.396	29.161	24.948	199.5
17	<b>1'44.737</b>	27.714	24.746	29.398	22.879	195.3	18	<b>1'44.913</b>	27.655	24.714	29.620	22.924	193.9
18	<b>1'44.753</b>	27.683	24.759	29.411	22.900	195.9	<b>22nd 16 Andrea MIGNO</b> Mahindra Racing ITA						
<b>19th 98 Karel HANIKA</b> Red Bull KTM Ajo CZE							Runs=3 Total laps=19 Full laps=14						
Runs=3 Total laps=17 Full laps=12							1	2'02.206	39.999	26.494	30.967	24.746	192.8
1	2'47.989	1'15.354	26.058	37.118	29.459	145.4	2	<b>1'46.871</b>	28.389	24.911	29.740	23.831	<b>203.1</b>
2	<b>1'46.492</b>	28.152	25.153	29.363	23.824	198.4	3	<b>1'46.156</b>	28.238	24.781	29.233	23.904	201.6
3	<b>1'44.852</b>	27.865	24.839	28.937	23.211	200.9	4	<b>1'46.560</b>	28.422	25.016	29.635	23.487	197.2
4	<b>1'44.994</b>	27.834	24.923	29.226	23.011	197.7	5	<b>1'45.988</b>	28.138	24.974	29.471	23.405	197.7
5	1'41.412 P	<b>27.432</b>	24.657	28.933	20.390	200.0	6	<b>1'45.040</b>	27.831	24.748	29.319	23.142	198.0
6	4'58.484	3'32.132	25.992	30.439	29.921	201.4	7	1'45.431 P	27.931	<b>25.021</b>	<b>29.512</b>	<b>22.967</b>	<b>199.2</b>
7	<b>1'44.459</b>	27.619	24.737	29.172	22.931	196.7	8	6'08.551	4'43.028	26.137	34.778	24.608	161.9
8	<b>1'48.048</b>	29.180	26.785	29.135	22.948	198.6	9	<b>1'46.132</b>	28.067	25.372	29.520	23.173	199.8
9	<b>1'58.437</b>	27.623	24.807	38.042	27.965	140.9	10	<b>1'45.431</b>	28.031	24.911	29.179	23.310	197.9
10	<b>1'44.286</b>	27.709	24.642	<b>28.925</b>	23.010	201.9	11	<b>1'44.370</b>	<b>27.630</b>	24.645	<b>29.102</b>	<b>22.993</b>	199.1
11	1'45.280 P	30.228	25.498	29.613	19.941	196.7	12	<b>1'45.031</b>	27.745	24.753	29.442	23.091	197.5
12	8'25.532	6'43.446	35.171	37.227	29.688	176.7	13	1'43.334 P	27.898	25.399	29.648	20.389	195.8
13	<b>1'55.970</b>	28.001	24.854	32.453	30.662	192.5	14	4'27.589	3'05.072	26.236	32.534	23.747	165.6
14	<b>1'44.456</b>	27.621	<b>24.536</b>	29.395	<b>22.904</b>	<b>201.9</b>	15	<b>1'56.949</b>	33.517	28.085	31.554	23.793	178.7
15	<b>1'49.455</b>	27.501	24.723	29.429	27.802	200.1	16	<b>1'45.078</b>	28.015	24.601	29.376	23.086	197.4
16	<b>2'00.896</b>	37.091	27.301	29.982	26.522	194.0	17	<b>1'44.692</b>	27.652	<b>24.582</b>	29.380	23.078	197.9
17	<b>1'44.505</b>	27.447	24.952	29.016	23.090	197.9	18	<b>1'49.688</b>	28.344	27.758	30.471	23.115	193.2
<b>20th 91 Gabriel RODRIGO</b> RBA Racing Team ARG							<b>23rd 57 Eric GRANADO</b> Calvo Team BRA						
Runs=3 Total laps=18 Full laps=13							Runs=3 Total laps=17 Full laps=12						
1	1'59.148	39.338	26.299	30.128	23.383	196.6	1	2'09.555	47.865	26.875	30.357	24.458	191.0
2	<b>1'46.106</b>	28.130	25.389	29.240	23.347	196.7	2	<b>1'47.138</b>	28.171	25.547	29.997	23.423	192.0
3	<b>1'45.830</b>	28.036	24.972	29.534	23.288	198.6	3	<b>1'46.764</b>	28.140	25.311	29.831	23.482	194.0
4	<b>1'47.388</b>	28.714	25.432	29.743	23.499	194.3	4	<b>1'45.670</b>	28.020	25.120	29.377	23.153	195.1
5	1'47.616 P	27.690	25.616	31.704	22.606	187.0	5	<b>1'45.838</b>	28.057	24.904	29.585	23.292	193.8
6	5'57.355	4'36.331	25.931	30.929	24.164	190.8	6	1'45.448 P	28.176	26.236	30.753	20.283	190.0
7	<b>1'59.146</b>	33.507	27.173	35.260	23.206	174.8	7	7'46.796	6'05.569	26.600	42.003	32.624	90.5
8	<b>1'45.304</b>	27.730	24.970	29.195	23.409	197.5	8	<b>1'45.984</b>	28.251	25.301	29.387	23.045	<b>196.7</b>
9	<b>1'44.885</b>	27.724	24.997	<b>28.958</b>	23.206	<b>199.1</b>	9	<b>1'45.872</b>	28.333	25.172	29.347	23.020	195.0
10	<b>1'45.061</b>	27.751	25.174	29.122	23.014	196.8	10	<b>1'44.997</b>	27.662	24.951	29.348	23.036	193.6
11	1'47.509 P	28.630	25.721	29.248	23.910	197.4	11	1'54.794 P	27.608	24.903	39.311	22.972	174.6
12	6'05.462	4'38.010	32.458	30.860	24.134	185.6	12	6'04.635	4'42.242	25.987	30.150	26.256	194.3
13	<b>1'57.355</b>	27.806	25.290	32.831	31.428	181.5	13	<b>1'46.958</b>	27.739	24.864	29.669	24.686	191.6
14	<b>1'49.214</b>	30.312	24.962	30.946	22.994	192.2	14	<b>2'04.473</b>	31.425	30.806	38.731	23.511	142.0
15	<b>1'44.302</b>	<b>27.398</b>	<b>24.777</b>	29.104	23.023	196.5	15	<b>1'45.398</b>	27.711	24.935	29.475	23.277	194.4
16	<b>1'48.963</b>	28.711	27.812	29.231	23.209	196.4	16	<b>1'44.381</b>	<b>27.589</b>	<b>24.769</b>	<b>29.147</b>	<b>22.876</b>	195.5
17	<b>1'44.591</b>	27.567	24.947	29.093	<b>22.984</b>	197.4	17	<b>1'45.672</b>	27.641	24.924	29.528	23.579	195.5
18	<b>1'51.298</b>	33.267	25.825	29.208	22.998	198.2	<b>21st 19 Alessandro TONUĆ</b> CIP ITA						
Runs=3 Total laps=18 Full laps=13							<b>24th 10 Alexis MASBOU</b> Ongetta-Rivacold FRA						
Runs=3 Total laps=18 Full laps=13							Runs=3 Total laps=18 Full laps=13						
1	2'01.904	41.576	25.775	30.139	24.414	<b>201.5</b>	1	2'23.297	1'02.341	26.802	30.188	23.966	197.6
2	<b>1'46.209</b>	28.058	25.003	29.596	23.552	200.0	2	<b>1'46.791</b>	28.384	25.468	29.483	23.456	199.4
3	<b>1'45.083</b>	27.900	24.859	29.168	23.156	200.7	3	<b>1'45.554</b>	27.949	24.985	29.310	23.310	199.4
4	1'42.872 P	27.932	24.747	29.230	20.963	200.5	4	<b>1'44.966</b>	27.694	24.770	29.359	23.143	198.9
5	5'12.780	3'54.211	25.875	29.466	23.228	196.1	5	<b>1'44.813</b>	27.624	24.787	29.283	23.119	198.2
6	<b>1'44.516</b>	27.737	24.777	29.139	22.863	196.3	6	1'50.779 P	33.870	26.061	30.374	20.474	192.6
7	<b>1'44.826</b>	27.774	24.880	29.247	22.925	196.3	7	5'45.705	4'26.819	25.776	29.638	23.472	196.7
8	<b>1'45.021</b>	27.643	24.728	29.738	22.912	194.6	8	<b>1'45.591</b>	28.100	25.022	29.191	23.278	198.8
9	<b>1'47.138</b>	29.948	24.855	<b>29.125</b>	23.210	199.6	9	<b>1'45.162</b>	27.672	24.883	29.322	23.285	198.2
10	<b>1'44.444</b>	27.635	24.812	29.140	<b>22.857</b>	196.7	10	<b>1'44.879</b>	27.651	24.965	29.207	23.056	197.4
11	<b>1'44.452</b>	27.614	24.732	29.209	22.897	197.6	11	<b>1'50.322</b>	32.112	24.972	29.145	24.093	199.0
12	1'46.538 P	29.772	25.815	30.205	20.746	188.5	12	1'48.467 P	31.903	26.714	29.858	19.992	197.5
13	6'32.997	4'51.238	39.526	34.982	27.251	177.0	13	5'32.212	4'00.849	38.031	29.757	23.575	198.2
14	<b>1'52.771</b>	27.780	31.039	31.052	22.900	171.3	14	<b>1'44.990</b>	27.749			23.328	201.2

**Fastest Lap:** Jack MILLER Red Bull KTM Ajo AUS **1'42.974** 27.208 24.175 28.855 22.736

These data/results cannot be reproduced, stored and/or transmitted in whole or in part by any manner of electronic, mechanical, photocopying, recording, broadcasting or otherwise now known or herein after developed without the previous express consent by the copyright owner, except for reproduction in daily press and regular printed publications on sale to the public within 60 days of the event related to those data/results and always provided that copyright symbol appears together as follows below.  
© DORNA, 2014



## Qualifying

## Moto3

Lap	Lap Time	T1	T2	T3	T4	Speed	Lap	Lap Time	T1	T2	T3	T4	Speed
15	<b>1'49.524</b>	27.465	24.613	29.062	28.384	200.5	15	<b>1'45.107</b>	27.742	24.743	29.406	23.216	196.9
16	<b>1'48.736</b>	31.722	24.854	29.057	23.103	200.8	16	<b>1'44.695</b>	27.689			23.003	199.8
17	<b>1'50.881</b>	27.594	24.652	29.375	29.260	199.2	17	<b>1'44.908</b>	27.797	24.584	29.263	23.264	198.9
18	<b>1'44.435</b>	27.697	24.760	28.965	23.013	201.5							

**25th 3 Matteo FERRARI** San Carlo Team Italia ITA  
Runs=3 Total laps=18 Full laps=13

1	2'02.008	40.438	26.720	29.887	24.963	198.7
2	<b>1'46.202</b>	28.096	25.229	29.357	23.520	197.5
3	<b>1'45.088</b>	27.976	25.031	29.074	23.007	197.3
4	<b>1'45.229</b>	27.917	24.866	29.164	23.282	198.3
5	<b>1'51.774</b>	30.433	27.026	30.397	23.918	191.5
6	<b>1'45.024</b>	27.620	25.086	29.254	23.064	194.8
7	1'45.427 P	27.799	25.040	29.424	23.164	194.0
8	7'16.516	5'37.371	31.511	41.173	26.461	147.4
9	<b>1'45.972</b>	27.985	25.270	29.488	23.229	192.5
10	<b>1'45.490</b>	27.742	25.224	29.443	23.081	193.1
11	<b>1'45.412</b>	27.711	25.070	29.574	23.057	191.2
12	1'44.926 P	27.632	25.063	29.553	22.678	191.6
13	5'14.117	3'23.152	39.082	35.562	36.321	170.2
14	<b>1'52.037</b>	27.776	24.992	29.469	29.800	194.8
15	<b>1'44.838</b>	27.732	24.859	29.254	22.993	194.3
16	<b>1'46.222</b>	27.688	24.803	29.715	24.016	192.4
17	<b>1'46.654</b>	29.418	24.852	29.356	23.028	195.5
18	<b>1'44.456</b>	27.682	24.770	29.094	22.910	195.6

**28th 9 Scott DEROUÉ** RW Racing GP NED  
Runs=3 Total laps=19 Full laps=13

1	1'59.903	34.758	31.130	30.271	23.744	200.0
2	<b>1'48.726</b>	28.743	25.611	30.194	24.178	203.3
3	<b>1'49.818</b>	30.179	25.530	29.676	24.433	201.7
4	<b>1'46.868</b>	28.355	25.272	29.750	23.491	199.4
5	<b>1'46.240</b>	28.069	25.222	29.445	23.504	199.2
6	<b>1'46.004</b>	27.943	25.087	29.606	23.368	198.2
7	1'46.745 P	29.145	25.910	30.155	21.535	197.0
8	5'00.011	3'39.363	26.087	30.757	23.804	199.4
9	<b>1'46.105</b>	28.113	25.125	29.398	23.469	198.7
10	<b>1'45.589</b>	27.898	24.883	29.538	23.270	199.6
11	<b>2'28.792</b>	30.300	37.605	56.371	24.516	99.8
12	<b>1'45.950</b>	27.905	25.175	29.590	23.280	195.7
13	1'43.256 P	27.796	25.180	29.350	20.930	195.6
14	4'57.294	3'06.729	40.460	35.887	34.218	151.7
15	<b>1'53.920</b>	29.788	25.225	30.230	28.677	199.1
16	<b>1'45.122</b>	27.990	24.807	29.258	23.067	201.6
17	<b>1'45.457</b>	27.700	24.913	29.500	23.344	202.9
18	<b>1'51.442</b>	27.951	27.300	31.987	24.204	178.6
19	1'54.207 P	29.515	28.414	33.021	23.257	169.2

**26th 55 Andrea LOCATELLI** San Carlo Team Italia ITA  
Runs=3 Total laps=18 Full laps=13

1	2'23.566	1'01.139	27.823	30.532	24.072	195.2
2	<b>1'46.740</b>	28.249	25.464	29.431	23.596	199.1
3	<b>1'45.644</b>	27.932	25.186	29.100	23.426	197.3
4	<b>1'45.222</b>	27.675	25.060	29.211	23.276	197.5
5	<b>1'45.505</b>	27.783	24.994	29.166	23.562	197.4
6	1'51.088 P	32.483	26.923	30.259	21.423	188.9
7	7'29.305	5'43.323	30.992	40.548	34.442	130.6
8	<b>1'48.423</b>	29.511	26.411	29.300	23.201	198.0
9	<b>1'45.063</b>	27.539	25.021	29.243	23.260	197.7
10	<b>1'46.379</b>	27.608		24.840	196.3	
11	<b>1'50.109</b>	29.811	27.507	29.271	23.520	197.7
12	<b>1'45.411</b>	27.588	25.059	29.454	23.310	193.3
13	1'44.352 P	28.339	25.690	29.841	20.482	193.2
14	5'03.051	3'38.237	30.342	31.273	23.199	180.7
15	<b>1'44.989</b>	27.556	25.020	29.202	23.211	193.7
16	<b>1'45.551</b>	28.062	25.223	29.142	23.124	197.6
17	<b>1'44.595</b>	27.476	24.863	29.101	23.155	196.1
18	<b>1'44.799</b>	27.574	24.922	29.175	23.128	196.8

**29th 65 Philipp OETTL** Interwetten Paddock GER  
Runs=3 Total laps=17 Full laps=12

1	2'09.179	49.319	25.798	29.782	24.280	199.3
2	<b>1'48.178</b>	28.275	24.933	31.281	23.689	196.7
3	<b>1'45.920</b>	27.979	24.882	29.571	23.488	201.8
4	<b>1'45.670</b>	28.077	24.800	29.516	23.277	198.2
5	<b>1'45.415</b>	27.854	24.645	29.498	23.418	196.9
6	1'47.029 P	29.971	25.358	31.257	20.443	182.4
7	7'20.323	6'01.380	24.962	30.316	23.665	196.1
8	<b>1'49.130</b>	28.054	24.737	29.842	26.497	195.9
9	<b>1'47.744</b>	29.814	24.974	29.683	23.273	196.0
10	<b>1'47.237</b>	29.450	25.101	29.349	23.337	198.7
11	<b>1'45.661</b>	28.029	24.750	29.580	23.302	195.8
12	1'42.009 P	27.984	24.686	29.529	19.810	195.7
13	6'04.895	4'45.646	25.372	29.844	24.033	196.1
14	<b>1'45.927</b>	28.044	24.830	29.679	23.374	195.9
15	<b>1'45.367</b>	27.895	24.638	29.562	23.272	195.0
16	<b>1'50.638</b>	31.657	24.856	29.656	24.469	198.6
17	<b>1'45.280</b>	27.848	24.796	29.391	23.245	198.0

**27th 95 Jules DANILO** Ambrogio Racing FRA  
Runs=3 Total laps=17 Full laps=12

1	2'20.177	59.840	25.766	30.916	23.655	194.8
2	<b>1'46.988</b>	28.187	25.331	29.999	23.471	195.9
3	<b>1'50.091</b>	31.735	25.195	29.668	23.493	196.6
4	<b>1'46.303</b>	28.200	25.035	29.754	23.314	195.7
5	<b>1'45.725</b>	27.958	24.917	29.564	23.286	196.7
6	1'45.755 P	28.415	25.101	29.843	22.396	195.7
7	7'35.588	5'54.963	35.059	41.921	23.645	129.9
8	<b>1'46.956</b>	28.822	25.154	29.774	23.206	195.6
9	<b>1'49.948</b>	30.984	25.737	29.992	23.235	196.2
10	1'43.958 P	28.024	24.936	29.865	21.133	196.6
11	6'25.282	4'55.199	36.739	29.984	23.360	196.0
12	<b>1'46.055</b>	28.085	25.195	29.545	23.230	197.3
13	<b>1'45.364</b>	27.647	24.786	29.681	23.250	194.8
14	<b>1'45.167</b>	27.870	24.680	29.557	23.060	196.9

**30th 51 Bryan SCHOUTEN** CIP NED  
Runs=3 Total laps=17 Full laps=12

1	2'00.629	39.612	27.010	30.107	23.900	196.4
2	<b>1'47.418</b>	28.417	25.350	30.081	23.570	197.0
3	<b>1'45.654</b>	28.346	25.073	29.127	23.108	199.7
4	<b>1'45.590</b>	27.960	24.987	29.476	23.167	198.3
5	1'43.588 P	27.908	24.996	29.809	20.875	191.1
6	5'43.070	4'14.179	26.666	30.006	32.219	196.3
7	<b>1'45.874</b>	27.920	25.243	29.532	23.179	194.5
8	<b>1'45.672</b>	28.246	24.954	29.348	23.124	196.6
9	<b>1'50.920</b>	31.017	25.430	31.119	23.354	170.8
10	<b>1'46.126</b>	27.969	25.247	29.746	23.164	192.5
11	1'44.585 P	28.185	25.858	30.430	20.112	188.0
12	7'38.514	5'58.236	32.520	41.278	26.480	123.3
13	<b>1'54.568</b>	27.887	25.274	35.826	25.581	173.0
14	<b>1'46.964</b>	27.686	25.098	30.986	23.194	173.4
15	<b>1'53.309</b>	29.716	30.394	29.903	23.296	197.1

**Fastest Lap:** Jack MILLER Red Bull KTM Ajo AUS **1'42.974** 27.208 24.175 28.855 22.736

These data/results cannot be reproduced, stored and/or transmitted in whole or in part by any manner of electronic, mechanical, photocopying, recording, broadcasting or otherwise now known or herein after developed without the previous express consent by the copyright owner, except for reproduction in daily press and regular printed publications on sale to the public within 60 days of the event related to those data/results and always provided that copyright symbol appears together as follows below.  
© DORNA, 2014



# Qualifying

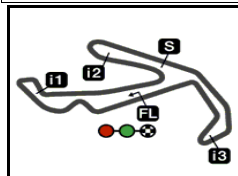
# Moto3

Lap	Lap Time	T1	T2	T3	T4	Speed	Lap	Lap Time	T1	T2	T3	T4	Speed	
16	<b>1'45.842</b>	27.788	25.204	29.297	23.553	197.0								
17	<b>1'45.398</b>	27.797	24.993	29.419	23.189	195.4								
<b>31st</b>	<b>77</b>	<b>Lorenzo PETRARC</b> Team Ciatti ITA					Runs=2	Total laps=19	Full laps=16					
1	2'00.601	36.058	29.204	31.240	24.099	197.5								
2	<b>1'48.451</b>	28.922	25.709	29.674	24.146	<b>199.4</b>								
3	<b>1'47.042</b>	28.621	25.507	29.461	23.453	196.0								
4	<b>1'46.400</b>	28.189	25.326	29.464	23.421	195.5								
5	<b>1'46.289</b>	28.179	25.098	29.541	23.471	195.5								
6	<b>1'46.491</b>	28.203	25.317	<b>29.426</b>	23.545	194.2								
7	<b>1'46.394</b>	28.289	25.198	29.444	23.463	195.4								
8	<b>1'46.361</b>	28.014	25.341	29.663	23.343	192.3								
9	1'53.626 P	29.336	<b>27.577</b>	34.069	22.644	<b>160.7</b>								
10	7'37.360	6'07.240	28.650	36.674	24.796	146.5								
11	<b>1'47.176</b>	28.375	25.540	29.917	23.344	190.8								
12	<b>1'49.168</b>	29.110	26.460	30.005	23.593	188.3								
13	<b>1'46.750</b>	28.421	25.375	29.659	23.295	190.9								
14	<b>1'46.174</b>	27.918	25.172	29.702	23.382	192.5								
15	<b>1'45.719</b>	<b>27.825</b>	25.177	29.503	23.214	193.5								
16	<b>1'45.779</b>	27.949	25.109	29.523	<b>23.198</b>	193.6								
17	<b>1'45.970</b>	28.020	<b>25.084</b>	29.538	23.328	192.8								
18	<b>2'13.651</b>	30.441	32.848	41.751	28.611	97.9								
19	<b>1'46.488</b>	28.346	25.277	29.644	23.221	197.8								
<b>32nd</b>	<b>38</b>	<b>Hafiq AZMI</b> SIC-AJO MAL					Runs=4	Total laps=15	Full laps=9					
1	2'22.951 P	1'02.823	27.917	30.781	21.430	192.6								
2	7'08.417	5'49.375	25.531	29.887	23.624	<b>196.9</b>								
3	<b>1'47.148</b>	28.351	25.254	30.000	23.543	196.5								
4	<b>1'47.046</b>	28.164	25.488	29.837	23.557	194.9								
5	<b>1'47.243</b>	28.247	25.379	29.927	23.690	194.2								
6	1'47.497 P	29.602	25.795	30.362	21.738	194.9								
7	6'39.709	5'16.918	29.206	30.053	23.532	195.3								
8	<b>1'46.627</b>	27.995	25.471	29.761	23.400	194.5								
9	<b>1'46.065</b>	<b>27.831</b>	<b>25.194</b>	29.735	<b>23.305</b>	193.8								
10	1'47.029 P	28.785	26.320	30.799	21.125	190.2								
11	5'54.859	4'35.374	25.868	30.242	23.375	195.0								
12	<b>1'46.646</b>	28.147	25.305	<b>29.709</b>	23.485	194.7								
13	<b>1'46.627</b>	28.109	25.255	29.758	23.505	194.9								
14	<b>1'46.859</b>	27.927	25.436	30.013	23.483	194.6								
15	<b>1'46.571</b>	27.986	25.224	29.923	23.438	193.7								
<b>33rd</b>	<b>2</b>	<b>Remy GARDNER</b> Kiefer Racing AUS					Runs=3	Total laps=18	Full laps=13					
1	1'59.713	38.669	26.934	30.319	23.791	<b>197.2</b>								
2	<b>1'50.101</b>	28.613	25.265	30.234	25.989	196.2								
3	<b>1'47.543</b>	28.791	25.434	29.764	23.554	197.1								
4	<b>1'46.671</b>	28.187	25.211	29.704	23.569	196.6								
5	<b>1'46.897</b>	28.054	25.268	<b>29.558</b>	24.017	196.1								
6	<b>1'54.311</b>	34.187	25.283	30.961	23.880	195.9								
7	1'48.730 P	28.882	26.383	30.766	22.699	194.4								
8	6'50.227	5'25.183	27.856	33.145	24.043	170.2								
9	<b>1'47.926</b>	28.838	25.595	29.897	23.596	194.2								
10	<b>1'46.855</b>	28.077	25.447	29.850	23.481	194.5								
11	<b>1'46.886</b>	28.019	25.340	29.919	23.608	193.4								
12	1'48.750 P	28.246	26.701	30.590	23.213	192.6								
13	5'30.900	4'03.374	33.217	30.256	24.053	195.6								
14	<b>1'46.870</b>	<b>27.879</b>	25.035	30.313	23.643	195.4								
15	<b>1'47.499</b>	28.371	25.474	30.091	23.563	193.9								
16	<b>1'47.339</b>	28.714	25.236	29.893	23.496	194.9								
17	<b>1'46.489</b>	28.236	25.144	29.600	23.509	195.5								
18	<b>1'46.264</b>	28.022	<b>25.031</b>	29.893	<b>23.318</b>	195.2								
<b>34th</b>	<b>22</b>	<b>Ana CARRASCO</b> RW Racing GP SPA					Runs=3	Total laps=18	Full laps=13					
1	2'15.730	54.384	26.689	30.489	24.168	197.1								
2	<b>1'48.292</b>	28.597	25.727	30.349	23.619	196.5								
3	<b>1'46.774</b>	28.178	25.265	29.693	23.638	198.4								
4	<b>1'47.483</b>	28.290	25.238	30.141	23.814	197.0								
5	<b>1'48.780</b>	28.276	26.101	30.067	24.336	194.0								
6	1'46.708 P	28.446	25.327	29.953	22.982	196.3								
7	5'30.111	4'07.944	27.090	30.534	24.543	195.6								
8	<b>2'01.057</b>	28.317	25.425	30.611	36.704	195.0								
9	<b>1'47.660</b>	28.272	25.376	30.216	23.796	193.7								
10	1'52.351 P	28.587	25.934	32.488	25.342	198.4								
11	5'10.185	3'46.996	25.950	30.606	26.633	191.8								
12	<b>1'48.805</b>	29.502	25.525	30.264	23.514	193.6								
13	<b>2'02.317</b>	30.310	34.427	31.422	26.158	191.8								
14	<b>1'52.060</b>	28.579	25.288	29.872	28.321	196.6								
15	<b>1'46.477</b>	28.421	25.133	29.581	23.342	197.3								
16	<b>1'46.921</b>	<b>27.945</b>	25.307	30.396	23.273	189.8								
17	<b>1'46.526</b>	28.118	<b>24.922</b>	<b>29.483</b>	24.003	198.2								
18	<b>1'46.765</b>	28.809	25.102	29.619	<b>23.235</b>	<b>198.7</b>								
<b>35th</b>	<b>4</b>	<b>Gabriel RAMOS</b> Kiefer Racing VEN					Runs=3	Total laps=18	Full laps=13					
1	2'02.361	39.718	26.874	30.687	25.082	<b>197.0</b>								
2	<b>1'49.114</b>	28.651	25.494	30.483	24.486	193.4								
3	<b>1'48.753</b>	28.754	25.828	30.222	23.949	193.2								
4	<b>1'48.658</b>	28.580	25.525	30.501	24.052	192.4								
5	<b>1'48.211</b>	28.726			23.863	195.3								
6	1'47.654 P	28.819	25.581	31.199	22.055	189.9								
7	5'37.820	4'13.533	27.872	32.305	24.110	178.5								
8	<b>2'07.897</b>	28.712	33.769	41.239	24.177	100.5								
9	<b>1'48.415</b>	28.727	25.788	29.959	<b>23.941</b>	194.3								
10	<b>1'47.818</b>	28.538	25.588	30.058	<b>23.634</b>	192.0								
11	<b>1'47.732</b>	28.307	25.401	30.149	23.875	191.4								
12	1'48.875 P	30.449	25.803	30.214	22.409	190.9								
13	6'42.404	5'21.264	26.770	30.498	23.872	190.7								
14	<b>1'47.183</b>	<b>28.099</b>	<b>25.292</b>	30.102	23.690	190.6								
15	<b>1'49.118</b>	28.306	27.034	30.082	23.696	193.6								
16	<b>1'47.385</b>	28.311	25.317	<b>29.954</b>	23.803	193.3								
17	<b>1'47.602</b>	28.362	25.294	30.081	23.865	193.6								
18	<b>2'05.431</b>	33.970	36.444	31.053	23.964	185.3								

**Fastest Lap:** Jack MILLER Red Bull KTM Ajo AUS **1'42.974** 27.208 24.175 28.855 22.736

These data/results cannot be reproduced, stored and/or transmitted in whole or in part by any manner of electronic, mechanical, photocopying, recording, broadcasting or otherwise now known or herein after developed without the previous express consent by the copyright owner, except for reproduction





4226 m.

## GP TIM DI SAN MARINO E DELLA RIVIERA DI RIMINI

## Provisional Starting Grid

23

Race : 23 laps = 97.198 km



1	<b>1</b> 1'42.974 <b>8 Jack MILLER</b> KTM	<b>2</b> 1'42.978 <b>31 Niklas AJO</b> Husqvarna	<b>3</b> 1'43.012 <b>42 Alex RINS</b> Honda
2	<b>4</b> 1'43.163 <b>12 Alex MARQUEZ</b> Honda	<b>5</b> 1'43.298 <b>44 Miguel OLIVEIRA</b> Mahindra	<b>6</b> 1'43.491 <b>52 Danny KENT</b> Husqvarna
3	<b>7</b> 1'43.546 <b>23 Niccolò ANTONELLI</b> KTM	<b>8</b> 1'43.547 <b>32 Isaac VIÑALES</b> KTM	<b>9</b> 1'43.553 <b>7 Efen VAZQUEZ</b> Honda
4	<b>10</b> 1'43.676 <b>41 Brad BINDER</b> Mahindra	<b>11</b> 1'43.698 <b>5 Romano FENATI</b> KTM	<b>12</b> 1'43.956 <b>58 Juanfran GUEVARA</b> Kalex KTM
5	<b>13</b> 1'43.978 <b>99 Jorge NAVARRO</b> Kalex KTM	<b>14</b> 1'43.986 <b>21 Francesco BAGNAIA</b> KTM	<b>15</b> 1'44.039 <b>17 John MCPHEE</b> Honda
6	<b>16</b> 1'44.154 <b>84 Jakub KORNFEIL</b> KTM	<b>17</b> 1'44.201 <b>33 Enea BASTIANINI</b> KTM	<b>18</b> 1'44.281 <b>63 Zulfahmi KHAIRUDDIN</b> Honda
7	<b>19</b> 1'44.286 <b>98 Karel HANIKA</b> KTM	<b>20</b> 1'44.302 <b>91 Gabriel RODRIGO</b> KTM	<b>21</b> 1'44.367 <b>19 Alessandro TONUCCI</b> Mahindra
8	<b>22</b> 1'44.370 <b>16 Andrea MIGNO</b> Mahindra	<b>23</b> 1'44.381 <b>57 Eric GRANADO</b> KTM	<b>24</b> 1'44.435 <b>10 Alexis MASBOU</b> Honda

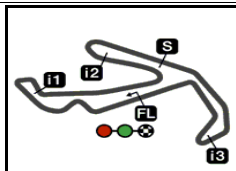
The results are provisional until the end of the limit for protest and appeals and until the ratification of the Event Management Committee.

Time limit for protest expires 60' at the latest after publication of the results - Mr. .... Time: .....

These data/results cannot be reproduced, stored and/or transmitted in whole or in part by any manner of electronic, mechanical, photocopying, recording, broadcasting or otherwise now known or herein after developed without the previous express consent by the copyright owner, except for reproduction in daily press and regular printed publications on sale to the public within 60 days of the event related to those data/results and always provided that copyright symbol appears together as follows below.

© DORNA, 2014





4226 m.

## GP TIM DI SAN MARINO E DELLA RIVIERA DI RIMINI

## Provisional Starting Grid

Race : 23 laps = 97.198 km

9	<b>25</b> 1'44.456 <b>3 Matteo FERRARI</b> Mahindra	<b>26</b> 1'44.595 <b>55 Andrea LOCATELLI</b> Mahindra	<b>27</b> 1'44.908 <b>95 Jules DANILO</b> Mahindra
10	<b>28</b> 1'45.122 <b>9 Scott DEROUE</b> Kalex KTM	<b>29</b> 1'45.280 <b>65 Philipp OETTL</b> Kalex KTM	<b>30</b> 1'45.398 <b>51 Bryan SCHOUTEN</b> Mahindra
11	<b>31</b> 1'45.719 <b>77 Lorenzo PETRARCA</b> KTM	<b>32</b> 1'46.065 <b>38 Hafiq AZMI</b> KTM	<b>33</b> 1'46.264 <b>2 Remy GARDNER</b> Kalex KTM
12	<b>34</b> 1'46.477 <b>22 Ana CARRASCO</b> Kalex KTM	<b>35</b> 1'47.183 <b>4 Gabriel RAMOS</b> Kalex KTM	

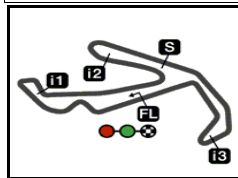
The results are provisional until the end of the limit for protest and appeals and until the ratification of the Event Management Committee.

Time limit for protest expires 60' at the latest after publication of the results - Mr. .... Time: .....

These data/results cannot be reproduced, stored and/or transmitted in whole or in part by any manner of electronic, mechanical, photocopying, recording, broadcasting or otherwise now known or herein after developed without the previous express consent by the copyright owner, except for reproduction in daily press and regular printed publications on sale to the public within 60 days of the event related to those data/results and always provided that copyright symbol appears together as follows below.

© DORNA, 2014





4226 m.

## GP TIM DI SAN MARINO E DELLA RIVIERA DI RIMINI

After the Qualifying

## Event Best Maximum Speed



Rider	Nation Team	Motorcycle	Km/h	
7 Efren VAZQUEZ	SPA SaxoPrint-RTG	HONDA	206.2	Qualifying
63 Zulfahmi KHAIRUDDIN	MAL Ongetta-AirAsia	HONDA	205.9	Free Practice Nr. 3
10 Alexis MASBOU	FRA Ongetta-Rivacold	HONDA	205.2	Free Practice Nr. 3
23 Niccolò ANTONELLI	ITA Junior Team GO&FUN Moto3	KTM	204.9	Qualifying
58 Juanfran GUEVARA	SPA Mapfre Aspar Team Moto3	KALEX KTM	204.8	Free Practice Nr. 3
52 Danny KENT	GBR Red Bull Husqvarna Ajo	HUSQVARNA	204.7	Free Practice Nr. 3
17 John MCPHEE	GBR SaxoPrint-RTG	HONDA	204.7	Free Practice Nr. 3
98 Karel HANIKA	CZE Red Bull KTM Ajo	KTM	204.6	Free Practice Nr. 3
41 Brad BINDER	RSA Ambrogio Racing	MAHINDRA	204.3	Free Practice Nr. 3
99 Jorge NAVARRO	SPA Marc VDS Racing Team	KALEX KTM	204.2	Free Practice Nr. 3
44 Miguel OLIVEIRA	POR Mahindra Racing	MAHINDRA	203.7	Free Practice Nr. 3
38 Hafiq AZMI	MAL SIC-AJO	KTM	203.7	Free Practice Nr. 3
9 Scott DEROUÉ	NED RW Racing GP	KALEX KTM	203.3	Qualifying
32 Isaac VIÑALES	SPA Calvo Team	KTM	203.2	Qualifying
16 Andrea MIGNO	ITA Mahindra Racing	MAHINDRA	203.1	Qualifying
12 Alex MARQUEZ	SPA Estrella Galicia 0,0	HONDA	203.0	Qualifying
33 Enea BASTIANINI	ITA Junior Team GO&FUN Moto3	KTM	202.8	Free Practice Nr. 3
5 Romano FENATI	ITA SKY Racing Team VR46	KTM	202.5	Free Practice Nr. 3
21 Francesco BAGNAIA	ITA SKY Racing Team VR46	KTM	202.4	Free Practice Nr. 3
65 Philipp OETTL	GER Interwetten Paddock Moto3	KALEX KTM	202.4	Free Practice Nr. 3
22 Ana CARRASCO	SPA RW Racing GP	KALEX KTM	202.0	Free Practice Nr. 3
84 Jakub KORNFEIL	CZE Calvo Team	KTM	201.9	Qualifying
8 Jack MILLER	AUS Red Bull KTM Ajo	KTM	201.8	Free Practice Nr. 3
42 Alex RINS	SPA Estrella Galicia 0,0	HONDA	201.6	Free Practice Nr. 3
19 Alessandro TONUCCI	ITA CIP	MAHINDRA	201.5	Qualifying
51 Bryan SCHOUTEN	NED CIP	MAHINDRA	201.5	Free Practice Nr. 3
91 Gabriel RODRIGO	ARG RBA Racing Team	KTM	201.1	Free Practice Nr. 3
31 Niklas AJO	FIN Avant Tecno Husqvarna Ajo	HUSQVARNA	200.9	Free Practice Nr. 3
55 Andrea LOCATELLI	ITA San Carlo Team Italia	MAHINDRA	200.6	Free Practice Nr. 3
3 Matteo FERRARI	ITA San Carlo Team Italia	MAHINDRA	200.1	Free Practice Nr. 3
2 Remy GARDNER	AUS Kiefer Racing	KALEX KTM	199.9	Free Practice Nr. 3
95 Jules DANILO	FRA Ambrogio Racing	MAHINDRA	199.8	Qualifying
77 Lorenzo PETRARCA	ITA Team Ciatti	KTM	199.4	Qualifying
57 Eric GRANADO	BRA Calvo Team	KTM	197.4	Free Practice Nr. 3
4 Gabriel RAMOS	VEN Kiefer Racing	KALEX KTM	197.0	Qualifying

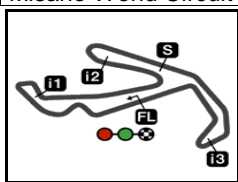
These data/results cannot be reproduced, stored and/or transmitted in whole or in part by any manner of electronic, mechanical, photocopying, recording, broadcasting or otherwise now known or herein after developed without the previous express consent by the copyright owner, except for reproduction in daily press and regular printed publications on sale to the public within 60 days of the event related to those data/results and always provided that copyright symbol appears together as follows below.

© DORNA, 2014

Official MotoGP Timing by TISSOT  
www.motogp.com



Misano Adriatico, Saturday, September 13, 2014



4226 m.

## GP TIM DI SAN MARINO E DELLA RIVIERA DI RIMINI

## Qualifying

## Best Partial Times

Moto3

IT Ideal Lap Time, sum of the best partial times


BT Best Lap Time

T1		T2		T3		T4				IT	BT	
Pos	Rider	Time	Rider	Time	Rider	Time	Rider	Time	Pos	Rider	IT	BT
1	A.RINS	27.064	J.MILLER	24.175	A.MARQUEZ	28.678	A.RINS	22.533	1	A.MARQUEZ	1'42.723	1'43.163 (4)
2	A.MARQUEZ	27.067	M.OLIVEIRA	24.296	E.VAZQUEZ	28.683	N.AJO	22.568	2	A.RINS	1'42.742	1'43.012 (3)
3	N.AJO	27.131	A.MARQUEZ	24.341	M.OLIVEIRA	28.694	A.MARQUEZ	22.637	3	M.OLIVEIRA	1'42.869	1'43.298 (5)
4	I.VIÑALES	27.180	A.RINS	24.356	I.VIÑALES	28.770	M.OLIVEIRA	22.660	4	J.MILLER	1'42.924	1'42.974 (1)
5	J.MILLER	27.208	N.AJO	24.361	N.ANTONELLI	28.784	J.MILLER	22.686	5	N.AJO	1'42.946	1'42.978 (2)
6	M.OLIVEIRA	27.219	D.KENT	24.423	A.RINS	28.789	R.FENATI	22.717	6	E.VAZQUEZ	1'43.259	1'43.553 (9)
7	D.KENT	27.280	N.ANTONELLI	24.425	J.NAVARRO	28.812	D.KENT	22.759	7	I.VIÑALES	1'43.294	1'43.547 (8)
8	B.BINDER	27.296	J.GUEVARA	24.435	J.MCPHEE	28.816	E.VAZQUEZ	22.760	8	D.KENT	1'43.369	1'43.491 (6)
9	J.KORNFEIL	27.322	E.VAZQUEZ	24.448	J.MILLER	28.855	F.BAGNAIA	22.788	9	N.ANTONELLI	1'43.372	1'43.546 (7)
10	R.FENATI	27.348	E.BASTIANINI	24.510	N.AJO	28.886	N.ANTONELLI	22.798	10	J.GUEVARA	1'43.588	1'43.956 (12)
11	N.ANTONELLI	27.365	J.NAVARRO	24.516	J.GUEVARA	28.893	I.VIÑALES	22.815	11	R.FENATI	1'43.636	1'43.698 (11)
12	E.VAZQUEZ	27.368	I.VIÑALES	24.529	J.KORNFEIL	28.900	Z.KHAIRUDDIN	22.816	12	B.BINDER	1'43.676	1'43.676 (10)
13	G.RODRIGO	27.398	K.HANIKA	24.536	D.KENT	28.907	J.GUEVARA	22.843	13	J.KORNFEIL	1'43.743	1'44.154 (16)
14	J.GUEVARA	27.417	B.BINDER	24.546	B.BINDER	28.922	A.TONUCCI	22.857	14	J.NAVARRO	1'43.756	1'43.978 (13)
15	F.BAGNAIA	27.431	A.MIGNO	24.582	K.HANIKA	28.925	E.GRANADO	22.876	15	F.BAGNAIA	1'43.777	1'43.986 (14)
16	K.HANIKA	27.432	J.DANILO	24.584	F.BAGNAIA	28.937	J.KORNFEIL	22.892	16	K.HANIKA	1'43.797	1'44.286 (19)
17	A.MASBOU	27.465	J.MCPHEE	24.596	R.FENATI	28.939	E.BASTIANINI	22.893	17	J.MCPHEE	1'43.966	1'44.039 (15)
18	A.LOCATELLI	27.476	A.MASBOU	24.613	G.RODRIGO	28.958	K.HANIKA	22.904	18	E.BASTIANINI	1'43.967	1'44.201 (17)
19	Z.KHAIRUDDIN	27.489	F.BAGNAIA	24.621	A.MASBOU	28.965	M.FERRARI	22.910	19	Z.KHAIRUDDIN	1'44.027	1'44.281 (18)
20	J.NAVARRO	27.493	J.KORNFEIL	24.629	E.BASTIANINI	29.031	B.BINDER	22.912	20	A.MASBOU	1'44.056	1'44.435 (24)
21	A.TONUCCI	27.517	Z.KHAIRUDDIN	24.631	M.FERRARI	29.074	J.MCPHEE	22.932	21	G.RODRIGO	1'44.117	1'44.302 (20)
22	E.BASTIANINI	27.533	R.FENATI	24.632	Z.KHAIRUDDIN	29.091	J.NAVARRO	22.935	22	A.TONUCCI	1'44.196	1'44.367 (21)
23	E.GRANADO	27.589	P.OETTL	24.638	A.LOCATELLI	29.100	G.RODRIGO	22.984	23	A.MIGNO	1'44.307	1'44.370 (22)
24	M.FERRARI	27.620	A.TONUCCI	24.697	A.MIGNO	29.102	A.MIGNO	22.993	24	M.FERRARI	1'44.374	1'44.456 (25)

These data/results cannot be reproduced, stored and/or transmitted in whole or in part by any manner of electronic, mechanical, photocopying, recording, broadcasting or otherwise now known or herein after developed without the previous express consent by the copyright owner, except for reproduction in daily press and regular printed publications on sale to the public within 60 days of the event related to those data/results and always provided that copyright symbol appears together as follows below.  
© DORNA, 2014



Misano World Circuit

Results and timing service provided by  TISSOT

4226 m.

## GP TIM DI SAN MARINO E DELLA RIVIERA DI RIMINI

## Qualifying

## Best Partial Times

Moto3

IT Ideal Lap Time, sum of the best partial times

BT Best Lap Time

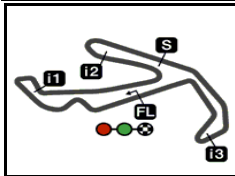
T1		T2		T3		T4				IT		BT	
Pos	Rider	Time	Rider	Time	Rider	Time	Rider	Time	Pos	Rider	IT	BT	
25	J.MCPHEE	27.622	E.GRANADO	24.769	A.TONUCCI	29.125	A.MASBOU	23.013	25	<b>E.GRANADO</b>	1'44.381	1'44.381	(23)
26	<b>A.MIGNO</b>	<b>27.630</b>	<b>M.FERRARI</b>	<b>24.770</b>	<b>B.SCHOUTEN</b>	<b>29.127</b>	<b>J.DANILO</b>	<b>23.060</b>	26	<b>J.DANILO</b>	1'44.554	1'44.908	(27)
27	J.DANILO	27.647	G.RODRIGO	24.777	E.GRANADO	29.147	S.DEROUE	23.067	27	<b>A.LOCATELLI</b>	1'44.563	1'44.595	(26)
28	<b>B.SCHOUTEN</b>	<b>27.686</b>	<b>S.DEROUE</b>	<b>24.807</b>	<b>S.DEROUE</b>	<b>29.258</b>	<b>B.SCHOUTEN</b>	<b>23.108</b>	28	<b>S.DEROUE</b>	1'44.832	1'45.122	(28)
29	S.DEROUE	27.700	A.LOCATELLI	24.863	J.DANILO	29.263	A.LOCATELLI	23.124	29	<b>B.SCHOUTEN</b>	1'44.875	1'45.398	(30)
30	<b>L.PETRARCA</b>	<b>27.825</b>	<b>A.CARRASCO</b>	<b>24.922</b>	<b>P.OETTL</b>	<b>29.349</b>	<b>L.PETRARCA</b>	<b>23.198</b>	30	<b>P.OETTL</b>	1'45.080	1'45.280	(29)
31	H.AZMI	27.831	B.SCHOUTEN	24.954	L.PETRARCA	29.426	A.CARRASCO	23.235	31	<b>L.PETRARCA</b>	1'45.533	1'45.719	(31)
32	<b>P.OETTL</b>	<b>27.848</b>	<b>R.GARDNER</b>	<b>25.031</b>	<b>A.CARRASCO</b>	<b>29.483</b>	<b>P.OETTL</b>	<b>23.245</b>	32	<b>A.CARRASCO</b>	1'45.585	1'46.477	(34)
33	R.GARDNER	27.879	L.PETRARCA	25.084	R.GARDNER	29.558	H.AZMI	23.305	33	<b>R.GARDNER</b>	1'45.786	1'46.264	(33)
34	<b>A.CARRASCO</b>	<b>27.945</b>	<b>H.AZMI</b>	<b>25.194</b>	<b>H.AZMI</b>	<b>29.709</b>	<b>R.GARDNER</b>	<b>23.318</b>	34	<b>H.AZMI</b>	1'46.039	1'46.065	(32)
35	G.RAMOS	28.099	G.RAMOS	25.292	G.RAMOS	29.954	G.RAMOS	23.634	35	<b>G.RAMOS</b>	1'46.979	1'47.183	(35)

These data/results cannot be reproduced, stored and/or transmitted in whole or in part by any manner of electronic, mechanical, photocopying, recording, broadcasting or otherwise now known or herein after developed without the previous express consent by the copyright owner, except for reproduction in daily press and regular printed publications on sale to the public within 60 days of the event related to those data/results and always provided that copyright symbol appears together as follows below.

© DORNA, 2014

Official MotoGP Timing by TISSOT  
www.motogp.com






4226 m.

## GP TIM DI SAN MARINO E DELLA RIVIERA DI RIMINI

## Qualifying

## Fastest Laps Sequence

<i>Practice Time</i>	 <i>Rider</i>	<i>Nation</i>	<i>Motorcycle</i>	<i>Time</i>	<i>Km/h</i>	<i>Rider's Lap</i>
3'45.189	99 Jorge NAVARRO	SPA	KALEX KTM	1'46.217	143.2	2
3'45.254	91 Gabriel RODRIGO	ARG	KTM	1'46.106	143.3	2
3'49.033	33 Enea BASTIANINI	ITA	KTM	1'45.934	143.6	2
3'58.196	44 Miguel OLIVEIRA	POR	MAHINDRA	1'44.292	145.8	2
5'47.298	12 Alex MARQUEZ	SPA	HONDA	1'43.960	146.3	3
6'19.313	23 Niccolò ANTONELLI	ITA	KTM	1'43.782	146.5	3
7'26.274	44 Miguel OLIVEIRA	POR	MAHINDRA	1'43.551	146.9	4
7'30.731	12 Alex MARQUEZ	SPA	HONDA	1'43.433	147.0	4
18'15.810	12 Alex MARQUEZ	SPA	HONDA	1'43.165	147.4	8
33'56.117	12 Alex MARQUEZ	SPA	HONDA	1'43.163	147.4	14
34'28.355	42 Alex RINS	SPA	HONDA	1'43.082	147.5	15
35'50.208	8 Jack MILLER	AUS	KTM	1'42.974	147.7	15

These data/results cannot be reproduced, stored and/or transmitted in whole or in part by any manner of electronic, mechanical, photocopying, recording, broadcasting or otherwise now known or herein after developed without the previous express consent by the copyright owner, except for reproduction in daily press and regular printed publications on sale to the public within 60 days of the event related to those data/results and always provided that copyright symbol appears together as follows below.

© DORNA, 2014

