


5513 m.

RED BULL GRAND PRIX OF THE AMERICAS

Qualifying
Classification

		Rider	Nation	Team	Motorcycle	Time	Lap Total	Gap	Top Speed
1	19	Xavier SIMEON	BEL	Federal Oil Gresini Moto2	KALEX	2'09.888	16 17		273.9
2	22	Sam LOWES	GBR	Speed Up Racing	SPEED UP	2'09.942	5 16	0.054 0.054	271.9
3	1	Tito RABAT	SPA	EG 0,0 Marc VDS	KALEX	2'10.077	14 20	0.189 0.135	276.3
4	5	Johann ZARCO	FRA	Ajo Motorsport	KALEX	2'10.102	17 17	0.214 0.025	273.4
5	21	Franco MORBIDELLI	ITA	Italtrans Racing Team	KALEX	2'10.135	10 16	0.247 0.033	271.0
6	30	Takaaki NAKAGAMI	JPN	IDEMITSU Honda Team Asia	KALEX	2'10.190	17 19	0.302 0.055	273.2
7	60	Julian SIMON	SPA	QMMF Racing Team	SPEED UP	2'10.261	17 17	0.373 0.071	274.8
8	40	Alex RINS	SPA	Paginas Amarillas HP 40	KALEX	2'10.488	11 17	0.600 0.227	273.9
9	77	Dominique AEGERTER	SWI	Technomag Racing Interwetten	KALEX	2'10.513	15 16	0.625 0.025	276.4
10	23	Marcel SCHROTTER	GER	Tech 3	TECH 3	2'10.548	11 15	0.660 0.035	274.6
11	36	Mika KALLIO	FIN	Italtrans Racing Team	KALEX	2'10.576	15 17	0.688 0.028	276.4
12	3	Simone CORSI	ITA	Athinà Forward Racing	KALEX	2'10.590	4 17	0.702 0.014	274.7
13	95	Anthony WEST	AUS	QMMF Racing Team	SPEED UP	2'10.594	16 17	0.706 0.004	274.3
14	39	Luis SALOM	SPA	Paginas Amarillas HP 40	KALEX	2'10.854	11 17	0.966 0.260	280.8
15	55	Hafizh SYAHRIN	MAL	Petronas Raceline Malaysia	KALEX	2'10.894	13 15	1.006 0.040	274.1
16	11	Sandro CORTESE	GER	Dynavolt Intact GP	KALEX	2'10.930	6 16	1.042 0.036	279.4
17	12	Thomas LUTHI	SWI	Derendinger Racing Interwetten	KALEX	2'10.985	6 6	1.097 0.055	281.1
18	4	Randy KRUMMENACHER	SWI	JIR Racing Team	KALEX	2'11.031	13 18	1.143 0.046	273.4
19	94	Jonas FOLGER	GER	AGR Team	KALEX	2'11.092	3 17	1.204 0.061	273.0
20	88	Ricard CARDUS	SPA	Tech 3	TECH 3	2'11.104	11 16	1.216 0.012	273.4
21	7	Lorenzo BALDASSARRI	ITA	Athinà Forward Racing	KALEX	2'11.286	14 15	1.398 0.182	269.2
22	96	Louis ROSSI	FRA	Tasca Racing Scuderia Moto2	TECH 3	2'11.486	16 16	1.598 0.200	271.0
23	73	Alex MARQUEZ	SPA	EG 0,0 Marc VDS	KALEX	2'11.661	10 17	1.773 0.175	274.3
24	25	Azlan SHAH	MAL	IDEMITSU Honda Team Asia	KALEX	2'11.954	12 12	2.066 0.293	272.1
25	70	Robin MULHAUSER	SWI	Technomag Racing Interwetten	KALEX	2'12.509	16 16	2.621 0.555	273.9
26	10	Thitipong WAROKORN	THA	APH PTT The Pizza SAG	KALEX	2'12.735	4 8	2.847 0.226	273.1
27	66	Florian ALT	GER	Octo Iodaracing Team	SUTER	2'13.392	4 17	3.504 0.657	272.3
28	51	Zaqhwan ZAIDI	MAL	JPMoto Malaysia	SUTER	2'13.545	13 17	3.657 0.153	274.2
29	2	Jesko RAFFIN	SWI	sports-millions-EMWE-SAG	KALEX	2'14.118	18 18	4.230 0.573	275.0
Not classified									
	*	49 Axel PONS	SPA	AGR Team	KALEX				

Practice condition: Dry

Air: 22°

Humidity: 78%

Ground: 27°

Fastest Lap:	Lap: 16	Xavier SIMEON	2'09.888	152.7 Km/h
Circuit Record Lap:	2014	Maverick VIÑALES	2'10.103	152.5 Km/h
Circuit Best Lap:	2015	Xavier SIMEON	2'09.888	152.7 Km/h

* Have qualified for the race having achieved a time within 107 % of the fastest rider in a free practice session.

The results are provisional until the end of the limit for protest and appeals.

Time limit for protest expires 30' after publication of the results - Mr. Time:

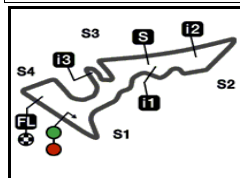
These data/results cannot be reproduced, stored and/or transmitted in whole or in part by any manner of electronic, mechanical, photocopying, recording, broadcasting or otherwise now known or herein after developed without the previous express consent by the copyright owner, except for reproduction in daily press and regular printed publications on sale to the public within 60 days of the event related to those data/results and always provided that copyright symbol appears together as follows below.

© DORNA, 2015

Official MotoGP Timing by TISSOT
www.motogp.com

Austin, Saturday, April 11, 2015





5513 m.

RED BULL GRAND PRIX OF THE AMERICAS

Qualifying

Top Speed & Average

21A



Rider	Nation	Motorcycle	Top 5 speeds					Average	Top
12 Thomas LUTHI	SWI	KALEX	281.1	275.1	275.0	274.1	272.5	275.6	281.1
39 Luis SALOM	SPA	KALEX	280.8	280.6	278.8	277.5	276.9	278.3	280.8
11 Sandro CORTESE	GER	KALEX	279.4	279.2	276.8	276.6	276.4	277.7	279.4
36 Mika KALLIO	FIN	KALEX	276.4	275.4	275.1	274.5	274.0	275.1	276.4
77 Dominique AEGERTER	SWI	KALEX	276.4	276.2	276.0	275.5	275.1	275.8	276.4
1 Tito RABAT	SPA	KALEX	276.3	275.0	274.8	274.7	274.6	275.1	276.3
2 Jesko RAFFIN	SWI	KALEX	275.0	271.9	271.0	270.8	269.9	271.7	275.0
60 Julian SIMON	SPA	SPEED UP	274.8	274.4	273.9	273.2	272.6	273.8	274.8
3 Simone CORSI	ITA	KALEX	274.7	272.0	271.2	270.5	270.4	271.8	274.7
23 Marcel SCHROTTER	GER	TECH 3	274.6	273.0	272.5	272.5	272.1	272.9	274.6
73 Alex MARQUEZ	SPA	KALEX	274.3	274.1	273.1	272.7	272.0	273.2	274.3
95 Anthony WEST	AUS	SPEED UP	274.3	271.5	271.4	271.4	271.3	272.0	274.3
51 Zaqhwani ZAIDI	MAL	SUTER	274.2	273.7	273.1	271.6	271.3	272.8	274.2
55 Hafizh SYAHRIN	MAL	KALEX	274.1	272.2	272.1	272.0	272.0	272.5	274.1
70 Robin MULHAUSER	SWI	KALEX	273.9	272.5	272.4	271.0	271.0	272.0	273.9
19 Xavier SIMEON	BEL	KALEX	273.9	272.5	272.2	270.4	270.2	271.8	273.9
40 Alex RINS	SPA	KALEX	273.9	273.5	272.3	272.3	272.1	272.8	273.9
88 Ricard CARDUS	SPA	TECH 3	273.4	272.4	272.3	272.1	272.1	272.5	273.4
4 Randy KRUMMENACHER	SWI	KALEX	273.4	272.8	272.3	271.7	269.5	271.9	273.4
5 Johann ZARCO	FRA	KALEX	273.4	272.8	271.8	271.6	271.4	272.1	273.4
30 Takaaki NAKAGAMI	JPN	KALEX	273.2	272.5	272.3	272.1	272.1	272.4	273.2
10 Thitipong WAROKORN	THA	KALEX	273.1	270.3	269.5	269.2	267.8	270.0	273.1
94 Jonas FOLGER	GER	KALEX	273.0	272.3	272.0	271.3	271.2	271.8	273.0
66 Florian ALT	GER	SUTER	272.3	268.8	267.8	267.7	267.7	268.9	272.3
25 Azlan SHAH	MAL	KALEX	272.1	270.1	269.8	269.4	269.0	270.1	272.1
22 Sam LOWES	GBR	SPEED UP	271.9	271.8	270.6	270.4	270.4	271.0	271.9
96 Louis ROSSI	FRA	TECH 3	271.0	270.1	269.7	269.1	268.3	269.6	271.0
21 Franco MORBIDELLI	ITA	KALEX	271.0	270.9	270.5	269.8	269.7	270.4	271.0
7 Lorenzo BALDASSARRI	ITA	KALEX	269.2	268.9	268.4	267.9	267.7	268.4	269.2

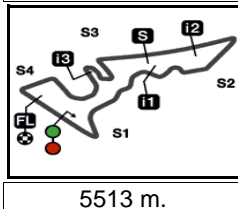
These data/results cannot be reproduced, stored and/or transmitted in whole or in part by any manner of electronic, mechanical, photocopying, recording, broadcasting or otherwise now known or herein after developed without the previous express consent by the copyright owner, except for reproduction in daily press and regular printed publications on sale to the public within 60 days of the event related to those data/results and always provided that copyright symbol appears together as follows below.

© DORNA, 2015

Official MotoGP Timing by TISSOT
www.motogp.com



Austin, Saturday, April 11, 2015



RED BULL GRAND PRIX OF THE AMERICAS

Qualifying

Chronological Analysis of Performances



P Crossing the finish line in pit lane		T1 Time from finish line to 1st intermediate		T2 Time from 1st intermed. to 2nd intermed.		T3 Time from 2nd intermed. to 3rd intermed.		T4 Time from 3rd intermediate to finish line					
Lap	Lap Time	T1	T2	T3	T4	Speed	Lap	Lap Time	T1	T2	T3	T4	Speed
1st	19	Xavier SIMEON		Federal Oil Gresini Mo		BEL		Runs=3		Total laps=17		Full laps=12	
1	2'26.924	49.538	33.512	33.996	29.878	269.0	12	2'10.275	36.673	31.673	32.591	29.338	273.6
2	2'11.632	37.064	32.046	32.973	29.549	272.5	13	2'10.381	36.648	31.680	32.572	29.481	274.5
3	2'24.224	37.659	32.710	35.623	38.232	270.0	14	2'10.077	36.521	31.640	32.622	29.294	274.4
4	2'11.952	36.964	32.116	33.113	29.759	272.2	15	2'10.300	36.737	31.816	32.516	29.231	273.5
5	2'16.096	36.834	32.020	37.226	30.016	273.9	16	2'17.635 P	36.610	32.630	37.449	30.946	266.9
6	2'11.393	36.941	32.007	33.002	29.443	270.0	17	3'24.440	1'49.432	32.667	32.815	29.526	270.6
7	2'20.576 P	39.692	33.054	34.803	33.027	262.5	18	2'11.999	36.670	33.162	32.896	29.271	276.3
8	7'41.110	6'06.221	32.343	33.037	29.509	268.2	19	2'10.311	36.470	31.782	32.458	29.601	265.6
9	2'11.539	37.157	32.024	32.979	29.379	269.2	20	2'10.077	36.508	31.833	32.370	29.366	273.3
10	2'10.334	36.743	31.692	32.703	29.196	270.4	4th 5 Johann ZARCO						
11	2'17.529	36.838	32.330	35.756	32.605	265.9	Ajo Motorsport FRA						
12	2'10.757	36.781	31.904	32.750	29.322	269.9	Runs=2 Total laps=17 Full laps=14						
13	2'17.921 P	38.827	33.345	34.212	31.537	260.4	1	3'29.809	1'51.026	34.490	34.295	29.998	268.7
14	4'46.743	3'12.108	32.349	33.057	29.229	268.2	2	2'11.817	37.282	31.970	33.162	29.403	270.9
15	2'09.964	36.457	31.737	32.589	29.181	269.5	3	2'10.939	36.870	31.938	32.757	29.374	270.2
16	2'09.888	36.450	31.692	32.526	29.220	270.2	4	2'10.650	36.760	31.731	32.630	29.529	271.6
17	2'15.185	37.230	33.865	33.775	30.315	269.4	5	2'14.767 P	36.643	32.629	33.094	32.401	271.4
2nd 22 Sam LOWES						Speed Up Racing		GBR					
Runs=2 Total laps=16 Full laps=13													
1	3'17.227	1'40.502	33.215	33.802	29.708	268.0	6	8'42.125	7'06.031	32.980	33.394	29.720	269.3
2	2'11.224	37.045	31.782	33.121	29.276	269.3	7	2'10.656	36.920	31.753	32.675	29.308	270.2
3	2'10.609	36.801	31.729	32.859	29.220	270.4	8	2'11.477	37.003	32.020	32.983	29.471	270.8
4	2'10.387	36.773	31.772	32.766	29.076	271.8	9	2'10.337	36.698	31.708	32.675	29.256	271.1
5	2'09.942	36.525	31.669	32.575	29.173	271.9	10	2'10.608	36.753	31.698	32.892	29.265	270.4
6	2'59.692			35.172	30.079	247.9	11	2'13.209	36.657	31.738	32.894	31.920	271.8
7	2'12.047	37.324	32.063	33.019	29.641	267.2	12	2'10.530	36.586	31.675	32.827	29.442	269.3
8	2'18.287 P	37.260	32.120	35.067	33.840	268.0	13	2'10.225	36.545	31.766	32.667	29.247	272.8
9	9'55.417	8'07.473	38.916	37.027	32.001	251.1	14	2'21.164	44.096	33.955	33.508	29.605	270.6
10	2'11.812	37.214	31.837	33.240	29.521	267.7	15	2'12.706	36.633	31.550	34.840	29.683	273.4
11	2'35.801	41.317	35.702	48.947	29.835	148.4	16	2'10.651	36.552	31.656	33.088	29.355	271.4
12	2'10.668	36.921	31.844	32.667	29.236	270.2	17	2'10.102	36.673	31.581	32.491	29.357	271.0
13	2'10.497	36.738	31.792	32.665	29.302	269.5	5th 21 Franco MORBIDEL						
14	2'10.283	36.727	31.679	32.711	29.166	270.6	Italtrans Racing Team ITA						
15	2'09.959	36.688	31.622	32.648	29.001	270.4	Runs=3 Total laps=16 Full laps=10						
16	2'13.673	38.446	32.430	32.993	29.804	270.0	1	2'50.508	1'13.497	33.299	33.724	29.988	268.1
3rd 1 Tito RABAT						EG 0,0 Marc VDS		SPA					
Runs=3 Total laps=20 Full laps=15													
1	2'17.148	40.954	33.335	33.316	29.543	271.2	2	2'12.813	37.601	32.332	33.216	29.664	266.9
2	2'11.100	36.926	32.107	32.785	29.282	274.6	3	2'12.037	37.471	32.163	32.857	29.546	268.9
3	2'10.816	36.839	31.874	32.702	29.401	274.7	4	2'11.184	36.976	32.029	32.791	29.388	271.0
4	2'10.642	36.586	31.974	32.726	29.356	274.1	5	2'17.084	37.088	32.593	34.029	33.374	268.5
5	2'10.396	36.604	31.813	32.698	29.281	274.8	6	2'15.146	37.098	31.902	34.800	31.346	268.3
6	2'10.567	36.653	31.876	32.646	29.392	273.9	7	2'20.803 P	37.196	33.697	34.837	35.073	261.4
7	2'10.691	36.936	31.800	32.619	29.336	266.6	8	7'51.415	6'16.513	32.371	33.097	29.434	266.9
8	2'10.346	36.532	31.724	32.530	29.560	275.0	9	2'10.567	36.925	31.764	32.636	29.242	269.7
9	2'14.549 P	37.001	32.105	34.272	31.171	274.2	10	2'10.135	36.584	31.598	32.693	29.260	269.8
10	3'56.451	2'21.766	32.261	32.907	29.517	272.6	11	2'12.428 P	36.678	31.847	32.659	31.244	266.9
11	2'10.536	36.790	31.805	32.602	29.339	274.4	12	6'03.743	4'24.069	33.293	36.419	29.962	267.9
6th 30 Takaaki NAKAGAMI						IDEMITSU Honda Tea		JPN					
Runs=2 Total laps=19 Full laps=16													
1	3'09.121	1'29.149	35.174	34.678	30.120	267.1	13	2'22.555	36.983	31.813	43.697	30.062	268.7
Fastest Lap: Xavier SIMEON						Federal Oil Gresini Mo		BEL		2'09.888 36.450 31.692 32.526 29.220			

These data/results cannot be reproduced, stored and/or transmitted in whole or in part by any manner of electronic, mechanical, photocopying, recording, broadcasting or otherwise now known or herein after developed without the previous express consent by the copyright owner, except for reproduction in daily press and regular printed publications on sale to the public within 60 days of the event related to those data/results and always provided that copyright symbol appears together as follows below.
© DORNA, 2015



Qualifying

Moto2

Lap	Lap Time	T1	T2	T3	T4	Speed	Lap	Lap Time	T1	T2	T3	T4	Speed
2	2'21.558	44.491	34.005	33.315	29.747	272.3	3	2'10.716	36.989	31.674	32.661	29.392	275.1
3	2'12.087	37.394	31.996	33.038	29.659	272.1	4	2'10.570	36.781	31.825	32.710	29.254	274.4
4	2'11.077	36.846	31.804	32.891	29.536	272.1	5	2'10.522	36.860	31.742	32.551	29.369	276.4
5	2'11.079	36.768	31.825	32.932	29.554	267.7	6	2'10.601	36.796	31.781	32.655	29.369	274.8
6	2'11.290	36.827	31.844	32.973	29.646	269.9	7	2'11.218	37.028	31.817	32.825	29.548	274.7
7	2'10.620	36.773	31.665	32.626	29.556	270.6	8	2'16.707 P	39.494	32.642	33.869	30.702	272.1
8	2'10.673	36.616	31.805	32.792	29.460	265.9	9	9'47.246	7'57.563	32.695	34.503	42.485	268.1
9	2'16.733	36.665	36.703	33.481	29.884	270.9	10	2'17.433	37.498	31.799	33.968	34.168	273.3
10	2'17.873	36.721	38.231	33.251	29.670	271.9	11	2'11.280 P	37.025	31.768	32.794	29.693	274.0
11	2'11.419	36.888	32.162	32.781	29.588	269.7	12	6'11.304	4'26.029	37.715	34.317	33.243	256.1
12	2'10.267	36.627	31.674	32.650	29.316	272.5	13	2'11.556	37.611	31.829	32.619	29.497	274.4
13	2'18.432 P	40.587	32.616	33.712	31.517	270.7	14	2'11.440	36.716	32.556	32.748	29.420	275.5
14	6'01.326	4'21.920	34.760	34.637	30.009	269.5	15	2'10.513	36.746	31.606	32.732	29.429	276.2
15	2'11.571	37.302	31.877	32.908	29.484	267.9	16	2'11.214	36.845	31.964	32.788	29.617	273.0
16	2'25.567	40.958	40.681	34.245	29.683	264.7	10th 23 Marcel SCHROTTE Tech 3 GER						
17	2'10.190	36.497	31.665	32.603	29.425	273.2	Runs=3 Total laps=16 Full laps=10						
18	2'10.469	36.531	31.707	32.695	29.536	265.2	1	3'09.537	1'20.308	33.253	40.762	35.214	242.5
19	2'10.282	36.609	31.596	32.648	29.429	271.8	2	2'12.976	37.594	32.356	33.371	29.655	268.7

7th 60 Julian SIMON		QMMF Racing Team SPA				
Runs=3 Total laps=17 Full laps=12						
1	2'34.385	55.379	33.938	34.695	30.373	271.6
2	2'12.237	37.289	32.202	33.092	29.654	271.8
3	2'11.473	37.286	31.906	32.834	29.447	272.5
4	2'11.072	37.053	31.831	32.612	29.576	273.9
5	2'12.293	37.436	32.497	32.998	29.362	271.2
6	2'10.933	36.912	31.680	32.778	29.563	271.0
7	2'20.007 P	37.200	35.759	35.719	31.329	262.8
8	7'36.831	6'01.726	32.245	33.129	29.731	270.8
9	2'12.134	37.278	32.224	33.070	29.562	271.1
10	2'11.352	37.113	31.885	32.667	29.687	271.6
11	2'24.570 P	39.586	34.838	37.420	32.726	272.3
12	5'36.634	3'47.576	39.086	37.896	32.076	228.3
13	2'11.859	37.396	31.826	33.005	29.632	272.6
14	2'11.260	37.151	31.783	32.915	29.411	270.9
15	2'13.805	36.728	34.233	33.165	29.679	273.2
16	2'10.631	36.797	31.780	32.623	29.431	274.8
17	2'10.261	36.793	31.573	32.579	29.316	274.4

8th 40 Alex RINS		Paginas Amarillas HP SPA				
Runs=3 Total laps=17 Full laps=12						
1	2'18.285	41.942	33.103	33.469	29.771	273.5
2	2'11.815	37.112	32.027	33.134	29.542	273.9
3	2'11.381	37.001	32.040	32.821	29.519	271.6
4	2'11.355	36.953	31.939	32.852	29.611	270.6
5	2'11.120	36.901	31.881	32.871	29.467	272.3
6	2'11.112	36.843	31.907	32.907	29.455	270.5
7	2'18.113 P	38.085	33.087	34.434	32.507	268.9
8	6'03.865	4'24.972	34.519	34.129	30.245	268.3
9	2'11.135	36.992	31.932	32.890	29.321	271.1
10	2'10.692	36.617	31.931	32.843	29.301	272.3
11	2'10.488	36.721	31.608	32.692	29.467	272.1
12	2'14.537 P	36.836	31.825	32.835	33.041	271.2
13	6'25.097	4'44.822	33.017	37.574	29.684	261.3
14	2'12.694	36.567	31.784	34.271	30.072	271.8
15	2'10.616	36.737	31.740	32.750	29.389	271.3
16	2'10.508	36.662	31.789	32.749	29.308	270.7
17	2'11.002	36.652	31.694	33.156	29.500	271.4

9th 77 Dominique AEGER		Technomag Racing In SWI				
Runs=3 Total laps=16 Full laps=11						
1	2'17.522	40.945	33.466	33.467	29.644	276.0
2	2'11.032	37.207	31.785	32.761	29.279	274.7

11th 36 Mika KALLIO		Italtrans Racing Team FIN				
Runs=2 Total laps=17 Full laps=14						
1	2'25.540	47.106	34.328	34.237	29.869	271.0
2	2'12.609	37.595	31.885	33.321	29.808	276.4
3	2'11.717	37.440	31.950	32.885	29.442	275.1
4	2'10.965	36.980	31.715	32.875	29.395	274.0
5	2'11.153	37.000	31.810	32.871	29.472	275.4
6	2'11.641	37.158	31.762	33.042	29.679	274.5
7	2'14.018	38.550	32.351	33.476	29.641	268.5
8	2'11.436	37.189	31.799	32.898	29.550	272.6
9	2'18.039 P	39.319	33.304	34.546	30.870	256.7
10	9'10.521	7'33.648	33.409	33.610	29.854	269.1
11	2'19.781	37.244	32.658	37.987	31.892	197.2
12	2'32.140	37.909	34.664	45.110	34.457	135.7
13	2'11.063	36.939	31.700	33.007	29.417	272.7
14	2'11.024	37.092	31.733	32.799	29.400	272.3
15	2'10.576	36.808	31.677	32.742	29.349	271.6
16	2'10.754	36.803	31.709	32.839	29.403	272.6
17	2'10.975	36.936	31.739	32.926	29.374	272.1
unfinished		36.685	31.626	32.658		272.5

12th 3 Simone CORSI		Athinà Forward Racin ITA				
Runs=3 Total laps=17 Full laps=12						
1	2'32.731	55.154	33.393	34.006	30.178	268.1
2	2'15.362	40.207	32.448	33.239	29.468	269.5
3	2'10.706	37.072	31.745	32.713	29.176	270.4
4	2'10.590	36.986	31.627	32.638	29.339	272.0
5	2'18.541 P	38.535	32.633	33.939	33.434	274.7
6	7'40.063	6'03.496	32.796	33.696	30.075	266.5
7	2'12.311	37.349	32.000	32.993	29.969	267.1

Fastest Lap: Xavier SIMEON	Federal Oil Gresini Mo BEL	2'09.888	36.450	31.692	32.526	29.220
-----------------------------------	----------------------------	----------	--------	--------	--------	--------

These data/results cannot be reproduced, stored and/or transmitted in whole or in part by any manner of electronic, mechanical, photocopying, recording, broadcasting or otherwise now known or herein after developed without the previous express consent by the copyright owner, except for reproduction in daily press and regular printed publications on sale to the public within 60 days of the event related to those data/results and always provided that copyright symbol appears together as follows below.
© DORNA, 2015



Qualifying

Moto2

Lap	Lap Time	T1	T2	T3	T4	Speed	Lap	Lap Time	T1	T2	T3	T4	Speed
8	2'12.657	37.245	31.835	33.364	30.213	269.4	11	2'11.043	36.826	31.931	32.864	29.422	271.0
9	2'11.814	37.290	31.965	32.869	29.690	270.1	12	2'20.474	40.299	33.380	36.754	30.041	272.0
10	2'11.149	36.950	31.721	32.827	29.651	270.5	13	2'10.894	36.730	31.598	33.060	29.506	272.0
11	2'18.617	37.419	33.303	38.020	29.875	266.9	14	2'18.125	40.653	34.589	33.110	29.773	270.3
12	2'15.635 P	37.732	32.226	33.753	31.924	270.2	15	2'15.612	36.944	32.364	35.069	31.235	266.1
13	4'53.927	3'17.133	32.985	34.031	29.778	259.4	16th 11 Sandro CORTESE Dynavolt Intact GP GER						
14	2'11.046	36.988	31.886	32.707	29.465	269.4	Runs=2 Total laps=16 Full laps=12						
15	2'14.487	38.360	32.840	33.692	29.595	263.7	1	2'33.397	51.729	35.991	35.254	30.423	271.5
16	2'10.792	36.586	31.578	33.296	29.332	271.2	2	2'16.764	40.001	33.323	33.555	29.885	276.8
17	2'10.593	36.686	31.803	32.641	29.463	269.8	3	2'11.549	36.950	32.070	33.094	29.435	276.4
13th 95 Anthony WEST QMMF Racing Team AUS							4	2'11.375	36.953	31.766	33.102	29.554	279.2
Runs=3 Total laps=17 Full laps=12							5	2'11.520	36.835	31.857	32.939	29.889	279.4
1	3'01.973	1'22.074	33.518	34.949	31.432	267.8	6	2'10.930	36.786	32.002	32.656	29.486	275.2
2	2'11.969	37.337	32.005	32.975	29.652	267.1	7	2'26.468	44.252	33.309	35.818	33.089	275.5
3	2'11.592	37.149	31.964	32.893	29.586	268.7	8	2'11.201	36.931	32.010	32.811	29.449	276.3
4	2'11.610	36.902	31.955	32.984	29.769	271.4	9	2'19.781 P	38.150	33.353	34.724	33.554	273.2
5	2'20.072 P	41.150	32.993	34.326	31.603	268.1	10	11'03.960	9'19.432	35.765	36.919	31.844	249.1
6	6'40.768	4'56.250	36.609	36.989	30.920	246.6	11	2'29.869	38.746	34.652	45.435	31.036	165.4
7	2'11.538	37.169	31.943	32.919	29.507	268.1	12	3'25.071	37.027	31.894	1'43.722	32.428	276.6
8	2'11.436	37.132	31.905	32.875	29.524	268.4	13	2'11.853	37.007	32.354	32.835	29.657	274.2
9	2'11.357	37.170	31.854	32.773	29.560	269.3	14	2'11.599	36.802	32.323	32.868	29.606	273.2
10	2'11.055	37.018	31.799	32.737	29.501	271.5	15	2'11.166	36.836	32.024	32.805	29.501	271.5
11	2'11.322	37.142	31.732	32.858	29.590	268.6	16	2'36.192 P	37.697	43.006	38.758	36.731	216.7
12	2'17.161 P	38.881	33.339	34.275	30.666	264.9	17th 12 Thomas LUTHI Derendinger Racing In SWI						
13	6'14.604	4'16.287	35.531	39.479	43.307	217.1	Runs=3 Total laps=6 Full laps=4						
14	2'11.777	37.542	31.944	32.805	29.486	271.2	1	2'27.618	51.344	33.065	33.544	29.665	272.5
15	2'11.629	36.896	32.003	33.243	29.487	274.3	2	2'11.309	37.290	31.827	32.947	29.245	281.1
16	2'10.594	36.848	31.532	32.781	29.433	271.4	3	2'17.893	41.209	32.360	33.372	30.952	275.0
17	2'10.769	36.906	31.704	32.728	29.431	271.3	4	34'33.875	32'58.344	32.683	33.249	29.599	270.6
14th 39 Luis SALOM Paginas Amarillas HP SPA							5	2'11.221	37.143	31.717	32.897	29.464	275.1
Runs=2 Total laps=17 Full laps=14							6	2'10.985	37.053	31.928	32.669	29.335	274.1
1	2'27.419	48.336	34.767	34.290	30.026	269.9	18th 4 Randy KRUMMENA JIR Racing Team SWI						
2	2'11.443	37.080	32.133	32.829	29.401	280.8	Runs=2 Total laps=18 Full laps=15						
3	2'18.419	37.456	32.535	34.523	33.905	278.8	1	2'27.548	50.182	33.617	33.990	29.759	266.7
4	2'11.803	37.062	32.001	32.835	29.905	276.9	2	2'12.069	37.537	32.030	33.164	29.338	272.8
5	2'11.616	36.958	32.298	32.721	29.639	276.2	3	2'16.381	37.521	32.234	34.113	32.513	273.4
6	2'22.176	46.230	33.217	33.082	29.647	276.9	4	2'12.656	37.177	32.104	33.524	29.851	271.7
7	2'11.651	37.138	32.134	32.843	29.536	277.5	5	2'16.304	39.451	33.386	33.509	29.958	269.0
8	2'20.482 P	41.534	32.332	34.075	32.541	276.9	6	2'11.472	36.920	32.083	32.895	29.574	268.9
9	8'19.066	6'40.692	34.762	33.714	29.898	273.0	7	2'18.645	38.091	34.454	36.183	29.917	258.9
10	2'12.372	37.586	31.906	32.903	29.977	274.3	8	2'18.291	38.294	32.413	36.851	30.733	266.6
11	2'10.854	36.950	31.902	32.641	29.361	274.8	9	2'15.285 P	37.416	32.310	33.096	32.463	264.7
12	3'07.242	43.437	42.020	52.996	48.789	172.1	10	7'27.496	5'45.304	33.423	36.175	32.594	263.7
13	2'13.118	37.954	32.453	33.331	29.380	274.0	11	2'17.816	38.248	34.485	34.488	30.595	261.5
14	2'17.074	41.332	33.401	32.789	29.552	280.6	12	2'11.042	36.762	31.839	32.921	29.520	269.3
15	2'16.864	38.614	32.700	35.777	29.773	271.5	13	2'11.031	37.021	31.712	32.952	29.346	269.2
16	2'10.890	36.718	32.081	32.613	29.478	276.5	14	2'13.170	36.596	32.039	34.784	29.751	272.3
17	2'10.894	36.828	31.897	32.739	29.430	276.0	15	2'16.763	36.703	31.899	32.907	35.254	269.5
15th 55 Hafizh SYAHRIN Petronas Raceline Ma MAL							16	2'17.453	42.357	32.186	33.183	29.727	269.1
Runs=3 Total laps=15 Full laps=10							17	2'11.786	36.941	31.914	33.191	29.740	269.0
1	2'35.831	57.428	33.729	34.557	30.117	269.2	18	2'11.885	37.072	32.027	32.979	29.807	266.4
2	2'12.755	37.725	32.292	33.112	29.626	274.1	19th 94 Jonas FOLGER AGR Team GER						
3	2'11.734	37.158	32.009	33.040	29.527	272.2	Runs=3 Total laps=17 Full laps=12						
4	2'11.181	36.756	31.838	32.978	29.609	272.1	1	3'03.634	1'22.303	34.071	35.015	32.245	270.4
5	2'26.774 P	42.379	34.571	36.132	33.692	257.1	2	2'11.867	37.404	31.968	32.968	29.527	271.2
6	9'02.231	7'10.549	37.954	42.649	31.079	223.0	3	2'11.092	36.894	32.014	32.810	29.374	272.0
7	2'12.509	37.547	32.068	33.100	29.794	267.9	4	2'14.107	36.811	32.061	34.914	30.321	273.0
8	2'12.019	37.046	32.119	33.015	29.839	269.1	5	2'11.986	36.912	32.104	33.216	29.754	272.3
9	2'21.409 P	39.462	34.039	35.722	32.186	261.5	6	2'11.614	37.056	32.070	32.967	29.521	270.0
10	6'41.036	4'38.995	46.761	45.100	30.180	238.8							

Fastest Lap: Xavier SIMEON Federal Oil Gresini Mo BEL 2'09.888 36.450 31.692 32.526 29.220

These data/results cannot be reproduced, stored and/or transmitted in whole or in part by any manner of electronic, mechanical, photocopying, recording, broadcasting or otherwise now known or herein after developed without the previous express consent by the copyright owner, except for reproduction in daily press and regular printed publications on sale to the public within 60 days of the event related to those data/results and always provided that copyright symbol appears together as follows below.
© DORNA, 2015



Qualifying

Moto2

Lap	Lap Time	T1	T2	T3	T4	Speed	Lap	Lap Time	T1	T2	T3	T4	Speed
7	2'11.350	37.047	32.025	32.871	29.407	271.2	13	2'18.858	37.241	32.147	39.491	29.979	269.1
8	2'23.598 P	39.833	36.218	34.540	33.007	269.2	14	2'11.891	37.344	31.939	33.203	29.405	271.0
9	7'51.666	6'14.645	33.748	33.475	29.798	268.4	15	2'19.555	36.906	32.243	33.366	37.040	269.7
10	2'11.286	36.899	32.081	32.936	29.370	269.2	16	2'11.486	37.048	32.151	33.019	29.268	270.1
11	2'11.431	37.017	32.059	32.952	29.403	268.7	23rd 73 Alex MARQUEZ EG 0,0 Marc VDS SPA						
12	2'11.725	37.081	31.962	33.073	29.609	269.1	Runs=2 Total laps=17 Full laps=13						
13	2'23.587 P	42.815	34.567	35.074	31.131	266.6	1	2'21.728	44.444	33.152	33.989	30.143	271.2
14	4'56.821	3'19.042	34.058	33.732	29.989	268.1	2	2'13.367	37.529	32.643	33.380	29.815	274.1
15	2'16.061	37.107	31.996	37.054	29.904	270.6	3	2'12.159	37.509	32.100	33.056	29.494	270.9
16	2'11.185	36.804	32.005	32.896	29.480	271.1	4	2'12.181	37.078	32.046	33.147	29.910	272.0
17	2'11.158	36.870	31.913	32.868	29.507	271.3	5	2'11.907	37.178	31.936	33.063	29.730	270.3
20th 88 Ricard CARDUS Tech 3 SPA							6	2'12.096	37.198	31.962	33.241	29.695	271.4
Runs=3 Total laps=16 Full laps=11							7	2'16.350	39.726	32.968	33.737	29.919	271.0
1	2'17.805	41.174	33.550	33.441	29.640	270.8	8	2'12.800 P	37.112	32.172	33.031	30.485	272.7
2	2'11.870	37.045	32.006	33.124	29.695	272.4	9	7'49.622	6'06.352	35.513	37.828	29.929	238.3
3	2'54.251	36.913	1'10.888	35.699	30.751	267.0	10	2'11.661	37.118	31.865	33.127	29.551	274.3
4	2'13.497	37.388	32.439	33.956	29.714	270.2	11	2'20.344	38.382	36.414	34.448	31.100	268.3
5	2'15.560	37.408	34.010	34.467	29.675	269.2	12	2'11.930	37.065	32.114	33.155	29.596	273.1
6	2'11.979	36.973	32.094	33.394	29.518	272.0	13	2'25.362	40.577	35.850	35.130	33.805	264.1
7	2'12.248	37.173	32.310	33.113	29.652	271.5	14	2'12.600	37.479	32.056	33.285	29.780	270.8
8	2'18.632 P	39.819	33.372	33.578	31.863	268.7	15	2'21.215	37.941	33.013	39.104	31.157	270.0
9	11'33.944	9'54.140	34.905	34.135	30.764	267.2	16	2'11.758	37.064	31.975	33.035	29.684	271.9
10	2'14.295	37.975	32.586	33.283	30.451	268.3	17	2'58.240 P			36.294	32.577	266.6
11	2'11.104	37.058	31.801	32.881	29.364	270.9	24th 25 Azlan SHAH IDEMITSU Honda Tea MAL						
12	2'16.935	36.982	32.168	35.544	32.241	272.1	Runs=2 Total laps=12 Full laps=9						
13	2'31.219 P	43.284	37.803	38.201	31.931	261.5	1	2'51.149	1'14.452	33.049	33.720	29.928	267.3
14	3'06.328	1'29.373	34.018	33.466	29.471	272.3	2	2'12.780	37.504	32.130	33.464	29.682	269.4
15	2'12.524	37.537	32.215	33.202	29.570	273.4	3	2'12.393	37.289	32.001	33.455	29.648	272.1
16	2'11.848	36.905	32.033	33.370	29.540	272.1	4	2'12.083	37.076	32.222	33.126	29.659	270.1
21st 7 Lorenzo BALDASS Athina Forward Racini ITA							5	2'15.678	37.182	32.498	33.184	32.814	269.8
Runs=3 Total laps=15 Full laps=10							6	2'12.543	37.211	32.371	33.186	29.775	268.7
1	2'47.579	1'10.152	33.499	33.866	30.062	265.4	7	2'12.744	37.557	32.314	33.210	29.663	267.8
2	2'12.628	37.527	32.225	33.242	29.634	267.2	8	2'12.432	37.227	32.211	33.255	29.739	269.0
3	2'12.034	37.424	32.169	33.028	29.413	267.9	9	2'17.776 P	39.410	33.114	34.650	30.602	266.6
4	2'57.055	37.269	32.054	1'16.350	31.382	268.9	10	5'45.816	4'01.648	38.914	34.621	30.633	267.9
5	2'12.646	37.661	32.182	33.133	29.670	269.2	11	2'18.678	43.627	32.320	33.125	29.606	266.2
6	2'18.160 P	37.671	34.251	34.203	32.035	264.3	12	2'11.954	37.034	32.161	33.188	29.571	265.8
7	7'48.699	6'08.532	33.057	36.433	30.677	262.0	25th 70 Robin MULHAUSER Technomag Racing In SWI						
8	2'13.621 P	37.228	32.087	33.321	30.985	267.7	Runs=3 Total laps=16 Full laps=11						
9	7'32.379	5'56.281	32.824	33.380	29.894	266.2	1	2'22.419	44.642	33.485	33.936	30.356	271.0
10	2'12.098	37.417	31.902	33.231	29.548	266.6	2	2'13.752	37.652	32.586	33.180	30.334	273.9
11	2'11.823	37.269	31.967	33.105	29.482	265.2	3	3'01.069 P	1'19.914	34.117	36.385	30.653	268.9
12	2'11.831	37.285	32.011	32.972	29.563	267.4	4	7'39.797	6'01.864	33.430	34.260	30.243	267.3
13	2'22.583	42.877	35.349	34.666	29.691	232.0	5	2'13.719	37.863	32.591	33.516	29.749	270.4
14	2'11.286	37.053	31.896	32.894	29.443	268.4	6	2'18.020	37.923	32.643	36.936	30.518	272.5
15	2'11.656	37.058	31.859	33.077	29.662	266.6	7	2'20.064 P	37.896	32.752	37.392	32.024	269.8
22nd 96 Louis ROSSI Tasca Racing Scuderi FRA							8	6'05.941	4'18.829	34.943	41.637	30.532	271.0
Runs=2 Total laps=16 Full laps=12							9	2'15.726	37.727	32.664	35.016	30.319	269.1
1	2'33.641						10	2'13.613	37.893	32.404	33.496	29.820	270.4
2	2'13.716						11	2'12.757	37.603	32.300	33.169	29.685	270.4
3	2'13.380						12	2'12.827	37.656	32.237	33.178	29.756	269.6
4	2'12.057						13	2'12.723	37.479	32.101	33.081	30.062	271.0
5	2'18.479						14	2'15.800	37.608	34.683	33.678	29.831	268.0
6	2'12.334						15	2'23.418	37.480	34.452	36.667	34.819	263.7
7	2'18.568						16	2'12.509	37.555	32.151	33.101	29.702	272.4
8	2'11.998						26th 10 Thitipong WAROKO APH PTT The Pizza S THA						
9	2'20.070 P						Runs=3 Total laps=9 Full laps=4						
10	11'41.564	9'51.678	35.772	35.695	38.419	247.6	1	2'23.318	44.929	34.058	34.045	30.286	269.2
11	2'12.514	37.378	32.238	33.515	29.383	268.3	2	2'14.043	38.027	32.599	33.496	29.921	273.1
12	2'23.498	40.693	32.859	39.419	30.527	264.7							

Fastest Lap: Xavier SIMEON Federal Oil Gresini Mo BEL 2'09.888 36.450 31.692 32.526 29.220

These data/results cannot be reproduced, stored and/or transmitted in whole or in part by any manner of electronic, mechanical, photocopying, recording, broadcasting or otherwise now known or herein after developed without the previous express consent by the copyright owner, except for reproduction in daily press and regular printed publications on sale to the public within 60 days of the event related to those data/results and always provided that copyright symbol appears together as follows below.
© DORNA, 2015



Qualifying

Moto2

Lap	Lap Time	T1	T2	T3	T4	Speed	Lap	Lap Time	T1	T2	T3	T4	Speed
3	2'13.230	37.620	32.529	33.304	29.777	270.3	14	2'15.159	38.024	32.932	33.937	30.266	269.3
4	2'12.735	37.523	32.270	33.235	29.707	269.5	15	2'14.627	37.901	32.765	33.873	30.088	268.7
unfinished		37.234					16	2'14.505	37.835	32.766	33.613	30.291	269.0
5	28'36.169 P		36.013	35.727	36.156	263.8	17	2'15.445	38.264	32.872	33.962	30.347	269.3
6	4'40.681	3'00.152	34.782	34.678	31.069	263.6	18	2'14.118	37.690	32.668	33.679	30.081	268.9
7	2'22.928	38.723	33.983	34.429	35.793	259.2							
8	2'15.850	38.423	33.376	33.700	30.351	267.8							

27th **66** Florian ALT Octo Iodaracing Team GER

Runs=3 Total laps=17 Full laps=11

1	2'21.061	42.831	33.741	34.282	30.207	266.7
2	2'15.341	38.026	32.825	34.032	30.458	272.3
3	2'15.009	37.770	32.365	34.920	29.954	267.8
4	2'13.392	37.738	32.359	33.437	29.858	268.8
5	2'13.889	37.779	32.531	33.598	29.981	267.7
6	2'13.610	37.746	32.372	33.557	29.935	265.7
7	2'22.756 P	37.577	33.014	39.436	32.729	233.3
8	6'33.912	4'43.273	35.994	43.902	30.743	243.9
9	2'13.981	37.734	32.592	33.547	30.108	266.0
10	2'37.827	37.717	38.479	42.565	39.066	180.8
11	2'14.044	37.797	32.541	33.621	30.085	264.3
12	2'23.012 P	39.672	34.520	37.014	31.806	262.1
13	4'51.663	3'01.351	33.116	36.593	40.603	265.0
14	2'14.026	37.487	32.502	34.037	30.000	267.7
15	2'13.657	37.577	32.476	33.585	30.019	267.0
16	2'18.794	39.546	33.382	35.648	30.218	261.8
17	2'22.434 P	37.661	32.470	36.716	35.587	267.0

28th **51** Zaqwan ZAIDI JPMoto Malaysia MAL

Runs=2 Total laps=17 Full laps=14

1	2'24.345	45.307	34.019	34.489	30.530	271.2
2	2'14.047	37.914	32.351	33.542	30.240	273.1
3	2'15.978	38.678	32.850	33.805	30.645	274.2
4	2'14.594	37.969	32.505	33.700	30.420	271.6
5	2'16.170	38.603	32.804	34.165	30.598	273.7
6	2'14.765	38.110	32.563	33.663	30.429	271.3
7	2'14.869	37.966	32.600	33.856	30.447	270.6
8	2'17.849	40.398	32.932	34.169	30.350	271.0
9	2'21.852 P	38.190	33.062	33.837	36.763	270.0
10	10'43.171	8'55.361	34.609	42.159	31.042	235.7
11	2'17.210	38.247	32.741	36.024	30.198	266.7
12	2'13.855	37.677	32.461	33.582	30.135	267.3
13	2'13.545	37.629	32.360	33.520	30.036	267.2
14	2'24.443	47.206	33.134	33.891	30.212	270.8
15	2'15.253	37.790	32.834	33.735	30.894	269.7
16	2'14.577	38.055	32.535	33.534	30.453	271.0
17	2'30.008	41.347	38.731	39.136	30.794	252.3

29th **2** Jesko RAFFIN sports-millions-EMWE SWI

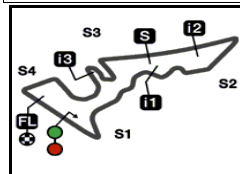
Runs=2 Total laps=18 Full laps=15

1	2'22.679	43.094	34.097	34.676	30.812	268.9
2	2'15.115	38.103	32.894	33.907	30.211	271.9
3	2'14.893	38.086	32.973	33.879	29.955	275.0
4	2'14.516	37.940	32.707	33.649	30.220	270.8
5	2'17.313	38.036	34.741	34.141	30.395	269.5
6	2'14.632	37.844	32.929	33.648	30.211	269.7
7	2'17.017	38.008	34.398	34.077	30.534	268.6
8	2'16.138	38.004	33.288	34.479	30.367	269.9
9	2'22.892 P	40.143	33.308	34.500	34.941	271.0
10	6'47.631	5'03.557	34.609	35.398	34.067	265.0
11	2'16.198	38.631	32.949	34.108	30.510	268.1
12	2'15.542	38.229	32.872	34.147	30.294	269.0
13	2'17.835	40.178	33.337	33.965	30.355	267.7

Fastest Lap: Xavier SIMEON Federal Oil Gresini Mo BEL **2'09.888** 36.450 31.692 32.526 29.220

These data/results cannot be reproduced, stored and/or transmitted in whole or in part by any manner of electronic, mechanical, photocopying, recording, broadcasting or otherwise now known or herein after developed without the previous express consent by the copyright owner, except for reproduction in daily press and regular printed publications on sale to the public within 60 days of the event related to those data/results and always provided that copyright symbol appears together as follows below.
© DORNA, 2015





5513 m.

RED BULL GRAND PRIX OF THE AMERICAS

Provisional Starting Grid

Race : 19 laps = 104.747 km



1	3 2'10.077 1 Tito RABAT Kalex	2 2'09.942 22 Sam LOWES Speed Up	1 2'09.888 19 Xavier SIMEON Kalex
2	6 2'10.190 30 Takaaki NAKAGAMI Kalex	5 2'10.135 21 Franco MORBIDELLI Kalex	4 2'10.102 5 Johann ZARCO Kalex
3	9 2'10.513 77 Dominique AEGERTER Kalex	8 2'10.488 40 Alex RINS Kalex	7 2'10.261 60 Julian SIMON Speed Up
4	12 2'10.590 3 Simone CORSI Kalex	11 2'10.576 36 Mika KALLIO Kalex	10 2'10.548 23 Marcel SCHROTTER Tech 3
5	15 2'10.894 55 Hafizh SYAHRIN Kalex	14 2'10.854 39 Luis SALOM Kalex	13 2'10.594 95 Anthony WEST Speed Up
6	18 2'11.031 4 Randy KRUMMENACHER Kalex	17 2'10.985 12 Thomas LUTHI Kalex	16 2'10.930 11 Sandro CORTESE Kalex
7	21 2'11.286 7 Lorenzo BALDASSARRI Kalex	20 2'11.104 88 Ricard CARDUS Tech 3	19 2'11.092 94 Jonas FOLGER Kalex
8	24 2'11.954 25 Azlan SHAH Kalex	23 2'11.661 73 Alex MARQUEZ Kalex	22 2'11.486 96 Louis ROSSI Tech 3

The results are provisional until the end of the limit for protest and appeals and until the ratification of the Event Management Committee.

Time limit for protest expires 60' at the latest after publication of the results - Mr. Time:

These data/results cannot be reproduced, stored and/or transmitted in whole or in part by any manner of electronic, mechanical, photocopying, recording, broadcasting or otherwise now known or herein after developed without the previous express consent by the copyright owner, except for reproduction in daily press and regular printed publications on sale to the public within 60 days of the event related to those data/results and always provided that copyright symbol appears together as follows below.

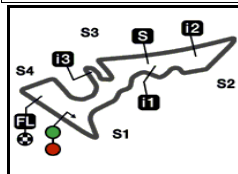
© DORNA, 2015

Official MotoGP Timing by **TISSOT**
www.motogp.com

Austin, Saturday, April 11, 2015

Page 1 of 2





RED BULL GRAND PRIX OF THE AMERICAS
Provisional Starting Grid

5513 m.

Race : 19 laps = 104.747 km

9
10

27
2'13.392
66 Florian ALT
Suter

30
49 Axel PONS
Kalex

26
2'12.735
10 Thitipong WAROKORN
Kalex

29
2'14.118
2 Jesko RAFFIN
Kalex

25
2'12.509
70 Robin MULHAUSER
Kalex

28
2'13.545
51 Zaqhwani ZAIDI
Suter

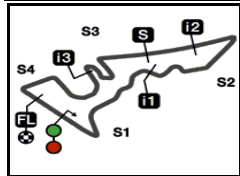
The results are provisional until the end of the limit for protest and appeals and until the ratification of the Event Management Committee.

Time limit for protest expires 60' at the latest after publication of the results - Mr. Time:

These data/results cannot be reproduced, stored and/or transmitted in whole or in part by any manner of electronic, mechanical, photocopying, recording, broadcasting or otherwise now known or herein after developed without the previous express consent by the copyright owner, except for reproduction in daily press and regular printed publications on sale to the public within 60 days of the event related to those data/results and always provided that copyright symbol appears together as follows below.

© DORNA, 2015





5513 m.

RED BULL GRAND PRIX OF THE AMERICAS

After the Qualifying

Event Best Maximum Speed



Rider	Nation Team	Motorcycle	Km/h	
39 Luis SALOM	SPA Paginas Amarillas HP 40	KALEX	282.7	Free Practice
12 Thomas LUTHI	SWI Derendinger Racing Interwetten	KALEX	281.1	Qualifying
11 Sandro CORTESE	GER Dynavolt Intact GP	KALEX	280.4	Free Practice
7 Lorenzo BALDASSARRI	ITA Athinà Forward Racing	KALEX	280.3	Free Practice
77 Dominique AEGERTER	SWI Technomag Racing Interwetten	KALEX	280.0	Free Practice
60 Julian SIMON	SPA QMMF Racing Team	SPEED UP	277.9	Free Practice
23 Marcel SCHROTTER	GER Tech 3	TECH 3	277.7	Free Practice
36 Mika KALLIO	FIN Italtrans Racing Team	KALEX	277.7	Free Practice
55 Hafizh SYAHRIN	MAL Petronas Raceline Malaysia	KALEX	277.2	Free Practice
94 Jonas FOLGER	GER AGR Team	KALEX	277.1	Free Practice
70 Robin MULHAUSER	SWI Technomag Racing Interwetten	KALEX	276.9	Free Practice
95 Anthony WEST	AUS QMMF Racing Team	SPEED UP	276.7	Free Practice
73 Alex MARQUEZ	SPA EG 0,0 Marc VDS	KALEX	276.3	Free Practice
21 Franco MORBIDELLI	ITA Italtrans Racing Team	KALEX	276.3	Free Practice
1 Tito RABAT	SPA EG 0,0 Marc VDS	KALEX	276.3	Qualifying
40 Alex RINS	SPA Paginas Amarillas HP 40	KALEX	276.0	Free Practice
30 Takaaki NAKAGAMI	JPN IDEMITSU Honda Team Asia	KALEX	275.7	Free Practice
2 Jesko RAFFIN	SWI sports-millions-EMWE-SAG	KALEX	275.7	Free Practice
66 Florian ALT	GER Octo Iodaracing Team	SUTER	275.7	Free Practice
3 Simone CORSI	ITA Athinà Forward Racing	KALEX	275.5	Free Practice
19 Xavier SIMEON	BEL Federal Oil Gresini Moto2	KALEX	275.5	Free Practice
5 Johann ZARCO	FRA Ajo Motorsport	KALEX	275.4	Free Practice
96 Louis ROSSI	FRA Tasca Racing Scuderia Moto2	TECH 3	275.2	Free Practice
51 Zaqhwani ZAIDI	MAL JPMoto Malaysia	SUTER	275.2	Free Practice
88 Ricard CARDUS	SPA Tech 3	TECH 3	275.1	Free Practice
10 Thitipong WAROKORN	THA APH PTT The Pizza SAG	KALEX	274.1	Free Practice
25 Azlan SHAH	MAL IDEMITSU Honda Team Asia	KALEX	273.9	Free Practice
22 Sam LOWES	GBR Speed Up Racing	SPEED UP	273.8	Free Practice
4 Randy KRUMMENACHER	SWI JIR Racing Team	KALEX	273.4	Qualifying
49 Axel PONS	SPA AGR Team	KALEX	268.1	Free Practice

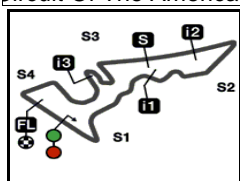
These data/results cannot be reproduced, stored and/or transmitted in whole or in part by any manner of electronic, mechanical, photocopying, recording, broadcasting or otherwise now known or herein after developed without the previous express consent by the copyright owner, except for reproduction in daily press and regular printed publications on sale to the public within 60 days of the event related to those data/results and always provided that copyright symbol appears together as follows below.

© DORNA, 2015

Official MotoGP Timing by TISSOT
www.motogp.com

Austin, Saturday, April 11, 2015





5513 m.

RED BULL GRAND PRIX OF THE AMERICAS

Qualifying

Best Partial Times

Moto2

IT Ideal Lap Time, sum of the best partial times

BT Best Lap Time

T1		T2		T3		T4				IT	BT	
Pos	Rider	Time	Rider	Time	Rider	Time	Rider	Time	Pos	Rider	IT	BT
1	X.SIMEON	36.450	A.WEST	31.532	T.RABAT	32.370	S.LOWES	29.001	1	T.RABAT	2'09.711	2'10.077 (3)
2	T.RABAT	36.470	J.ZARCO	31.550	J.ZARCO	32.491	S.CORSI	29.176	2	S.LOWES	2'09.723	2'09.942 (2)
3	T.NAKAGAMI	36.497	J.SIMON	31.573	X.SIMEON	32.526	X.SIMEON	29.181	3	J.ZARCO	2'09.833	2'10.102 (4)
4	S.LOWES	36.525	S.CORSI	31.578	D.AEGERTER	32.551	T.RABAT	29.231	4	X.SIMEON	2'09.849	2'09.888 (1)
5	J.ZARCO	36.545	T.NAKAGAMI	31.596	S.LOWES	32.575	F.MORBIDELLI	29.242	5	S.CORSI	2'09.978	2'10.590 (12)
6	A.RINS	36.567	F.MORBIDELLI	31.598	J.SIMON	32.579	T.LUTHI	29.245	6	T.NAKAGAMI	2'10.012	2'10.190 (6)
7	F.MORBIDELLI	36.584	H.SYHRIN	31.598	T.NAKAGAMI	32.603	J.ZARCO	29.247	7	F.MORBIDELLI	2'10.060	2'10.135 (5)
8	S.CORSI	36.586	D.AEGERTER	31.606	L.SALOM	32.613	M.SCHROTTER	29.251	8	D.AEGERTER	2'10.127	2'10.513 (9)
9	R.KRUMMENAC	36.596	A.RINS	31.608	F.MORBIDELLI	32.636	D.AEGERTER	29.254	9	A.RINS	2'10.168	2'10.488 (8)
10	M.SCHROTTER	36.685	S.LOWES	31.622	S.CORSI	32.638	L.ROSSI	29.268	10	J.SIMON	2'10.196	2'10.261 (7)
11	D.AEGERTER	36.716	M.SCHROTTER	31.626	S.CORTESE	32.656	A.RINS	29.301	11	M.SCHROTTE	2'10.220	2'10.548 (10)
12	L.SALOM	36.718	T.RABAT	31.640	M.SCHROTTER	32.658	T.NAKAGAMI	29.316	12	A.WEST	2'10.539	2'10.594 (13)
13	J.SIMON	36.728	M.KALLIO	31.677	T.LUTHI	32.669	J.SIMON	29.316	13	R.KRUMMENA	2'10.541	2'11.031 (18)
14	H.SYHRIN	36.730	X.SIMEON	31.692	A.RINS	32.692	R.KRUMMENAC	29.338	14	M.KALLIO	2'10.571	2'10.576 (11)
15	S.CORTESE	36.786	R.KRUMMENAC	31.712	A.WEST	32.728	M.KALLIO	29.349	15	L.SALOM	2'10.589	2'10.854 (14)
16	M.KALLIO	36.803	T.LUTHI	31.717	M.KALLIO	32.742	L.SALOM	29.361	16	H.SYHRIN	2'10.614	2'10.894 (15)
17	J.FOLGER	36.804	S.CORTESE	31.766	J.FOLGER	32.810	R.CARDUS	29.364	17	S.CORTESE	2'10.643	2'10.930 (16)
18	A.WEST	36.848	R.CARDUS	31.801	H.SYHRIN	32.864	J.FOLGER	29.370	18	T.LUTHI	2'10.684	2'10.985 (17)
19	R.CARDUS	36.905	L.BALDASSARRI	31.859	R.CARDUS	32.881	L.BALDASSARRI	29.413	19	J.FOLGER	2'10.897	2'11.092 (19)
20	L.ROSSI	36.906	A.MARQUEZ	31.865	L.BALDASSARRI	32.894	H.SYHRIN	29.422	20	R.CARDUS	2'10.951	2'11.104 (20)
21	A.SHAH	37.034	L.SALOM	31.897	R.KRUMMENAC	32.895	A.WEST	29.431	21	L.ROSSI	2'11.132	2'11.486 (22)
22	L.BALDASSARRI	37.053	J.FOLGER	31.913	L.ROSSI	33.019	S.CORTESE	29.435	22	L.BALDASSAR	2'11.219	2'11.286 (21)
23	T.LUTHI	37.053	L.ROSSI	31.939	A.MARQUEZ	33.031	A.MARQUEZ	29.494	23	A.MARQUEZ	2'11.454	2'11.661 (23)
24	A.MARQUEZ	37.064	A.SHAH	32.001	R.MULHAUSER	33.081	A.SHAH	29.571	24	A.SHAH	2'11.731	2'11.954 (24)

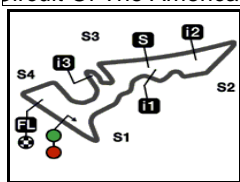
These data/results cannot be reproduced, stored and/or transmitted in whole or in part by any manner of electronic, mechanical, photocopying, recording, broadcasting or otherwise now known or herein after developed without the previous express consent by the copyright owner, except for reproduction in daily press and regular printed publications on sale to the public within 60 days of the event related to those data/results and always provided that copyright symbol appears together as follows below.

© DORNA, 2015

Official MotoGP Timing by TISSOT

www.motogp.com





5513 m.

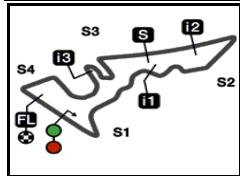
RED BULL GRAND PRIX OF THE AMERICAS**Qualifying****Best Partial Times****Moto2***IT* Ideal Lap Time, sum of the best partial times*BT* Best Lap Time

T1		T2		T3		T4						
<i>Pos</i>	<i>Rider</i>	<i>Time</i>	<i>Rider</i>	<i>Time</i>	<i>Rider</i>	<i>Time</i>	<i>Rider</i>	<i>Time</i>	<i>Pos</i>	<i>Rider</i>	<i>IT</i>	<i>BT</i>
25	T.WAROKORN	37.234	R.MULHAUSER	32.101	A.SHAH	33.125	R.MULHAUSER	29.685	25	R.MULHAUSE	2'12.346	2'12.509 (25)
26	R.MULHAUSER	37.479	T.WAROKORN	32.270	T.WAROKORN	33.235	T.WAROKORN	29.707	26	T.WAROKORN	2'12.446	2'12.735 (26)
27	F.ALT	37.487	Z.ZAIDI	32.351	F.ALT	33.437	F.ALT	29.858	27	F.ALT	2'13.141	2'13.392 (27)
28	Z.ZAIDI	37.629	F.ALT	32.359	Z.ZAIDI	33.520	J.RAFFIN	29.955	28	Z.ZAIDI	2'13.536	2'13.545 (28)
29	J.RAFFIN	37.690	J.RAFFIN	32.668	J.RAFFIN	33.613	Z.ZAIDI	30.036	29	J.RAFFIN	2'13.926	2'14.118 (29)

These data/results cannot be reproduced, stored and/or transmitted in whole or in part by any manner of electronic, mechanical, photocopying, recording, broadcasting or otherwise now known or herein after developed without the previous express consent by the copyright owner, except for reproduction in daily press and regular printed publications on sale to the public within 60 days of the event related to those data/results and always provided that copyright symbol appears together as follows below.
© DORNA, 2015

Official MotoGP Timing by **TISSOT**
www.motogp.com






5513 m.

RED BULL GRAND PRIX OF THE AMERICAS

Qualifying

Fastest Laps Sequence

<i>Practice Time</i>	 <i>Rider</i>	<i>Nation</i>	<i>Motorcycle</i>	<i>Time</i>	<i>Km/h</i>	<i>Rider's Lap</i>
4'28.248	1 Tito RABAT	SPA	KALEX	2'11.100	151.3	2
4'28.554	77 Dominique AEGERTER	SWI	KALEX	2'11.032	151.4	2
6'39.064	1 Tito RABAT	SPA	KALEX	2'10.816	151.7	3
6'39.270	77 Dominique AEGERTER	SWI	KALEX	2'10.716	151.8	3
6'58.799	3 Simone CORSI	ITA	KALEX	2'10.706	151.8	3
7'39.060	22 Sam LOWES	GBR	SPEED UP	2'10.609	151.9	3
8'49.840	77 Dominique AEGERTER	SWI	KALEX	2'10.570	152.0	4
9'49.447	22 Sam LOWES	GBR	SPEED UP	2'10.387	152.2	4
11'59.389	22 Sam LOWES	GBR	SPEED UP	2'09.942	152.7	5
43'58.582	19 Xavier SIMEON	BEL	KALEX	2'09.888	152.7	16

These data/results cannot be reproduced, stored and/or transmitted in whole or in part by any manner of electronic, mechanical, photocopying, recording, broadcasting or otherwise now known or herein after developed without the previous express consent by the copyright owner, except for reproduction in daily press and regular printed publications on sale to the public within 60 days of the event related to those data/results and always provided that copyright symbol appears together as follows below.

© DORNA, 2015

Official MotoGP Timing by TISSOT
www.motogp.com

Austin, Saturday, April 11, 2015

