

5078 m.

GRAN PREMIO MOVISTAR DE ARAGÓN

Qualifying
Classification

		Rider	Nation	Team	Motorcycle	Time	Lap	Total	Gap	Top Speed	
1	33	Enea BASTIANINI	ITA	Gresini Racing Team Moto3	HONDA	1'57.755	13	13		236.9	
2	44	Miguel OLIVEIRA	POR	Red Bull KTM Ajo	KTM	1'57.955	11	16	0.200	0.200	233.4
3	52	Danny KENT	GBR	Leopard Racing	HONDA	1'57.956	15	15	0.201	0.001	236.8
4	88	Jorge MARTIN	SPA	MAPFRE Team MAHINDRA	MAHINDRA	1'58.412	15	15	0.657	0.456	231.3
5	9	Jorge NAVARRO	SPA	Estrella Galicia 0,0	HONDA	1'58.444	9	17	0.689	0.032	232.7
6	23	Niccolò ANTONELLI	ITA	Ongetta-Rivacold	HONDA	1'58.465	14	14	0.710	0.021	232.5
7	10	Alexis MASBOU	FRA	SAXOPRINT RTG	HONDA	1'58.473	13	15	0.718	0.008	236.4
8	7	Efen VAZQUEZ	SPA	Leopard Racing	HONDA	1'58.477	15	15	0.722	0.004	236.0
9	65	Philipp OETTL	GER	Schedl GP Racing	KTM	1'58.505	16	17	0.750	0.028	229.4
10	5	Romano FENATI	ITA	SKY Racing Team VR46	KTM	1'58.515	11	16	0.760	0.010	231.8
11	41	Brad BINDER	RSA	Red Bull KTM Ajo	KTM	1'58.579	4	14	0.824	0.064	236.4
12	84	Jakub KORNFEIL	CZE	Drive M7 SIC	KTM	1'58.698	9	14	0.943	0.119	235.3
13	98	Karel HANIKA	CZE	Red Bull KTM Ajo	KTM	1'58.733	12	14	0.978	0.035	230.0
14	17	John MCPHEE	GBR	SAXOPRINT RTG	HONDA	1'58.945	12	12	1.190	0.212	233.1
15	11	Livio LOI	BEL	RW Racing GP	HONDA	1'58.968	15	15	1.213	0.023	234.1
16	63	Zulfahmi KHAIRUDDIN	MAL	Drive M7 SIC	KTM	1'58.978	4	13	1.223	0.010	232.0
17	16	Andrea MIGNO	ITA	SKY Racing Team VR46	KTM	1'59.020	9	14	1.265	0.042	236.7
18	21	Francesco BAGNAIA	ITA	MAPFRE Team MAHINDRA	MAHINDRA	1'59.026	15	15	1.271	0.006	234.4
19	58	Juanfran GUEVARA	SPA	MAPFRE Team MAHINDRA	MAHINDRA	1'59.054	10	15	1.299	0.028	229.4
20	48	Lorenzo DALLA PORTA	ITA	Husqvarna Factory Laglisse	HUSQVARNA	1'59.214	9	16	1.459	0.160	233.1
21	76	Hiroki ONO	JPN	Leopard Racing	HONDA	1'59.236	14	14	1.481	0.022	237.6
22	29	Stefano MANZI	ITA	San Carlo Team Italia	MAHINDRA	1'59.366	4	16	1.611	0.130	230.4
23	81	Sena YAMADA	JPN	Estrella Galicia 0,0	HONDA	1'59.398	13	15	1.643	0.032	232.8
24	32	Isaac VIÑALES	SPA	RBA Racing Team	KTM	1'59.462	3	15	1.707	0.064	236.9
25	95	Jules DANILO	FRA	Ongetta-Rivacold	HONDA	1'59.475	4	14	1.720	0.013	233.9
26	40	Darryn BINDER	RSA	Outox Reset Drink Team	MAHINDRA	1'59.505	5	14	1.750	0.030	232.2
27	6	María HERRERA	SPA	Husqvarna Factory Laglisse	HUSQVARNA	1'59.563	9	16	1.808	0.058	233.8
28	24	Tatsuki SUZUKI	JPN	CIP	MAHINDRA	1'59.580	10	15	1.825	0.017	230.1
29	91	Gabriel RODRIGO	ARG	RBA Racing Team	KTM	1'59.624	14	14	1.869	0.044	235.7
30	19	Alessandro TONUCCI	ITA	Outox Reset Drink Team	MAHINDRA	1'59.683	12	14	1.928	0.059	231.1
31	2	Remy GARDNER	AUS	CIP	MAHINDRA	1'59.940	15	15	2.185	0.257	228.1
32	96	Manuel PAGLIANI	ITA	San Carlo Team Italia	MAHINDRA	1'59.959	8	15	2.204	0.019	226.8
33	37	Davide PIZZOLI	ITA	Husqvarna Factory Laglisse	HUSQVARNA	2'00.096	13	15	2.341	0.137	229.4
34	89	Khairul Idham PAWI	MAL	Honda Team Asia	HONDA	2'00.791	10	18	3.036	0.695	229.1
35	22	Ana CARRASCO	SPA	RBA Racing Team	KTM	2'01.794	4	14	4.039	1.003	230.4

Practice condition: Dry

Air: 21°

Humidity: 55%

Ground: 32°

Fastest Lap:	Lap: 13	Enea BASTIANINI	1'57.755	155.2 Km/h
Circuit Record Lap:	2013	Philipp OETTL	1'59.681	152.7 Km/h
Circuit Best Lap:	2015	Enea BASTIANINI	1'57.755	155.2 Km/h

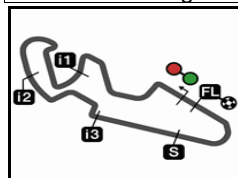
The results are provisional until the end of the limit for protest and appeals.

Time limit for protest expires 30' after publication of the results - Mr. Time:

These data/results cannot be reproduced, stored and/or transmitted in whole or in part by any manner of electronic, mechanical, photocopying, recording, broadcasting or otherwise now known or herein after developed without the previous express consent by the copyright owner, except for reproduction in daily press and regular printed publications on sale to the public within 60 days of the event related to those data/results and always provided that copyright symbol appears together as follows below.

© DORNA, 2015





5078 m.

GRAN PREMIO MOVISTAR DE ARAGÓN

Qualifying

Top Speed & Average

21A



Rider	Nation	Motorcycle	Top 5 speeds					Average	Top
76 Hiroki ONO	JPN	HONDA	237.6	236.8	236.7	235.0	233.0	235.8	237.6
32 Isaac VIÑALES	SPA	KTM	236.9	233.8	228.1	225.1	223.6	229.5	236.9
33 Enea BASTIANINI	ITA	HONDA	236.9	235.1	230.7	228.4	225.5	231.3	236.9
52 Danny KENT	GBR	HONDA	236.8	234.5	228.7	227.8	227.8	231.1	236.8
16 Andrea MIGNO	ITA	KTM	236.7	236.3	233.1	232.4	231.7	234.0	236.7
10 Alexis MASBOU	FRA	HONDA	236.4	231.2	230.7	230.4	229.4	231.6	236.4
41 Brad BINDER	RSA	KTM	236.4	234.1	234.1	233.1	231.2	233.8	236.4
7 Efren VAZQUEZ	SPA	HONDA	236.0	234.2	233.6	232.6	231.4	233.6	236.0
91 Gabriel RODRIGO	ARG	KTM	235.7	234.2	230.8	229.9	229.8	232.1	235.7
84 Jakub KORNFEIL	CZE	KTM	235.3	234.7	234.4	231.1	228.5	232.8	235.3
21 Francesco BAGNAIA	ITA	MAHINDRA	234.4	232.1	229.3	229.1	228.0	230.6	234.4
11 Livio LOI	BEL	HONDA	234.1	232.2	230.6	230.1	229.7	231.3	234.1
95 Jules DANILO	FRA	HONDA	233.9	232.9	230.7	229.9	229.6	231.4	233.9
6 Maria HERRERA	SPA	HUSQVARNA	233.8	233.3	231.0	229.9	229.2	231.4	233.8
44 Miguel OLIVEIRA	POR	KTM	233.4	230.6	230.6	230.6	230.1	231.1	233.4
17 John MCPHEE	GBR	HONDA	233.1	230.8	227.8	226.7	225.8	228.8	233.1
48 Lorenzo DALLA PORTA	ITA	HUSQVARNA	233.1	231.5	231.4	231.0	229.6	231.3	233.1
81 Sena YAMADA	JPN	HONDA	232.8	230.6	230.5	228.1	227.4	229.9	232.8
9 Jorge NAVARRO	SPA	HONDA	232.7	229.7	229.6	228.6	228.3	229.8	232.7
23 Niccolò ANTONELLI	ITA	HONDA	232.5	230.0	229.8	228.8	228.7	230.0	232.5
40 Darryn BINDER	RSA	MAHINDRA	232.2	231.7	231.1	230.6	228.5	230.8	232.2
63 Zulfahmi KHAIRUDDIN	MAL	KTM	232.0	231.1	230.1	229.2	227.3	229.9	232.0
5 Romano FENATI	ITA	KTM	231.8	230.9	229.5	229.4	229.2	230.2	231.8
88 Jorge MARTIN	SPA	MAHINDRA	231.3	230.0	228.7	226.7	225.8	228.5	231.3
19 Alessandro TONUCCI	ITA	MAHINDRA	231.1	228.7	226.9	226.4	226.1	227.8	231.1
22 Ana CARRASCO	SPA	KTM	230.4	228.1	227.4	226.9	226.4	227.8	230.4
29 Stefano MANZI	ITA	MAHINDRA	230.4	229.9	229.8	227.9	227.1	229.0	230.4
24 Tatsuki SUZUKI	JPN	MAHINDRA	230.1	228.0	227.7	227.2	226.5	227.9	230.1
98 Karel HANIKA	CZE	KTM	230.0	229.7	227.3	225.9	225.8	227.7	230.0
65 Philipp OETTL	GER	KTM	229.4	227.4	227.2	226.3	226.1	227.3	229.4
37 Davide PIZZOLI	ITA	HUSQVARNA	229.4	227.4	226.8	226.4	225.3	227.1	229.4
58 Juanfran GUEVARA	SPA	MAHINDRA	229.4	228.6	227.6	227.2	227.1	228.0	229.4
89 Khairul Idham PAWI	MAL	HONDA	229.1	227.5	226.8	225.5	223.7	226.5	229.1
2 Remy GARDNER	AUS	MAHINDRA	228.1	226.7	225.7	225.3	224.3	226.0	228.1
96 Manuel PAGLIANI	ITA	MAHINDRA	226.8	225.0	224.9	223.7	221.9	224.5	226.8

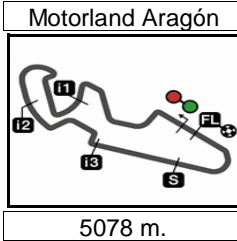
These data/results cannot be reproduced, stored and/or transmitted in whole or in part by any manner of electronic, mechanical, photocopying, recording, broadcasting or otherwise now known or herein after developed without the previous express consent by the copyright owner, except for reproduction in daily press and regular printed publications on sale to the public within 60 days of the event related to those data/results and always provided that copyright symbol appears together as follows below.

© DORNA, 2015

Official MotoGP Timing by TISSOT
www.motogp.com



Alcañiz, Saturday, September 26, 2015



5078 m.

GRAN PREMIO MOVISTAR DE ARAGÓN

Qualifying

Chronological Analysis of Performances

22A

* Lap / Sector time cancelled

T1 Time from finish line to 1st intermediate

T3 Time from 2nd intermed. to 3rd intermed.

P Crossing the finish line in pit lane

T2 Time from 1st intermed. to 2nd intermed.

T4 Time from 3rd intermediate to finish line

Lap	Lap Time	T1	T2	T3	T4	Speed	Lap	Lap Time	T1	T2	T3	T4	Speed	
1st	33	Enea BASTIANINI Gresini Racing Team ITA						10	1'58.691	33.339	33.041	21.903	30.408	227.3
		Runs=3	Total laps=13	Full laps=8			11	2'09.099 P	35.522	34.846	23.299	35.432	227.8	
1	2'55.074	1'22.993	36.351	23.637	32.093	209.5	12	7'06.919	5'20.433	40.888	23.394	42.204	135.9	
2	1'59.345	33.531	33.450	22.128	30.236	235.1	13	2'09.311	37.008	33.356	23.661	35.286	182.1	
3	2'01.326	34.182	33.534	22.488	31.122	220.4	14	2'03.291	33.360	33.030	21.977	34.924	194.3	
4	1'58.817	33.472	33.192	21.997	30.156	236.9	15	1'57.956	33.184	32.834	21.866	30.072	234.5	
5	1'58.962	33.605	33.252	21.885	30.220	230.7								
6	2'07.220 P	34.503	33.803	22.224	36.690	221.1	4th	88	Jorge MARTIN MAPFRE Team MAHI SPA					
7	8'13.036	6'41.290	36.237	24.446	31.063	222.3			Runs=3	Total laps=15	Full laps=10			
8	1'58.553	33.354	32.926	21.803	30.470	225.5	1	2'52.694	1'18.729	38.322	24.564	31.079	219.6	
9	1'58.523	33.275	32.982	21.777	30.489	225.0	2	1'59.674	33.488	33.343	22.022	30.821	224.6	
10	2'07.144 P	34.383	33.951	22.260	36.550	220.7	3	2'00.369	33.802	34.012	21.928	30.627	222.8	
11	9'20.208	7'43.773	35.969	24.716	35.750	203.5	4	1'59.721	33.519	33.468	21.953	30.781	221.8	
12	2'07.791	37.226	33.350	22.634	34.581	199.0	5	2'00.127	33.776	33.380	22.246	30.725	226.7	
13	1'57.755	33.132	32.752	21.771	30.100	228.4	6	2'11.111 P	37.751	34.216	22.262	36.882	223.1	
							7	6'16.347	4'50.367	33.350	22.034	30.596	224.4	
2nd	44	Miguel OLIVEIRA Red Bull KTM Ajo POR						8	2'06.807	33.223	33.057	30.060	30.467	228.7
		Runs=3	Total laps=16	Full laps=11			9	1'59.278	33.668	33.332	22.127	30.151	231.3	
1	2'59.720	1'24.821	35.649	23.486	35.764	216.0	10	1'58.729	33.271	33.190	21.751	30.517	225.8	
2	1'59.798	33.759	33.233	22.347	30.459	226.1	11	2'08.444 P	36.413	33.900	22.602	35.529	225.4	
3	1'59.211	33.585	33.086	22.313	30.227	228.1	12	6'57.815	5'25.465	34.486	23.564	34.300	181.4	
4	1'58.915	33.338	33.239	22.074	30.264	228.9	13	2'07.458	33.375	35.982	23.629	34.472	220.2	
5	1'58.835	33.333	33.267	22.018	30.217	230.6	14	2'11.625	33.976	34.579	22.444	40.626	220.9	
6	2'08.850 P	34.350	34.972	22.567	36.961	221.8	15	1'58.412	33.280	33.043	21.919	30.170	230.0	
7	6'27.874	4'33.794	33.500	22.441	58.139	187.6								
8	1'58.430	33.446	33.074	21.910	30.000	233.4	5th	9	Jorge NAVARRO Estrella Galicia 0,0 SPA					
9	1'58.062	33.213	32.911	21.876	30.062	230.6			Runs=3	Total laps=17	Full laps=12			
10	2'01.748	36.041	33.409	22.111	30.187	229.5	1	3'06.118	1'27.767	35.823	24.351	38.177	204.1	
11	1'57.955	33.134	32.812	21.919	30.090	230.6	2	2'00.271	33.731	33.241	22.801	30.498	225.7	
12	2'06.920 P	34.118	33.901	22.337	36.564	224.7	3	1'58.682	33.325	33.085	22.027	30.245	226.1	
13	5'24.258	3'58.711	33.352	21.951	30.244	226.3	4	1'58.942	33.300	33.016	22.011	30.615	228.2	
14	1'58.125	33.237	32.796	21.827	30.265	226.5	5	1'58.526	33.301	32.954	21.834	30.437	229.6	
15	2'28.494	33.242	38.456	23.733	53.063	121.5	6	2'06.607 P	34.256	33.478	22.774	36.099	228.3	
16	1'58.176	33.275	32.987	21.839	30.075	230.1	7	4'32.985	3'05.111	33.741	22.354	31.779	207.9	
							8	2'12.691	33.283	33.340	23.447	42.621	142.2	
3rd	52	Danny KENT Leopard Racing GBR						9	1'58.444	33.252	33.010	21.900	30.282	229.7
		Runs=3	Total laps=15	Full laps=10			10	1'59.045	33.711	33.108	21.797	30.429	226.3	
1	3'01.204	1'20.351	40.413	25.156	35.284	214.1	11	1'58.860	33.465	33.020	21.926	30.449	226.0	
2	2'08.646	34.192	35.697	27.024	31.733	219.7	12	2'11.063 P	35.112	36.388	22.645	36.918	226.8	
3	2'00.001	33.603	33.405	22.648	30.345	236.8	13	4'29.697	3'01.232	34.299	22.457	31.709	214.6	
4	2'00.007	33.532	33.556	22.306	30.613	227.8	14	1'58.603	33.193	32.875	22.136	30.399	228.6	
5	1'59.335	33.545	33.320	21.995	30.475	226.5	15	2'09.820	33.576	33.362	28.134	34.748	213.5	
6	2'12.836 P	35.642	35.754	24.673	36.767	226.1	16	2'07.748	33.393	33.033	22.370	38.952	173.0	
7	6'02.672	4'18.534	33.729	22.606	47.803	137.4	17	1'58.518	33.232	32.994	22.303	29.989	232.7	
8	1'58.887	33.292	33.015	22.029	30.551	228.7								
9	2'07.244	37.028	34.953	22.780	32.483	213.3								

Fastest Lap: Enea BASTIANINI Gresini Racing Team ITA **1'57.755** 33.132 32.752 21.771 30.100

These data/results cannot be reproduced, stored and/or transmitted in whole or in part by any manner of electronic, mechanical, photocopying, recording, broadcasting or otherwise now known or herein after developed without the previous express consent by the copyright owner, except for reproduction in daily press and regular printed publications on sale to the public within 60 days of the event related to those data/results and always provided that copyright symbol appears together as follows below.
© DORNA, 2015



Qualifying

Moto3

Lap	Lap Time	T1	T2	T3	T4	Speed	Lap	Lap Time	T1	T2	T3	T4	Speed	
6th	23	Niccolò ANTONELLI Ongetta-Rivacold ITA					Runs=4 Total laps=14 Full laps=7	2	2'00.156	33.728	33.598	22.248	30.582	225.1
1	3'09.394	1'24.576	42.139	24.403	38.276	214.2	3	1'59.580	33.488	33.371	22.110	30.611	224.7	
2	1'59.998	33.926	33.405	22.294	30.373	229.8	4	1'59.960	33.462	33.624	22.214	30.660	224.7	
3	2'03.847	33.652	36.388	22.250	31.557	211.1	5	1'59.484	33.555	33.332	22.110	30.487	225.3	
4	1'58.895	33.518	33.173	22.040	30.164	232.5	6	1'59.565	33.371	33.535	22.159	30.500	226.0	
5	2'06.041 P	33.982	33.999	22.752	35.308	216.9	7	2'05.287	38.102	34.265	22.245	30.675	225.1	
6	7'27.341	5'53.915	40.783	22.187	30.456	227.6	8	1'59.942	33.662	33.422	22.120	30.738	224.5	
7	1'58.780	33.482	33.133	21.946	30.219	230.0	9	1'59.549	33.494	33.399	22.087	30.569	227.2	
8	1'58.634	33.291	33.108	21.854	30.381	228.7	10	2'10.636 P	35.158	34.944	23.286	37.248	212.4	
9	1'58.772	33.335	33.086	21.907	30.444	226.4	11	6'42.186	5'16.000	33.563	22.036	30.587	229.4	
10	2'07.852 P	34.519	34.292	22.515	36.526	211.8	12	1'59.024	33.455	33.100	21.999	30.470	224.9	
11	7'33.101	5'54.549	38.886	22.412	37.254	167.1	13	1'59.184	33.517	33.196	22.015	30.456	225.0	
12	2'02.570 P	33.503	32.946	21.959	34.162	225.3	14	2'05.997 P	33.944	34.284	22.791	34.978	225.8	
13	3'13.518	1'47.902	33.194	21.920	30.502	225.5	15	4'43.222	3'17.207	33.498	22.036	30.481	226.1	
14	1'58.465	33.283	32.947	21.904	30.331	228.8	16	1'58.505	33.217	33.011	21.944	30.333	225.7	
							17	2'02.786	34.514	34.561	23.012	30.699	227.4	
7th	10	Alexis MASBOU SAXOPRINT RTG FRA					Runs=3 Total laps=15 Full laps=10	10th	5	Romano FENATI SKY Racing Team VR ITA				
1	2'53.584	1'16.383	40.868	25.402	30.931	228.8	1	2'49.497	1'18.571	36.403	23.427	31.096	223.0	
2	2'00.459	34.086	33.619	22.323	30.431	230.7	2	2'00.837	33.981	33.697	22.336	30.823	223.9	
3	2'00.478	33.826	33.742	22.322	30.588	227.2	3	2'09.105	34.463	40.081	24.182	30.379	229.5	
4	2'00.015	33.875	33.425	22.268	30.447	229.4	4	1'59.846	33.723	33.545	22.334	30.244	229.2	
5	2'15.466 P	34.117	36.833	28.489	36.027	224.4	5	1'59.711	33.525	33.463	22.316	30.407	228.6	
6	8'15.387	6'29.493	35.537	22.880	47.477	146.7	6	2'20.558 P	38.308	38.122	24.863	39.265	194.9	
7	1'58.861	33.494	33.029	22.179	30.159	236.4	7	6'04.417	4'21.650	34.141	22.344	46.282	135.3	
8	2'03.217	36.620	33.985	22.188	30.424	228.5	8	1'58.795	33.359	33.100	21.957	30.379	231.8	
9	2'04.704	33.837	38.335	22.233	30.299	231.2	9	2'08.144	33.903	39.501	22.507	32.233	217.7	
10	1'59.356	33.587	33.186	22.188	30.395	228.2	10	1'58.527	33.434	33.017	22.033	30.043	229.4	
11	2'05.176 P	33.678	33.657	22.591	35.250	227.6	11	1'58.515	33.175	33.037	21.980	30.323	225.2	
12	5'25.247	3'59.057	33.635	22.172	30.383	229.2	12	2'10.878 P	36.090	37.752	22.253	34.783	224.7	
13	1'58.473	33.396	32.854	21.908	30.315	230.4	13	5'09.781	3'38.252	34.600	25.393	31.536	220.6	
14	2'19.019	33.380	33.761	24.718	47.160		14	1'59.153	33.292	33.389	21.959	30.513	223.8	
15	2'14.196	34.488	33.958	34.448	31.302	226.7	15	2'07.587	37.846	36.138	21.998	31.605	214.9	
							16	2'00.977	34.246	33.806	22.461	30.464	230.9	
8th	7	Efren VAZQUEZ Leopard Racing SPA					Runs=3 Total laps=15 Full laps=10	11th	41	Brad BINDER Red Bull KTM Ajo RSA				
1	3'07.421	1'23.673	39.840	25.580	38.328	210.0	1	2'56.130	1'25.101	36.048	23.887	31.094	227.0	
2	2'00.765	33.813	33.724	22.484	30.744	233.6	2	1'59.559	33.713	33.492	22.192	30.162	231.2	
3	2'00.355	33.775	33.288	22.415	30.877	229.0	3	1'59.593	33.687	33.476	22.227	30.203	233.1	
4	1'59.601	33.729	33.379	22.133	30.360	231.4	4	1'58.579	33.256	33.031	22.006	30.286	229.8	
5	2'03.277	36.409	33.832	22.541	30.495	236.0	5	1'59.338	33.455	33.329	22.163	30.391	230.2	
6	2'07.106 P	34.133	33.849	22.415	36.709	228.5	6	2'19.267 P	45.439	35.023	22.472	36.333	229.3	
7	6'33.877	4'54.050	34.873	22.963	41.991	129.0	7	6'14.004	4'30.626	33.935	22.866	46.577	134.4	
8	1'59.613	33.740	33.387	22.069	30.417	228.7	8	1'59.160	33.696	33.164	22.219	30.081	234.1	
9	2'02.948	36.829	33.457	22.254	30.408	228.2	9	2'00.015	33.694	33.550	22.271	30.500	234.1	
10	1'58.538	33.449	33.068	21.975	30.046	234.2	10	2'20.608 P	43.432	36.681	23.850	36.645	226.5	
11	2'07.209 P	33.865	33.608	22.422	37.314	223.1	11	9'05.688	7'26.417	34.216	34.595	30.460	227.8	
12	6'49.364	5'01.366	39.262	23.756	44.980	121.9	12	1'59.201	33.350	33.591	22.169	30.091	236.4	
13	1'59.488	33.627	33.239	22.338	30.284	230.9	13	2'29.044	34.801	39.923	22.878	51.442		
14	2'33.392	39.679	36.026	29.828	47.859		14	1'59.121	33.355	33.335	22.067	30.364	226.5	
15	1'58.477	33.487	32.992	22.026	29.972	232.6								
9th	65	Philipp OETTL Schedl GP Racing GER					Runs=3 Total laps=17 Full laps=12	12th	84	Jakub KORNFEIL Drive M7 SIC CZE				
1	1'59.891	32.517	34.140	22.556	30.678	226.3	1	2'54.564	1'23.087	36.818	23.270	31.389	218.7	

Fastest Lap: Enea BASTIANINI Gresini Racing Team ITA **1'57.755** 33.132 32.752 21.771 30.100

These data/results cannot be reproduced, stored and/or transmitted in whole or in part by any manner of electronic, mechanical, photocopying, recording, broadcasting or otherwise now known or herein after developed without the previous express consent by the copyright owner, except for reproduction in daily press and regular printed publications on sale to the public within 60 days of the event related to those data/results and always provided that copyright symbol appears together as follows below.
© DORNA, 2015



Qualifying

Moto3

Lap	Lap Time	T1	T2	T3	T4	Speed	Lap	Lap Time	T1	T2	T3	T4	Speed		
2	1'59.703	33.733	33.502	22.245	30.223	234.7	9	1'59.222	33.582	33.102	21.909	30.629	226.2		
3	2'01.180	34.491	33.482	22.694	30.513	226.4	10	2'13.908	33.619	46.727	22.694	30.868	225.6		
4	1'59.188	33.567	33.283	21.997	30.341	235.3	11	2'08.193	P 33.865	33.969	23.006	37.353	217.1		
5	2'02.105	33.890	33.407	22.682	32.126	212.3	12	7'16.470	5'29.258	49.417	22.387	35.408	175.9		
6	2'06.061	P 34.145	33.940	22.276	35.700	227.1	13	1'59.160	33.663	32.968	21.947	30.582	234.1		
7	8'23.274	6'37.493	47.365	27.404	31.012	223.1	14	2'11.575	33.697	43.814	23.408	30.656	224.5		
8	1'59.540	33.695	33.289	22.191	30.365	234.4	15	1'58.968	33.497	33.041	21.908	30.522	225.8		
9	1'58.698	33.421	33.115	21.943	30.219	231.1	16th 63 Zulfahmi KHAIRUD Drive M7 SIC MAL								
10	2'19.902	P 45.615	34.846	22.461	36.980	221.8	Runs=3			Total laps=13			Full laps=8		
11	6'55.969	P 5'14.418	34.378	28.470	38.703	165.9	1	3'09.732	1'28.091	39.589	24.023	38.029	214.6		
12	2'20.645	50.700	33.914	24.652	31.379	217.9	2	1'59.722	33.752	33.386	22.462	30.122	231.1		
13	2'24.062	33.595	33.378	27.519	49.570		3	2'04.201	36.891	34.061	22.241	31.008	211.8		
14	1'59.320	33.564	33.244	22.093	30.419	228.5	4	1'58.978	33.276	33.145	22.361	30.196	230.1		
13th 98 Karel HANIKA Red Bull KTM Ajo CZE							5	2'06.481	P 34.473	33.832	22.497	35.679	229.2		
Runs=3			Total laps=14			Full laps=9			6	9'25.860	7'38.451	46.761	25.837	34.811	215.9
1	3'00.779	1'20.718	39.775	23.957	36.329	165.4	7	2'09.137	33.982	41.279	23.292	30.584	227.3		
2	2'07.078	35.010	34.282	22.397	35.389	158.0	8	2'00.292	33.932	33.468	22.452	30.440	226.5		
3	2'00.009	33.686	33.524	22.175	30.624	224.9	9	2'06.659	P 33.943	33.789	22.825	36.102	225.0		
4	1'59.963	33.667	33.387	22.090	30.819	225.9	10	7'21.462	5'37.136	45.526	22.804	35.996	161.5		
5	2'07.996	P 35.163	34.208	22.633	35.992	225.8	11	2'00.286	33.818	33.388	22.166	30.914	226.7		
6	8'09.190	6'25.052	33.877	22.688	47.573	114.5	12	2'23.847	47.464	40.413	22.912	33.058	212.2		
7	1'59.105	33.267	33.391	22.033	30.414	229.7	13	1'59.788	33.546	33.434	22.567	30.241	232.0		
8	2'05.989	34.050	37.849	23.009	31.081	225.2	17th 16 Andrea MIGNO SKY Racing Team VR ITA								
9	2'00.019	33.358	33.501	22.712	30.448	230.0	Runs=3			Total laps=14			Full laps=9		
10	2'04.047	P 33.277	33.066	22.007	35.697	223.8	1	3'07.058	1'28.488	38.213	24.047	36.310	193.3		
11	7'27.277	6'01.149	33.474	22.013	30.641	224.1	2	2'01.317	34.014	33.866	22.963	30.474	233.1		
12	1'58.733	33.337	32.946	21.973	30.477	225.2	3	2'01.713	34.554	33.850	22.538	30.771	231.7		
13	2'20.710	33.324	33.440	22.544	51.402		4	2'00.096	33.676	33.606	22.581	30.233	236.3		
14	1'59.678	33.383	33.230	21.885	31.180	227.3	5	2'01.217	34.281	33.748	22.432	30.756	229.7		
14th 17 John MCPHEE SAXOPRINT RTG GBR							6	2'08.453	P 34.459	34.059	22.458	37.477	231.3		
Runs=3			Total laps=12			Full laps=7			7	8'05.990	6'37.539	35.450	22.474	30.527	230.0
1	3'00.999	1'23.370	37.261	23.563	36.805	201.6	8	2'05.196	33.653	33.544	23.427	34.572	187.8		
2	2'00.460	34.015	33.568	22.416	30.461	226.7	9	1'59.020	33.448	33.299	22.058	30.215	236.7		
3	2'04.699	34.331	36.727	23.280	30.361	225.7	10	2'06.880	P 33.804	33.494	22.161	37.421	232.4		
4	2'17.869	P 33.822	42.014	25.577	36.456	222.6	11	7'12.648	5'41.762	34.452	24.193	32.241	222.5		
5	10'00.847	8'16.067	34.229	22.851	47.700	133.6	12	2'00.202	33.559	33.368	22.188	31.087	219.8		
6	1'59.811	33.615	33.355	22.636	30.205	230.8	13	2'31.009	38.849	36.697	23.557	51.906			
7	2'01.801	33.656	34.348	23.171	30.626	227.8	14	2'01.426	33.772	33.720	22.358	31.576	215.7		
8	2'20.022	P 42.677	35.013	26.401	35.931	225.8	18th 21 Francesco BAGNAI MAPFRE Team MAHI ITA								
9	8'45.156	7'12.984	34.174	23.764	34.234	201.1	Runs=3			Total laps=15			Full laps=10		
10	2'18.098	33.755	47.984	25.756	30.603	224.1	1	2'52.192	1'18.511	38.344	24.548	30.789	226.5		
11	2'31.147	39.503	36.922	22.914	51.808		2	2'00.140	33.848	33.407	22.276	30.609	226.4		
12	1'58.945	33.695	33.220	21.892	30.138	233.1	3	1'59.964	33.603	33.409	22.153	30.799	223.6		
15th 11 Livio LOI RW Racing GP BEL							4	2'00.602	34.574	33.251	22.139	30.638	227.6		
Runs=3			Total laps=15			Full laps=10			5	1'59.653	33.577	33.173	22.081	30.822	225.5
1	2'58.147	1'25.459	36.677	24.487	31.524	226.3	6	2'13.729	P 40.367	34.519	22.872	35.971	226.7		
2	2'01.761	34.615	33.862	22.756	30.528	230.1	7	6'10.616	4'43.496	33.541	22.249	31.330	208.7		
3	1'59.947	33.846	33.326	22.409	30.366	230.6	8	2'04.278	33.615	33.878	23.286	33.499	193.4		
4	1'59.807	33.978	33.270	22.292	30.267	232.2	9	2'07.906	41.098	33.563	22.665	30.580	228.0		
5	2'15.023	P 40.209	34.122	22.660	38.032	226.4	10	2'04.457	37.603	34.172	22.175	30.507	229.1		
6	5'26.112	3'58.882	34.154	22.369	30.707	225.1	11	2'04.433	P 33.700	33.519	22.212	35.002	223.2		
7	2'05.468	33.894	38.657	22.296	30.621	229.7	12	7'07.254	5'29.356	33.775	22.412	41.711	132.8		
8	1'59.509	33.631	33.105	22.265	30.508	227.3	13	2'07.489	34.000	40.744	22.307	30.438	234.4		

Fastest Lap: Enea BASTIANINI Gresini Racing Team ITA 1'57.755 33.132 32.752 21.771 30.100

These data/results cannot be reproduced, stored and/or transmitted in whole or in part by any manner of electronic, mechanical, photocopying, recording, broadcasting or otherwise now known or herein after developed without the previous express consent by the copyright owner, except for reproduction in daily press and regular printed publications on sale to the public within 60 days of the event related to those data/results and always provided that copyright symbol appears together as follows below.
© DORNA, 2015



Qualifying

Moto3

Lap	Lap Time	T1	T2	T3	T4	Speed	Lap	Lap Time	T1	T2	T3	T4	Speed				
14	2'00.337	33.642	37.828	22.324	30.543	229.3	22nd 29	Stefano MANZI					San Carlo Team Italia	ITA			
15	1'59.026	33.465	33.010	22.186	30.365	232.1		Runs=3	Total laps=16	Full laps=11							
19th 58								Juanfran GUEVARA						MAPFRE Team MAHI	SPA		
Runs=3								Total laps=15			Full laps=10						
1	2'55.377	1'12.506	43.255	26.462	33.154	207.6		1	2'49.828	1'06.391	44.318	27.435	31.684	220.9			
2	2'00.323	33.758	33.519	22.342	30.704	225.9		2	2'00.708	34.109	33.480	22.506	30.613	227.9			
3	2'00.448	33.861	33.590	22.430	30.567	227.1		3	2'05.837	34.139	37.981	23.321	30.396	229.9			
4	1'59.516	33.602	33.301	22.031	30.582	227.2		4	1'59.366	33.617	33.285	22.090	30.374	229.8			
5	1'59.679	33.422	33.358	22.323	30.576	228.6		5	1'59.652	33.578	33.440	22.223	30.411	230.4			
6	2'11.441	P 34.764	35.994	23.106	37.577	215.2		6	2'10.952	P 35.713	34.991	23.315	36.933	225.4			
7	6'42.878	4'55.042	40.283	25.720	41.833	126.8		7	5'26.875	3'49.856	38.592	25.258	33.169	192.8			
8	2'03.990	34.232	34.320	22.588	32.850	211.7		8	2'00.611	33.891	33.531	22.365	30.824	223.6			
9	1'59.104	33.571	33.075	21.900	30.558	225.6		9	2'00.796	34.036	33.671	22.231	30.858	223.8			
10	1'59.054	33.534	33.004	21.921	30.595	225.1		10	2'11.421	40.469	35.746	24.639	30.567	227.0			
11	2'08.947	P 34.031	35.850	22.732	36.334	226.0		11	1'59.513	33.578	33.381	22.110	30.444	227.1			
12	6'46.446	5'09.274	34.306	22.419	40.447	147.3		12	2'07.959	P 34.635	34.098	22.662	36.564	225.7			
13	2'03.384	33.912	34.295	22.187	32.990	196.9	13	5'53.024	4'16.770	34.253	22.395	39.606	144.5				
14	2'05.283	38.232	33.883	22.604	30.564	229.4	14	2'03.854	34.593	34.313	22.319	32.629	180.0				
15	2'00.161	33.961	33.429	22.157	30.614	227.6	15	2'05.110	35.676	36.260	22.276	30.898	223.5				
							23rd 81						Estrella Galicia 0,0	JPN			
							Runs=3			Total laps=15			Full laps=10				
20th 48							Lorenzo DALLA PO						Husqvarna Factory La	ITA			
Runs=3							Total laps=16			Full laps=11							
1	2'52.696	1'17.004	38.518	23.694	33.480	228.7	1	3'06.411	1'28.115	35.611	24.330	38.355	208.8				
2	2'00.988	34.065	33.888	22.245	30.790	227.3	2	2'01.757	33.888	33.799	22.975	31.095	227.4				
3	2'00.232	33.713	33.664	22.227	30.628	226.3	3	2'01.291	34.503	34.091	22.369	30.328	227.0				
4	1'59.652	33.618	33.394	22.137	30.503	227.5	4	2'00.979	33.759	34.043	22.497	30.680	230.6				
5	1'59.692	33.924	33.254	22.172	30.342	231.4	5	2'01.450	34.587	33.883	22.503	30.477	230.5				
6	2'11.319	P 37.999	34.625	22.693	36.002	224.2	6	2'09.114	P 34.049	34.059	22.683	38.323	218.8				
7	5'41.525	3'52.271	40.374	23.277	45.603	164.2	7	4'19.842	2'52.642	33.925	22.506	30.769	223.0				
8	1'59.610	33.943	33.284	22.109	30.274	233.1	8	2'00.432	34.359	33.360	22.218	30.495	225.6				
9	1'59.214	33.806	33.051	21.977	30.380	231.0	9	2'00.386	34.013	33.508	22.193	30.672	222.8				
10	2'00.648	33.784	33.805	22.508	30.551	227.6	10	2'11.167	P 34.944	36.055	22.896	37.272	221.4				
11	1'59.837	33.583	33.605	22.142	30.507	231.5	11	8'38.199	7'10.377	34.166	22.619	31.037	221.8				
12	2'06.567	P 35.324	33.462	22.540	35.241	228.8	12	2'00.415	34.011	33.384	22.562	30.458	232.8				
13	5'38.643	4'07.665	34.236	23.705	33.037	213.9	13	1'59.398	33.588	33.040	22.269	30.501	225.3				
14	2'08.037	33.589	33.113	23.703	37.632	179.9	14	2'13.423	37.086	38.308	22.745	35.284	175.4				
15	2'08.304	33.915	34.731	22.467	37.191	152.8	15	2'03.763	33.864	36.247	23.182	30.470	228.1				
16	1'59.413	33.407	33.306	22.313	30.387	229.6	24th 32						RBA Racing Team	SPA			
							Runs=3			Total laps=15			Full laps=10				
21st 76							Hiroki ONO						Leopard Racing	JPN			
Runs=3							Total laps=14			Full laps=9							
1	3'07.710	1'20.193	40.440	26.786	40.291	170.9	1	3'01.499	1'20.915	40.490	24.749	35.345	208.2				
2	2'00.544	34.082	33.476	22.460	30.526	235.0	2	2'09.031	34.063	35.748	27.404	31.816	220.0				
3	2'02.620	34.310	34.160	23.675	30.475	232.9	3	1'59.462	33.497	33.036	22.573	30.356	236.9				
4	1'59.382	33.700	33.195	22.375	30.112	237.6	4	2'00.066	33.497	33.684	22.303	30.582	233.8				
5	2'01.351	34.543	33.838	22.484	30.486	236.8	5	1'59.904	33.945	33.173	22.236	30.550	225.1				
6	2'07.414	P 34.085	33.927	22.473	36.929	236.7	6	2'06.905	P 34.318	33.943	22.635	36.009	221.1				
7	6'02.503	4'34.950	34.358	22.515	30.680	228.7	7	8'06.430	6'25.775	42.353	25.014	33.288	215.1				
8	2'01.193	34.208	33.908	22.616	30.461	231.3	8	2'00.185	33.534	33.529	22.188	30.934	222.1				
9	2'00.805	34.234	33.664	22.308	30.599	231.6	9	2'01.997	34.015	33.492	22.524	31.966	211.8				
10	2'07.720	P 34.375	33.455	22.492	37.398	226.2	10	2'00.150	33.664	33.436	22.058	30.992	221.6				
11	9'19.022	7'31.526	38.560	24.188	44.748	131.7	11	2'05.632	P 33.765	33.682	22.234	35.951	218.4				
12	2'00.422	33.832	33.373	22.547	30.670	229.8	12	5'14.794	3'28.830	37.620	24.290	44.054	133.3				
13	2'31.130	34.640	38.645	27.327	50.518	70.5	13	2'04.780	36.191	35.768	22.416	30.405	228.1				
14	1'59.236	33.593	33.261	22.240	30.142	233.0	14	2'04.966	34.704	37.374	22.132	30.756	220.4				
													33.853	33.298	21.996	30.577	223.6

Fastest Lap: Enea BASTIANINI Gresini Racing Team ITA **1'57.755** 33.132 32.752 21.771 30.100

These data/results cannot be reproduced, stored and/or transmitted in whole or in part by any manner of electronic, mechanical, photocopying, recording, broadcasting or otherwise now known or herein after developed without the previous express consent by the copyright owner, except for reproduction in daily press and regular printed publications on sale to the public within 60 days of the event related to those data/results and always provided that copyright symbol appears together as follows below.
© DORNA, 2015



Qualifying

Moto3

Lap	Lap Time	T1	T2	T3	T4	Speed	Lap	Lap Time	T1	T2	T3	T4	Speed
25th	95	Jules DANILLO Ongetta-Rivacold FRA					2	2'01.511	34.711	33.745	22.333	30.722	226.1
		Runs=3	Total laps=14	Full laps=9		3	2'01.432	33.834	34.338	22.541	30.719	224.4	
1	3'00.105	1'22.621	39.521	24.948	33.015	213.2	4	1'59.896	33.639	33.532	22.313	30.412	230.1
2	2'00.404	33.835	33.593	22.592	30.384	229.6	5	1'59.885	33.565	33.367	22.378	30.575	226.5
3	1'59.979	33.722	33.402	22.472	30.383	229.9	6	2'07.978 P	34.198	33.707	22.381	37.692	223.3
4	1'59.475	33.665	33.378	22.181	30.251	233.9	7	6'49.306	5'03.815	40.299	22.924	42.268	112.5
5	2'00.442	33.974	33.604	22.422	30.442	230.7	8	2'00.037	34.031	33.447	22.129	30.430	228.0
6	2'08.079 P	34.569	34.168	22.692	36.650	226.2	9	2'01.732	35.217	33.559	22.236	30.720	224.7
7	5'39.298	3'55.776	42.466	23.350	37.706	215.8	10	1'59.580	33.559	33.458	22.152	30.411	227.2
8	2'00.267	33.842	33.576	22.470	30.379	228.4	11	2'09.768 P	33.965	33.594	22.552	39.657	212.7
9	2'00.619	33.947	33.553	22.435	30.684	226.1	12	6'18.560	4'39.276	40.514	22.538	36.232	160.8
10	2'07.594 P	34.256	34.612	22.911	35.815	222.4	13	2'01.064	34.729	33.442	22.333	30.560	227.7
11	9'53.767	8'06.931	37.422	23.418	45.996	128.5	14	2'20.193	34.274	41.389	28.579	35.951	186.1
12	2'01.065	33.946	33.840	22.497	30.782	226.8	15	2'00.570	33.827	33.709	22.231	30.803	222.6
13	2'31.163	35.172	42.510	22.875	50.606								
14	1'59.733	33.620	33.176	22.656	30.281	232.9							
26th	40	Darryn BINDER Outox Reset Drink Te RSA					1	3'01.870	1'21.076	40.575	24.700	35.519	210.4
		Runs=4	Total laps=14	Full laps=8		2	2'08.657	34.069	35.546	27.092	31.950	222.3	
1	2'53.727	1'18.392	38.753	25.249	31.333	226.5	3	2'00.193	33.831	33.376	22.261	30.725	229.8
2	2'00.454	34.159	33.478	22.464	30.353	231.7	4	2'00.546	34.056	33.473	22.312	30.705	229.4
3	2'02.093	35.129	33.988	22.484	30.492	232.2	5	2'06.460 P	34.084	33.674	22.530	36.172	235.7
4	1'59.888	33.818	33.379	22.173	30.518	230.6	6	10'05.689	8'24.977	42.435	25.726	32.551	218.9
5	1'59.505	33.524	33.292	22.201	30.488	231.1	7	2'00.164	33.824	33.446	22.343	30.551	234.2
6	2'17.023 P	42.908	34.688	22.567	36.860	220.4	8	2'02.190	34.133	33.353	22.603	32.101	213.5
7	6'45.012	5'16.246	35.137	22.636	30.993	224.6	9	2'00.214	33.815	33.442	22.104	30.853	225.4
8	2'01.197	33.988	33.726	22.329	31.154	224.4	10	2'07.790 P	34.087	34.359	22.764	36.580	215.4
9	2'01.015	34.133	33.567	22.309	31.006	224.6	11	4'57.227	3'26.742	37.401	22.537	30.547	230.8
10	2'07.608 P	34.109	33.806	22.462	37.231	216.1	12	1'59.855	33.667	33.011	22.199	30.978	223.4
11	8'15.298 P	6'30.862	41.867	24.170	38.399	219.7	13	2'15.164	35.204	39.398	23.214	37.348	183.4
12	2'29.860	56.483	40.102	22.504	30.771	228.5	14	1'59.624	33.697	33.371	21.968	30.588	229.9
13	2'02.974	33.937	34.015	22.441	32.581	189.9							
14	1'59.983	33.753	33.279	22.121	30.830	224.9							
27th	6	Maria HERRERA Husqvarna Factory La SPA					1	2'49.671	1'12.865	42.317	23.553	30.936	224.5
		Runs=3	Total laps=16	Full laps=11		2	2'00.793	33.963	33.690	22.362	30.778	225.1	
1	3'01.071	1'21.849	38.946	23.798	36.478	174.8	3	2'10.492	33.947	39.030	26.870	30.645	228.7
2	2'00.253	34.192	33.554	22.364	30.143	233.8	4	2'00.564	33.812	33.701	22.394	30.657	226.4
3	2'00.341	34.135	33.595	22.259	30.352	229.2	5	2'00.562	33.809	33.730	22.200	30.823	226.1
4	1'59.659	33.758	33.412	22.233	30.256	229.1	6	2'20.436 P	39.087	35.650	28.330	37.369	212.1
5	2'02.091	34.229	34.431	22.841	30.590	229.9	7	8'09.723	6'38.127	34.655	25.059	31.882	217.2
6	2'06.323 P	33.981	33.788	22.559	35.995	228.9	8	2'01.730	34.222	33.896	22.493	31.119	222.9
7	5'36.441	3'47.897	40.693	30.916	36.935	214.7	9	2'01.210	34.173	33.805	22.349	30.883	224.9
8	1'59.668	33.995	33.383	22.124	30.166	233.3	10	2'11.039 P	36.442	34.987	23.072	36.538	215.4
9	1'59.563	33.777	33.316	22.137	30.333	231.0	11	6'37.419	4'53.200	43.832	22.597	37.790	167.1
10	1'59.773	33.500	33.538	22.150	30.585	225.1	12	1'59.683	33.755	33.382	22.019	30.527	226.9
11	2'00.279	33.851	33.660	22.042	30.726	224.8	13	2'23.580	40.234	42.559	24.379	36.408	150.3
12	2'06.996 P	34.504	34.026	22.489	35.977	220.8	14	2'00.005	33.697	33.250	22.615	30.443	231.1
13	5'38.332	4'07.358	34.358	25.637	30.979	225.5							
14	2'10.146	33.538	33.496	27.942	35.170	211.8							
15	1'59.635	33.626	33.168	22.362	30.479	228.7							
16	2'08.449	41.288	34.108	22.293	30.760	224.9							
31st	2	Remy GARDNER CIP AUS					1	2'56.541	1'24.952	36.282	24.299	31.008	225.7
		Runs=3	Total laps=15	Full laps=10		2	2'04.068	36.209	34.599	22.538	30.722	225.3	
1	2'56.541	1'24.952	36.282	24.299	31.008	225.7	3	2'05.626	35.425	36.074	23.334	30.793	221.6
2	2'04.068	36.209	34.599	22.538	30.722	225.3	4	2'01.382	33.897	33.692	22.156	31.637	216.0
3	2'05.626	35.425	36.074	23.334	30.793	221.6	5	2'02.226	35.057	34.328	22.187	30.654	226.7
4	2'01.382	33.897	33.692	22.156	31.637	216.0							
5	2'02.226	35.057	34.328	22.187	30.654	226.7							
28th	24	Tatsuki SUZUKI CIP JPN					1	2'52.255	1'10.511	43.945	24.592	33.207	208.1
		Runs=3	Total laps=15	Full laps=10									

Fastest Lap: Enea BASTIANINI Gresini Racing Team ITA **1'57.755** 33.132 32.752 21.771 30.100

These data/results cannot be reproduced, stored and/or transmitted in whole or in part by any manner of electronic, mechanical, photocopying, recording, broadcasting or otherwise now known or herein after developed without the previous express consent by the copyright owner, except for reproduction in daily press and regular printed publications on sale to the public within 60 days of the event related to those data/results and always provided that copyright symbol appears together as follows below.
© DORNA, 2015



Qualifying

Moto3

Lap	Lap Time		T1	T2	T3	T4	Speed	Lap	Lap Time	T1	T2	T3	T4	Speed
6	2'10.455	P	33.955	33.471	22.295	40.734	184.7	8	5'25.767	3'58.512	34.089	22.448	30.718	227.5
7	6'28.301		4'41.916	39.880	25.422	41.083	139.0	9	2'01.290	34.294	33.764	22.370	30.862	226.8
8	2'01.054		34.297	33.704	22.079	30.974	221.2	10	2'00.791	33.934	33.657	22.334	30.866	223.7
9	2'03.570		33.979	33.662	22.229	33.700	181.2	11	2'02.629	33.902	33.709	22.616	32.402	204.0
10	2'00.043		33.838	33.488	21.986	30.731	223.5	12	2'02.165	34.705	33.793	22.376	31.291	219.4
11	2'08.081	P	33.744	33.984	23.164	37.189	222.3	13	2'02.243	34.315	33.961	22.707	31.260	221.6
12	6'30.009		4'58.594	37.980	22.751	30.684	228.1	14	2'02.138	34.416	33.974	22.476	31.272	223.5
13	2'05.989		33.437	33.109	22.239	37.204	180.9	15	2'02.314	34.786	34.004	22.469	31.055	222.7
14	2'08.017		34.628	35.526	22.411	35.452	223.6	16	2'02.027	34.239	33.984	22.448	31.356	222.4
15	1'59.940		34.095	33.367	21.818	30.660	224.3	17	2'16.485	34.296	33.981	22.924	45.284	74.5
								18	2'00.938	34.002	33.722	22.400	30.814	229.1

32nd 96 Manuel PAGLIANI San Carlo Team Italia ITA
Runs=3 Total laps=15 Full laps=10

1	2'07.751		39.098	34.713	22.739	31.201	218.7
2	2'00.947		34.066	33.577	22.373	30.931	219.3
3	2'00.644		33.855	33.446	22.331	31.012	218.1
4	2'00.708		33.767	33.558	22.401	30.982	218.5
5	2'01.670		33.874	33.938	22.408	31.450	217.6
6	2'07.708	P	34.304	34.497	22.862	36.045	219.2
7	5'39.109		4'10.581	34.866	22.830	30.832	221.9
8	1'59.959		33.608	33.472	22.221	30.658	223.7
9	2'00.465		33.755	33.420	22.353	30.937	224.9
10	2'01.014		34.226	33.520	22.385	30.883	226.8
11	2'07.885	P	34.201	33.782	22.588	37.314	218.4
12	8'41.898		7'06.562	39.952	23.400	31.984	221.6
13	2'01.771		33.956	34.258	22.630	30.927	225.0
14	2'39.513		34.884	43.812	29.294	51.523	147.4
15	2'00.706		33.933	33.668	22.322	30.783	221.6

35th 22 Ana CARRASCO RBA Racing Team SPA
Runs=3 Total laps=14 Full laps=9

1	3'02.146		1'21.371	41.004	25.257	34.514	210.9
2	2'05.900		34.498	34.749	25.185	31.468	221.8
3	2'01.948		34.333	33.861	22.706	31.048	223.6
4	2'01.794		34.242	33.927	22.849	30.776	228.1
5	2'01.932		34.227	33.977	22.756	30.972	226.4
6	2'09.157	P	34.521	34.254	23.507	36.875	226.9
7	8'00.402		6'19.950	41.808	25.132	33.512	196.7
8	2'02.709		34.420	34.027	22.951	31.311	222.7
9	2'02.133		34.264	34.112	22.721	31.036	224.9
10	2'01.854		34.256	34.057	22.707	30.834	227.4
11	2'07.110	P	34.238	34.004	22.671	36.197	222.7
12	6'45.632		4'31.965	1'06.673	34.578	32.416	219.7
13	2'22.547		34.410	41.982	25.848	40.307	152.7
14	2'02.359		34.342	33.955	23.340	30.722	230.4

33rd 37 Davide PIZZOLI Husqvarna Factory La ITA
Runs=3 Total laps=15 Full laps=10

1	2'53.886		1'17.305	39.705	25.787	31.089	229.4
2	2'03.042		34.686	34.616	22.857	30.883	225.3
3	2'01.073		34.073	33.678	22.501	30.821	225.0
4	2'00.790		34.004	33.807	22.218	30.761	226.4
5	2'01.068		34.066	33.919	22.286	30.797	227.4
6	2'13.513	P	34.975	35.185	24.295	39.058	208.6
7	5'34.962		3'44.142	39.545	23.074	48.201	139.2
8	2'00.898		34.055	33.732	22.365	30.746	226.8
9	2'01.795		34.020	34.070	22.541	31.164	224.2
10	2'00.853		34.053	33.701	22.224	30.875	225.2
11	2'09.751	P	33.893	34.097	23.081	38.680	204.2
12	7'30.350		5'59.486	34.063	22.811	33.990	212.5
13	2'00.096		33.680	33.184	22.463	30.769	224.3
14	2'00.287		33.746	33.505	22.127	30.909	221.1
15	2'04.402		33.707	37.447	22.272	30.976	222.3

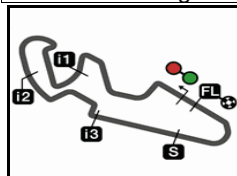
34th 89 Khairul Idham PAWI Honda Team Asia MAL
Runs=2 Total laps=18 Full laps=15

1	2'08.487		37.343	34.973	23.006	33.165	217.8
2	2'03.669		34.616	34.406	23.071	31.576	221.8
3	2'03.035		34.485	34.229	22.728	31.593	219.4
4	2'02.844		34.711	34.315	22.578	31.240	221.4
5	2'40.009		36.713	44.331	27.268	51.697	136.4
6	2'17.731		38.811	40.857	26.946	31.117	225.5
7	2'08.978	P	34.936	34.621	23.149	36.272	220.5

Fastest Lap: Enea BASTIANINI Gresini Racing Team ITA 1'57.755 33.132 32.752 21.771 30.100

These data/results cannot be reproduced, stored and/or transmitted in whole or in part by any manner of electronic, mechanical, photocopying, recording, broadcasting or otherwise now known or herein after developed without the previous express consent by the copyright owner, except for reproduction in daily press and regular printed publications on sale to the public within 60 days of the event related to those data/results and always provided that copyright symbol appears together as follows below.
© DORNA, 2015





5078 m.

GRAN PREMIO MOVISTAR DE ARAGÓN

Provisional Starting Grid

Race : 20 laps = 101.56 km



1	3 1'57.956 52 Danny KENT Honda	2 1'57.955 44 Miguel OLIVEIRA KTM	1 1'57.755 33 Enea BASTIANINI Honda
2	6 1'58.465 23 Niccolò ANTONELLI Honda	5 1'58.444 9 Jorge NAVARRO Honda	4 1'58.412 88 Jorge MARTIN Mahindra
3	9 1'58.505 65 Philipp OETTL KTM	8 1'58.477 7 Efren VAZQUEZ Honda	7 1'58.473 10 Alexis MASBOU Honda
4	12 1'58.698 84 Jakub KORNFEIL KTM	11 1'58.579 41 Brad BINDER KTM	10 1'58.515 5 Romano FENATI KTM
5	15 1'58.968 11 Livio LOI Honda	14 1'58.945 17 John MCPHEE Honda	13 1'58.733 98 Karel HANIKA KTM
6	18 1'59.026 21 Francesco BAGNAIA Mahindra	17 1'59.020 16 Andrea MIGNO KTM	16 1'58.978 63 Zulfahmi KHAIRUDDIN KTM
7	21 1'59.236 76 Hiroki ONO Honda	20 1'59.214 48 Lorenzo DALLA PORTA Husqvarna	19 1'59.054 58 Juanfran GUEVARA Mahindra
8	24 1'59.462 32 Isaac VIÑALES KTM	23 1'59.398 81 Sena YAMADA Honda	22 1'59.366 29 Stefano MANZI Mahindra

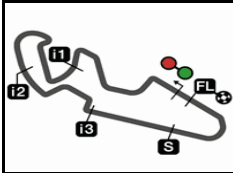
The results are provisional until the end of the limit for protest and appeals and until the ratification of the Event Management Committee.

Time limit for protest expires 60' at the latest after publication of the results - Mr. Time:

These data/results cannot be reproduced, stored and/or transmitted in whole or in part by any manner of electronic, mechanical, photocopying, recording, broadcasting or otherwise now known or herein after developed without the previous express consent by the copyright owner, except for reproduction in daily press and regular printed publications on sale to the public within 60 days of the event related to those data/results and always provided that copyright symbol appears together as follows below.

© DORNA, 2015





5078 m.

GRAN PREMIO MOVISTAR DE ARAGÓN

Provisional Starting Grid

Race : 20 laps = 101.56 km

9	27 1'59.563 6 Maria HERRERA Husqvarna	26 1'59.505 40 Darryn BINDER Mahindra	25 1'59.475 95 Jules DANILO Honda
10	30 1'59.683 19 Alessandro TONUCCI Mahindra	29 1'59.624 91 Gabriel RODRIGO KTM	28 1'59.580 24 Tatsuki SUZUKI Mahindra
11	33 2'00.096 37 Davide PIZZOLI Husqvarna	32 1'59.959 96 Manuel PAGLIANI Mahindra	31 1'59.940 2 Remy GARDNER Mahindra
12		35 2'01.794 22 Ana CARRASCO KTM	34 2'00.791 89 Khairul Idham PAWI Honda

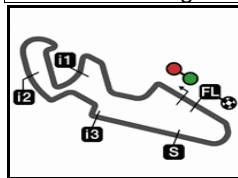
The results are provisional until the end of the limit for protest and appeals and until the ratification of the Event Management Committee.

Time limit for protest expires 60' at the latest after publication of the results - Mr. Time:

These data/results cannot be reproduced, stored and/or transmitted in whole or in part by any manner of electronic, mechanical, photocopying, recording, broadcasting or otherwise now known or herein after developed without the previous express consent by the copyright owner, except for reproduction in daily press and regular printed publications on sale to the public within 60 days of the event related to those data/results and always provided that copyright symbol appears together as follows below.

© DORNA, 2015





5078 m.

GRAN PREMIO MOVISTAR DE ARAGÓN

After the Qualifying

Event Best Maximum Speed



Rider	Nation Team	Motorcycle	Km/h	
76 Hiroki ONO	JPN Leopard Racing	HONDA	239.7	Free Practice Nr. 3
41 Brad BINDER	RSA Red Bull KTM Ajo	KTM	238.1	Free Practice Nr. 3
16 Andrea MIGNO	ITA SKY Racing Team VR46	KTM	237.9	Free Practice Nr. 3
7 Efen VAZQUEZ	SPA Leopard Racing	HONDA	237.9	Free Practice Nr. 3
23 Niccolò ANTONELLI	ITA Ongetta-Rivacold	HONDA	237.6	Free Practice Nr. 3
48 Lorenzo DALLA PORTA	ITA Husqvarna Factory Laglisse	HUSQVARNA	237.2	Free Practice Nr. 3
91 Gabriel RODRIGO	ARG RBA Racing Team	KTM	237.1	Free Practice Nr. 3
32 Isaac VIÑALES	SPA RBA Racing Team	KTM	236.9	Qualifying
33 Enea BASTIANINI	ITA Gresini Racing Team Moto3	HONDA	236.9	Qualifying
55 Andrea LOCATELLI	ITA Gresini Racing Team Moto3	HONDA	236.9	Free Practice Nr. 2
5 Romano FENATI	ITA SKY Racing Team VR46	KTM	236.8	Free Practice Nr. 2
52 Danny KENT	GBR Leopard Racing	HONDA	236.8	Qualifying
10 Alexis MASBOU	FRA SAXOPRINT RTG	HONDA	236.4	Qualifying
84 Jakub KORNFEIL	CZE Drive M7 SIC	KTM	236.4	Free Practice Nr. 3
65 Philipp OETTL	GER Schedl GP Racing	KTM	236.0	Free Practice Nr. 2
6 Maria HERRERA	SPA Husqvarna Factory Laglisse	HUSQVARNA	235.5	Free Practice Nr. 3
44 Miguel OLIVEIRA	POR Red Bull KTM Ajo	KTM	235.5	Free Practice Nr. 3
21 Francesco BAGNAIA	ITA MAPFRE Team MAHINDRA	MAHINDRA	234.9	Free Practice Nr. 3
17 John MCPHEE	GBR SAXOPRINT RTG	HONDA	234.8	Free Practice Nr. 2
98 Karel HANIKA	CZE Red Bull KTM Ajo	KTM	234.7	Free Practice Nr. 3
11 Livio LOI	BEL RW Racing GP	HONDA	234.6	Free Practice Nr. 3
63 Zulfahmi KHAIRUDDIN	MAL Drive M7 SIC	KTM	234.5	Free Practice Nr. 3
95 Jules DANILO	FRA Ongetta-Rivacold	HONDA	233.9	Qualifying
9 Jorge NAVARRO	SPA Estrella Galicia 0,0	HONDA	233.7	Free Practice Nr. 2
81 Sena YAMADA	JPN Estrella Galicia 0,0	HONDA	233.6	Free Practice Nr. 3
40 Darryn BINDER	RSA Outox Reset Drink Team	MAHINDRA	232.2	Qualifying
19 Alessandro TONUCCI	ITA Outox Reset Drink Team	MAHINDRA	232.0	Free Practice Nr. 3
2 Remy GARDNER	AUS CIP	MAHINDRA	231.5	Free Practice Nr. 3
29 Stefano MANZI	ITA San Carlo Team Italia	MAHINDRA	231.5	Free Practice Nr. 3
88 Jorge MARTIN	SPA MAPFRE Team MAHINDRA	MAHINDRA	231.3	Qualifying
89 Khairul Idham PAWI	MAL Honda Team Asia	HONDA	231.3	Free Practice Nr. 2
37 Davide PIZZOLI	ITA Husqvarna Factory Laglisse	HUSQVARNA	231.0	Free Practice Nr. 1
58 Juanfran GUEVARA	SPA MAPFRE Team MAHINDRA	MAHINDRA	231.0	Free Practice Nr. 3
22 Ana CARRASCO	SPA RBA Racing Team	KTM	230.4	Qualifying
96 Manuel PAGLIANI	ITA San Carlo Team Italia	MAHINDRA	230.4	Free Practice Nr. 3
24 Tatsuki SUZUKI	JPN CIP	MAHINDRA	230.2	Free Practice Nr. 3

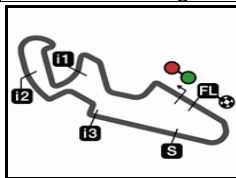
These data/results cannot be reproduced, stored and/or transmitted in whole or in part by any manner of electronic, mechanical, photocopying, recording, broadcasting or otherwise now known or herein after developed without the previous express consent by the copyright owner, except for reproduction in daily press and regular printed publications on sale to the public within 60 days of the event related to those data/results and always provided that copyright symbol appears together as follows below.

© DORNA, 2015

Official MotoGP Timing by TISSOT
www.motogp.com



Alcañiz, Saturday, September 26, 2015



5078 m.

GRAN PREMIO MOVISTAR DE ARAGÓN

Qualifying

Best Partial Times

Moto3

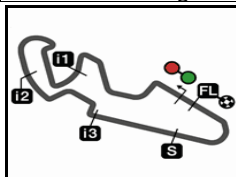
IT Ideal Lap Time, sum of the best partial times

BT Best Lap Time

T1		T2		T3		T4				IT	BT	
Pos	Rider	Time	Rider	Time	Rider	Time	Rider	Time	Pos	Rider	IT	BT
1	E.BASTIANINI	33.132	E.BASTIANINI	32.752	J.MARTIN	21.751	E.VAZQUEZ	29.972	1	E.BASTIANINI	1'57.755	1'57.755 (1)
2	M.OLIVEIRA	33.134	M.OLIVEIRA	32.796	E.BASTIANINI	21.771	J.NAVARRO	29.989	2	M.OLIVEIRA	1'57.757	1'57.955 (2)
3	R.FENATI	33.175	D.KENT	32.834	J.NAVARRO	21.797	M.OLIVEIRA	30.000	3	J.NAVARRO	1'57.854	1'58.444 (5)
4	D.KENT	33.184	A.MASBOU	32.854	R.GARDNER	21.818	R.FENATI	30.043	4	D.KENT	1'57.956	1'57.956 (3)
5	J.NAVARRO	33.193	J.NAVARRO	32.875	M.OLIVEIRA	21.827	D.KENT	30.072	5	J.MARTIN	1'58.168	1'58.412 (4)
6	P.OETTL	33.217	N.ANTONELLI	32.946	N.ANTONELLI	21.854	B.BINDER	30.081	6	R.FENATI	1'58.192	1'58.515 (10)
7	J.MARTIN	33.223	K.HANIKA	32.946	D.KENT	21.866	E.BASTIANINI	30.100	7	N.ANTONELLI	1'58.247	1'58.465 (6)
8	B.BINDER	33.256	L.LOI	32.968	K.HANIKA	21.885	H.ONO	30.112	8	A.MASBOU	1'58.301	1'58.473 (7)
9	K.HANIKA	33.267	E.VAZQUEZ	32.992	J.MCPHEE	21.892	Z.KHAIRUDDIN	30.122	9	B.BINDER	1'58.374	1'58.579 (11)
10	Z.KHAIRUDDIN	33.276	J.GUEVARA	33.004	J.GUEVARA	21.900	J.MCPHEE	30.138	10	E.VAZQUEZ	1'58.388	1'58.477 (8)
11	N.ANTONELLI	33.283	F.BAGNAIA	33.010	A.MASBOU	21.908	M.HERRERA	30.143	11	P.OETTL	1'58.505	1'58.505 (9)
12	A.MASBOU	33.380	P.OETTL	33.011	L.LOI	21.908	J.MARTIN	30.151	12	K.HANIKA	1'58.512	1'58.733 (13)
13	L.DALLA PORTA	33.407	G.RODRIGO	33.011	J.KORNFEIL	21.943	A.MASBOU	30.159	13	L.LOI	1'58.640	1'58.968 (15)
14	J.KORNFEIL	33.421	R.FENATI	33.017	P.OETTL	21.944	N.ANTONELLI	30.164	14	J.KORNFEIL	1'58.698	1'58.698 (12)
15	J.GUEVARA	33.422	B.BINDER	33.031	R.FENATI	21.957	A.MIGNO	30.215	15	L.DALLA PORTA	1'58.709	1'59.214 (20)
16	R.GARDNER	33.437	I.VIÑALES	33.036	G.RODRIGO	21.968	J.KORNFEIL	30.219	15	Z.KHAIRUDDIN	1'58.709	1'58.978 (16)
17	A.MIGNO	33.448	S.YAMADA	33.040	E.VAZQUEZ	21.975	J.DANILO	30.251	17	M.HERRERA	1'58.853	1'59.563 (27)
18	E.VAZQUEZ	33.449	J.MARTIN	33.043	L.DALLA PORTA	21.977	L.LOI	30.267	18	J.MCPHEE	1'58.865	1'58.945 (14)
19	F.BAGNAIA	33.465	L.DALLA PORTA	33.051	I.VIÑALES	21.996	L.DALLA PORTA	30.274	19	J.GUEVARA	1'58.884	1'59.054 (19)
20	L.LOI	33.497	R.GARDNER	33.109	B.BINDER	22.006	S.YAMADA	30.328	20	I.VIÑALES	1'58.885	1'59.462 (24)
21	I.VIÑALES	33.497	J.KORNFEIL	33.115	S.MANZI	22.009	P.OETTL	30.333	21	F.BAGNAIA	1'58.921	1'59.026 (18)
22	M.HERRERA	33.500	Z.KHAIRUDDIN	33.145	A.TONUCCI	22.019	D.BINDER	30.353	22	R.GARDNER	1'59.018	1'59.940 (31)
23	D.BINDER	33.524	M.HERRERA	33.168	M.HERRERA	22.042	I.VIÑALES	30.356	23	A.MIGNO	1'59.020	1'59.020 (17)
24	T.SUZUKI	33.559	J.DANILO	33.176	A.MIGNO	22.058	F.BAGNAIA	30.365	24	H.ONO	1'59.140	1'59.236 (21)

These data/results cannot be reproduced, stored and/or transmitted in whole or in part by any manner of electronic, mechanical, photocopying, recording, broadcasting or otherwise now known or herein after developed without the previous express consent by the copyright owner, except for reproduction in daily press and regular printed publications on sale to the public within 60 days of the event related to those data/results and always provided that copyright symbol appears together as follows below.
© DORNA, 2015





5078 m.

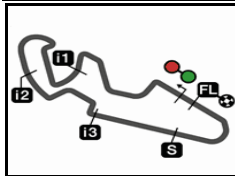
GRAN PREMIO MOVISTAR DE ARAGÓN**Qualifying****Best Partial Times****Moto3***IT* Ideal Lap Time, sum of the best partial times*BT* Best Lap Time

<i>T1</i>		<i>T2</i>		<i>T3</i>		<i>T4</i>				<i>IT</i>	<i>BT</i>	
<i>Pos</i>	<i>Rider</i>	<i>Time</i>	<i>Rider</i>	<i>Time</i>	<i>Rider</i>	<i>Time</i>	<i>Rider</i>	<i>Time</i>	<i>Pos</i>	<i>Rider</i>		
25	S.MANZI	33.578	D.PIZZOLI	33.184	F.BAGNAIA	22.081	S.MANZI	30.374	25	S.YAMADA	1'59.149	1'59.398 (23)
26	S.YAMADA	33.588	H.ONO	33.195	D.BINDER	22.121	T.SUZUKI	30.411	26	G.RODRIGO	1'59.193	1'59.624 (29)
27	H.ONO	33.593	J.MCPHEE	33.220	D.PIZZOLI	22.127	K.HANIKA	30.414	27	J.DANILO	1'59.228	1'59.475 (25)
28	M.PAGLIANI	33.608	A.TONUCCI	33.250	T.SUZUKI	22.129	A.TONUCCI	30.443	28	S.MANZI	1'59.246	1'59.366 (22)
29	J.MCPHEE	33.615	D.BINDER	33.279	Z.KHAIRUDDIN	22.166	G.RODRIGO	30.547	29	D.BINDER	1'59.277	1'59.505 (26)
30	J.DANILO	33.620	S.MANZI	33.285	J.DANILO	22.181	J.GUEVARA	30.558	30	A.TONUCCI	1'59.409	1'59.683 (30)
31	G.RODRIGO	33.667	A.MIGNO	33.299	S.YAMADA	22.193	R.GARDNER	30.654	31	T.SUZUKI	1'59.466	1'59.580 (28)
32	D.PIZZOLI	33.680	T.SUZUKI	33.367	M.PAGLIANI	22.221	M.PAGLIANI	30.658	32	D.PIZZOLI	1'59.737	2'00.096 (33)
33	A.TONUCCI	33.697	M.PAGLIANI	33.420	H.ONO	22.240	K.PAWI	30.718	33	M.PAGLIANI	1'59.907	1'59.959 (32)
34	K.PAWI	33.902	K.PAWI	33.657	K.PAWI	22.334	A.CARRASCO	30.722	34	K.PAWI	2'00.611	2'00.791 (34)
35	A.CARRASCO	34.227	A.CARRASCO	33.861	A.CARRASCO	22.671	D.PIZZOLI	30.746	35	A.CARRASCO	2'01.481	2'01.794 (35)

These data/results cannot be reproduced, stored and/or transmitted in whole or in part by any manner of electronic, mechanical, photocopying, recording, broadcasting or otherwise now known or herein after developed without the previous express consent by the copyright owner, except for reproduction in daily press and regular printed publications on sale to the public within 60 days of the event related to those data/results and always provided that copyright symbol appears together as follows below.
© DORNA, 2015

Official MotoGP Timing by **TISSOT**
www.motogp.com






5078 m.

GRAN PREMIO MOVISTAR DE ARAGÓN

Qualifying

Fastest Laps Sequence

<i>Practice Time</i>	 <i>Rider</i>	<i>Nation</i>	<i>Motorcycle</i>	<i>Time</i>	<i>Km/h</i>	<i>Rider's Lap</i>
4'00.047	65 Philipp OETTL	GER	KTM	2'00.156	152.1	2
4'52.332	21 Francesco BAGNAIA	ITA	MAHINDRA	2'00.140	152.1	2
4'52.368	88 Jorge MARTIN	SPA	MAHINDRA	1'59.674	152.7	2
4'54.419	33 Enea BASTIANINI	ITA	HONDA	1'59.345	153.1	2
6'58.729	44 Miguel OLIVEIRA	POR	KTM	1'59.211	153.3	3
7'05.071	9 Jorge NAVARRO	SPA	HONDA	1'58.682	154.0	3
8'53.861	41 Brad BINDER	RSA	KTM	1'58.579	154.1	4
11'02.539	9 Jorge NAVARRO	SPA	HONDA	1'58.526	154.2	5
21'31.633	44 Miguel OLIVEIRA	POR	KTM	1'58.430	154.3	8
23'29.695	44 Miguel OLIVEIRA	POR	KTM	1'58.062	154.8	9
27'29.398	44 Miguel OLIVEIRA	POR	KTM	1'57.955	154.9	11
40'43.754	33 Enea BASTIANINI	ITA	HONDA	1'57.755	155.2	13

These data/results cannot be reproduced, stored and/or transmitted in whole or in part by any manner of electronic, mechanical, photocopying, recording, broadcasting or otherwise now known or herein after developed without the previous express consent by the copyright owner, except for reproduction in daily press and regular printed publications on sale to the public within 60 days of the event related to those data/results and always provided that copyright symbol appears together as follows below.

© DORNA, 2015

Official MotoGP Timing by TISSOT
www.motogp.com



Alcañiz, Saturday, September 26, 2015