


4727 m.

G.P. MONSTER ENERGY DE CATALUNYA

Free Practice Nr. 2

Classification

6

	Rider	Nation	Team	Motorcycle	Time	Lap	Total	Gap	Top Speed
1	11 Sandro CORTESE	GER	Dynavolt Intact GP	KALEX	1'47.127	10	19		285.7
2	5 Johann ZARCO	FRA	Ajo Motorsport	KALEX	1'47.144	20	21	0.017 0.017	274.4
3	40 Alex RINS	SPA	Paginas Amarillas HP 40	KALEX	1'47.266	16	20	0.139 0.122	279.2
4	22 Sam LOWES	GBR	Speed Up Racing	SPEED UP	1'47.281	5	15	0.154 0.015	276.1
5	12 Thomas LUTHI	SWI	Derendinger Racing Interwetten	KALEX	1'47.347	13	15	0.220 0.066	280.9
6	1 Tito RABAT	SPA	EG 0,0 Marc VDS	KALEX	1'47.370	25	25	0.243 0.023	279.2
7	39 Luis SALOM	SPA	Paginas Amarillas HP 40	KALEX	1'47.420	18	21	0.293 0.050	279.7
8	3 Simone CORSI	ITA	Athinà Forward Racing	KALEX	1'47.447	4	19	0.320 0.027	276.0
9	19 Xavier SIMEON	BEL	Federal Oil Gresini Moto2	KALEX	1'47.513	17	19	0.386 0.066	280.5
10	94 Jonas FOLGER	GER	AGR Team	KALEX	1'47.600	10	16	0.473 0.087	277.3
11	25 Azlan SHAH	MAL	IDEMITSU Honda Team Asia	KALEX	1'47.675	16	20	0.548 0.075	278.5
12	21 Franco MORBIDELLI	ITA	Italtrans Racing Team	KALEX	1'47.684	10	18	0.557 0.009	276.5
13	60 Julian SIMON	SPA	QMMF Racing Team	SPEED UP	1'47.739	14	20	0.612 0.055	281.0
14	73 Alex MARQUEZ	SPA	EG 0,0 Marc VDS	KALEX	1'47.750	5	20	0.623 0.011	278.4
15	36 Mika KALLIO	FIN	Italtrans Racing Team	KALEX	1'47.830	4	20	0.703 0.080	281.3
16	7 Lorenzo BALDASSARRI	ITA	Athinà Forward Racing	KALEX	1'47.857	13	20	0.730 0.027	276.4
17	55 Hafizh SYAHRIN	MAL	Petronas Raceline Malaysia	KALEX	1'48.000	3	19	0.873 0.143	277.5
18	49 Axel PONS	SPA	AGR Team	KALEX	1'48.017	3	18	0.890 0.017	276.3
19	23 Marcel SCHROTTER	GER	Tech 3	TECH 3	1'48.252	4	18	1.125 0.235	277.1
20	4 Randy KRUMMENACHER	SWI	JIR Racing Team	KALEX	1'48.341	10	12	1.214 0.089	271.0
21	88 Ricard CARDUS	SPA	Tech 3	TECH 3	1'48.375	3	21	1.248 0.034	277.7
22	30 Takaaki NAKAGAMI	JPN	IDEMITSU Honda Team Asia	KALEX	1'48.465	3	20	1.338 0.090	280.3
23	15 Ratthapark WILAIROT	THA	JPMoto Malaysia	SUTER	1'48.561	3	17	1.434 0.096	274.3
24	10 Thitipong WAROKORN	THA	APH PTT The Pizza SAG	KALEX	1'48.776	19	19	1.649 0.215	277.8
25	57 Edgar PONS	SPA	Paginas Amarillas HP 40	KALEX	1'48.844	18	22	1.717 0.068	275.5
26	77 Dominique AEGERTER	SWI	Technomag Racing Interwetten	KALEX	1'48.844	11	18	1.717	277.5
27	95 Anthony WEST	AUS	QMMF Racing Team	SPEED UP	1'48.914	3	19	1.787 0.070	277.6
28	70 Robin MULHAUSER	SWI	Technomag Racing Interwetten	KALEX	1'49.086	17	18	1.959 0.172	280.3
29	96 Louis ROSSI	FRA	Tasca Racing Scuderia Moto2	TECH 3	1'49.395	19	19	2.268 0.309	280.0
30	93 Ramdan ROSLI	MAL	Petronas AHM Malaysia	KALEX	1'49.433	12	20	2.306 0.038	280.1
31	2 Jesko RAFFIN	SWI	sports-millions-EMWE-SAG	KALEX	1'49.538	9	22	2.411 0.105	277.6
32	66 Florian ALT	GER	E-Motion IodaRacing Team	SUTER	1'49.683	12	18	2.556 0.145	275.7

Practice condition: Dry

Air: 29°

Humidity: 45%

Ground: 46°

Fastest Lap:	Lap: 10	Sandro CORTESE	1'47.127	158.8 Km/h
Circuit Record Lap:	2012	Thomas LUTHI	1'46.631	159.5 Km/h
Circuit Best Lap:	2012	Marc MARQUEZ	1'46.187	160.2 Km/h

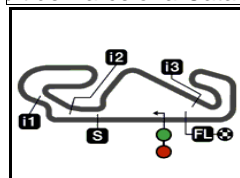
The results are provisional until the end of the limit for protest and appeals.

Time limit for protest expires 30' after publication of the results - Mr. Time:

These data/results cannot be reproduced, stored and/or transmitted in whole or in part by any manner of electronic, mechanical, photocopying, recording, broadcasting or otherwise now known or herein after developed without the previous express consent by the copyright owner, except for reproduction in daily press and regular printed publications on sale to the public within 60 days of the event related to those data/results and always provided that copyright symbol appears together as follows below.

© DORNA, 2015






4727 m.

G.P. MONSTER ENERGY DE CATALUNYA

Free Practice Nr. 2

Combined Free Practice Times

7

		Rider	Nation	Team	MOTORCYCLE	FP1	FP2	Gap
1	5	J.ZARCO	FRA	Ajo Motorsport	KALEX	1'46.941	13 1'47.144	20
2	11	S.CORTESE	GER	Dynavolt Intact GP	KALEX	1'47.997	17 1'47.127	10 0.186 0.186
3	22	S.LOWES	GBR	Speed Up Racing	SPEED UP	1'47.189	13 1'47.281	5 0.248 0.062
4	94	J.FOLGER	GER	AGR Team	KALEX	1'47.190	14 1'47.600	10 0.249 0.001
5	1	T.RABAT	SPA	EG 0,0 Marc VDS	KALEX	1'47.196	23 1'47.370	25 0.255 0.006
6	49	A.PONS	SPA	AGR Team	KALEX	1'47.230	18 1'48.017	3 0.289 0.034
7	40	A.RINS	SPA	Paginas Amarillas HP 40	KALEX	1'47.948	19 1'47.266	16 0.325 0.036
8	77	D.AEGERTER	SWI	Technomag Racing Interwetten	KALEX	1'47.283	19 1'48.844	11 0.342 0.017
9	12	T.LUTHI	SWI	Derendinger Racing Interwetten	KALEX	1'47.343	16 1'47.347	13 0.402 0.060
10	39	L.SALOM	SPA	Paginas Amarillas HP 40	KALEX	1'48.205	18 1'47.420	18 0.479 0.077
11	30	T.NAKAGAMI	JPN	IDEMITSU Honda Team Asia	KALEX	1'47.426	18 1'48.465	3 0.485 0.006
12	3	S.CORSI	ITA	Athinà Forward Racing	KALEX	1'48.000	3 1'47.447	4 0.506 0.021
13	7	L.BALDASSARRI	ITA	Athinà Forward Racing	KALEX	1'47.491	14 1'47.857	13 0.550 0.044
14	19	X.SIMEON	BEL	Federal Oil Gresini Moto2	KALEX	1'47.525	18 1'47.513	17 0.572 0.022
15	25	A.SHAH	MAL	IDEMITSU Honda Team Asia	KALEX	1'47.989	20 1'47.675	16 0.734 0.162
16	21	F.MORBIDELLI	ITA	Italtrans Racing Team	KALEX	1'47.867	6 1'47.684	10 0.743 0.009
17	60	J.SIMON	SPA	QMMF Racing Team	SPEED UP	1'47.958	15 1'47.739	14 0.798 0.055
18	73	A.MARQUEZ	SPA	EG 0,0 Marc VDS	KALEX	1'48.237	19 1'47.750	5 0.809 0.011
19	36	M.KALLIO	FIN	Italtrans Racing Team	KALEX	1'48.483	5 1'47.830	4 0.889 0.080
20	88	R.CARDUS	SPA	Tech 3	TECH 3	1'47.900	18 1'48.375	3 0.959 0.070
21	55	H.SYHRIN	MAL	Petronas Raceline Malaysia	KALEX	1'48.519	4 1'48.000	3 1.059 0.100
22	95	A.WEST	AUS	QMMF Racing Team	SPEED UP	1'48.220	3 1'48.914	3 1.279 0.220
23	23	M.SCHROTTER	GER	Tech 3	TECH 3	1'48.726	6 1'48.252	4 1.311 0.032
24	4	R.KRUMMENACH	SWI	JIR Racing Team	KALEX	1'48.515	4 1'48.341	10 1.400 0.089
25	96	L.ROSSI	FRA	Tasca Racing Scuderia Moto2	TECH 3	1'48.429	18 1'49.395	19 1.488 0.088
26	57	E.PONS	SPA	Paginas Amarillas HP 40	KALEX	1'48.464	11 1'48.844	18 1.523 0.035
27	15	R.WILAIROT	THA	JPMoto Malaysia	SUTER	1'48.741	19 1'48.561	3 1.620 0.097
28	10	T.WAROKORN	THA	APH PTT The Pizza SAG	KALEX	1'49.360	20 1'48.776	19 1.835 0.215
29	70	R.MULHAUSER	SWI	Technomag Racing Interwetten	KALEX	1'48.810	14 1'49.086	17 1.869 0.034
30	93	R.ROSLI	MAL	Petronas AHM Malaysia	KALEX	1'51.007	6 1'49.433	12 2.492 0.623
31	2	J.RAFFIN	SWI	sports-millions-EMWE-SAG	KALEX	1'50.179	4 1'49.538	9 2.597 0.105
32	66	F.ALT	GER	E-Motion IodaRacing Team	SUTER	1'49.992	6 1'49.683	12 2.742 0.145

Pole Position Record:	2012	Marc MARQUEZ	1'46.187	160.2 Km/h
Circuit Record Lap:	2012	Thomas LUTHI	1'46.631	159.5 Km/h
Circuit Best Lap:	2012	Marc MARQUEZ	1'46.187	160.2 Km/h

The results are provisional until the end of the limit for protest and appeals.

Time limit for protest expires 60' after publication of the results - Mr. Time:

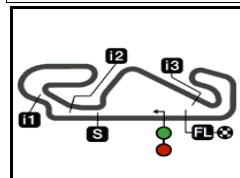
These data/results cannot be reproduced, stored and/or transmitted in whole or in part by any manner of electronic, mechanical, photocopying, recording, broadcasting or otherwise now known or herein after developed without the previous express consent by the copyright owner, except for reproduction in daily press and regular printed publications on sale to the public within 60 days of the event related to those data/results and always provided that copyright symbol appears together as follows below.

© DORNA, 2015

Official MotoGP Timing by TISSOT
www.motogp.com

Barcelona, Friday, June 12, 2015





4727 m.

G.P. MONSTER ENERGY DE CATALUNYA

Free Practice Nr. 2

Top Speed & Average

8

Rider	Nation	Motorcycle	Top 5 speeds					Average	Top
11 Sandro CORTESE	GER	KALEX	285.7	283.0	282.4	281.9	281.7	282.9	285.7
36 Mika KALLIO	FIN	KALEX	281.3	279.0	277.2	276.1	276.1	277.9	281.3
60 Julian SIMON	SPA	SPEED UP	281.0	279.2	279.2	278.4	277.9	279.1	281.0
12 Thomas LUTHI	SWI	KALEX	280.9	280.5	280.3	279.2	278.9	280.0	280.9
19 Xavier SIMEON	BEL	KALEX	280.5	278.2	277.9	277.9	277.2	278.3	280.5
30 Takaaki NAKAGAMI	JPN	KALEX	280.3	277.3	276.7	276.5	275.5	277.3	280.3
70 Robin MULHAUSER	SWI	KALEX	280.3	276.4	276.0	274.6	274.1	276.3	280.3
93 Ramdan ROSLI	MAL	KALEX	280.1	276.9	276.6	276.4	275.5	277.1	280.1
96 Louis ROSSI	FRA	TECH 3	280.0	277.6	276.6	275.7	275.2	277.0	280.0
39 Luis SALOM	SPA	KALEX	279.7	278.5	277.9	277.9	277.7	278.3	279.7
1 Tito RABAT	SPA	KALEX	279.2	279.0	277.6	277.0	276.5	277.9	279.2
40 Alex RINS	SPA	KALEX	279.2	277.9	277.3	276.9	276.7	277.6	279.2
25 Azlan SHAH	MAL	KALEX	278.5	277.7	277.3	276.9	276.5	277.4	278.5
73 Alex MARQUEZ	SPA	KALEX	278.4	277.8	277.7	277.3	276.0	277.2	278.4
10 Thitipong WAROKORN	THA	KALEX	277.8	275.1	273.0	272.9	271.6	274.1	277.8
88 Ricard CARDUS	SPA	TECH 3	277.7	277.4	277.0	275.5	275.5	276.6	277.7
2 Jesko RAFFIN	SWI	KALEX	277.6	277.1	275.9	274.3	274.3	275.8	277.6
95 Anthony WEST	AUS	SPEED UP	277.6	276.9	276.8	274.2	274.1	275.9	277.6
55 Hafizh SYAHRIN	MAL	KALEX	277.5	276.1	275.3	275.2	273.0	275.4	277.5
77 Dominique AEGERTER	SWI	KALEX	277.5	277.4	277.1	276.9	275.7	276.9	277.5
94 Jonas FOLGER	GER	KALEX	277.3	275.1	274.8	274.8	274.7	275.3	277.3
23 Marcel SCHROTTER	GER	TECH 3	277.1	275.4	274.5	274.5	274.3	275.2	277.1
21 Franco MORBIDELLI	ITA	KALEX	276.5	276.4	276.1	275.8	272.9	275.5	276.5
7 Lorenzo BALDASSARRI	ITA	KALEX	276.4	275.1	274.8	274.4	274.3	274.9	276.4
49 Axel PONS	SPA	KALEX	276.3	274.4	274.1	273.5	270.6	273.8	276.3
22 Sam LOWES	GBR	SPEED UP	276.1	275.7	275.4	275.4	275.1	275.5	276.1
3 Simone CORSI	ITA	KALEX	276.0	274.5	274.2	273.2	272.6	274.1	276.0
66 Florian ALT	GER	SUTER	275.7	272.8	272.5	271.1	271.0	272.6	275.7
57 Edgar PONS	SPA	KALEX	275.5	274.6	274.3	273.9	273.1	274.3	275.5
5 Johann ZARCO	FRA	KALEX	274.4	274.4	274.4	273.9	273.8	274.2	274.4
15 Ratthapark WILAIROT	THA	SUTER	274.3	273.2	272.7	272.1	271.9	272.8	274.3
4 Randy KRUMMENACHER	SWI	KALEX	271.0	269.3	268.7	267.4	266.5	268.6	271.0

These data/results cannot be reproduced, stored and/or transmitted in whole or in part by any manner of electronic, mechanical, photocopying, recording, broadcasting or otherwise now known or herein after developed without the previous express consent by the copyright owner, except for reproduction in daily press and regular printed publications on sale to the public within 60 days of the event related to those data/results and always provided that copyright symbol appears together as follows below.

© DORNA, 2015

Official MotoGP Timing by TISSOT
www.motogp.com



Barcelona, Friday, June 12, 2015

Free Practice Nr. 2

Moto2

Lap	Lap Time	T1	T2	T3	T4	Speed	Lap	Lap Time	T1	T2	T3	T4	Speed	
6th	1	Tito RABAT					EG 0,0 Marc VDS SPA	10	1'48.171	19.086	33.221	21.956	33.908	270.4
		Runs=1	Total laps=25	Full laps=24			11	1'48.243	19.067	33.271	22.026	33.879	269.6	
1	3'04.096	1'32.688	34.543	22.596	34.269	187.4	12	1'48.485	19.168	33.248	22.126	33.943	267.9	
2	1'48.706	19.145	33.437	22.246	33.878	279.0	13	1'48.399	19.086	33.231	22.068	34.014	268.1	
3	1'47.842	19.076	33.166	22.027	33.573	275.1	14	1'53.364	19.958	37.312	22.095	33.999	269.9	
4	1'47.805	19.106	32.968	21.998	33.733	274.5	15	1'48.179	19.034	33.054	22.075	34.016	270.0	
5	1'47.714	19.006	33.031	21.938	33.739	275.0	16	1'48.086	19.011	33.167	21.973	33.935	270.6	
6	1'47.733	19.065	33.044	21.937	33.687	273.7	17	1'56.164 P	19.144	36.881	22.812	37.327	271.8	
7	1'47.856	19.007	33.012	22.013	33.824	272.8	18	5'59.519	4'28.478	34.153	22.420	34.468	184.5	
8	1'47.752	19.124	33.012	21.957	33.659	273.0	19	1'48.963	19.219	33.522	22.196	34.026	271.0	
9	1'47.575	19.128	32.901	21.993	33.553	273.6	9th	19	Xavier SIMEON					Federal Oil Gresini Mo BEL
10	1'47.501	19.047	32.927	21.898	33.629	273.2			Runs=3	Total laps=19	Full laps=14			
11	1'47.810	19.032	33.072	21.919	33.787	272.4	1	2'16.472	43.034	35.528	22.853	35.057	160.7	
12	1'47.949	19.091	32.960	21.991	33.907	271.7	2	1'52.126			22.325	34.106	280.5	
13	1'49.930	19.175	34.563	22.266	33.926	271.4	3	1'48.271	19.114	33.183	22.179	33.795	278.2	
14	1'47.951	19.070	33.074	21.992	33.815	273.7	4	1'53.053	18.963	33.236	23.004	37.850	277.2	
15	1'47.643	18.986	33.012	21.781	33.864	273.4	5	1'48.726	19.040	33.385	22.211	34.090	275.3	
16	1'47.583	18.966	33.035	21.915	33.667	274.7	6	1'48.064	18.985	33.169	22.026	33.884	274.2	
17	1'47.526	19.030	32.912	21.888	33.696	275.1	7	1'52.249 P	19.336	35.241	23.023	34.649	276.2	
18	1'47.660	18.991	32.985	21.968	33.716	276.5	8	8'22.771	6'50.579	34.876	22.616	34.700	149.7	
19	1'47.864	19.106	33.018	21.961	33.779	275.2	9	1'48.758	19.407	33.331	22.070	33.950	266.6	
20	1'47.904	18.969	33.098	21.989	33.848	273.9	10	1'48.318	19.058	33.153	22.096	34.011	270.1	
21	1'47.674	18.922	33.026	21.895	33.831	274.0	11	1'48.384	19.128	33.196	22.060	34.000	271.5	
22	1'47.850	19.061	33.008	22.003	33.778	273.9	12	1'49.966	19.077	33.306	22.105	35.478	272.8	
23	1'47.651	18.919	33.000	21.869	33.863	277.0	13	1'48.534	19.175	33.187	22.072	34.100	272.5	
24	1'47.942	18.904	32.926	21.950	34.162	277.6	14	1'53.476 P	19.834	35.607	22.696	35.339	270.4	
25	1'47.370	18.763	32.983	21.858	33.766	279.2	15	6'34.788	5'04.170	34.388	22.328	33.902	152.1	
7th	39	Luis SALOM					Paginas Amarillas HP SPA	16	1'47.526	18.953	32.940	22.020	33.613	273.6
		Runs=3	Total laps=21	Full laps=16			17	1'47.513	18.949	32.827	21.934	33.803	275.7	
1	2'11.284	38.204	36.106	22.835	34.139	183.3	18	1'47.757	18.899	32.942	22.080	33.836	277.9	
2	1'48.388	19.119	33.573	22.060	33.636	279.7	19	1'47.898	18.855	33.042	22.081	33.920	277.9	
3	1'47.842	19.060	33.289	21.977	33.516	277.9	10th	94	Jonas FOLGER					AGR Team GER
4	1'48.007	18.934	33.211	22.064	33.798	276.3			Runs=4	Total laps=16	Full laps=9			
5	1'48.329	19.182	33.286	21.965	33.896	276.9	1	2'01.440	28.134	34.997	23.368	34.941	153.2	
6	1'54.315 P	19.978	35.411	22.581	36.345	276.4	2	2'03.421 P	19.342	33.841	29.458	40.780	274.8	
7	5'51.579	4'16.444	36.961	22.655	35.519	196.0	3	5'53.045	4'19.144	34.132	22.507	37.262	183.6	
8	1'49.681	19.490	33.695	22.504	33.992	269.7	4	1'48.288	19.288	33.169	21.990	33.841	275.1	
9	1'49.019	19.226	33.530	22.163	34.100	271.9	5	1'48.121	19.151	33.178	22.052	33.740	277.3	
10	1'48.903	19.325	33.421	22.182	33.975	270.9	6	1'48.062	19.202	33.117	21.908	33.835	270.6	
11	1'48.786	19.201	33.504	22.064	34.017	273.2	7	1'50.232 P	19.395	33.558	22.510	34.769	271.2	
12	1'53.494 P	19.180	34.614	24.233	35.467	274.9	8	9'12.495	7'35.590	39.877	22.780	34.248	159.9	
13	5'45.744	4'13.290	35.678	22.375	34.401	184.7	9	1'47.994	19.330	33.149	21.839	33.676	269.5	
14	1'53.222	19.098	35.425	24.742	33.957	272.5	10	1'47.600	19.199	32.894	21.917	33.590	272.3	
15	1'49.228	19.064	33.112	22.054	34.998	274.7	11	1'47.693	19.181	32.964	21.818	33.730	272.5	
16	1'47.428	19.083	32.922	21.823	33.600	277.7	12	1'58.772 P	21.758	37.812	22.463	36.739	271.9	
17	1'47.542	19.046	33.036	21.868	33.592	278.5	13	6'46.298	5'00.984	38.483	22.383	44.448	182.6	
18	1'47.420	18.937	33.118	21.790	33.575	277.0	14	1'55.482	19.380	33.381	23.160	39.561	274.6	
19	1'48.017	18.918	32.993	21.962	34.144	277.9	15	1'51.155	19.178	33.185	23.847	34.945	274.7	
20	1'48.217	19.466	33.007	21.980	33.764	272.5	16	1'48.375	19.087	33.234	22.023	34.031	274.8	
21	1'48.180	18.891	33.367	21.990	33.932	277.5	11th	25	Azlan SHAH					IDEMITSU Honda Tea MAL
8th	3	Simone CORSI					Athinà Forward Racin ITA			Runs=3	Total laps=20	Full laps=15		
		Runs=3	Total laps=19	Full laps=14			1	2'04.558	30.678	36.224	22.999	34.657	191.6	
1	2'10.632	38.071	35.452	22.599	34.510	191.8	2	1'49.174	19.151	33.379	22.552	34.092	277.3	
2	1'49.894	19.326	34.194	22.567	33.807	273.2	3	1'52.790	19.207	37.303	22.340	33.940	275.7	
3	1'48.138	19.185	33.334	22.033	33.586	274.5	4	1'47.887	18.918	33.138	22.078	33.753	278.5	
4	1'47.447	18.944	33.009	21.921	33.573	276.0	5	1'48.218	19.017	33.178	22.047	33.976	276.5	
5	1'48.699	19.104	33.644	22.161	33.790	274.2	6	2'22.441	19.171	1'05.020	23.610	34.640	272.5	
6	1'47.902	18.960	33.056	22.071	33.815	272.6	7	1'57.230 P	22.777	35.119	22.506	36.828	272.7	
7	1'55.193 P	19.599	35.924	22.820	36.850	271.0	8	6'17.616	4'38.975	34.658	23.556	40.427	191.3	
8	8'48.051	7'18.150	33.680	22.169	34.052	189.2	9	1'48.723	19.243	33.310	22.082	34.088	271.0	
9	1'48.206	19.126	33.103	22.025	33.952	270.0								

Fastest Lap: Sandro CORTESE Dynavolt Intact GP GER **1'47.127** 19.168 32.826 21.781 33.352

These data/results cannot be reproduced, stored and/or transmitted in whole or in part by any manner of electronic, mechanical, photocopying, recording, broadcasting or otherwise now known or herein after developed without the previous express consent by the copyright owner, except for reproduction in daily press and regular printed publications on sale to the public within 60 days of the event related to those data/results and always provided that copyright symbol appears together as follows below.
© DORNA, 2015



Free Practice Nr. 2

Moto2

Lap	Lap Time	T1	T2	T3	T4	Speed	Lap	Lap Time	T1	T2	T3	T4	Speed
10	1'48.567	19.177	33.261	22.067	34.062	271.5	6	1'48.076	19.048	33.174	21.941	33.913	275.0
11	1'49.504	19.075	33.749	22.298	34.382	273.7	7	1'48.268	19.100	33.136	22.103	33.929	272.7
12	1'50.161 P	19.694	33.758	22.288	34.421	269.7	8	1'48.331	19.178	33.055	22.089	34.009	273.0
13	6'27.390	4'56.647	34.266	22.188	34.289	129.0	9	1'48.417	19.105	33.084	21.934	34.294	272.8
14	1'48.024	19.021	33.078	22.056	33.869	274.6	10	1'48.113	19.109	33.089	22.059	33.856	272.3
15	1'48.092	19.009	32.904	21.998	34.181	274.2	11	1'49.085 P	19.157	33.387	22.106	34.435	276.0
16	1'47.675	18.950	32.943	21.935	33.847	275.2	12	11'52.282	10'20.654	34.958	22.301	34.369	181.0
17	1'48.325	18.903	33.146	22.109	34.167	274.1	13	1'47.898	19.174	32.967	22.024	33.733	275.2
18	1'48.429	18.990	33.236	22.057	34.146	276.9	14	1'48.250	18.952	32.993	22.348	33.957	276.0
19	1'52.619	19.495	35.504	22.860	34.760	275.0	15	1'48.019	18.971	32.981	21.859	34.208	274.2
20	1'48.425	18.958	33.353	22.011	34.103	277.7	16	1'48.037	19.115	32.947	22.022	33.953	273.2

12th 21 Franco MORBIDELL Italtrans Racing Team ITA
Runs=3 Total laps=18 Full laps=12

1	2'25.299	52.827	34.627	23.098	34.747	117.1
2	1'49.910	19.489	33.674	22.482	34.265	276.4
3	1'48.932	19.176	33.448	22.206	34.102	276.1
4	1'50.354	19.173	33.262	23.047	34.872	275.8
5	1'48.525	19.055	33.122	22.205	34.143	276.5
6	1'52.523 P	19.307	35.764	22.822	34.630	272.6
7	7'21.515	5'51.146	33.890	22.334	34.145	172.9
8	1'48.770	19.300	33.175	22.327	33.968	269.7
9	1'47.807	19.163	32.933	21.935	33.776	270.8
10	1'47.684	19.038	32.946	21.950	33.750	272.9
11	1'54.754 P	19.145	35.333	22.872	37.404	271.1
12	6'48.676	5'18.544	33.932	22.277	33.923	171.2
13	1'48.478	19.047	33.149	22.191	34.091	272.7
14	1'48.318	19.076	33.227	22.018	33.997	272.4
15	1'48.511	19.074	33.077	22.167	34.193	270.6
16	1'56.616	19.115	37.935	22.415	37.151	270.2
17	1'48.716	19.108	33.331	22.186	34.091	271.2
18	2'04.251 P	19.097	33.291	22.253	49.610	271.4

13th 60 Julian SIMON QMMF Racing Team SPA
Runs=3 Total laps=20 Full laps=15

1	2'25.842	49.844	35.265	25.049	35.684	178.0
2	1'49.571	19.361	33.570	22.424	34.216	279.2
3	1'49.205	19.205	33.415	22.234	34.351	279.2
4	1'50.524	19.014	33.305	23.343	34.862	277.9
5	1'48.465	19.006	33.359	22.101	33.999	276.7
6	1'54.852 P	18.978	36.050	23.036	36.788	276.1
7	6'32.249	5'01.115	34.497	22.423	34.214	145.0
8	1'48.072	19.221	33.207	21.932	33.712	271.4
9	1'47.945	19.175	33.120	21.937	33.713	270.2
10	1'47.807	18.997	33.044	21.932	33.834	272.5
11	1'59.529	21.096	37.453	26.306	34.674	253.1
12	1'51.687	19.086	33.240	22.119	37.242	277.0
13	1'47.828	19.069	33.185	21.927	33.647	275.2
14	1'47.739	19.001	33.093	21.876	33.769	276.3
15	1'51.490 P	19.083	33.189	21.927	37.291	278.4
16	6'03.259	4'33.209	33.863	22.145	34.042	161.4
17	1'57.684	19.009	36.708	25.539	36.428	273.4
18	1'48.144	19.039	33.220	21.941	33.944	277.4
19	1'48.128	18.912	33.275	21.942	33.999	281.0
20	1'48.013	18.944	33.253	21.972	33.844	276.9

14th 73 Alex MARQUEZ EG 0,0 Marc VDS SPA
Runs=2 Total laps=20 Full laps=17

1	1'56.897	23.528	35.265	23.130	34.974	183.0
2	1'48.800	19.194	33.416	22.231	33.959	277.8
3	1'48.301	19.104	33.331	22.035	33.831	277.7
4	1'48.297	19.207	33.028	22.057	34.005	275.5
5	1'47.750	19.029	33.028	21.966	33.727	274.0

15th 36 Mika KALLIO Italtrans Racing Team FIN
Runs=3 Total laps=20 Full laps=15

1	2'18.687	45.661	35.365	22.996	34.665	154.4
2	1'48.656	19.165	33.468	22.170	33.853	279.0
3	1'47.997	19.006	33.226	22.036	33.729	281.3
4	1'47.830	18.940	33.136	21.974	33.780	277.2
5	1'48.063	19.018	33.046	22.138	33.861	276.1
6	1'48.288	19.005	33.275	22.038	33.970	275.9
7	1'49.350	19.396	33.574	22.258	34.122	276.0
8	1'48.772	19.132	33.313	22.217	34.110	273.0
9	1'51.403 P	19.188	34.266	23.349	34.600	269.2
10	10'15.401	8'43.360	34.413	22.701	34.927	150.2
11	1'48.225	19.231	33.154	21.936	33.904	270.4
12	1'48.092	19.009	33.137	22.042	33.904	271.6
13	1'48.262	19.012	33.240	21.923	34.087	272.5
14	1'48.658	19.021	33.290	22.218	34.129	272.1
15	1'48.582	19.025	33.240	22.100	34.217	272.7
16	1'57.619 P	19.464	38.557	25.161	34.437	270.8
17	2'25.718	47.337	34.649	23.878	39.854	168.9
18	1'53.585	19.219	34.920	23.324	36.122	270.8
19	1'48.840	18.983	33.392	22.121	34.344	276.1
20	1'48.493	18.946	33.251	22.166	34.130	275.7

16th 7 Lorenzo BALDASSA Athina Forward Racin ITA
Runs=4 Total laps=20 Full laps=14

1	2'14.101	39.419	35.092	22.857	36.733	176.6
2	1'50.173	19.524	33.708	22.337	34.604	274.3
3	1'48.840	19.270	33.282	22.230	34.058	274.4
4	1'48.583	19.121	33.145	22.367	33.950	274.3
5	1'48.615	19.175	33.192	22.210	34.038	272.3
6	1'48.806	19.206	33.315	22.249	34.036	271.6
7	1'50.444	19.579	34.172	22.366	34.327	270.3
8	1'52.870 P	19.177	34.260	22.813	36.620	269.3
9	4'41.889 P	3'05.801	36.343	23.821	35.924	154.8
10	7'40.282	6'01.848	39.495	24.178	34.761	160.6
11	1'48.575	19.376	33.143	22.138	33.918	269.8
12	1'47.888	19.096	32.888	22.060	33.844	269.8
13	1'47.857	19.127	32.887	22.026	33.817	270.0
14	1'48.065	19.085	33.041	22.117	33.822	270.3
15	1'48.096	19.090	33.053	22.071	33.882	270.4
16	2'08.942 P	20.466	43.552	25.595	39.329	269.0
17	2'18.974	47.970	34.033	22.473	34.498	160.0
18	1'48.792	19.186	33.153	22.130	34.323	275.1
19	1'48.809	19.086	33.567	22.146	34.010	276.4
20	1'48.521	19.020	33.253	22.227	34.021	274.8

Fastest Lap: Sandro CORTESE Dynavolt Intact GP GER 1'47.127 19.168 32.826 21.781 33.352

These data/results cannot be reproduced, stored and/or transmitted in whole or in part by any manner of electronic, mechanical, photocopying, recording, broadcasting or otherwise now known or herein after developed without the previous express consent by the copyright owner, except for reproduction in daily press and regular printed publications on sale to the public within 60 days of the event related to those data/results and always provided that copyright symbol appears together as follows below.
© DORNA, 2015



Free Practice Nr. 2

Moto2

Lap	Lap Time	T1	T2	T3	T4	Speed	Lap	Lap Time	T1	T2	T3	T4	Speed	
17th	55	Hafizh SYAHRIN Petronas Raceline Mal MAL						20th	4	Randy KRUMMENA JIR Racing Team SWI				
		Runs=3	Total laps=19	Full laps=14					Runs=2	Total laps=12	Full laps=8			
1	2'16.532	43.550	35.410	22.822	34.750	165.4	1	3'03.884	1'30.973	35.036	23.126	34.749	154.6	
2	1'49.220	19.619	33.564	22.272	33.765	276.1	2	1'49.255	19.445	33.529	22.292	33.989	269.3	
3	1'48.000	19.175	32.986	22.005	33.834	275.2	3	1'49.097	19.351	33.364	22.271	34.111	271.0	
4	1'48.392	19.268	33.194	22.088	33.842	277.5	4	1'49.887	19.294	33.468	22.342	34.783	268.7	
5	1'57.255	19.617	36.787	24.099	36.752	272.3	5	1'52.799	19.443	33.637	24.985	34.734	266.0	
6	1'48.051	19.208	33.135	21.995	33.713	272.1	6	1'50.254	19.539	33.753	22.502	34.460	265.5	
7	1'53.970 P	19.162	33.907	25.300	35.601	271.2	7	1'52.374 P	19.491	33.722	22.494	36.667	266.2	
8	7'27.697	5'46.454	40.178	24.326	36.739	139.9	8	5'47.304	4'12.010	35.883	23.810	35.601	116.9	
9	1'48.656	19.377	33.270	22.131	33.878	267.6	9	1'48.970	19.679	33.323	22.154	33.814	262.1	
10	1'48.735	19.211	33.317	22.125	34.082	270.7	10	1'48.341	19.443	33.014	22.112	33.772	265.8	
11	1'55.426 P	20.804	36.113	22.708	35.801	252.9	11	1'48.479	19.441	33.091	22.081	33.866	267.4	
12	5'49.719	4'11.041	36.313	25.606	36.759	173.0	12	2'40.894 P	19.345	33.056	27.612	1'20.881	266.5	
13	1'48.077	19.238	33.050	22.131	33.658	273.0	21st 88 Ricard CARDUS Tech 3 SPA							
14	1'48.355	19.351	33.002	22.106	33.896	271.6			Runs=3	Total laps=21	Full laps=16			
15	1'48.136	19.323	33.043	22.015	33.755	275.3	1	2'19.532	47.181	34.965	23.023	34.363	185.9	
16	1'48.321	19.186	33.101	22.024	34.010	269.2	2	1'49.491	19.427	33.865	22.174	34.025	277.0	
17	1'48.419	19.327	33.182	21.965	33.945	269.4	3	1'48.375	19.142	33.202	22.119	33.912	277.7	
18	2'46.392	20.630	41.983	30.500	1'13.279	260.4	4	1'48.768	18.993	33.086	22.356	34.333	274.0	
19	1'51.262	19.716	34.415	22.672	34.459	266.9	5	1'48.852	19.149	33.233	22.323	34.147	273.0	
18th 49 Axel PONS AGR Team SPA							6	2'02.308 P	19.349	37.752	22.387	42.820	272.0	
		Runs=4	Total laps=18	Full laps=12			7	2'29.774	49.982	37.459	27.637	34.696	181.8	
1	2'08.307	36.641	34.438	22.688	34.540	192.5	8	1'49.436	19.445	33.384	22.294	34.313	269.7	
2	1'48.571	19.037	33.337	22.248	33.949	273.5	9	1'49.309	19.411	33.375	22.201	34.322	269.4	
3	1'48.017	18.982	33.190	22.088	33.757	274.1	10	1'49.221	19.436	33.453	22.202	34.130	269.0	
4	1'48.464	18.919	33.165	22.097	34.283	274.4	11	1'49.192	19.447	33.394	22.187	34.164	267.9	
5	1'48.524	19.003	33.280	22.163	34.078	276.3	12	1'49.090	19.261	33.474	22.197	34.158	268.6	
6	1'48.665	19.211	33.353	22.172	33.929	270.5	13	1'57.443	19.674	38.506	22.661	36.602	271.4	
7	2'03.883 P	21.597	41.794	23.659	36.833	267.8	14	1'48.578	19.238	33.191	22.103	34.046	277.4	
8	7'52.747	6'21.426	34.467	22.581	34.273	156.2	15	1'59.452 P	19.349	33.432	22.184	44.487	269.1	
9	1'49.086	19.381	33.415	22.125	34.165	266.6	16	6'49.207	5'13.655	34.627	23.163	37.762	194.9	
10	1'48.849	19.175	33.392	22.222	34.060	268.3	17	1'49.297	19.355	33.479	22.137	34.326	275.5	
11	1'48.648	19.185	33.312	22.133	34.018	269.8	18	1'48.756	19.264	33.227	22.146	34.119	272.1	
12	1'48.534	19.084	33.272	22.081	34.097	270.6	19	1'54.252	19.171	33.380	22.407	39.294	272.8	
13	1'58.980 P	20.176	37.113	23.721	37.970	269.5	20	2'03.590	19.407	34.508	29.719	39.956	275.5	
14	6'24.168 P	4'51.832	34.373	22.641	35.322	144.1	21	1'49.659	19.327	33.535	22.272	34.525	271.6	
15	3'45.632	2'11.539	33.832	22.474	37.787	179.5	22nd 30 Takaaki NAKAGAMI IDEMITSU Honda Tea JPN							
16	1'48.392	19.128	33.195	22.197	33.872	270.4			Runs=3	Total laps=20	Full laps=15			
17	1'48.415	19.172	33.078	22.153	34.012	270.5	1	2'15.732	42.584	35.446	23.052	34.650	100.3	
18	1'48.427	19.049	33.191	22.105	34.082	269.7	2	1'49.497	19.484	33.635	22.305	34.073	273.9	
19th 23 Marcel SCHROTTE Tech 3 GER							3	1'48.465	19.248	33.174	22.169	33.874	273.4	
		Runs=3	Total laps=18	Full laps=13			4	1'54.561	19.534	38.628	22.231	34.168	280.3	
1	2'32.355	59.835	35.343	22.867	34.310	140.7	5	1'48.952	19.074	33.327	22.314	34.237	277.3	
2	1'48.863	19.334	33.340	22.215	33.974	273.6	6	1'49.209	19.089	33.422	22.234	34.464	276.7	
3	1'48.358	19.181	33.124	22.172	33.881	274.5	7	1'54.390 P	19.312	36.828	23.091	35.159	276.5	
4	1'48.252	19.078	33.160	22.157	33.857	273.7	8	7'22.414	5'51.312	34.263	22.461	34.378	121.9	
5	1'48.511 P	19.078	33.309	22.116	34.008	275.4	9	1'49.683	19.461	33.517	22.396	34.309	269.5	
6	7'27.841	5'52.736	38.051	22.804	34.250	172.4	10	1'49.458	19.300	33.600	22.234	34.324	268.5	
7	1'48.776	19.499	33.189	22.169	33.919	266.2	11	1'49.431	19.346	33.483	22.259	34.343	273.0	
8	1'48.446	19.339	33.197	22.091	33.819	265.4	12	1'49.655	19.345	33.598	22.379	34.333	271.6	
9	1'48.507	19.268	33.251	22.129	33.859	268.0	13	1'49.831	19.470	33.538	22.341	34.482	274.5	
10	2'00.586	19.795	37.697	26.478	36.616	271.1	14	1'56.267 P	20.322	38.249	22.981	34.715	272.3	
11	1'50.551 P	19.169	33.328	23.702	34.352	274.5	15	5'17.730	3'44.281	35.604	23.051	34.794	108.7	
12	8'58.158	7'18.685	35.010	26.310	38.153	178.9	16	1'50.005	19.565	33.688	22.477	34.275	270.6	
13	1'49.170	19.267	33.465	22.300	34.138	269.6	17	1'52.387	19.170	35.274	23.607	34.336	272.9	
14	1'48.859	19.191	33.304	22.186	34.178	269.5	18	1'48.964	19.169	33.268	22.381	34.146	274.1	
15	1'49.420	19.139	33.532	22.221	34.528	271.4	19	1'48.779	19.076	33.225	22.217	34.261	275.5	
16	1'48.467	18.937	33.366	22.085	34.079	277.1	20	1'49.199	19.265	33.392	22.242	34.300	274.2	
17	1'49.064	19.192	33.566	22.247	34.059	273.7	Fastest Lap: Sandro CORTESE Dynavolt Intact GP GER 1'47.127 19.168 32.826 21.781 33.352							
18	1'48.591	19.053	33.315	22.086	34.137	274.3	These data/results cannot be reproduced, stored and/or transmitted in whole or in part by any manner of electronic, mechanical, photocopying, recording, broadcasting or otherwise now known or herein after developed without the previous express consent by the copyright owner, except for reproduction in daily press and regular printed publications on sale to the public within 60 days of the event related to those data/results and always provided that copyright symbol appears together as follows below.							

Fastest Lap: Sandro CORTESE Dynavolt Intact GP GER **1'47.127** 19.168 32.826 21.781 33.352

These data/results cannot be reproduced, stored and/or transmitted in whole or in part by any manner of electronic, mechanical, photocopying, recording, broadcasting or otherwise now known or herein after developed without the previous express consent by the copyright owner, except for reproduction in daily press and regular printed publications on sale to the public within 60 days of the event related to those data/results and always provided that copyright symbol appears together as follows below.
© DORNA, 2015



Free Practice Nr. 2

Moto2

Lap	Lap Time	T1	T2	T3	T4	Speed	Lap	Lap Time	T1	T2	T3	T4	Speed
23rd	15	Ratthapark WILAIR JPMoto Malaysia THA					20	1'49.842	19.098	33.395	22.302	35.047	274.6
		Runs=3 Total laps=17 Full laps=12					21	1'49.168	19.084	33.454	22.286	34.344	275.5
							22	1'49.061	19.091	33.464	22.247	34.259	273.0
1	1'57.131	24.186	34.817	23.323	34.805	179.0							
2	1'48.926	19.424	33.363	22.220	33.919	272.7							
3	1'48.561	19.295	33.249	22.194	33.823	271.9							
4	1'48.716	19.201	33.394	22.186	33.935	272.1							
5	1'59.979 P	19.329	39.401	23.231	38.018	269.3							
6	10'13.144	8'27.256	39.871	23.608	42.409	167.2							
7	1'50.242	19.683	33.696	22.441	34.422	265.4							
8	1'50.429	19.580	33.761	22.526	34.562	266.7							
9	1'51.437	19.574	34.202	22.921	34.740	268.6							
10	1'58.028 P	20.338	38.671	22.679	36.340	265.2							
11	6'38.987	5'01.005	39.888	23.548	34.546	134.2							
12	2'04.114	19.437	37.348	26.887	40.442	268.8							
13	1'48.890	19.236	33.397	22.213	34.044	273.2							
14	1'52.787	20.288	34.875	23.206	34.418	271.6							
15	1'49.205	19.331	33.416	22.336	34.122	271.2							
16	2'34.338	21.143	37.695	26.223	1'09.277	274.3							
17	1'52.084	20.513	34.216	22.594	34.761	265.6							
24th	10	Thitipong WAROKO APH PTT The Pizza S THA											
		Runs=3 Total laps=19 Full laps=14											
1	2'04.993	29.817	36.687	23.372	35.117	155.3							
2	1'49.604	19.415	33.647	22.250	34.292	277.8							
3	1'49.288	19.192	33.572	22.422	34.102	275.1							
4	1'49.230	19.280	33.527	22.306	34.117	272.9							
5	1'49.461	19.433	33.431	22.325	34.272	271.4							
6	1'49.621	19.362	33.565	22.364	34.330	273.0							
7	1'54.649 P	19.754	34.309	22.968	37.618	269.7							
8	9'43.463	8'09.858	35.712	22.928	34.965	112.1							
9	1'51.032	19.761	34.287	22.542	34.442	266.0							
10	1'50.250	19.640	33.648	22.506	34.456	268.4							
11	1'49.875	19.533	33.626	22.269	34.447	267.5							
12	1'49.579	19.416	33.563	22.383	34.217	267.8							
13	1'54.789	20.934	35.937	23.112	34.806	269.1							
14	1'49.662	19.416	33.571	22.337	34.338	271.6							
15	1'52.393 P	19.632	34.014	22.849	35.898	269.2							
16	3'53.643	2'20.848	35.236	22.731	34.828	145.6							
17	1'49.814	19.608	33.576	22.440	34.190	267.5							
18	1'49.386	19.299	33.402	22.318	34.367	270.4							
19	1'48.776	19.310	33.209	22.154	34.103	269.7							
25th	57	Edgar PONS Paginas Amarillas HP SPA											
		Runs=2 Total laps=22 Full laps=19											
1	2'49.544	1'14.559	36.981	23.089	34.915	137.4							
2	1'49.819	19.320	33.757	22.386	34.356	273.1							
3	1'49.272	19.286	33.624	22.173	34.189	274.3							
4	1'49.262	19.139	33.440	22.234	34.449	271.9							
5	1'49.462	19.244	33.558	22.245	34.415	271.8							
6	1'49.480	19.220	33.639	22.314	34.307	269.6							
7	1'49.418	19.215	33.677	22.152	34.374	269.9							
8	1'49.290	19.264	33.547	22.070	34.409	269.6							
9	1'53.063 P	19.704	36.528	22.286	34.545	268.2							
10	6'54.758	5'10.867	42.598	26.463	34.830	95.2							
11	1'49.042	19.387	33.400	22.205	34.050	271.2							
12	1'49.093	19.173	33.358	22.355	34.207	268.7							
13	1'48.888	19.174	33.415	22.101	34.198	273.9							
14	1'48.992	19.183	33.429	22.160	34.220	269.9							
15	1'48.991	19.117	33.460	22.157	34.257	271.0							
16	2'01.196	20.675	36.188	25.913	38.420	243.5							
17	1'49.570	19.382	33.456	22.325	34.407	271.0							
18	1'48.844	19.172	33.381	22.132	34.159	271.9							
19	1'48.964	19.293	33.372	22.173	34.126	263.6							
26th	77	Dominique AEGERT Technomag Racing In SWI											
		Runs=3 Total laps=18 Full laps=13											
1	1'55.084	21.536	35.497	23.053	34.998	185.5							
2	1'49.978	19.391	33.777	22.422	34.388	276.9							
3	1'51.031	19.382	34.274	22.823	34.552	277.1							
4	1'49.123	19.177	33.453	22.262	34.231	277.4							
5	1'49.289 P	19.398	33.538	22.475	33.878	275.1							
6	7'12.954	5'41.872	34.101	22.510	34.471	184.8							
7	1'49.369	19.431	33.440	22.214	34.284	271.6							
8	1'49.228	19.287	33.338	22.297	34.306	273.2							
9	1'49.189	19.205	33.444	22.177	34.363	272.3							
10	1'49.284	19.230	33.285	22.264	34.505	274.4							
11	1'48.844	19.119	33.271	22.051	34.403	277.5							
12	1'48.887 P	19.138	33.368	22.105	34.276	275.7							
13	8'30.341	6'58.452	34.175	22.571	35.143	159.3							
14	1'49.384	19.285	33.422	22.289	34.388	273.4							
15	1'49.003	19.190	33.279	22.263	34.271	275.5							
16	1'49.201	19.123	33.411	22.306	34.361	274.1							
17	2'30.333	21.960	42.455	25.408	1'00.510	275.0							
18	1'49.918	19.493	33.561	22.295	34.569	274.5							
27th	95	Anthony WEST QMMF Racing Team AUS											
		Runs=3 Total laps=19 Full laps=14											
1	2'12.855	39.971	35.201	22.765	34.918	188.0							
2	1'49.259	19.154	33.490	22.343	34.272	277.6							
3	1'48.914	19.132	33.430	22.233	34.119	276.9							
4	1'49.004	19.199	33.418	22.224	34.163	274.2							
5	1'49.488	19.249	33.432	22.427	34.380	272.7							
6	1'58.934	21.312	37.228	25.015	35.379	268.5							
7	1'53.390 P	19.061	33.836	23.204	37.289	273.8							
8	6'09.979	4'22.230	36.144	24.563	47.042	184.4							
9	1'50.096	19.527	33.722	22.397	34.450	265.2							
10	1'50.188	19.525	33.566	22.355	34.742	267.3							
11	1'59.219	23.579	38.699	22.418	34.523	268.3							
12	1'49.251	19.432	33.403	22.131	34.285	271.0							
13	1'59.673 P	21.308	37.130	23.647	37.588	270.6							
14	7'52.883	6'09.399	36.677	23.937	42.870	193.9							
15	2'03.978	19.335	33.715	29.783	41.145	269.8							

Free Practice Nr. 2

Moto2

Lap	Lap Time	T1	T2	T3	T4	Speed	Lap	Lap Time	T1	T2	T3	T4	Speed
15	4'51.756	3'19.019	34.305	22.600	35.832	166.4	12	1'49.698	19.386	33.676	22.357	34.279	269.9
16	1'49.533	19.214	33.539	22.465	34.315	276.0	13	1'49.591	19.381	33.688	22.221	34.301	269.4
17	1'49.086	19.108	33.557	22.160	34.261	276.4	14	1'49.748	19.459	33.580	22.285	34.424	269.1
18	1'49.139	19.206	33.542	22.217	34.174	274.0	15	1'50.837	19.456	33.940	22.596	34.845	266.6

29th 96 **Louis ROSSI** Tasca Racing Scuderi FRA
Runs=3 Total laps=19 Full laps=14

1	2'11.119	38.232	35.411	22.715	34.761	159.2
2	1'50.902	20.007	33.761	22.593	34.541	275.7
3	1'49.607	19.399	33.681	22.292	34.235	274.4
4	1'55.432	20.763	37.012	22.561	35.096	277.6
5	1'49.563	19.242	33.765	22.219	34.337	275.2
6	1'49.447	19.232	33.519	22.262	34.434	276.6
7	1'53.519 P	19.331	36.708	22.734	34.746	273.5
8	8'13.143	6'37.879	34.258	24.851	36.155	179.1
9	1'49.473	19.433	33.474	22.182	34.384	274.0
10	1'49.735	19.263	33.669	22.310	34.493	272.1
11	1'58.560 P	19.299	33.741	23.308	42.212	273.2
12	5'28.840	3'50.731	34.921	22.947	40.241	191.0
13	1'58.214	19.426	34.039	28.192	36.557	269.5
14	1'49.471	19.267	33.546	22.259	34.399	273.0
15	2'03.172	19.369	37.083	22.636	44.084	270.0
16	1'59.746	19.255	37.806	22.664	40.021	273.4
17	1'53.393	19.127	34.978	23.170	36.118	274.8
18	1'53.429	19.076	33.352	22.593	38.408	280.0
19	1'49.395	19.178	33.511	22.283	34.423	273.6

30th 93 **Ramdan ROSLI** Petronas AHM Malays MAL
Runs=3 Total laps=20 Full laps=15

1	2'16.408	37.192	41.066	22.992	35.158	184.9
2	1'54.488			22.765	34.977	280.1
3	1'51.901	19.865	34.202	22.666	35.168	276.6
4	1'51.575	19.478	34.167	22.732	35.198	273.6
5	1'51.382	19.526	34.087	22.633	35.136	271.3
6	2'00.279	20.018	39.330	24.515	36.416	272.8
7	1'51.717	19.635	34.260	22.665	35.157	272.5
8	1'51.677	19.524	34.316	22.575	35.262	274.5
9	2'09.099 P	20.902	39.099	27.344	41.754	267.6
10	6'45.075	5'04.385	35.683	22.458	42.549	127.2
11	1'49.718	19.432	33.493	22.352	34.441	274.7
12	1'49.433	19.275	33.469	22.278	34.411	272.1
13	1'49.658	19.285	33.660	22.230	34.483	273.2
14	2'07.992 P			24.263	38.894	269.7
15	5'16.535	3'45.369	33.926	22.441	34.799	190.5
16	1'49.525	19.300	33.383	22.302	34.540	274.3
17	1'52.037	19.278	35.760	22.508	34.491	272.9
18	1'49.687	19.275	33.713	22.210	34.489	276.9
19	2'00.706			24.927	35.691	275.5
20	1'50.159	19.235	33.821	22.287	34.816	276.4

31st 2 **Jesko RAFFIN** sports-millions-EMWE SWI
Runs=2 Total laps=22 Full laps=19

1	2'25.811	51.715	35.462	23.348	35.286	165.1
2	1'50.368	19.637	33.710	22.480	34.541	275.9
3	1'50.483	18.970	34.065	22.690	34.758	277.1
4	1'50.563	19.506	33.810	22.572	34.675	273.8
5	1'50.675	19.529	33.899	22.530	34.717	272.7
6	2'15.760 P	19.536	53.677	24.124	38.423	272.3
7	6'28.524	4'55.303	35.443	22.963	34.815	183.0
8	1'50.154	19.828	33.543	22.413	34.370	270.0
9	1'49.538	19.355	33.538	22.310	34.335	268.3
10	1'50.356	19.362	33.586	22.228	35.180	269.9
11	1'50.003	18.926	34.092	22.395	34.590	270.4

16	1'50.036	19.414	33.652	22.414	34.556	270.6
17	1'49.860	19.324	33.682	22.343	34.511	270.6
18	2'06.439	19.391	34.989	26.304	45.755	269.5
19	1'52.950	19.620	33.816	23.869	35.645	271.6
20	1'49.948	19.309	33.629	22.475	34.535	274.3
21	1'50.445	19.214	34.124	22.458	34.649	277.6
22	1'50.418	19.316	33.869	22.537	34.696	274.3

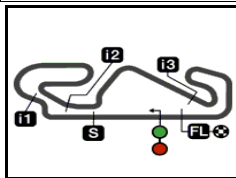
32nd 66 **Florian ALT** E-Motion IodaRacing GER
Runs=3 Total laps=18 Full laps=13

1	1'57.490	22.157	35.258	23.861	36.214	188.0
2	1'50.108	19.355	33.752	22.576	34.425	275.7
3	1'49.794	19.316	33.753	22.431	34.294	272.8
4	1'49.776	19.331	33.675	22.374	34.396	272.5
5	1'50.106	19.406	33.836	22.432	34.432	269.5
6	2'00.534	20.361	39.690	22.712	37.771	267.9
7	1'49.773	19.454	33.743	22.305	34.271	267.9
8	1'55.212 P	19.462	33.694	22.293	39.763	265.9
9	9'21.698	7'14.291	35.490	44.904	47.013	174.1
10	1'49.952	19.502	33.745	22.385	34.320	269.5
11	1'49.984	19.368	33.736	22.258	34.622	269.3
12	1'49.683	19.416	33.619	22.260	34.388	268.9
13	1'50.229	19.431	33.786	22.394	34.618	269.0
14	2'03.939 P	22.037	41.868	24.001	36.033	266.4
15	6'42.757	4'40.492	35.221	26.923	1'00.121	177.0
16	1'50.420	19.460	33.944	22.426	34.590	271.0
17	1'50.505	19.522	33.812	22.468	34.703	271.1
18	1'49.990	19.405	33.801	22.340	34.444	269.7

Fastest Lap: Sandro CORTESE Dynavolt Intact GP GER **1'47.127** 19.168 32.826 21.781 33.352

These data/results cannot be reproduced, stored and/or transmitted in whole or in part by any manner of electronic, mechanical, photocopying, recording, broadcasting or otherwise now known or herein after developed without the previous express consent by the copyright owner, except for reproduction in daily press and regular printed publications on sale to the public within 60 days of the event related to those data/results and always provided that copyright symbol appears together as follows below.
© DORNA, 2015





4727 m.

G.P. MONSTER ENERGY DE CATALUNYA

Free Practice Nr. 2

Best Partial Times

IT Ideal Lap Time, sum of the best partial times

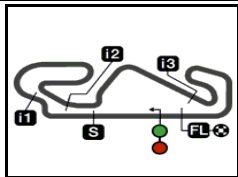
BT Best Lap Time

T1		T2		T3		T4				IT		BT	
Pos	Rider	Time	Rider	Time	Rider	Time	Rider	Time	Pos	Rider	IT	BT	
1	T.RABAT	18.763	S.LOWES	32.711	S.CORTESE	21.763	S.CORTESE	33.352	1	S.CORTESE	1'46.712	1'47.127	(1)
2	S.CORTESE	18.833	J.ZARCO	32.757	T.RABAT	21.781	L.SALOM	33.516	2	T.RABAT	1'46.998	1'47.370	(6)
3	A.RINS	18.836	S.CORTESE	32.764	L.SALOM	21.790	J.ZARCO	33.549	3	J.ZARCO	1'47.041	1'47.144	(2)
4	X.SIMEON	18.855	T.LUTHI	32.790	J.FOLGER	21.818	T.RABAT	33.553	4	S.LOWES	1'47.106	1'47.281	(4)
5	T.LUTHI	18.878	A.RINS	32.808	S.LOWES	21.842	S.CORSI	33.573	5	L.SALOM	1'47.119	1'47.420	(7)
6	J.ZARCO	18.888	X.SIMEON	32.827	J.ZARCO	21.847	J.FOLGER	33.590	6	T.LUTHI	1'47.189	1'47.347	(5)
7	L.SALOM	18.891	L.BALDASSARRI	32.887	A.MARQUEZ	21.859	S.LOWES	33.597	7	A.RINS	1'47.207	1'47.266	(3)
8	A.SHAH	18.903	J.FOLGER	32.894	J.SIMON	21.876	T.LUTHI	33.606	8	X.SIMEON	1'47.229	1'47.513	(9)
9	J.SIMON	18.912	T.RABAT	32.901	T.LUTHI	21.915	X.SIMEON	33.613	9	J.FOLGER	1'47.389	1'47.600	(10)
10	A.PONS	18.919	A.SHAH	32.904	S.CORSI	21.921	A.RINS	33.629	10	S.CORSI	1'47.447	1'47.447	(8)
11	J.RAFFIN	18.926	L.SALOM	32.922	M.KALLIO	21.923	J.SIMON	33.647	11	A.MARQUEZ	1'47.461	1'47.750	(14)
12	A.MARQUEZ	18.928	F.MORBIDELLI	32.933	X.SIMEON	21.934	H.SYHRIN	33.658	12	J.SIMON	1'47.479	1'47.739	(13)
13	M.SCHROTTER	18.937	A.MARQUEZ	32.947	A.RINS	21.934	A.MARQUEZ	33.727	13	A.SHAH	1'47.495	1'47.675	(11)
14	M.KALLIO	18.940	H.SYHRIN	32.986	F.MORBIDELLI	21.935	M.KALLIO	33.729	14	M.KALLIO	1'47.638	1'47.830	(15)
15	S.CORSI	18.944	S.CORSI	33.009	A.SHAH	21.935	F.MORBIDELLI	33.750	15	F.MORBIDELLI	1'47.656	1'47.684	(12)
16	S.LOWES	18.956	R.KRUMMENAC	33.014	H.SYHRIN	21.965	A.SHAH	33.753	16	L.BALDASSAR	1'47.750	1'47.857	(16)
17	R.CARDUS	18.993	J.SIMON	33.044	L.BALDASSARRI	22.026	A.PONS	33.757	17	H.SYHRIN	1'47.771	1'48.000	(17)
18	L.BALDASSARRI	19.020	M.KALLIO	33.046	D.AEGERTER	22.051	R.KRUMMENAC	33.772	18	A.PONS	1'47.835	1'48.017	(18)
19	F.MORBIDELLI	19.038	A.PONS	33.078	E.PONS	22.070	L.BALDASSARRI	33.817	19	M.SCHROTTE	1'47.965	1'48.252	(19)
20	A.WEST	19.061	R.CARDUS	33.086	R.KRUMMENAC	22.081	M.SCHROTTER	33.819	20	R.CARDUS	1'48.094	1'48.375	(21)
21	T.NAKAGAMI	19.074	M.SCHROTTER	33.124	A.PONS	22.081	R.WILAIROT	33.823	21	R.KRUMMENAC	1'48.161	1'48.341	(20)
22	L.ROSSI	19.076	T.NAKAGAMI	33.174	M.SCHROTTER	22.085	T.NAKAGAMI	33.874	22	T.NAKAGAMI	1'48.291	1'48.465	(22)
23	E.PONS	19.084	T.WAROKORN	33.209	R.CARDUS	22.103	R.CARDUS	33.912	23	R.WILAIROT	1'48.459	1'48.561	(23)
24	J.FOLGER	19.087	R.WILAIROT	33.249	A.WEST	22.131	R.MULHAUSER	34.033	24	E.PONS	1'48.562	1'48.844	(25)

These data/results cannot be reproduced, stored and/or transmitted in whole or in part by any manner of electronic, mechanical, photocopying, recording, broadcasting or otherwise now known or herein after developed without the previous express consent by the copyright owner, except for reproduction in daily press and regular printed publications on sale to the public within 60 days of the event related to those data/results and always provided that copyright symbol appears together as follows below.

© DORNA, 2015





4727 m.

G.P. MONSTER ENERGY DE CATALUNYA**Free Practice Nr. 2****Best Partial Times****Moto2***IT* Ideal Lap Time, sum of the best partial times*BT* Best Lap Time

T1		T2		T3		T4				IT	BT	
<i>Pos</i>	<i>Rider</i>	<i>Time</i>	<i>Rider</i>	<i>Time</i>	<i>Rider</i>	<i>Time</i>	<i>Rider</i>	<i>Time</i>	<i>Pos</i>	<i>Rider</i>		
25	R.MULHAUSER	19.108	D.AEGERTER	33.271	T.WAROKORN	22.154	E.PONS	34.050	25	T.WAROKORN	1'48.657	1'48.776 (24)
26	D.AEGERTER	19.119	L.ROSSI	33.352	R.MULHAUSER	22.160	T.WAROKORN	34.102	26	D.AEGERTER	1'48.672	1'48.844 (26)
27	H.SYHRIN	19.162	E.PONS	33.358	T.NAKAGAMI	22.169	A.WEST	34.119	27	A.WEST	1'48.714	1'48.914 (27)
28	T.WAROKORN	19.192	R.ROSLI	33.383	L.ROSSI	22.182	D.AEGERTER	34.231	28	R.MULHAUSE	1'48.771	1'49.086 (28)
29	R.WILAIROT	19.201	A.WEST	33.403	R.WILAIROT	22.186	L.ROSSI	34.235	29	L.ROSSI	1'48.845	1'49.395 (29)
30	R.ROSLI	19.235	R.MULHAUSER	33.470	R.ROSLI	22.210	F.ALT	34.271	30	J.RAFFIN	1'48.964	1'49.538 (31)
31	R.KRUMMENACH	19.294	J.RAFFIN	33.538	J.RAFFIN	22.221	J.RAFFIN	34.279	31	R.ROSLI	1'49.239	1'49.433 (30)
32	F.ALT	19.316	F.ALT	33.619	F.ALT	22.258	R.ROSLI	34.411	32	F.ALT	1'49.464	1'49.683 (32)

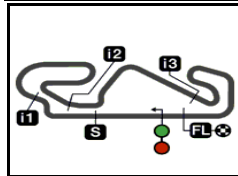
These data/results cannot be reproduced, stored and/or transmitted in whole or in part by any manner of electronic, mechanical, photocopying, recording, broadcasting or otherwise now known or herein after developed without the previous express consent by the copyright owner, except for reproduction in daily press and regular printed publications on sale to the public within 60 days of the event related to those data/results and always provided that copyright symbol appears together as follows below.

© DORNA, 2015

Official MotoGP Timing by **TISSOT**

www.motogp.com






4727 m.

G.P. MONSTER ENERGY DE CATALUNYA

Free Practice Nr. 2

Fastest Laps Sequence

<i>Practice Time</i>	 <i>Rider</i>	<i>Nation</i>	<i>Motorcycle</i>	<i>Time</i>	<i>Km/h</i>	<i>Rider's Lap</i>
3'45.062	77 Dominique AEGERTER	SWI	KALEX	1'49.978	154.7	2
3'45.697	73 Alex MARQUEZ	SPA	KALEX	1'48.800	156.4	2
3'56.878	49 Axel PONS	SPA	KALEX	1'48.571	156.7	2
3'59.617	12 Thomas LUTHI	SWI	KALEX	1'48.443	156.9	2
3'59.672	39 Luis SALOM	SPA	KALEX	1'48.388	157.0	2
4'35.182	22 Sam LOWES	GBR	SPEED UP	1'48.060	157.4	2
5'44.895	49 Axel PONS	SPA	KALEX	1'48.017	157.5	3
5'47.497	12 Thomas LUTHI	SWI	KALEX	1'47.880	157.7	3
5'47.514	39 Luis SALOM	SPA	KALEX	1'47.842	157.7	3
6'22.492	22 Sam LOWES	GBR	SPEED UP	1'47.310	158.5	3
9'57.111	22 Sam LOWES	GBR	SPEED UP	1'47.281	158.6	5
26'57.745	11 Sandro CORTESE	GER	KALEX	1'47.127	158.8	10

These data/results cannot be reproduced, stored and/or transmitted in whole or in part by any manner of electronic, mechanical, photocopying, recording, broadcasting or otherwise now known or herein after developed without the previous express consent by the copyright owner, except for reproduction in daily press and regular printed publications on sale to the public within 60 days of the event related to those data/results and always provided that copyright symbol appears together as follows below.

© DORNA, 2015

Official MotoGP Timing by **TISSOT**
www.motogp.com

Barcelona, Friday, June 12, 2015

