

5403 m.

bwin GRAND PRIX ČESKÉ REPUBLIKY

Warm Up

Classification

25

	Rider	Nation	Team	Motorcycle	Time	Lap	Total	Gap	Top Speed
1	44 Miguel OLIVEIRA	POR	Red Bull KTM Ajo	KTM	2'08.649	9	9		220.3
2	7 Efren VAZQUEZ	SPA	Leopard Racing	HONDA	2'08.896	9	9	0.247	0.247 220.8
3	52 Danny KENT	GBR	Leopard Racing	HONDA	2'08.922	9	9	0.273	0.026 222.1
4	23 Niccolò ANTONELLI	ITA	Ongetta-Rivacold	HONDA	2'09.095	8	9	0.446	0.173 219.6
5	41 Brad BINDER	RSA	Red Bull KTM Ajo	KTM	2'09.161	8	8	0.512	0.066 219.3
6	33 Enea BASTIANINI	ITA	Gresini Racing Team Moto3	HONDA	2'09.203	8	9	0.554	0.042 219.2
7	84 Jakub KORNFEIL	CZE	Drive M7 SIC	KTM	2'09.576	9	9	0.927	0.373 220.5
8	32 Isaac VIÑALES	SPA	RBA Racing Team	KTM	2'09.617	8	9	0.968	0.041 222.4
9	95 Jules DANILO	FRA	Ongetta-Rivacold	HONDA	2'09.627	8	9	0.978	0.010 221.9
10	55 Andrea LOCATELLI	ITA	Gresini Racing Team Moto3	HONDA	2'09.669	8	9	1.020	0.042 219.0
11	31 Niklas AJO	FIN	RBA Racing Team	KTM	2'09.736	9	9	1.087	0.067 220.3
12	20 Fabio QUARTARARO	FRA	Estrella Galicia 0,0	HONDA	2'09.819	7	8	1.170	0.083 217.2
13	65 Philipp OETTL	GER	Schedl GP Racing	KTM	2'09.861	8	9	1.212	0.042 221.0
14	98 Karel HANIKA	CZE	Red Bull KTM Ajo	KTM	2'09.874	5	8	1.225	0.013 220.8
15	91 Gabriel RODRIGO	ARG	RBA Racing Team	KTM	2'09.923	5	9	1.274	0.049 218.6
16	9 Jorge NAVARRO	SPA	Estrella Galicia 0,0	HONDA	2'09.934	8	8	1.285	0.011 215.8
17	48 Lorenzo DALLA PORTA	ITA	Husqvarna Factory Laglisse	HUSQVARNA	2'10.012	8	9	1.363	0.078 219.5
18	49 Alessandro TONUCCI	ITA	Outox Reset Drink Team	MAHINDRA	2'10.023	6	7	1.374	0.011 215.3
19	40 Darryn BINDER	RSA	Outox Reset Drink Team	MAHINDRA	2'10.046	7	7	1.397	0.023 214.6
20	88 Jorge MARTIN	SPA	MAPFRE Team MAHINDRA	MAHINDRA	2'10.163	7	9	1.514	0.117 219.0
21	16 Andrea MIGNO	ITA	SKY Racing Team VR46	KTM	2'10.218	9	9	1.569	0.055 222.3
22	76 Hiroki ONO	JPN	Leopard Racing	HONDA	2'10.237	8	9	1.588	0.019 223.5
23	5 Romano FENATI	ITA	SKY Racing Team VR46	KTM	2'10.244	4	4	1.595	0.007 214.9
24	10 Alexis MASBOU	FRA	SAXOPRINT RTG	HONDA	2'10.255	9	9	1.606	0.011 219.8
25	29 Stefano MANZI	ITA	San Carlo Team Italia	MAHINDRA	2'10.275	7	9	1.626	0.020 217.7
26	11 Livio LOI	BEL	RW Racing GP	HONDA	2'10.627	5	5	1.978	0.352 214.0
27	58 Juanfran GUEVARA	SPA	MAPFRE Team MAHINDRA	MAHINDRA	2'10.683	8	9	2.034	0.056 219.6
28	6 Maria HERRERA	SPA	Husqvarna Factory Laglisse	HUSQVARNA	2'10.779	8	9	2.130	0.096 222.4
29	17 John MCPHEE	GBR	SAXOPRINT RTG	HONDA	2'10.863	7	7	2.214	0.084 220.7
30	63 Zulfahmi KHAIRUDDIN	MAL	Drive M7 SIC	KTM	2'10.936	8	9	2.287	0.073 217.9
31	21 Francesco BAGNAIA	ITA	MAPFRE Team MAHINDRA	MAHINDRA	2'11.336	9	9	2.687	0.400 214.6
32	24 Tatsuki SUZUKI	JPN	CIP	MAHINDRA	2'11.479	8	8	2.830	0.143 211.4
33	2 Remy GARDNER	AUS	CIP	MAHINDRA	2'11.743	8	8	3.094	0.264 209.4
34	12 Matteo FERRARI	ITA	San Carlo Team Italia	MAHINDRA	2'12.000	6	9	3.351	0.257 217.6
35	97 Maximilian KAPPLER	GER	SAXOPRINT-RTG	FTR HONDA	2'12.994	6	9	4.345	0.994 211.3
36	86 Kevin HANUS	GER	Team Hanusch	HONDA	2'15.896	4	6	7.247	2.902 207.1

Practice condition: Dry

Air: 20°

Humidity: 80%

Ground: 23°

Fastest Lap:	Lap: 9	Miguel OLIVEIRA	2'08.649	151.1 Km/h
Circuit Record Lap:	2014	Romano FENATI	2'08.064	151.8 Km/h
Circuit Best Lap:	2013	Alex RINS	2'07.622	152.4 Km/h

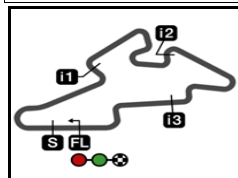
The results are provisional until the end of the limit for protest and appeals.

Time limit for protest expires 30' after publication of the results - Mr. Time:

These data/results cannot be reproduced, stored and/or transmitted in whole or in part by any manner of electronic, mechanical, photocopying, recording, broadcasting or otherwise now known or herein after developed without the previous express consent by the copyright owner, except for reproduction in daily press and regular printed publications on sale to the public within 60 days of the event related to those data/results and always provided that copyright symbol appears together as follows below.

© DORNA, 2015





5403 m.

bwin GRAND PRIX ČESKÉ REPUBLIKY

Warm Up

Top Speed & Average

26



Rider	Nation	Motorcycle	Top 5 speeds					Average	Top
76 Hiroki ONO	JPN	HONDA	223.5	222.0	219.1	218.0	217.1	219.9	223.5
32 Isaac VIÑALES	SPA	KTM	222.4	221.0	219.3	216.1	216.0	219.0	222.4
6 Maria HERRERA	SPA	HUSQVARNA	222.4	221.0	220.0	220.0	218.6	220.4	222.4
16 Andrea MIGNO	ITA	KTM	222.3	221.2	219.6	218.1	217.6	219.8	222.3
52 Danny KENT	GBR	HONDA	222.1	215.3	214.7	212.6	212.4	214.9	222.1
95 Jules DANILO	FRA	HONDA	221.9	215.8	214.5	214.5	213.5	216.0	221.9
65 Philipp OETTL	GER	KTM	221.0	220.1	218.8	218.3	217.0	219.0	221.0
7 Efen VAZQUEZ	SPA	HONDA	220.8	219.7	219.6	218.7	218.5	219.5	220.8
98 Karel HANIKA	CZE	KTM	220.8	215.9	215.5	214.5	213.5	216.0	220.8
17 John MCPHEE	GBR	HONDA	216.1	214.0	212.3	211.5	209.8	212.7	220.7
84 Jakub KORNFEIL	CZE	KTM	220.5	218.3	215.0	214.9	214.7	216.7	220.5
44 Miguel OLIVEIRA	POR	KTM	220.3	218.2	216.9	216.5	215.8	217.5	220.3
31 Niklas AJO	FIN	KTM	220.3	219.8	219.7	216.6	215.7	218.4	220.3
10 Alexis MASBOU	FRA	HONDA	219.8	215.4	215.4	214.6	214.1	215.9	219.8
23 Niccolò ANTONELLI	ITA	HONDA	219.6	217.7	216.6	216.0	215.8	217.1	219.6
58 Juanfran GUEVARA	SPA	MAHINDRA	219.6	219.5	214.4	213.6	213.4	216.1	219.6
48 Lorenzo DALLA PORTA	ITA	HUSQVARNA	219.5	219.5	219.2	218.0	217.7	218.8	219.5
41 Brad BINDER	RSA	KTM	219.3	217.5	216.7	216.0	215.8	217.1	219.3
33 Enea BASTIANINI	ITA	HONDA	219.2	219.0	218.3	218.3	218.2	218.6	219.2
55 Andrea LOCATELLI	ITA	HONDA	219.0	218.3	217.7	217.6	215.8	217.7	219.0
88 Jorge MARTIN	SPA	MAHINDRA	219.0	218.7	217.3	216.8	216.0	217.6	219.0
91 Gabriel RODRIGO	ARG	KTM	218.6	218.3	216.2	216.1	215.3	216.9	218.6
63 Zulfahmi KHAIRUDDIN	MAL	KTM	217.9	217.3	215.9	214.7	213.6	215.9	217.9
29 Stefano MANZI	ITA	MAHINDRA	217.7	216.7	216.0	215.0	214.4	216.0	217.7
12 Matteo FERRARI	ITA	MAHINDRA	217.6	215.8	214.5	213.6	212.4	214.8	217.6
20 Fabio QUARTARARO	FRA	HONDA	217.2	214.3	214.3	212.3	211.1	213.8	217.2
9 Jorge NAVARRO	SPA	HONDA	215.8	213.9	213.4	212.9	212.3	213.7	215.8
19 Alessandro TONUCCI	ITA	MAHINDRA	215.3	212.5	211.1	210.8	209.9	211.9	215.3
5 Romano FENATI	ITA	KTM	214.9	213.9	213.6			214.1	214.9
21 Francesco BAGNAIA	ITA	MAHINDRA	214.6	214.0	213.5	213.0	212.2	213.5	214.6
40 Darryn BINDER	RSA	MAHINDRA	214.6	214.2	212.0	209.5	209.3	211.9	214.6
11 Livio LOI	BEL	HONDA	214.0	213.3	213.1	212.6		213.3	214.0
24 Tatsuki SUZUKI	JPN	MAHINDRA	211.4	211.3	209.4	208.6	206.2	209.4	211.4
97 Maximilian KAPPLER	GER	FTR HONDA	211.3	208.3	207.8	207.7	207.3	208.5	211.3
2 Remy GARDNER	AUS	MAHINDRA	209.4	209.4	208.8	207.6	207.5	208.5	209.4
86 Kevin HANUS	GER	HONDA	207.1	203.2	202.7	201.2	199.6	202.8	207.1

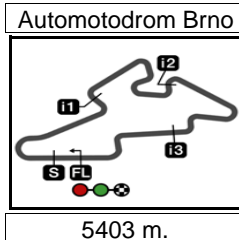
These data/results cannot be reproduced, stored and/or transmitted in whole or in part by any manner of electronic, mechanical, photocopying, recording, broadcasting or otherwise now known or herein after developed without the previous express consent by the copyright owner, except for reproduction in daily press and regular printed publications on sale to the public within 60 days of the event related to those data/results and always provided that copyright symbol appears together as follows below.

© DORNA, 2015

Official MotoGP Timing by TISSOT
www.motogp.com



Brno, Sunday, August 16, 2015



bwin GRAND PRIX ČESKÉ REPUBLIKY

Warm Up

Chronological Analysis of Performances

27

P Crossing the finish line in pit lane		T1 Time from finish line to 1st intermediate				T2 Time from 1st intermed. to 2nd intermed.				T3 Time from 2nd intermed. to 3rd intermed.				T4 Time from 3rd intermediate to finish line			
Lap	Lap Time	T1	T2	T3	T4	Speed	Lap	Lap Time	T1	T2	T3	T4	Speed				
1st	44	Miguel OLIVEIRA				Red Bull KTM Ajo				POR							
		Runs=1	Total laps=9	Full laps=8													
1	3'20.037	1'31.793	43.880	40.472	23.892		2	2'12.650	34.765	39.111	36.142	22.632	216.0				
2	2'17.597	36.746	40.848	37.211	22.792	211.6	3	2'11.554	34.391	38.734	35.797	22.632	215.8				
3	2'11.211	34.533	38.512	35.641	22.525	215.8	4	2'09.979	34.103	38.045	35.371	22.460	212.9				
4	2'10.576	34.254	38.245	35.594	22.483	216.9	5	2'09.723	34.097	37.886	35.363	22.377	217.5				
5	2'09.632	34.166	37.757	35.324	22.385	215.0	6	2'10.155	34.237	37.919	35.439	22.560	219.3				
6	2'09.485	34.222	37.638	35.193	22.432	214.2	7	2'11.998	34.570	39.705	35.350	22.373	212.2				
7	2'18.845	34.724	44.414	36.887	22.820	220.3	8	2'09.161	33.939	37.510	35.202	22.510	216.7				
8	2'09.017	34.084	37.537	35.134	22.262	216.5											
9	2'08.649	33.797	37.485	35.152	22.215	218.2											
6th	33	Enea BASTIANINI				Gresini Racing Team				ITA							
		Runs=1	Total laps=9	Full laps=8													
1	3'22.168	1'38.254	40.379	39.478	24.057		2	2'16.026	34.573	39.904	38.555	22.994	218.2				
2	2'10.747	34.184	38.533	35.512	22.518	217.3	3	2'13.608	35.449	39.918	35.611	22.630	218.3				
3	2'10.747	34.184	38.533	35.512	22.518	217.3	4	2'09.646	34.008	37.925	35.242	22.471	219.2				
4	2'13.608	35.449	39.918	35.611	22.630	218.3	5	2'09.434	34.068	37.727	35.222	22.417	219.0				
5	2'09.646	34.008	37.925	35.242	22.471	219.2	6	2'14.155	34.039	39.808	36.967	23.341	218.3				
6	2'09.434	34.068	37.727	35.222	22.417	219.0	7	2'09.203	33.967	37.678	35.167	22.391	215.8				
7	2'14.155	34.039	39.808	36.967	23.341	218.3	8	2'09.646	33.993	37.748	35.513	22.392	215.3				
8	2'09.203	33.967	37.678	35.167	22.391	215.8											
9	2'09.646	33.993	37.748	35.513	22.392	215.3											
7th	84	Jakub KORNFEIL				Drive M7 SIC				CZE							
		Runs=1	Total laps=9	Full laps=8													
1	3'21.605	1'32.752	44.041	40.318	24.494		2	2'14.279	35.349	39.715	36.476	22.739	214.6				
2	2'11.237	34.614	38.466	35.632	22.525	211.7	3	2'10.759	34.492	38.120	35.633	22.514	215.0				
3	2'11.237	34.614	38.466	35.632	22.525	211.7	4	2'14.093	34.316	38.413	35.672	25.692	213.1				
4	2'10.759	34.492	38.120	35.633	22.514	215.0	5	2'10.143	34.442	37.887	35.398	22.416	214.9				
5	2'14.093	34.316	38.413	35.672	25.692	213.1	6	2'12.941	34.076	38.850	36.643	23.372	218.3				
6	2'10.143	34.442	37.887	35.398	22.416	214.9	7	2'10.104	34.387	37.719	35.631	22.367	214.7				
7	2'12.941	34.076	38.850	36.643	23.372	218.3	8	2'09.576	33.795	38.018	35.406	22.357	220.5				
8	2'10.104	34.387	37.719	35.631	22.367	214.7											
9	2'09.576	33.795	38.018	35.406	22.357	220.5											
8th	32	Isaac VIÑALES				RBA Racing Team				SPA							
		Runs=1	Total laps=9	Full laps=8													
1	3'20.266	1'32.270	43.884	40.271	23.841		2	2'14.257	35.326	39.404	36.616	22.911	216.1				
2	2'12.304	34.872	38.574	36.010	22.848	210.3	3	2'13.836	37.251	38.235	35.713	22.637	210.2				
3	2'12.304	34.872	38.574	36.010	22.848	210.3	4	2'09.964	34.078	37.917	35.286	22.683	216.0				
4	2'13.836	37.251	38.235	35.713	22.637	210.2	5	2'09.871	34.228	37.959	35.271	22.413	222.4				
5	2'09.964	34.078	37.917	35.286	22.683	216.0	6	2'10.841	34.024	38.396	35.942	22.479	221.0				
6	2'09.871	34.228	37.959	35.271	22.413	222.4	7	2'09.617	34.213	37.686	35.310	22.408	219.3				
7	2'10.841	34.024	38.396	35.942	22.479	221.0	8	2'09.903	34.302	37.738	35.361	22.502	214.1				
8	2'09.617	34.213	37.686	35.310	22.408	219.3											
9	2'09.903	34.302	37.738	35.361	22.502	214.1											
9th	95	Jules DANILLO				Ongetta-Rivacold				FRA							
		Runs=1	Total laps=9	Full laps=8													
1	3'28.857	1'44.117	42.627	38.852	23.261		2	2'13.987	35.072	39.584	36.570	22.761	212.5				
2	2'12.216	34.683	38.841	35.993	22.699	214.5	3	2'11.321	34.511	38.438	35.760	22.612	213.3				
3	2'12.216	34.683	38.841	35.993	22.699	214.5	4	2'10.785	34.496	38.203	35.611	22.475	212.9				
4	2'11.321	34.511	38.438	35.760	22.612	213.3	5	2'10.716	34.385	38.203	35.634	22.494	214.5				
5	2'10.785	34.496	38.203	35.611	22.475	212.9											
6	2'10.716	34.385	38.203	35.634	22.494	214.5											

Fastest Lap: Miguel OLIVEIRA Red Bull KTM Ajo POR **2'08.649** 33.797 37.485 35.152 22.215

These data/results cannot be reproduced, stored and/or transmitted in whole or in part by any manner of electronic, mechanical, photocopying, recording, broadcasting or otherwise now known or herein after developed without the previous express consent by the copyright owner, except for reproduction in daily press and regular printed publications on sale to the public within 60 days of the event related to those data/results and always provided that copyright symbol appears together as follows below.
© DORNA, 2015



Warm Up

Moto3

Lap	Lap Time	T1	T2	T3	T4	Speed	Lap	Lap Time	T1	T2	T3	T4	Speed	
7	2'10.470	34.373	38.097	35.381	22.619	213.5								
8	2'09.627	34.278	37.931	35.241	22.177	215.8								
9	2'09.792	33.920	37.873	35.419	22.580	221.9								
10th	55	Andrea LOCATELLI Gresini Racing Team ITA												
		Runs=1	Total laps=9	Full laps=8										
1	3'20.168	1'31.962	43.985	40.354	23.867									
2	2'18.433	35.677	39.963	37.174	25.619	213.8								
3	2'12.501	34.642	38.917	36.057	22.885	218.3								
4	2'11.227	34.421	38.422	35.639	22.745	213.4								
5	2'10.496	34.367	38.194	35.413	22.522	215.8								
6	2'10.904	34.291	38.213	35.714	22.686	217.6								
7	2'13.845	35.008	39.339	36.598	22.900	214.8								
8	2'09.669	34.042	37.772	35.350	22.505	219.0								
9	2'10.293	34.341	38.046	35.384	22.522	217.7								
11th	31	Niklas AJO RBA Racing Team FIN												
		Runs=1	Total laps=9	Full laps=8										
1	3'20.365	1'30.368	43.806	41.817	24.374									
2	2'15.491	35.849	39.938	36.692	23.012	215.7								
3	2'12.179	34.930	38.621	35.956	22.672	210.6								
4	2'12.128	35.021	38.881	35.546	22.680	212.8								
5	2'10.375	34.181	38.040	35.440	22.714	214.8								
6	2'09.840	34.155	37.804	35.396	22.485	219.8								
7	2'11.040	34.264	38.476	35.931	22.369	219.7								
8	2'09.793	34.320	37.787	35.249	22.437	220.3								
9	2'09.736	34.329	37.659	35.412	22.336	216.6								
12th	20	Fabio QUARTARAR Estrella Galicia 0,0 FRA												
		Runs=2	Total laps=8	Full laps=6										
1	2'58.431 P	1'00.355	47.349	43.029	27.698									
2	4'04.665	2'24.221	40.254	37.145	23.045									
3	2'12.149	34.936	38.712	35.811	22.690	210.1								
4	2'10.780	34.637	38.085	35.519	22.539	212.3								
5	2'10.561	34.250	38.308	35.497	22.506	214.3								
6	2'09.921	34.286	37.746	35.397	22.492	214.3								
7	2'09.819	34.088	37.789	35.450	22.492	217.2								
8	2'10.017	34.415	37.607	35.276	22.719	211.1								
13th	65	Philipp OETTL Schedl GP Racing GER												
		Runs=1	Total laps=9	Full laps=8										
1	2'53.505	1'02.800	45.164	41.603	23.938									
2	2'18.797	36.038	42.494	37.144	23.121	212.6								
3	2'13.915	35.279	39.756	36.307	22.573	216.2								
4	2'16.782	38.768	39.935	35.647	22.432	221.0								
5	2'10.767	34.481	38.405	35.482	22.399	220.1								
6	2'11.486	34.303	39.387	35.440	22.356	216.9								
7	2'10.357	34.131	38.557	35.369	22.300	218.3								
8	2'09.861	34.240	37.975	35.340	22.306	217.0								
9	2'11.032	34.722	38.381	35.547	22.382	218.8								
14th	98	Karel HANIKA Red Bull KTM Ajo CZE												
		Runs=1	Total laps=8	Full laps=7										
1	5'17.410	3'35.252	41.481	37.552	23.125									
2	2'13.160	35.058	39.024	36.297	22.781	212.3								
3	2'11.050	34.525	38.342	35.609	22.574	213.5								
4	2'10.381	34.145	37.990	35.833	22.413	215.9								
5	2'09.874	34.007	37.736	35.496	22.635	220.8								
6	2'09.946	34.140	37.770	35.448	22.588	215.5								
7	2'10.406	34.393	38.071	35.416	22.526	213.3								
8	2'10.862	34.294	38.575	35.459	22.534	214.5								
15th	91	Gabriel RODRIGO RBA Racing Team ARG												
		Runs=2	Total laps=9	Full laps=6										
1	3'20.541	1'32.472	43.995	40.409	23.665									
2	2'15.650	35.420	40.057	37.273	22.900	218.3								
3	2'12.102	34.817	38.811	35.870	22.604	215.3								
4	2'11.462	34.578	38.375	35.920	22.589	216.2								
5	2'09.923	34.150	37.960	35.375	22.438	214.9								
6	2'18.798	34.101	43.793	38.351	22.553	218.6								
7	2'10.294	34.288	37.899	35.478	22.629	213.8								
8	2'22.734 P	36.500	40.650	37.752	27.832	216.1								
9	2'44.247	1'00.191	41.765	37.934	24.357									
16th	9	Jorge NAVARRO Estrella Galicia 0,0 SPA												
		Runs=2	Total laps=8	Full laps=6										
1	3'13.791 P	1'08.528	48.748	44.378	32.137									
2	3'48.436	2'08.318	40.169	37.077	22.872									
3	2'12.542	34.704	39.282	35.922	22.634	211.0								
4	2'11.002	34.564	38.275	35.605	22.558	212.3								
5	2'10.567	34.258	38.364	35.489	22.456	212.9								
6	2'10.054	34.358	38.148	35.286	22.262	213.4								
7	2'09.999	34.296	37.846	35.474	22.383	213.9								
8	2'09.934	34.242	37.879	35.199	22.614	215.8								
17th	48	Lorenzo DALLA PO Husqvarna Factory La ITA												
		Runs=1	Total laps=9	Full laps=8										
1	2'58.181	1'12.950	43.106	38.788	23.337									
2	2'14.171	34.807	39.892	36.520	22.952	214.9								
3	2'13.419	34.885	39.223	36.380	22.931	218.0								
4	2'12.904	34.998	38.863	36.171	22.872	212.0								
5	2'11.516	34.541	38.438	35.796	22.741	217.7								
6	2'12.164	34.560	38.884	36.240	22.480	214.1								
7	2'10.288	34.140	38.271	35.402	22.475	219.5								
8	2'10.012	34.014	38.274	35.338	22.386	219.5								
9	2'10.517	34.142	38.295	35.589	22.491	219.2								
18th	19	Alessandro TONUC Outox Reset Drink Te ITA												
		Runs=1	Total laps=7	Full laps=6										
1	6'43.895	4'54.701	45.933	38.842	24.419									
2	2'13.280	35.149	39.346	36.091	22.694	212.5								
3	2'11.712	34.717	38.345	35.890	22.760	209.6								
4	2'21.443	38.997	41.892	37.732	22.822	210.8								
5	2'13.997	34.800	38.086	38.436	22.675	209.9								
6	2'10.023	34.373	37.855	35.378	22.417	211.1								
7	2'10.217	34.345	37.964	35.486	22.422	215.3								
19th	40	Darryn BINDER Outox Reset Drink Te RSA												
		Runs=2	Total laps=7	Full laps=4										
1	6'43.558	4'55.706	43.024	40.657	24.171									
2	2'13.621	35.123	39.281	36.280	22.937	209.5								
3	2'11.895	34.866	38.507	35.879	22.643	209.3								
4	2'22.026 P	35.041	39.051	36.700	31.234	214.2								
5	2'38.831	1'02.533	38.243	35.475	22.580									
6	2'10.464	34.272	38.110	35.612	22.470	212.0								
7	2'10.046	34.363	37.992	35.248	22.443	214.6								
20th	88	Jorge MARTIN MAPFRE Team MAHI SPA												
		Runs=1	Total laps=9	Full laps=8										
1	3'01.486	1'15.550	42.560	39.712	23.664									
2	2'15.047	35.493	39.908	36.808	22.838	212.8								
3	2'12.163	34.480	38.971	36.142	22.570	215.2								
4	2'12.080	34.781	38.667	36.020	22.612	218.7								
5	2'10.489	34.154	38.263	35.613	22.459	215.5								

Fastest Lap: Miquel OLIVEIRA Red Bull KTM Ajo POR **2'08.649** 33.797 37.485 35.152 22.215

Warm Up

Moto3

Lap	Lap Time	T1	T2	T3	T4	Speed	Lap	Lap Time	T1	T2	T3	T4	Speed
6	2'10.660	34.007	38.201	35.887	22.565	216.8	2	2'13.097	34.974	39.030	36.273	22.820	212.6
7	2'10.163	34.274	38.214	35.337	22.338	216.0	3	2'11.798	34.639	38.607	35.829	22.723	213.1
8	2'10.256	34.067	38.402	35.391	22.396	217.3	4	2'11.360	34.640	38.428	35.743	22.549	213.3
9	2'10.920	34.205	38.446	35.409	22.860	219.0	5	2'10.627	34.438	38.093	35.551	22.545	214.0

21st		16	Andrea MIGNO	SKY Racing Team VR	ITA
		Runs=1	Total laps=9	Full laps=8	
1	2'55.256	1'07.094	43.567	40.507	24.088
2	2'16.640	35.837	40.595	37.106	23.102
3	2'13.997	35.150	39.707	36.368	22.772
4	2'13.433	35.397	39.022	36.298	22.716
5	2'11.062	34.396	38.445	35.701	22.520
6	2'12.960	35.598	38.696	35.919	22.747
7	2'10.925	34.227	38.421	35.723	22.554
8	2'12.138	35.824	38.186	35.595	22.533
9	2'10.218	34.229	38.163	35.452	22.374

27th		58	Juanfran GUEVARA	MAPFRE Team MAHI	SPA
		Runs=1	Total laps=9	Full laps=8	
1	3'03.950	1'13.996	44.484	41.296	24.174
2	2'17.920	36.328	40.974	37.449	23.169
3	2'13.633	35.138	39.310	36.304	22.881
4	2'12.764	34.918	38.873	36.197	22.776
5	2'11.875	34.587	38.554	35.960	22.774
6	2'18.258	34.712	41.187	38.208	24.151
7	2'14.212	34.840	39.415	36.783	23.174
8	2'10.683	34.314	38.187	35.754	22.428
9	2'10.733	34.269	38.147	35.650	22.667

22nd		76	Hiroki ONO	Leopard Racing	JPN
		Runs=1	Total laps=9	Full laps=8	
1	3'05.675	1'14.599	45.508	41.801	23.767
2	2'15.727	35.923	39.876	37.001	22.927
3	2'13.129	35.010	39.028	36.334	22.757
4	2'12.690	34.699	38.905	36.332	22.754
5	2'11.495	34.543	38.405	35.861	22.686
6	2'19.746	34.581	40.030	40.357	24.778
7	2'14.397	34.374	38.685	38.153	23.185
8	2'10.237	34.263	38.146	35.444	22.384
9	2'10.814	34.299	38.138	35.668	22.709

28th		6	Maria HERRERA	Husqvarna Factory La	SPA
		Runs=1	Total laps=9	Full laps=8	
1	2'55.412	1'02.449	46.991	41.397	24.575
2	2'19.681	36.447	41.820	37.664	23.750
3	2'13.718	34.974	39.585	36.352	22.807
4	2'12.123	35.017	38.668	35.809	22.629
5	2'10.982	34.385	38.343	35.659	22.595
6	2'11.321	34.412	38.465	35.647	22.797
7	2'11.125	34.437	38.453	35.689	22.546
8	2'10.779	34.522	38.154	35.515	22.588
9	2'11.979	34.936	38.235	36.177	22.631

23rd		5	Romano FENATI	SKY Racing Team VR	ITA
		Runs=1	Total laps=4	Full laps=3	
1	13'31.820	11'47.685	41.907	37.764	24.464
2	2'11.496	34.792	38.569	35.559	22.576
3	2'10.949	34.542	38.206	35.691	22.510
4	2'10.244	34.283	37.980	35.427	22.554

29th		17	John MCPHEE	SAXOPRINT RTG	GBR
		Runs=1	Total laps=7	Full laps=6	
1	2'51.700	1'02.365	45.848	39.396	24.091
2	2'15.456	35.389	39.954	36.988	23.125
3	2'14.382	35.271	39.542	36.591	22.978
4	2'17.613	35.138	39.536	38.616	24.323
5	2'11.086	34.381	38.343	35.696	22.666
6	2'11.096	34.563	38.265	35.556	22.712
7	2'10.863	34.514	38.294	35.476	22.579

24th		10	Alexis MASBOU	SAXOPRINT RTG	FRA
		Runs=1	Total laps=9	Full laps=8	
1	2'50.693	58.870	45.034	40.886	25.903
2	2'17.803	36.183	40.815	37.113	23.692
3	2'13.125	35.030	39.095	36.186	22.814
4	2'23.306	34.899	49.257	36.268	22.882
5	2'11.976	34.607	38.413	35.882	23.074
6	2'10.953	34.282	38.283	35.628	22.760
7	2'24.642	35.003	46.828	40.166	22.645
8	2'12.942	34.790	38.649	36.437	23.066
9	2'10.255	34.123	37.934	35.641	22.557

30th		63	Zulfahmi KHAIRUD	Drive M7 SIC	MAL
		Runs=1	Total laps=9	Full laps=8	
1	3'14.983	1'28.406	43.466	39.597	23.514
2	2'15.048	35.379	39.808	37.057	22.804
3	2'14.036	35.222	39.318	36.607	22.889
4	2'12.833	34.894	38.968	36.223	22.748
5	2'12.660	34.841	39.073	36.077	22.669
6	2'11.818	34.893	38.731	35.585	22.609
7	2'17.904	34.521	42.175	36.961	24.247
8	2'10.936	34.349	38.314	35.656	22.617
9	2'11.427	34.601	38.394	35.782	22.650

25th		29	Stefano MANZI	San Carlo Team Italia	ITA
		Runs=1	Total laps=9	Full laps=8	
1	2'54.609	59.018	44.135	44.027	27.429
2	2'17.309	35.523	41.073	37.222	23.491
3	2'14.163	35.443	39.534	36.434	22.752
4	2'13.442	34.847	39.544	36.263	22.788
5	2'11.405	34.290	38.482	35.855	22.778
6	2'11.155	34.453	38.274	35.857	22.571
7	2'10.275	34.235	38.236	35.339	22.465
8	2'10.415	34.334	38.411	35.277	22.393
9	2'10.506	34.132	38.404	35.464	22.506

31st		21	Francesco BAGNAI	MAPFRE Team MAHI	ITA
		Runs=1	Total laps=9	Full laps=8	
1	3'05.466	1'16.688	43.891	40.658	24.229
2	2'18.513	36.505	41.043	37.656	23.309
3	2'15.431	35.521	39.918	36.890	23.102
4	2'13.342	35.138	39.106	36.247	22.851
5	2'12.372	34.739	38.766	36.088	22.779
6	2'12.092	34.668	38.593	35.990	22.841
7	2'13.754	36.149	38.861	35.999	22.745
8	2'11.576	34.735	38.499	35.703	22.639
9	2'11.336	34.566	38.323	35.863	22.584

26th		11	Livio LOI	RW Racing GP	BEL
		Runs=1	Total laps=5	Full laps=4	
1	12'36.850	10'55.973	40.969	36.876	23.032

Fastest Lap:	Miguel OLIVEIRA	Red Bull KTM Ajo	POR	2'08.649	33.797	37.485	35.152	22.215
---------------------	-----------------	------------------	-----	-----------------	--------	--------	--------	--------

These data/results cannot be reproduced, stored and/or transmitted in whole or in part by any manner of electronic, mechanical, photocopying, recording, broadcasting or otherwise now known or herein after developed without the previous express consent by the copyright owner, except for reproduction in daily press and regular printed publications on sale to the public within 60 days of the event related to those data/results and always provided that copyright symbol appears together as follows below.
© DORNA, 2015



Warm Up

Moto3

Lap	Lap Time	T1	T2	T3	T4	Speed	Lap	Lap Time	T1	T2	T3	T4	Speed
32nd	24	Tatsuki SUZUKI		CIP		JPN							
		Runs=1	Total laps=8	Full laps=7									
1	4'21.101	2'29.833	45.039	41.291	24.938								
2	2'20.776	37.401	41.675	38.132	23.568	204.5							
3	2'16.903	36.280	40.586	36.895	23.142	206.1							
4	2'24.783	38.276	42.007	39.905	24.595	209.4							
5	2'13.895	35.826	39.463	35.859	22.747	206.2							
6	2'13.211	35.387	38.850	36.015	22.959	211.3							
7	2'15.112	35.148	38.583	38.305	23.076	208.6							
8	2'11.479	34.929	38.278	35.667	22.605	211.4							
33rd	2	Remy GARDNER		CIP		AUS							
		Runs=2	Total laps=8	Full laps=5									
1	3'35.841	1'48.097	43.353	40.067	24.324								
2	2'17.114	36.227	40.260	37.249	23.378	205.4							
3	2'48.091 P	36.695	48.651	49.639	33.106	207.5							
4	2'47.148	1'05.076	42.523	36.524	23.025								
5	2'12.557	35.092	38.616	36.015	22.834	209.4							
6	2'12.252	35.081	38.539	35.814	22.818	208.8							
7	2'12.456	34.862	38.610	35.923	23.061	209.4							
8	2'11.743	35.046	38.186	35.770	22.741	207.6							
34th	12	Matteo FERRARI		San Carlo Team Italia		ITA							
		Runs=1	Total laps=9	Full laps=8									
1	2'53.834	1'04.225	45.128	40.504	23.977								
2	2'18.341	36.036	41.202	37.609	23.494	211.2							
3	2'14.617	35.587	39.767	36.436	22.827	211.5							
4	2'12.927	35.096	38.962	35.985	22.884	212.4							
5	2'12.424	34.663	38.910	36.135	22.716	215.8							
6	2'12.000	34.627	38.798	35.796	22.779	217.6							
7	2'12.145	34.881	38.723	35.848	22.693	214.5							
8	2'12.086	34.872	38.594	35.825	22.795	213.6							
9	2'12.305	34.933	38.510	35.764	23.098	212.0							
35th	97	Maximilian KAPPLE		SAXOPRINT-RTG		GER							
		Runs=1	Total laps=9	Full laps=8									
1	2'48.209	53.406	46.520	43.287	24.996								
2	2'23.949	37.952	42.888	38.916	24.193	201.5							
3	2'16.278	35.970	40.127	36.977	23.204	207.3							
4	2'14.207	35.674	39.188	36.306	23.039	207.8							
5	2'13.603	35.232	39.003	36.286	23.082	208.3							
6	2'12.994	35.272	38.670	35.992	23.060	207.0							
7	2'20.036	36.490	42.806	36.855	23.885	207.7							
8	2'13.555	35.749	38.873	36.184	22.749	204.7							
9	2'13.107	34.959	38.551	36.616	22.981	211.3							
36th	86	Kevin HANUS		Team Hanusch		GER							
		Runs=1	Total laps=6	Full laps=5									
1	9'25.044	7'36.601	43.072	40.369	25.002								
2	2'21.024	37.685	41.212	38.038	24.089	199.6							
3	2'17.639	36.530	40.070	37.383	23.656	201.2							
4	2'15.896	35.645	39.650	37.123	23.478	207.1							
5	2'20.602	36.060	39.857	38.642	26.043	203.2							
6	2'15.999	35.977	39.714	36.924	23.384	202.7							

Fastest Lap: Miguel OLIVEIRA Red Bull KTM Ajo POR **2'08.649** 33.797 37.485 35.152 22.215

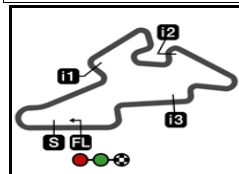
These data/results cannot be reproduced, stored and/or transmitted in whole or in part by any manner of electronic, mechanical, photocopying, recording, broadcasting or otherwise now known or herein after developed without the previous express consent by the copyright owner, except for reproduction in daily press and regular printed publications on sale to the public within 60 days of the event related to those data/results and always provided that copyright symbol appears together as follows below.
© DORNA, 2015

Official MotoGP Timing by **TISSOT**
www.motogp.com



Brno, Sunday, August 16, 2015

Page 4 of 4



5403 m.

bwin GRAND PRIX ČESKÉ REPUBLIKY

Official Starting Grid

Race : 19 laps = 102.657 km



1	1 2'07.667 23 Niccolò ANTONELLI Honda	2 2'07.669 52 Danny KENT Honda	3 2'07.700 9 Jorge NAVARRO Honda
2	4 2'07.815 20 Fabio QUARTARARO Honda	5 2'07.886 10 Alexis MASBOU Honda	6 2'08.115 41 Brad BINDER KTM
3	7 2'08.116 98 Karel HANIKA KTM	8 2'08.283 7 Efrén VAZQUEZ Honda	9 2'08.322 88 Jorge MARTIN Mahindra
4	10 2'08.420 17 John MCPHEE Honda	11 2'08.483 95 Jules DANILO Honda	12 2'08.495 44 Miguel OLIVEIRA KTM
5	13 2'08.517 58 Juanfran GUEVARA Mahindra	14 2'08.555 32 Isaac VIÑALES KTM	15 2'08.598 33 Enea BASTIANINI Honda
6	16 2'08.616 40 Darryn BINDER Mahindra	17 2'08.643 2 Remy GARDNER Mahindra	18 2'08.645 76 Hiroki ONO Honda
7	19 2'08.750 84 Jakub KORNFEIL KTM	20 2'08.856 24 Tatsuki SUZUKI Mahindra	21 2'08.901 55 Andrea LOCATELLI Honda
8	22 2'08.720 5 Romano FENATI KTM	23 2'08.950 48 Lorenzo DALLA PORTA Husqvarna	24 2'08.953 65 Philipp OETTL KTM

Riders #5 FENATI & #11 LOI grid penalty of 3 places due to an infringement of Article 1.21.2 of the FIM Road Racing World Championship Grand Prix Regulations

The results are provisional until the end of the limit for protest and appeals and until the ratification of the Event Management Committee.

Time limit for protest expires 60' at the latest after publication of the results - Mr. Time:

These data/results cannot be reproduced, stored and/or transmitted in whole or in part by any manner of electronic, mechanical, photocopying, recording, broadcasting or otherwise now known or herein after developed without the previous express consent of the copyright owner, except for reproduction in daily press and regular printed publications on sale to the public within 60 days of the event related to those data/results and always provided that copyright symbol appears together as follows below.

© DORNA, 2015

Official MotoGP Timing by TISSOT
www.motogp.com



Brno, Sunday, August 16, 2015



5403 m.

bwin GRAND PRIX ČESKÉ REPUBLIKY

Official Starting Grid

Race : 19 laps = 102.657 km

9	25 2'09.061 91 Gabriel RODRIGO KTM	26 2'09.277 16 Andrea MIGNO KTM	27 2'09.433 21 Francesco BAGNAIA Mahindra
10	28 2'09.433 31 Niklas AJO KTM	29 2'09.583 19 Alessandro TONUCCI Mahindra	30 2'09.653 29 Stefano MANZI Mahindra
11	31 2'09.724 6 Maria HERRERA Husqvarna	32 2'09.473 11 Livio LOI Honda	33 2'10.318 63 Zulfahmi KHAIRUDDIN KTM
12	34 2'10.426 97 Maximilian KAPPLER FTR Honda	35 2'10.695 12 Matteo FERRARI Mahindra	36 2'13.210 86 Kevin HANUS Honda

Riders #5 FENATI & #11 LOI grid penalty of 3 places due to an infringement of Article 1.21.2 of the FIM Road Racing World Championship Grand Prix Regulations

The results are provisional until the end of the limit for protest and appeals and until the ratification of the Event Management Committee.

Time limit for protest expires 60' at the latest after publication of the results - Mr. Time:

These data/results cannot be reproduced, stored and/or transmitted in whole or in part by any manner of electronic, mechanical, photocopying, recording, broadcasting or otherwise now known or herein after developed without the previous express consent by the copyright owner, except for reproduction in daily press and regular printed publications on sale to the public within 60 days of the event related to those data/results and always provided that copyright symbol appears together as follows below.

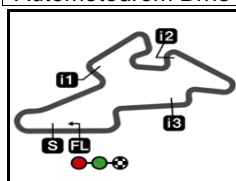
© DORNA, 2015

Official MotoGP Timing by TISSOT
www.motogp.com

Brno, Sunday, August 16, 2015

Page 2 of 2





5403 m.

bwin GRAND PRIX ČESKÉ REPUBLIKY

Warm Up

Best Partial Times

Moto3

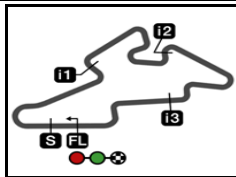
IT Ideal Lap Time, sum of the best partial times

BT Best Lap Time

T1		T2		T3		T4				IT	BT	
Pos	Rider	Time	Rider	Time	Rider	Time	Rider	Time	Pos	Rider	IT	BT
1	J.KORNFEIL	33.795	D.KENT	37.445	D.KENT	35.060	J.DANILO	22.177	1	M.OLIVEIRA	2'08.631	2'08.649 (1)
2	M.OLIVEIRA	33.797	M.OLIVEIRA	37.485	E.VAZQUEZ	35.065	M.OLIVEIRA	22.215	2	D.KENT	2'08.833	2'08.922 (3)
3	J.DANILO	33.920	B.BINDER	37.510	M.OLIVEIRA	35.134	E.VAZQUEZ	22.230	3	E.VAZQUEZ	2'08.896	2'08.896 (2)
4	E.VAZQUEZ	33.936	N.ANTONELLI	37.522	N.ANTONELLI	35.159	J.NAVARRO	22.262	4	N.ANTONELLI	2'09.005	2'09.095 (4)
5	B.BINDER	33.939	F.QUARTARARO	37.607	E.BASTIANINI	35.167	P.OETTL	22.300	5	B.BINDER	2'09.024	2'09.161 (5)
6	E.BASTIANINI	33.967	N.AJO	37.659	J.NAVARRO	35.199	N.ANTONELLI	22.332	6	E.BASTIANINI	2'09.203	2'09.203 (6)
7	N.ANTONELLI	33.992	E.VAZQUEZ	37.665	B.BINDER	35.202	D.KENT	22.334	7	J.DANILO	2'09.211	2'09.627 (9)
8	D.KENT	33.994	E.BASTIANINI	37.678	J.DANILO	35.241	N.AJO	22.336	8	J.KORNFEIL	2'09.269	2'09.576 (7)
9	J.MARTIN	34.007	I.VIÑALES	37.686	D.BINDER	35.248	J.MARTIN	22.338	9	I.VIÑALES	2'09.389	2'09.617 (8)
10	K.HANIKA	34.007	J.KORNFEIL	37.719	N.AJO	35.249	J.KORNFEIL	22.357	10	N.AJO	2'09.399	2'09.736 (11)
11	L.DALLA PORTA	34.014	K.HANIKA	37.736	I.VIÑALES	35.271	B.BINDER	22.373	11	F.QUARTARAR	2'09.463	2'09.819 (12)
12	I.VIÑALES	34.024	A.LOCATELLI	37.772	F.QUARTARARO	35.276	A.MIGNO	22.374	12	J.NAVARRO	2'09.549	2'09.934 (16)
13	A.LOCATELLI	34.042	J.NAVARRO	37.846	S.MANZI	35.277	H.ONO	22.384	13	K.HANIKA	2'09.572	2'09.874 (14)
14	F.QUARTARARO	34.088	A.TONUCCI	37.855	J.MARTIN	35.337	L.DALLA PORTA	22.386	14	A.LOCATELLI	2'09.669	2'09.669 (10)
15	G.RODRIGO	34.101	J.DANILO	37.873	L.DALLA PORTA	35.338	E.BASTIANINI	22.391	15	P.OETTL	2'09.746	2'09.861 (13)
16	A.MASBOU	34.123	G.RODRIGO	37.899	P.OETTL	35.340	S.MANZI	22.393	16	G.RODRIGO	2'09.813	2'09.923 (15)
17	P.OETTL	34.131	A.MASBOU	37.934	A.LOCATELLI	35.350	I.VIÑALES	22.408	17	J.MARTIN	2'09.883	2'10.163 (20)
18	S.MANZI	34.132	P.OETTL	37.975	G.RODRIGO	35.375	K.HANIKA	22.413	18	D.BINDER	2'09.955	2'10.046 (19)
19	N.AJO	34.155	R.FENATI	37.980	A.TONUCCI	35.378	A.TONUCCI	22.417	19	A.TONUCCI	2'09.995	2'10.023 (18)
20	A.MIGNO	34.227	D.BINDER	37.992	J.KORNFEIL	35.398	J.GUEVARA	22.428	20	L.DALLA PORT	2'10.009	2'10.012 (17)
21	J.NAVARRO	34.242	L.LOI	38.093	K.HANIKA	35.416	G.RODRIGO	22.438	21	S.MANZI	2'10.038	2'10.275 (25)
22	H.ONO	34.263	H.ONO	38.138	R.FENATI	35.427	D.BINDER	22.443	22	R.FENATI	2'10.200	2'10.244 (23)
23	J.GUEVARA	34.269	J.GUEVARA	38.147	H.ONO	35.444	F.QUARTARARO	22.492	23	A.MIGNO	2'10.216	2'10.218 (21)
24	D.BINDER	34.272	M.HERRERA	38.154	A.MIGNO	35.452	A.LOCATELLI	22.505	24	H.ONO	2'10.229	2'10.237 (22)

These data/results cannot be reproduced, stored and/or transmitted in whole or in part by any manner of electronic, mechanical, photocopying, recording, broadcasting or otherwise now known or herein after developed without the previous express consent by the copyright owner, except for reproduction in daily press and regular printed publications on sale to the public within 60 days of the event related to those data/results and always provided that copyright symbol appears together as follows below.
© DORNA, 2015





5403 m.

bwin GRAND PRIX ČESKÉ REPUBLIKY

Warm Up

Best Partial Times

Moto3

IT Ideal Lap Time, sum of the best partial times

BT Best Lap Time

T1		T2		T3		T4				IT	BT	
Pos	Rider	Time	Rider	Time	Rider	Time	Rider	Time	Pos	Rider		
25	R.FENATI	34.283	A.MIGNO	38.163	J.MCPHEE	35.476	R.FENATI	22.510	25	A.MASBOU	2'10.242	2'10.255 (24)
26	A.TONUCCI	34.345	R.GARDNER	38.186	M.HERRERA	35.515	L.LOI	22.545	26	J.GUEVARA	2'10.494	2'10.683 (27)
27	Z.KHAIRUDDIN	34.349	J.MARTIN	38.201	L.LOI	35.551	M.HERRERA	22.546	27	M.HERRERA	2'10.600	2'10.779 (28)
28	J.MCPHEE	34.381	S.MANZI	38.236	Z.KHAIRUDDIN	35.585	A.MASBOU	22.557	28	L.LOI	2'10.627	2'10.627 (26)
29	M.HERRERA	34.385	J.MCPHEE	38.265	A.MASBOU	35.628	J.MCPHEE	22.579	29	J.MCPHEE	2'10.701	2'10.863 (29)
30	L.LOI	34.438	L.DALLA PORTA	38.271	J.GUEVARA	35.650	F.BAGNAIA	22.584	30	Z.KHAIRUDDIN	2'10.857	2'10.936 (30)
31	F.BAGNAIA	34.566	T.SUZUKI	38.278	T.SUZUKI	35.667	T.SUZUKI	22.605	31	F.BAGNAIA	2'11.176	2'11.336 (31)
32	M.FERRARI	34.627	Z.KHAIRUDDIN	38.314	F.BAGNAIA	35.703	Z.KHAIRUDDIN	22.609	32	T.SUZUKI	2'11.479	2'11.479 (32)
33	R.GARDNER	34.862	F.BAGNAIA	38.323	M.FERRARI	35.764	M.FERRARI	22.693	33	R.GARDNER	2'11.559	2'11.743 (33)
34	T.SUZUKI	34.929	M.FERRARI	38.510	R.GARDNER	35.770	R.GARDNER	22.741	34	M.FERRARI	2'11.594	2'12.000 (34)
35	M.KAPPLER	34.959	M.KAPPLER	38.551	M.KAPPLER	35.992	M.KAPPLER	22.749	35	M.KAPPLER	2'12.251	2'12.994 (35)
36	K.HANUS	35.645	K.HANUS	39.650	K.HANUS	36.924	K.HANUS	23.384	36	K.HANUS	2'15.603	2'15.896 (36)

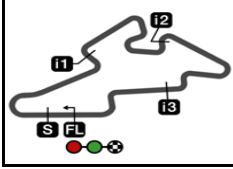
These data/results cannot be reproduced, stored and/or transmitted in whole or in part by any manner of electronic, mechanical, photocopying, recording, broadcasting or otherwise now known or herein after developed without the previous express consent by the copyright owner, except for reproduction in daily press and regular printed publications on sale to the public within 60 days of the event related to those data/results and always provided that copyright symbol appears together as follows below.

© DORNA, 2015

Official MotoGP Timing by TISSOT

www.motogp.com





5403 m.

bwin GRAND PRIX ČESKÉ REPUBLIKY

Warm Up

Fastest Laps Sequence

<i>Practice Time</i>	 <i>Rider</i>	<i>Nation</i>	<i>Motorcycle</i>	<i>Time</i>	<i>Km/h</i>	<i>Rider's Lap</i>
5'07.156	17 John MCPHEE	GBR	HONDA	2'15.456	143.5	2
5'12.352	48 Lorenzo DALLA PORTA	ITA	HUSQVARNA	2'14.171	144.9	2
5'42.844	95 Jules DANILO	FRA	HONDA	2'13.987	145.1	2
7'21.621	10 Alexis MASBOU	FRA	HONDA	2'13.125	146.1	3
7'26.305	52 Danny KENT	GBR	HONDA	2'12.036	147.3	3
7'47.121	84 Jakub KORNFEIL	CZE	KTM	2'11.237	148.2	3
7'48.845	44 Miguel OLIVEIRA	POR	KTM	2'11.211	148.2	3
7'48.941	33 Enea BASTIANINI	ITA	HONDA	2'10.747	148.7	3
9'59.421	44 Miguel OLIVEIRA	POR	KTM	2'10.576	148.9	4
10'00.212	7 Efren VAZQUEZ	SPA	HONDA	2'10.554	148.9	4
10'01.119	23 Niccolò ANTONELLI	ITA	HONDA	2'09.966	149.6	4
12'09.053	44 Miguel OLIVEIRA	POR	KTM	2'09.632	150.0	5
12'09.704	7 Efren VAZQUEZ	SPA	HONDA	2'09.492	150.2	5
12'10.455	23 Niccolò ANTONELLI	ITA	HONDA	2'09.336	150.3	5
18'40.369	23 Niccolò ANTONELLI	ITA	HONDA	2'09.095	150.6	8
18'46.400	44 Miguel OLIVEIRA	POR	KTM	2'09.017	150.7	8
20'28.834	52 Danny KENT	GBR	HONDA	2'08.922	150.8	9
20'55.049	44 Miguel OLIVEIRA	POR	KTM	2'08.649	151.1	9

These data/results cannot be reproduced, stored and/or transmitted in whole or in part by any manner of electronic, mechanical, photocopying, recording, broadcasting or otherwise now known or herein after developed without the previous express consent by the copyright owner, except for reproduction in daily press and regular printed publications on sale to the public within 60 days of the event related to those data/results and always provided that copyright symbol appears together as follows below.

© DORNA, 2015

Official MotoGP Timing by TISSOT
www.motogp.com



Brno, Sunday, August 16, 2015