


5245 m.

GRAN PREMIO D'ITALIA TIM

Race

Classification after 21 laps = 110.145 km

29

Pos		Rider	Nation	Team	Motorcycle	Total Time	Km/h	Gap
1	25	1 Tito RABAT	SPA	EG 0,0 Marc VDS	KALEX	39'40.545	166.5	
2	20	5 Johann ZARCO	FRA	Ajo Motorsport	KALEX	39'40.853	166.5	0.308
3	16	77 Dominique AEGERTER	SWI	Technomag Racing Interwetten	KALEX	39'45.825	166.1	5.280
4	13	22 Sam LOWES	GBR	Speed Up Racing	SPEED UP	39'46.099	166.1	5.554
5	11	39 Luis SALOM	SPA	Paginas Amarillas HP 40	KALEX	39'48.038	166.0	7.493
6	10	19 Xavier SIMEON	BEL	Federal Oil Gresini Moto2	KALEX	39'48.441	166.0	7.896
7	9	60 Julian SIMON	SPA	QMMF Racing Team	SPEED UP	39'51.040	165.8	10.495
8	8	11 Sandro CORTESE	GER	Dynavolt Intact GP	KALEX	39'57.925	165.3	17.380
9	7	49 Axel PONS	SPA	AGR Team	KALEX	39'58.320	165.3	17.775
10	6	7 Lorenzo BALDASSARRI	ITA	Athinà Forward Racing	KALEX	39'59.381	165.2	18.836
11	5	40 Alex RINS	SPA	Paginas Amarillas HP 40	KALEX	40'01.243	165.1	20.698
12	4	73 Alex MARQUEZ	SPA	EG 0,0 Marc VDS	KALEX	40'01.468	165.1	20.923
13	3	30 Takaaki NAKAGAMI	JPN	IDEMITSU Honda Team Asia	KALEX	40'02.978	165.0	22.433
14	2	4 Randy KRUMMENACHE	SWI	JIR Racing Team	KALEX	40'03.307	164.9	22.762
15	1	25 Azlan SHAH	MAL	IDEMITSU Honda Team Asia	KALEX	40'08.260	164.6	27.715
16		23 Marcel SCHROTTER	GER	Tech 3	TECH 3	40'12.006	164.3	31.461
17		88 Ricard CARDUS	SPA	Tech 3	TECH 3	40'12.125	164.3	31.580
18		54 Mattia PASINI	ITA	Gresini Racing	KALEX	40'13.323	164.3	32.778
19		95 Anthony WEST	AUS	QMMF Racing Team	SPEED UP	40'26.572	163.4	46.027
20		96 Louis ROSSI	FRA	Tasca Racing Scuderia Moto2	TECH 3	40'27.102	163.3	46.557
21		10 Thitipong WAROKORN	THA	APH PTT The Pizza SAG	KALEX	40'27.474	163.3	46.929
22		70 Robin MULHAUSER	SWI	Technomag Racing Interwetten	KALEX	40'27.507	163.3	46.962
23		2 Jesko RAFFIN	SWI	sports-millions-EMWE-SAG	KALEX	40'55.546	161.4	1'15.001
24		66 Florian ALT	GER	E-Motion IodaRacing Team	SUTER	40'18.022	156.1	1 lap
Not classified								
		55 Hafizh SYHRIN	MAL	Petronas Raceline Malaysia	KALEX	36'14.248	165.0	2 laps
		94 Jonas FOLGER	GER	AGR Team	KALEX	11'26.611	165.0	15 laps
		3 Simone CORSI	ITA	Athinà Forward Racing	KALEX	12'04.785	156.3	15 laps
		21 Franco MORBIDELLI	ITA	Italtrans Racing Team	KALEX	7'43.889	162.8	17 laps
		36 Mika KALLIO	FIN	Italtrans Racing Team	KALEX	7'44.524	162.5	17 laps
		12 Thomas LUTHI	SWI	Derendinger Racing Interwetten	KALEX	3'53.021	162.0	19 laps
Not finished first lap								
		51 Zaqhwan ZAIDI	MAL	JPMoto Malaysia	SUTER			

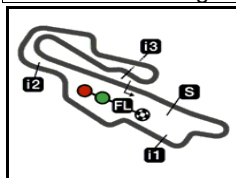
The results are provisional until the end of the limit for protest and appeals.

Time limit for protest expires 30' after publication of the results - Mr. Time:

These data/results cannot be reproduced, stored and/or transmitted in whole or in part by any manner of electronic, mechanical, photocopying, recording, broadcasting or otherwise now known or herein after developed without the previous express consent by the copyright owner, except for reproduction in daily press and regular printed publications on sale to the public within 60 days of the event related to those data/results and always provided that copyright symbol appears together as follows below.

© DORNA, 2015





5245 m.

GRAN PREMIO D'ITALIA TIM

Race

Classification after 21 laps = 110.145 km

29

Pos	Rider	Nation	Team	Motorcycle	Total Time	Km/h	Gap
-----	-------	--------	------	------------	------------	------	-----

Race condition: Dry

Air: 25°

Humidity: 49%

Ground: 46°

Pole Position:

Fastest Lap (New record):

Circuit Record Lap:

Circuit Best Lap:

	Sam LOWES	1'51.514	169.3 Km/h
Lap 7	Tito RABAT	1'52.530	167.7 Km/h
2014	Tito RABAT	1'52.587	167.7 Km/h
2015	Sam LOWES	1'51.514	169.3 Km/h

12:05'00

12:18'00

12:21'44

12:22'48 Zaqhwan ZAIDI

12:23'30 -

12:24'00 Simone CORSI

12:24'15 Florian ALT

12:24'30 Simone CORSI

12:24'43 Florian ALT

12:27'00 Thomas LUTHI

12:30'05 Franco MORBIDELLI

12:30'05 Mika KALLIO

12:32'53 Franco MORBIDELLI

12:33'46 Franco MORBIDELLI

12:34'00 Jonas FOLGER

12:35'54 Simone CORSI

12:58'56 Hafizh SYAHRIN

SIGHTING LAP START

WARM UP LAP START

RACE START

crashed out - Rider OK

No jump start

crashed out - Rider OK

entered pits

re-joined race

re-joined race

crashed out - Rider OK

crashed out - Rider OK

crashed out - Rider OK

re-joined race

retired

crashed out - Rider OK

entered pits and retired

crashed out - Rider OK

The results are provisional until the end of the limit for protest and appeals.

Time limit for protest expires 30' after publication of the results - Mr. Time:

These data/results cannot be reproduced, stored and/or transmitted in whole or in part by any manner of electronic, mechanical, photocopying, recording, broadcasting or otherwise now known or herein after developed without the previous express consent by the copyright owner, except for reproduction in daily press and regular printed publications on sale to the public within 60 days of the event related to those data/results and always provided that copyright symbol appears together as follows below.

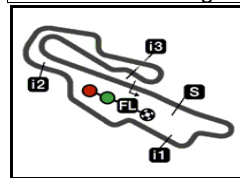
© DORNA, 2015

Official MotoGP Timing by TISSOT
www.motogp.com

Mugello, Sunday, May 31, 2015

Page 2 of 2





5245 m.

GRAN PREMIO D'ITALIA TIM

Moto2

World Championship Classification

30

Rider	Nation	Points	QAT	AME	ARG	SPA	FRA	ITA	CAT	NED	GER	INP	CZE	GBR	RSM	ARA	JPN	AUS	MAL	VAL
1 ZARCO Johann	FRA	109	8	20	25	20	16	20												
2 RABAT Tito	SPA	78	-	13	4	16	20	25												
3 LUTHI Thomas	SWI	68	16	4	10	13	25	-												
4 LOWES Sam	GBR	67	-	25	16	-	13	13												
5 FOLGER Jonas	GER	57	25	-	7	25	-	-												
6 RINS Alex	SPA	54	13	16	20	-	-	5												
7 MORBIDELLI Franco	ITA	54	11	11	11	10	11	-												
8 SIMEON Xavier	BEL	49	20	-	-	11	8	10												
9 SIMON Julian	SPA	34	3	7	-	5	10	9												
10 KALLIO Mika	FIN	31	10	8	13	-	-	-												
11 SYHRIN Hafizh	MAL	31	4	10	6	4	7	-												
12 CORTESE Sandro	GER	30	9	2	9	-	2	8												
13 AEGERTER Dominiqu	SWI	26	1	-	3	-	6	16												
14 SALOM Luis	SPA	25	-	-	5	9	-	11												
15 BALDASSARRI Lorenz	ITA	23	6	-	8	3	-	6												
16 NAKAGAMI Takaaki	JPN	20	2	6	-	-	9	3												
17 MARQUEZ Alex	SPA	18	5	1	1	7	-	4												
18 WEST Anthony	AUS	17	-	9	2	1	5	-												
19 CORSI Simone	ITA	13	-	5	-	8	-	-												
20 SCHROTTER Marcel	GER	12	-	3	-	6	3	-												
21 PONS Axel	SPA	8	-	-	-	-	1	7												
22 KRUMMENACHER Ra	SWI	8	-	-	-	2	4	2												
23 ROSSI Louis	FRA	7	7	-	-	-	-	-												
24 SHAH Azlan	MAL	1	-	-	-	-	-	1												

Constructor	Points	QAT	AME	ARG	SPA	FRA	ITA	CAT	NED	GER	INP	CZE	GBR	RSM	ARA	JPN	AUS	MAL	VAL	
1 KALEX	145	25	20	25	25	25	25													
2 SPEED UP	75	3	25	16	5	13	13													
3 TECH 3	19	7	3	-	6	3	-													

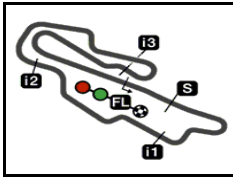
These data/results cannot be reproduced, stored and/or transmitted in whole or in part by any manner of electronic, mechanical, photocopying, recording, broadcasting or otherwise now known or herein after developed without the previous express consent by the copyright owner, except for reproduction in daily press and regular printed publications on sale to the public within 60 days of the event related to those data/results and always provided that copyright symbol appears together as follows below.

© DORNA, 2015

Official MotoGP Timing by 
www.motogp.com



Mugello, Sunday, May 31, 2015



5245 m.

GRAN PREMIO D'ITALIA TIM

Race

Lap Chart

31

Pos	1	2	3	4	5	6	7	8	9	10	11	12	13	14	15	16	17	18	19	20	21	22	23	24	25	26	27	28	29	30	31
Grid	22	77	①	12	39	5	3	19	40	49	11	60	94	55	73	7	30	54	23	4	21	88	36	25	70	96	66	51	2	95	10

1	77	12	22	3	19	39	①	5	94	60	30	7	54	49	11	40	36	21	23	88	73	55	4	96	70	25	95	10	2	66
2	12	77	19	①	94	5	39	60	22	7	30	54	49	11	40	21	36	73	23	88	55	4	25	96	70	95	10	2	3	66
3	77	19	①	94	5	39	60	22	7	11	49	40	21	30	73	54	36	23	55	88	25	4	96	70	95	10	2	3	66	
4	①	77	19	94	5	39	22	7	60	11	21	49	40	73	36	54	30	23	55	25	88	4	96	70	95	10	2	3	66	
5	77	①	5	94	19	39	22	60	7	11	49	40	54	30	55	23	25	88	73	4	96	95	70	10	2	3	66			
6	77	①	94	5	39	19	22	60	7	11	49	40	30	54	55	25	23	73	88	4	96	95	70	10	2	3	66			
7	①	77	5	39	19	22	60	7	11	49	40	30	55	54	25	23	73	88	4	95	96	70	10	2	66					
8	①	77	5	39	22	19	60	7	11	49	40	55	30	25	54	73	23	88	4	95	96	70	10	2	66					
9	①	77	5	22	39	19	60	7	11	49	40	55	25	30	73	54	23	88	4	95	96	70	10	2	66					
10	①	5	77	22	19	39	60	7	11	49	40	55	25	73	30	54	23	4	88	95	96	70	10	2	66					
L a P S 11	①	5	77	22	19	39	60	7	11	49	40	73	55	25	30	23	4	54	88	95	96	70	10	2	66					
12	①	5	77	22	19	39	60	7	11	49	73	40	55	30	25	4	23	88	54	95	96	70	10	2	66					
13	①	5	77	22	19	39	60	7	11	49	73	40	55	30	25	4	23	88	54	95	96	70	10	2	66					
14	①	5	77	22	19	39	60	7	11	49	73	40	55	30	25	4	23	88	54	95	96	70	10	2	66					
15	①	5	77	22	19	39	60	7	11	49	73	40	55	30	25	4	23	54	88	95	96	70	10	2	66					
16	①	5	77	22	19	39	60	11	49	7	73	40	55	30	25	4	23	54	88	95	96	70	10	2	66					
17	①	5	77	22	19	39	60	11	49	7	73	40	55	30	25	4	54	23	88	95	96	70	10	2	66					
18	①	5	77	22	39	19	60	11	49	7	73	40	55	30	25	4	54	23	88	95	96	10	70	2	66					
19	①	5	77	22	39	19	60	11	49	7	73	40	55	30	4	25	23	54	88	95	96	10	70	2	66					
20	①	5	77	22	39	19	60	11	49	7	73	40	30	4	25	23	88	54	95	10	96	70	2	66						
21	①	5	77	22	39	19	60	11	49	7	40	73	30	4	25	23	88	54	95	96	10	70	2							

○ Winner

□ Lapped rider

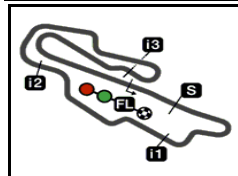
These data/results cannot be reproduced, stored and/or transmitted in whole or in part by any manner of electronic, mechanical, photocopying, recording, broadcasting or otherwise now known or herein after developed without the previous express consent by the copyright owner, except for reproduction in daily press and regular printed publications on sale to the public within 60 days of the event related to those data/results and always provided that copyright symbol appears together as follows below.

© DORNA, 2015

Official MotoGP Timing by TISSOT
www.motogp.com

Mugello, Sunday, May 31, 2015






5245 m.

GRAN PREMIO D'ITALIA TIM

Race

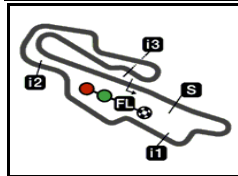
Fastest Lap of Each Rider

32

	Rider	Nation	Team	Motorcycle	Time	Lap Total	Gap
1	1 Tito RABAT	SPA	EG 0,0 Marc VDS	KALEX	1'52.530	7 21	
2	39 Luis SALOM	SPA	Paginas Amarillas HP 40	KALEX	1'52.619	4 21	0.089 0.089
3	94 Jonas FOLGER	GER	AGR Team	KALEX	1'52.671	3 6	0.141 0.052
4	5 Johann ZARCO	FRA	Ajo Motorsport	KALEX	1'52.685	21 21	0.155 0.014
5	77 Dominique AEGERTER	SWI	Technomag Racing Interwetten	KALEX	1'52.848	3 21	0.318 0.163
6	22 Sam LOWES	GBR	Speed Up Racing	SPEED UP	1'52.860	11 21	0.330 0.012
7	19 Xavier SIMEON	BEL	Federal Oil Gresini Moto2	KALEX	1'52.934	3 21	0.404 0.074
8	7 Lorenzo BALDASSARRI	ITA	Athinà Forward Racing	KALEX	1'52.994	8 21	0.464 0.060
9	60 Julian SIMON	SPA	QMMF Racing Team	SPEED UP	1'53.063	11 21	0.533 0.069
10	12 Thomas LUTHI	SWI	Derendinger Racing Interwetten	KALEX	1'53.065	2 2	0.535 0.002
11	11 Sandro CORTESE	GER	Dynavolt Intact GP	KALEX	1'53.218	8 21	0.688 0.153
12	21 Franco MORBIDELLI	ITA	Italtrans Racing Team	KALEX	1'53.264	4 4	0.734 0.046
13	25 Azlan SHAH	MAL	IDEMITSU Honda Team Asia	KALEX	1'53.284	3 21	0.754 0.020
14	49 Axel PONS	SPA	AGR Team	KALEX	1'53.318	10 21	0.788 0.034
15	73 Alex MARQUEZ	SPA	EG 0,0 Marc VDS	KALEX	1'53.349	4 21	0.819 0.031
16	36 Mika KALLIO	FIN	Italtrans Racing Team	KALEX	1'53.432	4 4	0.902 0.083
17	40 Alex RINS	SPA	Paginas Amarillas HP 40	KALEX	1'53.492	4 21	0.962 0.060
18	4 Randy KRUMMENACHER	SWI	JIR Racing Team	KALEX	1'53.516	16 21	0.986 0.024
19	55 Hafiz SYHRIN	MAL	Petronas Raceline Malaysia	KALEX	1'53.599	19 19	1.069 0.083
20	30 Takaaki NAKAGAMI	JPN	IDEMITSU Honda Team Asia	KALEX	1'53.683	15 21	1.153 0.084
21	23 Marcel SCHROTTER	GER	Tech 3	TECH 3	1'53.828	7 21	1.298 0.145
22	88 Ricard CARDUS	SPA	Tech 3	TECH 3	1'53.900	9 21	1.370 0.072
23	54 Mattia PASINI	ITA	Gresini Racing	KALEX	1'53.902	5 21	1.372 0.002
24	3 Simone CORSI	ITA	Athinà Forward Racing	KALEX	1'53.976	4 6	1.446 0.074
25	95 Anthony WEST	AUS	QMMF Racing Team	SPEED UP	1'54.245	3 21	1.715 0.269
26	96 Louis ROSSI	FRA	Tasca Racing Scuderia Moto2	TECH 3	1'54.572	3 21	2.042 0.327
27	10 Thitipong WAROKORN	THA	APH PTT The Pizza SAG	KALEX	1'54.579	7 21	2.049 0.007
28	70 Robin MULHAUSER	SWI	Technomag Racing Interwetten	KALEX	1'54.615	3 21	2.085 0.036
29	2 Jesko RAFFIN	SWI	sports-millions-EMWE-SAG	KALEX	1'55.652	4 21	3.122 1.037
30	66 Florian ALT	GER	E-Motion IodaRacing Team	SUTER	1'56.121	6 20	3.591 0.469

These data/results cannot be reproduced, stored and/or transmitted in whole or in part by any manner of electronic, mechanical, photocopying, recording, broadcasting or otherwise now known or herein after developed without the previous express consent by the copyright owner, except for reproduction in daily press and regular printed publications on sale to the public within 60 days of the event related to those data/results and always provided that copyright symbol appears together as follows below.

© DORNA, 2015



5245 m.

GRAN PREMIO D'ITALIA TIM

After the Race

Event Best Maximum Speed

33



Rider	Nation Team	Motorcycle	Km/h	
40 Alex RINS	SPA Paginas Amarillas HP 40	KALEX	290.0	Qualifying
11 Sandro CORTESE	GER Dynavolt Intact GP	KALEX	289.6	Free Practice
73 Alex MARQUEZ	SPA EG 0,0 Marc VDS	KALEX	289.5	Qualifying
39 Luis SALOM	SPA Paginas Amarillas HP 40	KALEX	289.0	Qualifying
3 Simone CORSI	ITA Athinà Forward Racing	KALEX	289.0	Qualifying
77 Dominique AEGERTER	SWI Technomag Racing Interwetten	KALEX	288.9	Qualifying
1 Tito RABAT	SPA EG 0,0 Marc VDS	KALEX	288.7	Race
94 Jonas FOLGER	GER AGR Team	KALEX	288.6	Race
25 Azlan SHAH	MAL IDEMITSU Honda Team Asia	KALEX	288.1	Qualifying
96 Louis ROSSI	FRA Tasca Racing Scuderia Moto2	TECH 3	287.9	Free Practice
88 Ricard CARDUS	SPA Tech 3	TECH 3	287.7	Qualifying
21 Franco MORBIDELLI	ITA Italtrans Racing Team	KALEX	287.5	Free Practice
30 Takaaki NAKAGAMI	JPN IDEMITSU Honda Team Asia	KALEX	287.2	Race
60 Julian SIMON	SPA QMMF Racing Team	SPEED UP	287.2	Qualifying
12 Thomas LUTHI	SWI Derendinger Racing Interwetten	KALEX	287.0	Free Practice
23 Marcel SCHROTTER	GER Tech 3	TECH 3	286.7	Race
70 Robin MULHAUSER	SWI Technomag Racing Interwetten	KALEX	286.7	Free Practice
54 Mattia PASINI	ITA Gresini Racing	KALEX	286.6	Race
36 Mika KALLIO	FIN Italtrans Racing Team	KALEX	286.3	Qualifying
5 Johann ZARCO	FRA Ajo Motorsport	KALEX	286.3	Free Practice
55 Hafizh SYAHRIN	MAL Petronas Raceline Malaysia	KALEX	286.3	Qualifying
7 Lorenzo BALDASSARRI	ITA Athinà Forward Racing	KALEX	286.1	Warm Up
22 Sam LOWES	GBR Speed Up Racing	SPEED UP	285.7	Free Practice
19 Xavier SIMEON	BEL Federal Oil Gresini Moto2	KALEX	285.7	Qualifying
49 Axel PONS	SPA AGR Team	KALEX	285.6	Free Practice
66 Florian ALT	GER E-Motion IodaRacing Team	SUTER	283.9	Warm Up
2 Jesko RAFFIN	SWI sports-millions-EMWE-SAG	KALEX	283.6	Free Practice
95 Anthony WEST	AUS QMMF Racing Team	SPEED UP	283.6	Free Practice
4 Randy KRUMMENACHER	SWI JIR Racing Team	KALEX	283.6	Race
10 Thitipong WAROKORN	THA APH PTT The Pizza SAG	KALEX	282.6	Race
51 Zaqwan ZAIDI	MAL JPMoto Malaysia	SUTER	280.8	Warm Up

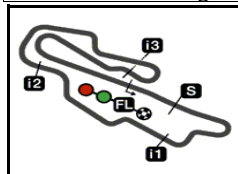
These data/results cannot be reproduced, stored and/or transmitted in whole or in part by any manner of electronic, mechanical, photocopying, recording, broadcasting or otherwise now known or herein after developed without the previous express consent by the copyright owner, except for reproduction in daily press and regular printed publications on sale to the public within 60 days of the event related to those data/results and always provided that copyright symbol appears together as follows below.

© DORNA, 2015

Official MotoGP Timing by TISSOT
www.motogp.com

Mugello, Sunday, May 31, 2015





5245 m.

GRAN PREMIO D'ITALIA TIM

Race

Chronological Analysis of Performances

34

P Crossing the finish line in pit lane		T1 Time from finish line to 1st intermediate		T2 Time from 1st intermed. to 2nd intermed.		T3 Time from 2nd intermed. to 3rd intermed.		T4 Time from 3rd intermediate to finish line								
Lap	Lap Time	T1	T2	T3	T4	Speed	Lap	Lap Time	T1	T2	T3	T4	Speed			
1st	1	Tito RABAT				EG 0,0 Marc VDS		SPA		3	1'52.848	26.765	23.604	36.018	26.461	280.7
							4	1'53.277	26.850	23.606	36.437	26.384	277.2			
							5	1'53.520	27.098	23.605	36.315	26.502	271.8			
1	2'00.438	33.791	23.894	36.251	26.502	212.6	6	1'53.331	26.893	23.630	36.360	26.448	276.0			
2	1'53.491	27.482	23.492	36.178	26.339	288.7	7	1'53.023	26.997	23.470	36.333	26.223	275.2			
3	1'52.580	26.851	23.372	36.157	26.200	279.7	8	1'53.099	26.805	23.532	36.366	26.396	280.8			
4	1'52.788	26.844	23.316	36.417	26.211	280.5	9	1'53.357	26.865	23.643	36.272	26.577	280.1			
5	1'53.846	27.230	23.720	36.507	26.389	272.4	10	1'53.317	27.162	23.570	36.243	26.342	281.1			
6	1'53.085	26.849	23.524	36.338	26.374	279.2	11	1'52.949	26.831	23.674	36.193	26.251	281.3			
7	1'52.530	26.678	23.314	36.217	26.321	280.1	12	1'53.214	26.813	23.600	36.232	26.569	283.1			
8	1'52.754	26.829	23.309	36.193	26.423	276.6	13	1'52.899	26.710	23.597	36.307	26.285	281.9			
9	1'52.893	26.918	23.438	36.181	26.356	275.7	14	1'53.359	26.717	23.651	36.441	26.550	281.6			
10	1'52.805	26.859	23.421	36.137	26.388	276.3	15	1'53.346	26.832	23.625	36.439	26.450	281.2			
11	1'53.153	26.923	23.427	36.364	26.439	277.2	16	1'53.357	26.843	23.660	36.382	26.472	282.6			
12	1'53.052	26.894	23.502	36.225	26.431	276.9	17	1'53.431	26.736	23.786	36.382	26.527	281.6			
13	1'52.905	26.946	23.437	36.176	26.346	276.3	18	1'53.396	26.781	23.693	36.392	26.530	280.5			
14	1'52.888	26.833	23.377	36.245	26.433	278.2	19	1'53.733	26.946	23.725	36.468	26.594	279.3			
15	1'53.270	26.882	23.582	36.393	26.413	278.7	20	1'53.794	26.902	23.725	36.584	26.583	279.1			
16	1'53.050	26.790	23.597	36.231	26.432	279.4	21	1'53.397	26.797	23.677	36.487	26.436	278.9			
17	1'53.008	26.789	23.538	36.315	26.366	278.9										
18	1'52.925	26.814	23.449	36.267	26.395	278.3	4th	22	Sam LOWES				Speed Up Racing	GBR		
19	1'53.059	26.841	23.445	36.252	26.521	276.7	1	1'59.962	32.997	23.764	36.677	26.524	213.0			
20	1'53.154	26.892	23.610	36.279	26.373	276.6	2	1'55.435	29.251	23.647	36.375	26.162				
21	1'52.871	26.856	23.452	36.184	26.379	276.5	3	1'52.912	26.936	23.517	36.163	26.296	283.7			
							4	1'52.909	27.009	23.435	36.131	26.346	285.6			
2nd	5	Johann ZARCO				Ajo Motorsport		FRA		5	1'53.039	26.991	23.405	36.328	26.315	278.2
							6	1'53.204	27.007	23.603	36.383	26.211	280.5			
1	2'00.694	33.855	23.968	36.287	26.584	214.2	7	1'53.300	27.006	23.571	36.470	26.253	282.6			
2	1'53.619	27.608	23.685	35.958	26.368	284.1	8	1'53.008	26.951	23.400	36.262	26.395	276.2			
3	1'52.753	27.028	23.515	35.925	26.285	278.4	9	1'52.986	26.922	23.469	36.157	26.438	277.9			
4	1'53.069	26.926	23.577	36.202	26.364	278.3	10	1'53.013	26.976	23.406	36.245	26.386	276.1			
5	1'53.460	27.005	23.509	36.534	26.412	281.6	11	1'52.860	26.877	23.465	36.176	26.342	277.4			
6	1'53.150	27.149	23.508	36.154	26.339	274.1	12	1'53.118	26.941	23.439	36.264	26.474	277.5			
7	1'52.779	26.874	23.394	36.177	26.334	282.5	13	1'53.229	26.922	23.457	36.420	26.430	278.1			
8	1'52.845	26.848	23.469	36.165	26.363	276.4	14	1'53.413	26.972	23.580	36.386	26.475	277.6			
9	1'53.332	26.870	23.666	36.250	26.546	282.2	15	1'53.201	26.886	23.506	36.272	26.537	278.4			
10	1'52.912	26.937	23.451	36.121	26.403	279.7	16	1'53.509	26.925	23.645	36.306	26.633	276.7			
11	1'52.978	26.889	23.531	36.162	26.396	274.5	17	1'53.643	26.990	23.735	36.429	26.489	278.2			
12	1'52.884	26.902	23.478	36.156	26.348	274.3	18	1'53.590	26.898	23.615	36.490	26.587	276.9			
13	1'52.759	26.865	23.506	36.076	26.312	274.7	19	1'53.293	27.054	23.415	36.322	26.502	275.6			
14	1'52.781	26.814	23.439	36.103	26.425	275.9	20	1'53.369	26.900	23.564	36.312	26.593	275.7			
15	1'52.960	26.849	23.484	36.156	26.471	275.0	21	1'53.106	27.184	23.506	36.169	26.247	277.0			
16	1'53.019	26.840	23.640	36.108	26.431	277.5										
17	1'53.059	26.865	23.562	36.201	26.431	277.4	5th	39	Luis SALOM				Paginas Amarillas HP	SPA		
18	1'53.019	26.915	23.454	36.188	26.462	277.7	1	2'00.302	33.627	23.814	36.392	26.469	214.5			
19	1'53.156	26.991	23.524	36.248	26.393	275.9	2	1'54.544	28.058	23.972	36.217	26.297				
20	1'52.940	26.879	23.498	36.165	26.398	274.3	3	1'52.705	26.894	23.403	36.013	26.395	280.5			
21	1'52.685	26.787	23.487	35.996	26.415	274.7	4	1'52.619	26.958	23.423	35.971	26.267	280.5			
							5	1'53.800	27.052	23.618	36.726	26.404	285.4			
3rd	77	Dominique AEGER				Technomag Racing In		SWI		6	1'53.073	26.935	23.457	36.310	26.371	286.3
1	1'59.828	32.729	23.916	36.541	26.642	213.1										
2	1'53.350	26.998	23.633	36.363	26.356	276.7										

Fastest Lap:

1'52.530 26.678 23.314 36.217 26.321

These data/results cannot be reproduced, stored and/or transmitted in whole or in part by any manner of electronic, mechanical, photocopying, recording, broadcasting or otherwise now known or herein after developed without the previous express consent by the copyright owner, except for reproduction in daily press and regular printed publications on sale to the public within 60 days of the event related to those data/results and always provided that copyright symbol appears together as follows below.

© DORNA, 2015



Race

Moto2

Lap	Lap Time	T1	T2	T3	T4	Speed	Lap	Lap Time	T1	T2	T3	T4	Speed		
7	1'53.125	26.842	23.541	36.296	26.446	283.0	8th 11	Sandro CORTESE	Dynavolt Intact GP				GER		
8	1'53.047	26.922	23.432	36.269	26.424	280.3			1	2'02.332	34.242	24.390	37.112	26.588	224.6
9	1'53.762	26.913	23.670	36.656	26.523	278.3			2	1'54.039	27.295	23.898	36.477	<u>26.369</u>	288.1
10	1'53.978	27.367	23.777	36.399	26.435	283.0			3	1'53.801	27.168	23.622	36.565	26.446	<u>288.4</u>
11	1'53.115	26.873	23.484	36.258	26.500	281.4			4	1'53.504	27.067	23.626	36.265	26.546	280.9
12	1'53.278	26.946	23.561	36.306	26.465	282.7			5	1'53.529	26.977	23.536	36.274	26.742	280.3
13	1'53.539	26.981	23.731	36.383	26.444	282.2			6	1'53.544	26.941	23.580	36.362	26.661	279.5
14	1'53.473	27.033	23.631	36.454	26.355	285.2			7	1'53.572	26.937	23.675	36.380	26.580	280.6
15	1'53.311	26.952	23.657	36.262	26.440	282.7			8	1'53.218	26.998	<u>23.485</u>	<u>36.164</u>	26.571	280.2
16	1'53.462	26.984	23.789	36.322	26.367	283.9			9	1'53.482	27.044	23.544	36.307	26.587	279.3
17	1'53.274	<u>26.816</u>	23.680	36.386	26.392	284.2			10	1'53.594	27.105	23.518	36.382	26.589	280.0
18	1'53.195	26.847	23.593	36.353	26.402	281.9			11	1'53.939	27.123	23.706	36.461	26.649	279.5
19	1'53.437	26.946	23.609	36.364	26.518	279.3			12	1'53.967	27.188	23.761	36.314	26.704	279.3
20	1'53.314	26.987	23.621	36.301	26.405	278.4			13	1'53.436	<u>26.874</u>	23.642	36.259	26.661	279.7
21	1'53.685	26.983	23.658	36.424	26.620	279.6			14	1'53.750	26.985	23.669	36.416	26.680	279.4
6th 19	Xavier SIMEON	Federal Oil Gresini Mo				BEL			15	1'53.806	27.013	23.715	36.263	26.815	280.9
1	2'00.159	33.506	23.671	36.552	26.430	218.7			16	1'53.921	26.953	23.713	36.485	26.770	280.3
2	1'53.385	27.165	23.463	36.269	26.488				17	1'54.235	27.298	23.909	36.317	26.711	275.6
3	1'52.934	26.989	<u>23.319</u>	<u>36.187</u>	26.439	276.9			18	1'53.939	27.104	23.775	36.345	26.715	280.1
4	1'53.271	27.073	23.417	36.490	26.291	275.7			19	1'53.953	26.991	23.685	36.430	26.847	277.9
5	1'54.143	27.103	23.579	37.018	26.443	279.9			20	1'53.975	27.195	23.672	36.363	26.745	277.1
6	1'53.327	27.219	23.536	36.307	<u>26.265</u>	282.1	21	1'54.389	27.138	23.816	36.589	26.846	277.6		
7	1'53.511	26.979	23.689	36.454	26.389	<u>283.0</u>	9th 49	Axel PONS	AGR Team				SPA		
8	1'53.489	27.231	23.469	36.387	26.402	275.1	1	2'02.092	34.679	24.441	36.493	26.479	220.5		
9	1'53.095	26.986	23.434	36.261	26.414	278.8	2	1'54.101	27.380	23.912	36.420	<u>26.389</u>	<u>284.6</u>		
10	1'53.179	26.915	23.577	36.352	26.335	281.5	3	1'53.989	27.025	23.781	36.521	26.662	283.3		
11	1'53.347	27.002	23.521	36.337	26.487	278.2	4	1'53.708	27.195	23.643	<u>36.268</u>	26.602	275.2		
12	1'53.309	26.956	23.470	36.381	26.502	278.1	5	1'53.550	26.962	23.626	36.297	26.665	276.4		
13	1'53.582	27.079	23.609	36.345	26.549	277.9	6	1'53.525	26.930	23.669	36.308	26.618	278.5		
14	1'53.442	26.928	23.563	36.441	26.510	277.8	7	1'53.559	26.918	23.720	36.394	26.527	279.2		
15	1'53.345	<u>26.895</u>	23.561	36.391	26.498	279.7	8	1'53.441	26.959	23.674	36.321	26.487	280.0		
16	1'53.340	26.956	23.565	36.369	26.450	279.5	9	1'53.611	27.082	23.608	36.339	26.582	276.3		
17	1'53.498	26.928	23.620	36.435	26.515	279.3	10	1'53.318	26.946	<u>23.557</u>	36.306	26.509	276.9		
18	1'53.581	27.211	23.537	36.395	26.438	279.7	11	1'53.922	27.051	23.716	36.481	26.674	278.9		
19	1'53.478	26.929	23.624	36.487	26.438	280.6	12	1'54.031	27.161	23.843	36.454	26.573	278.1		
20	1'53.323	26.934	23.662	36.362	26.365	279.4	13	1'53.466	<u>26.887</u>	23.690	36.395	26.494	278.2		
21	1'53.703	27.020	23.554	36.361	26.768	277.2	14	1'53.648	26.986	23.664	36.469	26.529	277.7		
7th 60	Julian SIMON	QMMF Racing Team				SPA	15	1'53.974	27.036	23.845	36.440	26.653	278.7		
1	2'01.131	33.959	24.077	36.559	26.536	221.1	16	1'53.888	27.060	23.756	36.466	26.606	277.2		
2	1'53.998	27.422	23.698	36.540	26.338	285.1	17	1'54.306	27.202	23.937	36.553	26.614	277.4		
3	1'53.146	26.909	<u>23.477</u>	<u>36.274</u>	26.486	282.4	18	1'53.827	27.030	23.694	36.531	26.572	278.1		
4	1'53.585	27.200	23.550	36.457	26.378	279.5	19	1'53.908	27.073	23.756	36.504	26.575	276.7		
5	1'53.300	<u>26.743</u>	23.538	36.521	26.498	283.4	20	1'54.009	27.046	23.799	36.547	26.617	276.7		
6	1'53.087	26.830	23.517	36.330	26.410	280.5	21	1'54.447	27.124	23.810	36.718	26.795	276.7		
7	1'53.150	26.811	23.534	36.448	26.357	280.6	10th 7	Lorenzo BALDASS	Athinà Forward Racin				ITA		
8	1'53.162	26.902	23.552	36.327	26.381	283.3	1	2'01.799	34.580	24.368	36.331	26.520	221.4		
9	1'53.085	26.842	23.506	36.277	26.460	282.2	2	1'53.609	27.146	23.710	36.246	26.507	279.6		
10	1'53.536	26.861	23.721	36.620	<u>26.334</u>	282.8	3	1'53.283	27.111	23.489	36.202	26.481	280.2		
11	1'53.063	26.836	23.507	36.352	26.368	283.2	4	1'53.132	26.894	<u>23.446</u>	36.263	26.529	277.8		
12	1'53.375	26.980	23.583	36.416	26.396	284.4	5	1'53.584	27.003	23.515	36.430	26.636	277.2		
13	1'53.417	26.852	23.716	36.415	26.434	283.0	6	1'53.774	27.135	23.602	36.438	26.599	279.5		
14	1'53.545	27.024	23.669	36.438	26.414	<u>286.0</u>	7	1'53.096	26.884	23.472	36.211	26.529	275.0		
15	1'53.322	26.940	23.622	36.314	26.446	285.3	8	1'52.994	26.906	23.513	<u>36.114</u>	26.461	276.4		
16	1'53.538	26.945	23.667	36.518	26.408	286.0	9	1'53.220	26.888	23.468	36.286	26.578	276.6		
17	1'53.501	26.864	23.684	36.437	26.516	285.0	10	1'53.124	26.910	23.515	36.182	26.517	275.3		
18	1'53.448	26.872	23.600	36.490	26.486	283.1	11	1'53.198	26.836	23.550	36.305	26.507	278.5		
19	1'54.131	26.940	23.648	36.911	26.632	283.2	12	1'53.181	26.874	23.600	36.265	<u>26.442</u>	274.8		
20	1'54.076	26.972	23.725	36.750	26.629	279.9	13	1'53.361	<u>26.830</u>	23.577	36.364	26.590	280.2		
21	1'54.444	27.128	23.862	36.647	26.807	278.9									

Fastest Lap:

1'52.530 26.678 23.314 36.217 26.321

These data/results cannot be reproduced, stored and/or transmitted in whole or in part by any manner of electronic, mechanical, photocopying, recording, broadcasting or otherwise now known or herein after developed without the previous express consent by the copyright owner, except for reproduction in daily press and regular printed publications on sale to the public within 60 days of the event related to those data/results and always provided that copyright symbol appears together as follows below.

© DORNA, 2015



Race

Moto2

Lap	Lap Time	T1	T2	T3	T4	Speed	Lap	Lap Time	T1	T2	T3	T4	Speed
14	1'53.448	26.850	23.647	36.474	26.477	279.3	5	1'53.901	27.204	23.784	36.395	26.518	286.8
15	1'53.407	26.873	23.591	36.423	26.520	282.5	6	1'53.739	27.042	23.741	36.464	26.492	284.9
16	2'01.908	26.858	23.672	44.041	27.337	281.1	7	1'53.962	27.008	23.789	36.657	26.508	280.3
17	1'54.024	27.124	23.806	36.450	26.644	275.6	8	1'54.181	27.019	24.198	36.526	26.438	283.1
18	1'53.582	26.927	23.613	36.384	26.658	275.3	9	1'54.671	27.778	23.739	36.495	26.659	283.6
19	1'53.617	27.022	23.614	36.300	26.681	273.0	10	1'54.288	27.332	23.876	36.570	26.510	286.0
20	1'53.983	27.136	23.719	36.465	26.663	271.4	11	1'54.029	27.172	23.777	36.649	26.431	287.2
21	1'54.057	27.097	23.792	36.410	26.758	274.5	12	1'53.855	26.977	23.765	36.596	26.517	287.1
11th 40 Alex RINS Paginas Amarillas HP SPA							13	1'53.895	27.105	23.730	36.577	26.483	282.8
							14	1'53.941	27.060	23.773	36.590	26.518	280.4
							15	1'53.683	26.975	23.733	36.469	26.506	282.4
1	2'02.651	34.510	24.741	36.589	26.811	220.5	16	1'53.946	27.000	23.720	36.650	26.576	283.7
2	1'53.902	27.263	23.933	36.313	26.393	284.5	17	1'53.794	27.056	23.744	36.461	26.533	283.0
3	1'54.056	27.144	23.608	36.600	26.704	287.7	18	1'53.740	27.036	23.682	36.449	26.573	283.1
4	1'53.492	27.164	23.550	36.381	26.397	279.5	19	1'53.843	27.083	23.718	36.409	26.633	283.5
5	1'54.199	27.657	23.676	36.315	26.551	288.0	20	1'54.303	27.086	23.864	36.635	26.718	280.9
6	1'54.073	27.155	23.631	36.652	26.635	280.3	21	1'53.926	27.096	23.739	36.424	26.667	278.7
7	1'54.298	27.141	23.828	36.648	26.681	280.1	14th 4 Randy KRUMMENA JIR Racing Team SWI						
8	1'54.189	27.127	23.728	36.611	26.723	280.2	1	2'03.835	35.040	25.350	36.714	26.731	224.2
9	1'54.369	27.508	23.731	36.562	26.568	279.5	2	1'54.315	27.097	24.037	36.516	26.665	279.5
10	1'54.172	27.131	23.689	36.622	26.730	280.5	3	1'53.985	27.015	23.839	36.482	26.649	278.4
11	1'53.989	27.109	23.634	36.536	26.710	277.8	4	1'54.158	27.172	23.946	36.328	26.712	283.6
12	1'53.842	27.057	23.795	36.484	26.506	279.9	5	1'54.813	27.108	24.032	37.040	26.633	279.4
13	1'53.716	26.966	23.670	36.469	26.611	280.9	6	1'54.207	27.057	23.833	36.784	26.533	278.4
14	1'53.831	27.151	23.675	36.340	26.665	284.2	7	1'53.959	26.949	23.886	36.446	26.678	279.2
15	1'53.804	27.047	23.606	36.511	26.640	281.6	8	1'54.223	27.125	23.830	36.627	26.641	281.9
16	1'53.925	27.120	23.776	36.477	26.552	277.7	9	1'53.945	27.051	23.754	36.523	26.617	282.5
17	1'53.658	27.133	23.624	36.505	26.396	282.9	10	1'53.789	27.005	23.740	36.469	26.575	280.8
18	1'53.750	26.891	23.693	36.617	26.549	286.2	11	1'54.192	27.037	24.045	36.491	26.619	277.4
19	1'53.699	27.109	23.683	36.366	26.541	284.7	12	1'54.392	27.037	24.124	36.516	26.715	278.7
20	1'53.978	26.983	23.699	36.658	26.638	277.7	13	1'53.728	26.992	23.708	36.344	26.684	275.0
21	1'53.650	27.024	23.642	36.418	26.566	281.7	14	1'53.880	27.016	23.770	36.413	26.681	274.8
12th 73 Alex MARQUEZ EG 0,0 Marc VDS SPA							15	1'53.736	26.935	23.776	36.372	26.653	276.2
1	2'03.396	35.166	24.930	36.683	26.617	224.4	16	1'53.516	26.895	23.722	36.345	26.554	277.9
2	1'53.922	27.200	23.831	36.519	26.372	286.3	17	1'53.802	26.887	23.847	36.418	26.650	280.6
3	1'53.546	26.880	23.762	36.575	26.329	285.7	18	1'53.870	27.017	23.803	36.462	26.588	281.9
4	1'53.349	27.080	23.652	36.277	26.340	287.4	19	1'53.595	26.863	23.738	36.363	26.631	281.9
5	1'56.621	28.565	24.232	37.334	26.490	289.2	20	1'53.679	26.928	23.834	36.350	26.567	274.1
6	1'53.895	27.120	23.758	36.573	26.444	287.1	21	1'53.688	26.891	23.789	36.289	26.719	276.7
7	1'53.355	26.885	23.791	36.381	26.298	282.5	15th 25 Azlan SHAH IDEMITSU Honda Tea MAL						
8	1'53.788	26.908	23.653	36.662	26.565	283.8	1	2'04.961	35.143	25.398	37.728	26.692	231.8
9	1'53.961	27.040	23.816	36.442	26.663	286.7	2	1'53.845	27.194	23.927	36.298	26.426	284.5
10	1'53.977	27.184	23.770	36.522	26.501	288.8	3	1'53.284	26.871	23.775	36.243	26.395	280.0
11	1'53.674	26.880	23.739	36.426	26.629	286.0	4	1'53.790	27.064	23.872	36.352	26.502	283.7
12	1'53.658	26.830	23.827	36.340	26.661	284.8	5	1'54.101	27.315	24.003	36.516	26.267	280.3
13	1'53.710	26.925	23.707	36.415	26.663	278.8	6	1'53.407	27.194	23.743	36.209	26.261	284.8
14	1'53.880	27.118	23.657	36.336	26.769	278.9	7	1'54.203	27.225	23.890	36.463	26.625	284.4
15	1'53.758	26.914	23.645	36.465	26.734	280.3	8	1'53.934	27.023	23.715	36.622	26.574	282.5
16	1'53.991	27.116	23.695	36.466	26.714	280.7	9	1'53.985	26.995	23.854	36.537	26.599	281.6
17	1'53.516	26.962	23.617	36.378	26.559	280.3	10	1'54.224	27.305	23.827	36.538	26.554	282.8
18	1'53.820	26.935	23.694	36.596	26.595	280.8	11	1'54.224	27.299	23.870	36.531	26.524	276.0
19	1'53.674	27.019	23.614	36.454	26.587	279.0	12	1'54.197	27.468	23.776	36.453	26.500	277.7
20	1'54.079	26.987	23.700	36.687	26.705	279.3	13	1'53.901	27.110	23.876	36.545	26.370	283.4
21	1'53.898	27.235	23.822	36.385	26.456	279.0	14	1'53.926	26.971	23.871	36.677	26.407	283.9
13th 30 Takaaki NAKAGAMI IDEMITSU Honda Tea JPN							15	1'54.136	27.048	23.932	36.577	26.579	286.0
1	2'01.631	34.082	24.180	36.712	26.657	225.6	16	1'54.299	27.019	23.888	36.652	26.740	280.3
2	1'54.367	27.264	23.981	36.561	26.561	282.5	17	1'53.862	26.990	23.845	36.431	26.596	280.2
3	1'54.653	27.083	23.834	37.164	26.572	279.5	18	1'53.916	27.067	23.777	36.448	26.624	281.1
4	1'54.630	27.789	23.775	36.520	26.546	279.1	19	1'54.387	27.279	23.788	36.445	26.875	278.7

Fastest Lap:

1'52.530 26.678 23.314 36.217 26.321

These data/results cannot be reproduced, stored and/or transmitted in whole or in part by any manner of electronic, mechanical, photocopying, recording, broadcasting or otherwise now known or herein after developed without the previous express consent by the copyright owner, except for reproduction in daily press and regular printed publications on sale to the public within 60 days of the event related to those data/results and always provided that copyright symbol appears together as follows below.

© DORNA, 2015



Race

Moto2

Lap	Lap Time	T1	T2	T3	T4	Speed	Lap	Lap Time	T1	T2	T3	T4	Speed
20	1'55.389	27.199	24.165	36.841	27.184	279.0	11	1'55.119	27.637	23.965	36.904	26.613	281.2
21	1'56.289	27.451	24.405	37.094	27.339	276.4	12	1'55.119	27.444	24.140	36.908	26.627	282.7
16th 23 Marcel SCHROTTE Tech 3 GER							13	1'54.195	27.143	23.768	36.774	26.510	283.0
1	2'02.933	34.899	24.857	36.583	26.594	224.5	14	1'54.410	27.067	23.788	36.912	26.643	282.7
2	1'54.387	27.510	23.851	36.535	26.491	284.7	15	1'54.676	27.191	24.038	36.736	26.711	285.0
3	1'54.006	27.239	23.718	36.639	26.410	283.1	16	1'54.484	27.167	23.889	36.796	26.632	283.8
4	1'54.060	27.295	23.728	36.519	26.518	284.3	17	1'54.504	27.153	23.821	36.776	26.754	284.5
5	1'54.569	27.418	24.219	36.500	26.432	286.7	18	1'54.636	27.236	23.789	36.820	26.791	277.4
6	1'54.252	27.441	23.687	36.678	26.446	280.3	19	1'55.159	27.626	23.983	36.797	26.753	277.2
7	1'53.828	27.138	23.784	36.431	26.475	276.6	20	1'55.364	27.257	24.318	37.099	26.690	281.7
8	1'54.207	27.439	23.720	36.520	26.528	274.3	21	1'55.076	27.538	24.203	36.620	26.715	284.1
9	1'54.047	27.105	23.778	36.607	26.557	281.8	19th 95 Anthony WEST QMMF Racing Team AUS						
10	1'54.452	27.177	23.714	36.998	26.563	281.6	1	2'05.774	35.952	25.690	37.252	26.880	231.1
11	1'54.320	27.296	23.866	36.537	26.621	283.6	2	1'54.575	27.267	23.889	36.887	26.532	273.8
12	1'55.040	27.287	24.123	36.894	26.736	277.9	3	1'54.245	27.127	23.860	36.690	26.568	274.7
13	1'54.313	27.114	23.809	36.743	26.647	279.7	4	1'54.598	27.123	23.852	36.951	26.672	275.5
14	1'54.483	27.156	23.811	36.773	26.743	275.8	5	1'55.062	27.314	24.036	36.854	26.858	281.5
15	1'54.970	27.370	24.166	36.642	26.792	271.4	6	1'54.309	27.238	23.872	36.754	26.445	274.6
16	1'54.519	27.220	23.877	36.642	26.780	276.4	7	1'54.798	27.233	23.989	36.885	26.691	280.1
17	1'54.978	27.421	23.938	36.704	26.915	276.2	8	1'55.287	27.294	24.008	36.992	26.993	272.7
18	1'54.451	27.221	23.775	36.676	26.779	275.7	9	1'55.045	27.232	23.980	36.966	26.867	272.5
19	1'54.810	27.315	23.963	36.754	26.778	281.5	10	1'55.500	27.361	23.991	37.183	26.965	272.3
20	1'54.626	27.309	23.919	36.636	26.762	274.8	11	1'55.323	27.375	23.996	37.072	26.880	273.0
21	1'54.755	27.387	24.017	36.672	26.679	273.0	12	1'54.864	27.322	23.930	36.809	26.803	271.9
17th 88 Ricard CARDUS Tech 3 SPA							13	1'55.156	27.239	24.037	37.085	26.795	272.7
1	2'03.046	34.992	24.991	36.567	26.496	226.5	14	1'55.276	27.342	24.026	37.016	26.892	272.3
2	1'54.727	27.691	23.877	36.568	26.591	287.2	15	1'55.097	27.216	24.034	36.920	26.927	273.8
3	1'54.016	27.223	23.812	36.535	26.446	280.0	16	1'55.419	27.357	24.047	37.152	26.863	273.9
4	1'54.097	27.156	23.746	36.511	26.684	282.6	17	1'55.000	27.262	23.950	36.943	26.845	273.7
5	1'54.763	27.135	24.142	36.984	26.502	278.6	18	1'55.213	27.268	23.999	37.045	26.901	273.2
6	1'54.445	27.416	23.805	36.751	26.473	277.6	19	1'55.454	27.396	24.023	37.138	26.897	271.9
7	1'53.996	27.045	23.827	36.517	26.607	277.4	20	1'55.232	27.401	24.048	37.026	26.757	271.3
8	1'54.265	27.224	23.777	36.656	26.608	276.5	21	1'55.345	27.270	24.059	37.101	26.915	272.2
9	1'53.900	27.097	23.655	36.558	26.590	276.5	20th 96 Louis ROSSI Tasca Racing Scuderi FRA						
10	1'54.118	27.095	23.670	36.902	26.451	275.7	1	2'04.398	35.610	25.236	36.871	26.681	230.9
11	1'54.458	27.097	24.002	36.732	26.627	283.1	2	1'54.840	27.423	23.853	36.893	26.671	278.1
12	1'54.801	27.433	24.056	36.657	26.655	284.8	3	1'54.572	27.234	23.792	36.873	26.673	277.4
13	1'54.164	27.021	23.799	36.676	26.668	278.0	4	1'54.802	27.316	23.926	36.744	26.816	275.3
14	1'54.414	27.044	23.875	36.901	26.594	279.2	5	1'54.758	27.240	23.889	36.833	26.796	274.6
15	1'55.144	27.491	24.158	36.706	26.789	279.5	6	1'55.046	27.360	23.939	37.014	26.733	274.1
16	1'54.460	27.055	23.927	36.770	26.708	281.1	7	1'55.225	27.571	24.052	36.977	26.625	273.7
17	1'54.574	27.160	24.028	36.744	26.642	282.0	8	1'55.154	27.312	23.959	36.956	26.927	279.1
18	1'54.592	27.435	23.792	36.702	26.663	273.9	9	1'54.968	27.342	23.923	36.983	26.720	281.1
19	1'55.031	27.453	24.064	36.757	26.757	280.8	10	1'55.897	27.480	23.921	37.301	27.195	276.4
20	1'55.101	27.248	24.153	36.927	26.773	282.2	11	1'55.200	27.360	23.970	37.042	26.828	276.7
21	1'54.013	27.294	23.793	36.434	26.492	275.6	12	1'54.976	27.368	23.853	36.917	26.838	276.7
18th 54 Mattia PASINI Gresini Racing ITA							13	1'55.048	27.222	23.897	37.008	26.921	277.0
1	2'01.971	34.416	24.382	36.701	26.472	226.3	14	1'55.136	27.328	24.007	36.958	26.843	276.9
2	1'54.179	27.409	23.897	36.357	26.516	284.7	15	1'55.159	27.302	23.965	36.954	26.938	279.7
3	1'54.809	27.477	23.910	36.880	26.542	283.2	16	1'55.355	27.274	24.133	37.153	26.795	279.9
4	1'54.171	27.140	23.832	36.652	26.547	286.6	17	1'55.074	27.278	24.079	36.956	26.761	281.3
5	1'53.902	27.099	23.814	36.482	26.507	279.8	18	1'55.133	27.248	23.956	37.093	26.836	278.4
6	1'54.216	27.371	23.761	36.488	26.596	278.2	19	1'55.574	27.401	24.043	37.187	26.943	277.5
7	1'54.063	27.297	23.711	36.536	26.519	281.4	20	1'55.669	27.385	24.177	37.479	26.628	275.2
8	1'54.552	27.056	23.817	36.986	26.693	281.1	21	1'55.118	27.321	24.031	36.911	26.855	280.2
9	1'54.231	27.193	23.858	36.633	26.547	284.0	21st 10 Thitipong WAROKO APH PTT The Pizza S THA						
10	1'54.487	27.139	23.848	36.810	26.690	282.6	1	2'06.053	35.910	25.586	37.205	27.352	231.0

Fastest Lap:

1'52.530 26.678 23.314 36.217 26.321

These data/results cannot be reproduced, stored and/or transmitted in whole or in part by any manner of electronic, mechanical, photocopying, recording, broadcasting or otherwise now known or herein after developed without the previous express consent by the copyright owner, except for reproduction in daily press and regular printed publications on sale to the public within 60 days of the event related to those data/results and always provided that copyright symbol appears together as follows below.

© DORNA, 2015



Race

Moto2

Lap	Lap Time	T1	T2	T3	T4	Speed	Lap	Lap Time	T1	T2	T3	T4	Speed
2	1'54.995	27.378	23.948	36.761	26.908	280.3	17	1'58.120	27.524	24.148	38.388	28.060	275.0
3	1'54.748	27.318	23.900	36.556	26.974	276.4	18	1'57.409	27.894	24.442	37.670	27.403	271.2
4	1'54.925	27.305	23.909	36.577	27.134	274.4	19	1'56.749	27.622	24.562	37.261	27.304	272.1
5	1'55.178	27.249	23.838	37.030	27.061	275.9	20	1'56.711	27.617	24.406	37.432	27.256	270.8
6	1'54.999	27.349	23.960	36.725	26.965	273.6	21	1'57.295	27.844	24.586	37.658	27.207	270.1
7	1'54.579	27.214	23.870	36.639	26.856	274.5	24th 66 Florian ALT E-Motion IodaRacing GER						
8	1'54.609	27.189	23.828	36.710	26.882	277.8	1	2'58.884 P	35.388	26.950	42.033	1'14.513	229.7
9	1'55.271	27.254	24.008	37.031	26.978	280.3	2	1'59.615	30.446	24.479	37.295	27.395	193.0
10	1'55.164	27.213	24.105	36.899	26.947	276.8	3	1'56.330	27.711	24.092	37.354	27.173	267.6
11	1'55.014	27.188	23.889	36.916	27.021	278.7	4	1'56.232	27.644	24.175	37.239	27.174	267.9
12	1'54.882	27.278	23.821	37.001	26.782	277.2	5	1'56.243	27.770	24.098	37.130	27.245	266.9
13	1'55.159	27.244	24.029	37.076	26.810	279.5	6	1'56.121	27.681	24.009	37.257	27.174	268.1
14	1'54.833	27.240	23.873	36.902	26.818	277.2	7	1'56.240	27.536	24.136	37.293	27.275	268.8
15	1'55.344	27.336	24.049	36.889	27.070	278.2	8	1'56.170	27.655	24.143	37.105	27.267	268.7
16	1'55.230	27.357	23.879	37.134	26.860	280.0	9	1'56.534	27.652	24.272	37.292	27.318	268.6
17	1'55.143	27.210	24.176	37.021	26.736	280.0	10	1'58.222	27.634	24.090	37.355	29.143	267.7
18	1'55.113	27.216	24.149	36.845	26.903	282.6	11	1'56.318	27.591	24.139	37.321	27.267	266.4
19	1'55.429	27.219	23.939	37.124	27.147	275.8	12	1'56.268	27.519	24.099	37.434	27.216	268.7
20	1'55.231	27.364	24.046	36.994	26.827	275.5	13	1'56.552	27.580	24.315	37.291	27.366	268.7
21	1'55.575	27.537	24.120	36.720	27.198	276.0	14	1'56.856	27.673	24.259	37.560	27.364	269.1
22nd 70 Robin MULHAUSER Technomag Racing In SWI							15	1'56.129	27.526	24.057	36.996	27.550	270.6
1	2'04.739	35.474	25.455	36.971	26.839	229.6	16	2'05.789	29.067	31.113	37.723	27.886	261.5
2	1'54.736	27.357	23.863	36.800	26.716	282.8	17	2'05.074	27.771	24.357	45.564	27.382	271.6
3	1'54.615	27.211	23.884	36.791	26.729	283.3	18	1'56.731	27.626	24.313	37.436	27.356	274.3
4	1'55.053	27.363	23.908	37.048	26.734	283.0	19	2'00.543	28.406	27.158	37.554	27.425	271.0
5	1'55.217	27.291	24.003	36.843	27.080	283.1	20	1'57.171	27.649	24.470	37.552	27.500	271.9
6	1'55.141	27.410	23.995	36.941	26.795	280.3	25th 55 Hafizh SYHRIN Petronas Raceline Ma MAL						
7	1'55.147	27.173	24.103	36.979	26.892	281.2	1	2'03.516	34.917	25.368	36.708	26.523	222.7
8	1'55.381	27.340	24.182	36.953	26.906	281.3	2	1'54.321	27.351	23.830	36.655	26.485	284.5
9	1'55.211	27.202	24.023	37.028	26.958	282.7	3	1'53.739	27.073	23.743	36.509	26.414	280.6
10	1'55.114	27.184	24.063	36.994	26.873	281.1	4	1'54.053	27.196	23.751	36.540	26.566	280.7
11	1'54.955	27.089	23.984	37.008	26.874	282.2	5	1'53.928	27.231	23.861	36.366	26.470	280.7
12	1'55.022	27.215	23.920	37.015	26.872	280.4	6	1'53.762	27.107	23.667	36.486	26.502	276.7
13	1'55.077	27.249	23.980	36.968	26.880	282.2	7	1'53.669	26.931	23.717	36.557	26.464	281.6
14	1'54.819	27.133	24.009	36.853	26.824	281.7	8	1'54.000	27.049	23.852	36.532	26.567	284.1
15	1'55.337	27.382	23.962	37.031	26.962	284.8	9	1'54.290	27.158	23.757	36.595	26.780	278.7
16	1'55.280	27.235	24.058	37.119	26.868	283.0	10	1'54.430	27.288	23.770	36.598	26.774	274.9
17	1'55.222	27.223	24.001	37.150	26.848	284.0	11	1'53.943	27.130	23.779	36.447	26.587	276.7
18	1'55.433	27.182	24.367	37.059	26.825	282.9	12	1'54.015	27.067	23.806	36.509	26.633	281.0
19	1'55.206	27.369	23.975	36.977	26.885	281.6	13	1'53.727	27.036	23.607	36.570	26.514	278.9
20	1'55.501	27.759	24.220	36.914	26.608	278.1	14	1'53.880	27.038	23.726	36.524	26.592	277.7
21	1'55.301	27.347	24.117	36.949	26.888	283.6	15	1'53.737	26.932	23.714	36.516	26.575	279.2
23rd 2 Jesko RAFFIN sports-millions-EMWE SWI							16	1'53.956	26.983	23.787	36.564	26.622	279.4
1	2'06.501	36.117	26.003	37.126	27.255	229.1	17	1'53.825	26.987	23.702	36.559	26.577	278.9
2	1'56.042	27.849	24.154	37.033	27.006	278.5	18	1'53.858	26.922	23.649	36.503	26.784	275.5
3	1'55.813	27.496	24.070	37.118	27.129	275.6	19	1'53.599	26.973	23.593	36.352	26.681	277.1
4	1'55.652	27.591	24.105	36.961	26.995	273.6	unfinished	27.057					276.3
5	1'56.306	27.697	24.263	37.088	27.258	274.4	26th 94 Jonas FOLGER AGR Team GER						
6	1'56.000	27.703	24.130	37.077	27.090	271.9	1	2'00.782	34.079	24.143	36.104	26.456	221.9
7	1'56.586	27.613	24.470	37.284	27.219	271.3	2	1'53.306	27.250	23.598	36.132	26.326	288.6
8	1'56.149	27.668	24.170	37.090	27.221	272.5	3	1'52.671	26.829	23.497	36.038	26.307	282.3
9	1'56.203	27.653	24.324	37.107	27.119	270.8	4	1'53.080	26.915	23.600	36.320	26.245	280.7
10	1'56.265	27.667	24.201	37.167	27.230	272.5	5	1'53.823	26.842	23.668	36.619	26.694	284.2
11	1'56.219	27.587	24.289	37.194	27.149	272.4	6	1'52.949	26.892	23.556	36.112	26.389	280.7
12	1'56.179	27.443	24.239	37.238	27.259	272.7	unfinished	26.719					278.0
13	1'56.537	27.938	24.390	37.055	27.154	268.9							
14	1'56.290	27.555	24.344	37.222	27.169	272.4							
15	1'56.236	27.547	24.225	37.279	27.185	273.0							
16	1'56.284	27.591	24.267	37.233	27.193	273.7							

Fastest Lap:

1'52.530 26.678 23.314 36.217 26.321

These data/results cannot be reproduced, stored and/or transmitted in whole or in part by any manner of electronic, mechanical, photocopying, recording, broadcasting or otherwise now known or herein after developed without the previous express consent by the copyright owner, except for reproduction in daily press and regular printed publications on sale to the public within 60 days of the event related to those data/results and always provided that copyright symbol appears together as follows below.
© DORNA, 2015



Race

Moto2

Lap	Lap Time	T1	T2	T3	T4	Speed	Lap	Lap Time	T1	T2	T3	T4	Speed
27th	3	Simone CORSI		Athinà Forward Racin		ITA							
1	2'00.034	33.337	23.645	36.577	26.475	217.9							
2	2'28.111	1'00.393	24.282	36.670	26.766								
3	1'54.122	27.172	23.752	36.551	26.647	271.4							
4	1'53.976	27.152	23.698	36.459	26.667	270.8							
5	1'54.211	27.206	23.609	36.574	26.822	270.0							
6	1'54.331	27.321	23.679	36.647	26.684	270.1							
	PIT	27.163	23.736	36.613		271.2							
28th	21	Franco MORBIDEL		Italtrans Racing Team		ITA							
1	2'02.703	34.794	24.706	36.680	26.523	229.1							
2	1'54.143	27.120	23.855	36.752	26.416	287.0							
3	1'53.779	26.986	23.799	36.606	26.388	282.4							
4	1'53.264	26.979	23.580	36.419	26.286	281.0							
	unfinished	3'16.706				275.4							
29th	36	Mika KALLIO		Italtrans Racing Team		FIN							
1	2'02.655	34.736	24.709	36.595	26.615	224.8							
2	1'54.383	27.376	23.999	36.532	26.476	286.2							
3	1'54.054	27.022	23.752	36.902	26.378	283.2							
4	1'53.432	27.159	23.589	36.430	26.254	286.0							
30th	12	Thomas LUTHI		Derendinger Racing In		SWI							
1	1'59.956	32.840	23.858	36.578	26.680	214.7							
2	1'53.065	27.083	23.422	36.120	26.440	271.9							
	unfinished	26.752	23.474			277.9							
31st	51	Zaqhwan ZAIDI		JPMoto Malaysia		MAL							
	unfinished	36.024				232.3							

Fastest Lap:

1'52.530	26.678	23.314	36.217	26.321
-----------------	--------	--------	--------	--------

These data/results cannot be reproduced, stored and/or transmitted in whole or in part by any manner of electronic, mechanical, photocopying, recording, broadcasting or otherwise now known or herein after developed without the previous express consent by the copyright owner, except for reproduction in daily press and regular printed publications on sale to the public within 60 days of the event related to those data/results and always provided that copyright symbol appears together as follows below.

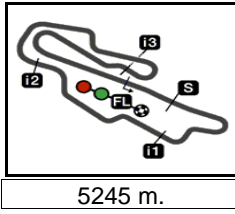
© DORNA, 2015

Official MotoGP Timing by **TISSOT**
www.motogp.com

Mugello, Sunday, May 31, 2015

Page 6 of 6





GRAN PREMIO D'ITALIA TIM

Race

Analysis by Lap

35

Num Lap Time Gap

Lap	Time	Gap
Lap 1		
77	1'59.828	
12	1'59.956	0.128
22	1'59.962	0.134
3	2'00.034	0.206
19	2'00.159	0.331
39	2'00.302	0.474
1	2'00.438	0.610
5	2'00.694	0.866
94	2'00.782	0.954
60	2'01.131	1.303
30	2'01.631	1.803
7	2'01.799	1.971
54	2'01.971	2.143
49	2'02.092	2.264
11	2'02.332	2.504
40	2'02.651	2.823
36	2'02.655	2.827
21	2'02.703	2.875
23	2'02.933	3.105
88	2'03.046	3.218
73	2'03.396	3.568
55	2'03.516	3.688
4	2'03.835	4.007
96	2'04.398	4.570
70	2'04.739	4.911
25	2'04.961	5.133
95	2'05.774	5.946
10	2'06.053	6.225
2	2'06.501	6.673
66	2'58.884	59.056

Lap	Time	Gap
Lap 2		
12	1'53.065	
77	1'53.350	0.157
19	1'53.385	0.523
1	1'53.491	0.908
94	1'53.306	1.067
5	1'53.619	1.292
39	1'54.544	1.825
60	1'53.998	2.108
22	1'55.435	2.376
7	1'53.609	2.387
30	1'54.367	2.977
54	1'54.179	3.129
49	1'54.101	3.172
11	1'54.039	3.350
40	1'53.902	3.532
21	1'54.143	3.825
36	1'54.383	4.017
73	1'53.922	4.297
23	1'54.387	4.299
88	1'54.727	4.752
55	1'54.321	4.816
4	1'54.315	5.129
25	1'53.845	5.785
96	1'54.840	6.217
70	1'54.736	6.454
95	1'54.575	7.328

10	1'54.995	8.027
2	1'56.042	9.522
3	2'28.111	35.124
66	1'59.615	1'05.478

Lap	Time	Gap
Lap 3		
77	1'52.848	
19	1'52.934	0.452
1	1'52.580	0.483
94	1'52.671	0.733
5	1'52.753	1.040
39	1'52.705	1.525
60	1'53.146	2.249
22	1'52.912	2.283
7	1'53.283	2.665
11	1'53.801	4.146
49	1'53.989	4.156
40	1'54.056	4.583
21	1'53.779	4.599
30	1'54.653	4.625
73	1'53.546	4.838
54	1'54.809	4.933
36	1'54.054	5.066
23	1'54.006	5.300
55	1'53.739	5.550
88	1'54.016	5.763
25	1'53.284	6.064
4	1'53.985	6.109
96	1'54.572	7.784
70	1'54.615	8.064
95	1'54.245	8.568
10	1'54.748	9.770
2	1'55.813	12.330
3	1'54.122	36.241
66	1'56.330	1'08.803

Lap	Time	Gap
Lap 4		
1	1'52.788	
77	1'53.277	0.006
19	1'53.271	0.452
94	1'53.080	0.542
5	1'53.069	0.838
39	1'52.619	0.873
22	1'52.909	1.921
7	1'53.132	2.526
60	1'53.585	2.563
11	1'53.504	4.379
21	1'53.264	4.592
49	1'53.708	4.593
40	1'53.492	4.804
73	1'53.349	4.916
36	1'53.432	5.227
54	1'54.171	5.833
30	1'54.630	5.984
23	1'54.060	6.089
55	1'54.053	6.332
25	1'53.790	6.583
88	1'54.097	6.589
4	1'54.158	6.996
96	1'54.802	9.315

70	1'55.053	9.846
95	1'54.598	9.895
10	1'54.925	11.424
2	1'55.652	14.711
3	1'53.976	36.946
66	1'56.232	1'11.764

Lap	Time	Gap
Lap 5		
77	1'53.520	
1	1'53.846	0.320
5	1'53.460	0.772
94	1'53.823	0.839
19	1'54.143	1.069
39	1'53.800	1.147
22	1'53.039	1.434
60	1'53.300	2.337
7	1'53.584	2.584
11	1'53.529	4.382
49	1'53.550	4.617
40	1'54.199	5.477
54	1'53.902	6.209
30	1'53.901	6.359
55	1'53.928	6.734
23	1'54.569	7.132
25	1'54.101	7.158
88	1'54.763	7.826
73	1'56.621	8.011
4	1'54.813	8.283
96	1'54.758	10.547
95	1'55.062	11.431
70	1'55.217	11.537
10	1'55.178	13.076
2	1'56.306	17.491
3	1'54.211	37.631
66	1'56.243	1'14.481

Lap	Time	Gap
Lap 6		
77	1'53.331	
1	1'53.085	0.074
94	1'52.949	0.457
5	1'53.150	0.591
39	1'53.073	0.889
19	1'53.327	1.065
22	1'53.204	1.307
60	1'53.087	2.093
7	1'53.774	3.027
11	1'53.544	4.595
49	1'53.525	4.811
40	1'54.073	6.219
30	1'53.739	6.767
54	1'54.216	7.094
55	1'53.762	7.165
25	1'53.407	7.234
23	1'54.252	8.053
73	1'53.895	8.575
88	1'54.445	8.940
4	1'54.207	9.159
96	1'55.046	12.262
95	1'54.309	12.409
70	1'55.141	13.347

10	1'54.999	14.744
2	1'56.000	20.160
3	1'54.331	38.631
66	1'56.121	1'17.271

Lap	Time	Gap
Lap 7		
1	1'52.530	
77	1'53.023	0.419
5	1'52.779	0.766
19	1'53.125	1.410
39	1'53.511	1.972
22	1'53.300	2.003
60	1'53.150	2.639
7	1'53.096	3.519
11	1'53.572	5.563
49	1'53.559	5.766
40	1'54.298	7.913
30	1'53.962	8.125
55	1'53.669	8.230
54	1'54.063	8.553
25	1'54.203	8.833
23	1'53.828	9.277
73	1'53.355	9.326
88	1'53.996	10.332
4	1'53.959	10.514
95	1'54.798	14.603
96	1'55.225	14.883
70	1'55.147	15.890
10	1'54.579	16.719
2	1'56.586	24.142
66	1'56.240	1'20.907

Lap	Time	Gap
Lap 8		
1	1'52.754	
77	1'53.099	0.764
5	1'52.845	0.857
39	1'53.047	1.703
22	1'53.008	2.257
19	1'53.489	2.707
60	1'53.162	3.047
7	1'52.994	3.759
11	1'53.218	6.027
49	1'53.441	6.453
40	1'54.189	9.348
55	1'54.000	9.476
30	1'54.181	9.552
25	1'53.934	10.013
54	1'54.552	10.351
73	1'53.788	10.360
23	1'54.207	10.730
88	1'54.265	11.843
4	1'54.223	11.983
95	1'55.287	17.136
96	1'55.154	17.283
70	1'55.381	18.517
10	1'54.609	18.574
2	1'56.149	27.537
66	1'56.170	1'24.323

Lap	Time	Gap
Lap 9		

1	1'52.893	
77	1'53.357	1.228
5	1'53.332	1.296
22	1'52.986	2.350
39	1'53.762	2.572
19	1'53.095	2.909
60	1'53.085	3.239
7	1'53.220	4.086
11	1'53.482	6.616
49	1'53.611	7.171
40	1'54.369	10.824
55	1'54.290	10.873
25	1'53.985	11.105
30	1'54.671	11.330
73	1'53.961	11.428
54	1'54.231	11.689
23	1'54.047	11.884
88	1'53.900	12.850
4	1'53.945	13.035
95	1'55.045	19.288
96	1'54.968	19.358
70	1'55.211	20.835
10	1'55.271	20.952
2	1'56.203	30.847
66	1'56.534	1'27.964

Lap	Time	Gap
Lap 10		
1	1'52.805	
5	1'52.912	1.403
77	1'53.317	1.740
22	1'53.013	2.558
19	1'53.179	3.283
39	1'53.978	3.745
60	1'53.536	3.970
7	1'53.124	4.405
11	1'53.594	7.405
49	1'53.318	7.684
40	1'54.172	12.191
55	1'54.430	12.498
25	1'54.224	12.524
73	1'53.977	12.600
30	1'54.288	12.813
54	1'54.487	13.371
23	1'54.452	13.531
4	1'53.789	14.019
88	1'54.118	14.163
95	1'55.500	21.983
96	1'55.897	22.450
70	1'55.114	23.144
10	1'55.164	23.311
2	1'56.265	34.307
66	1'58.222	1'33.381

Lap	Time	Gap
Lap 11		
1	1'53.153	
5	1'52.978	1.228
77	1'52.949	1.536
22	1'52.860	2.265
19	1'53.347	3.477
39	1'53.115	3.707

Lapped rider

These data/results cannot be reproduced, stored and/or transmitted in whole or in part by any manner of electronic, mechanical, photocopying, recording, broadcasting or otherwise now known or herein after developed without the previous express consent by the copyright owner, except for reproduction in daily press and regular printed publications on sale to the public within 60 days of the event related to those data/results and always provided that copyright symbol appears together as follows below.

© DORNA, 2015



Num Lap Time Gap

60	1'53.063	3.880
7	1'53.198	4.450
11	1'53.939	8.191
49	1'53.922	8.453
40	1'53.989	13.027
73	1'53.674	13.121
55	1'53.943	13.288
25	1'54.224	13.595
30	1'54.029	13.689
23	1'54.320	14.698
4	1'54.192	15.058
54	1'55.119	15.337
88	1'54.458	15.468
95	1'55.323	24.153
96	1'55.200	24.497
70	1'54.955	24.946
10	1'55.014	25.172
2	1'56.219	37.373
66	1'56.318	1'36.546

Lap 12

1	1'53.052	
5	1'52.884	1.060
77	1'53.214	1.698
22	1'53.118	2.331
19	1'53.309	3.734
39	1'53.278	3.933
60	1'53.375	4.203
7	1'53.181	4.579
11	1'53.967	9.106
49	1'54.031	9.432
73	1'53.658	13.727
40	1'53.842	13.817
55	1'54.015	14.251
30	1'53.855	14.492
25	1'54.197	14.740
4	1'54.392	16.398
23	1'55.040	16.686
88	1'54.801	17.217
54	1'55.119	17.404
95	1'54.864	25.965
96	1'54.976	26.421
70	1'55.022	26.916
10	1'54.882	27.002
2	1'56.179	40.500
66	1'56.268	1'39.762

Lap 13

1	1'52.905	
5	1'52.759	0.914
77	1'52.899	1.692
22	1'53.229	2.655
19	1'53.582	4.411
39	1'53.539	4.567
60	1'53.417	4.715
7	1'53.361	5.035
11	1'53.436	9.637
49	1'53.466	9.993
73	1'53.710	14.532
40	1'53.716	14.628
55	1'53.727	15.073
30	1'53.895	15.482
25	1'53.901	15.736
4	1'53.728	17.221
23	1'54.313	18.094
88	1'54.164	18.476
54	1'54.195	18.694
95	1'55.156	28.216
96	1'55.048	28.564
70	1'55.077	29.088

10	1'55.159	29.256
2	1'56.537	44.132
66	1'56.552	1'43.409

Lap 14

1	1'52.888	
5	1'52.781	0.807
77	1'53.359	2.163
22	1'53.413	3.180
19	1'53.442	4.965
39	1'53.473	5.152
60	1'53.545	5.372
7	1'53.448	5.595
11	1'53.750	10.499
49	1'53.648	10.753
73	1'53.880	15.524
40	1'53.831	15.571
55	1'53.880	16.065
30	1'53.941	16.535
25	1'53.926	16.774
4	1'53.880	18.213
23	1'54.483	19.689
88	1'54.414	20.002
54	1'54.410	20.216
95	1'55.276	30.604
96	1'55.136	30.812
70	1'54.819	31.019
10	1'54.833	31.201
2	1'56.290	47.534
66	1'56.856	1'47.377

Lap 15

1	1'53.270	
5	1'52.960	0.497
77	1'53.346	2.239
22	1'53.201	3.111
19	1'53.345	5.040
39	1'53.311	5.193
60	1'53.322	5.424
7	1'53.407	5.732
11	1'53.806	11.035
49	1'53.974	11.457
73	1'53.758	16.012
40	1'53.804	16.105
55	1'53.737	16.532
30	1'53.683	16.948
25	1'54.136	17.640
4	1'53.736	18.679
23	1'54.970	21.389
54	1'54.676	21.622
88	1'55.144	21.876
95	1'55.097	32.431
96	1'55.159	32.701
70	1'55.337	33.086
10	1'55.344	33.275
2	1'56.236	50.500
66	1'56.129	1'50.236

Lap 16

1	1'53.050	
5	1'53.019	0.466
77	1'53.357	2.546
22	1'53.509	3.570
19	1'53.340	5.330
39	1'53.462	5.605
60	1'53.538	5.912
11	1'53.921	11.906
49	1'53.888	12.295
7	2'01.908	14.590
73	1'53.991	16.953

40	1'53.925	16.980
55	1'53.956	17.438
30	1'53.946	17.844
25	1'54.299	18.889
4	1'53.516	19.145
23	1'54.519	22.858
54	1'54.484	23.056
88	1'54.460	23.286
95	1'55.419	34.800
96	1'55.355	35.006
70	1'55.280	35.316
10	1'55.230	35.455
2	1'56.284	53.734
66	2'05.789	2'02.975

Lap 17

1	1'53.008	
5	1'53.059	0.517
77	1'53.431	2.969
22	1'53.643	4.205
19	1'53.498	5.820
39	1'53.274	5.871
60	1'53.501	6.405
11	1'54.235	13.133
49	1'54.306	13.593
7	1'54.024	15.606
73	1'53.516	17.461
40	1'53.658	17.630
55	1'53.825	18.255
30	1'53.794	18.630
25	1'53.862	19.743
4	1'53.802	19.939
54	1'54.504	24.552
23	1'54.978	24.828
88	1'54.574	24.852
95	1'55.000	36.792
96	1'55.074	37.072
70	1'55.222	37.530
10	1'55.143	37.590
2	1'58.120	58.846
66	2'05.074	2'15.041

Lap 18

1	1'52.925	
5	1'53.019	0.611
77	1'53.396	3.440
22	1'53.590	4.870
39	1'53.195	6.141
19	1'53.581	6.476
60	1'53.448	6.928
11	1'53.939	14.147
49	1'53.827	14.495
7	1'53.582	16.263
73	1'53.820	18.356
40	1'53.750	18.455
55	1'53.858	19.188
30	1'53.740	19.445
25	1'53.916	20.734
4	1'53.870	20.884
54	1'54.636	26.263
23	1'54.451	26.354
88	1'54.592	26.519
95	1'55.213	39.080
96	1'55.133	39.280
10	1'55.113	39.778
70	1'55.433	40.038
2	1'57.409	1'03.330
66	1'56.731	2'18.847

Lap 19

1	1'53.059	
5	1'53.156	0.708
77	1'53.733	4.114
22	1'53.293	5.104
39	1'53.437	6.519
19	1'53.478	6.895
60	1'54.131	8.000
11	1'53.953	15.041
49	1'53.908	15.344
7	1'53.617	16.821
73	1'53.674	18.971
40	1'53.699	19.095
55	1'53.599	19.728
30	1'53.843	20.229
4	1'53.595	21.420
25	1'54.387	22.062
23	1'54.810	28.105
54	1'55.159	28.363
88	1'55.031	28.491
95	1'55.454	41.475
96	1'55.574	41.795
10	1'55.429	42.148
70	1'55.206	42.185
2	1'56.749	1'07.020
66	2'00.543	2'26.331

Lap 20

1	1'53.154	
5	1'52.940	0.494
77	1'53.794	4.754
22	1'53.369	5.319
39	1'53.314	6.679
19	1'53.323	7.064
60	1'54.076	8.922
11	1'53.975	15.862
49	1'54.009	16.199
7	1'53.983	17.650
73	1'54.079	19.896
40	1'53.978	19.919
30	1'54.303	21.378
4	1'53.679	21.945
25	1'55.389	24.297
23	1'54.626	29.577
88	1'55.101	30.438
54	1'55.364	30.573
95	1'55.232	43.553
10	1'55.231	44.225
96	1'55.669	44.310
70	1'55.501	44.532
2	1'56.711	1'10.577
66	1'57.171	2'30.348

Lap 21

1	1'52.871	
5	1'52.685	0.308
77	1'53.397	5.280
22	1'53.106	5.554
39	1'53.685	7.493
19	1'53.703	7.896
60	1'54.444	10.495
11	1'54.389	17.380
49	1'54.447	17.775
7	1'54.057	18.836
40	1'53.650	20.698
73	1'53.898	20.923
30	1'53.926	22.433
4	1'53.688	22.762
25	1'56.289	27.715
23	1'54.755	31.461
88	1'54.013	31.580

Lapped rider

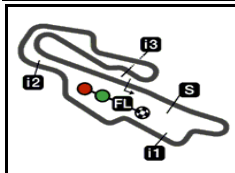
These data/results cannot be reproduced, stored and/or transmitted in whole or in part by any manner of electronic, mechanical, photocopying, recording, broadcasting or otherwise now known or herein after developed without the previous express consent by the copyright owner, except for reproduction in daily press and regular printed publications on sale to the public within 60 days of the event related to those data/results and always provided that copyright symbol appears together as follows below.

© DORNA, 2015

Official MotoGP Timing by TISSOT
www.motogp.com

Mugello, Sunday, May 31, 2015





5245 m.

GRAN PREMIO D'ITALIA TIM

2015 Rookie of the Year Classification

36

Rider	Nation	Points	QAT	AME	ARG	SPA	FRA	ITA	CAT	NED	GER	INP	CZE	GBR	RSM	ARA	JPN	AUS	MAL	VAL
1 RINS Alex	SPA	54	13	16	20	-	-	5												
2 MARQUEZ Alex	SPA	18	5	1	1	7	-	4												

These data/results cannot be reproduced, stored and/or transmitted in whole or in part by any manner of electronic, mechanical, photocopying, recording, broadcasting or otherwise now known or herein after developed without the previous express consent by the copyright owner, except for reproduction in daily press and regular printed publications on sale to the public within 60 days of the event related to those data/results and always provided that copyright symbol appears together as follows below.

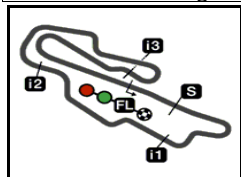
© DORNA, 2015

Official MotoGP Timing by **TISSOT**
www.motogp.com

Mugello, Sunday, May 31, 2015



Autodromo del Mugello



5245 m.

Results and timing service provided by **TISSOT**After the **GRAN PREMIO D'ITALIA TIM****2015 Riders Performance**

(Qualifying Position - Race Position)

Moto2**37**

Rider	Points	QAT	AME	ARG	SPA	FRA	ITA	CAT	NED	GER	INP	CZE	GBR	RSM	ARA	JPN	AUS	MAL	VAL
1 ZARCO Johann	109	2-8	4-2	1-1	9-2	3-3	6-2	-	-	-	-	-	-	-	-	-	-	-	-
2 RABAT Tito	78	3-NC	3-4	2-12	1-3	4-2	3-1	-	-	-	-	-	-	-	-	-	-	-	-
3 LUTHI Thomas	68	7-3	17-12	3-6	4-4	6-1	4-NC	-	-	-	-	-	-	-	-	-	-	-	-
4 LOWES Sam	67	1-NC	2-1	4-3	6-20	2-4	1-4	-	-	-	-	-	-	-	-	-	-	-	-
5 FOLGER Jonas	57	5-1	19-16	6-9	3-1	15-NC	13-NC	-	-	-	-	-	-	-	-	-	-	-	-
6 RINS Alex	54	9-4	8-3	5-2	2-18	1-17	9-11	-	-	-	-	-	-	-	-	-	-	-	-
7 MORBIDELLI Franco	54	8-5	5-5	22-5	15-6	12-5	21-NC	-	-	-	-	-	-	-	-	-	-	-	-
8 SIMEON Xavier	49	6-2	1-NC	9-22	11-5	8-8	8-6	-	-	-	-	-	-	-	-	-	-	-	-
9 SIMON Julian	34	21-13	7-9	14-26	10-11	9-6	12-7	-	-	-	-	-	-	-	-	-	-	-	-
10 KALLIO Mika	31	16-6	11-8	10-4	18-NC	11-NC	23-NC	-	-	-	-	-	-	-	-	-	-	-	-
11 SYAHRIN Hafizh	31	19-12	15-6	16-10	21-12	13-9	14-NC	-	-	-	-	-	-	-	-	-	-	-	-
12 CORTESE Sandro	30	4-7	16-14	8-7	7-NC	18-14	11-8	-	-	-	-	-	-	-	-	-	-	-	-
13 AEGERTER Dominique	26	25-15	9-18	17-13	16-16	19-10	2-3	-	-	-	-	-	-	-	-	-	-	-	-
14 SALOM Luis	25	15-NC	14-27	18-11	20-7	7-NC	5-5	-	-	-	-	-	-	-	-	-	-	-	-
15 BALDASSARRI Lorenzo	23	20-10	21-26	13-8	13-13	22-21	16-10	-	-	-	-	-	-	-	-	-	-	-	-
16 NAKAGAMI Takaaki	20	18-14	6-10	15-20	5-17	5-7	17-13	-	-	-	-	-	-	-	-	-	-	-	-
17 MARQUEZ Alex	18	12-11	23-15	20-15	17-9	21-NC	15-12	-	-	-	-	-	-	-	-	-	-	-	-
18 WEST Anthony	17	22-NC	13-7	19-14	24-15	17-11	30-19	-	-	-	-	-	-	-	-	-	-	-	-
19 CORSI Simone	13	10-NC	12-11	7-NC	12-8	20-18	7-NC	-	-	-	-	-	-	-	-	-	-	-	-
20 SCHROTTER Marcel	12	17-16	10-13	12-16	14-10	14-13	19-16	-	-	-	-	-	-	-	-	-	-	-	-
21 PONS Axel	8	11-NC	-	-	8-NC	16-15	10-9	-	-	-	-	-	-	-	-	-	-	-	-
22 KRUMMENACHER Ran	8	24-17	18-21	11-21	19-14	10-12	20-14	-	-	-	-	-	-	-	-	-	-	-	-
23 ROSSI Louis	7	13-9	22-22	23-NC	26-NS	23-NC	26-20	-	-	-	-	-	-	-	-	-	-	-	-
24 SHAH Azlan	1	23-18	24-19	25-17	25-21	24-19	24-15	-	-	-	-	-	-	-	-	-	-	-	-

NC=Not classified NL=Not finished first lap NP=Not started race re-start N2=Not finished first lap race re-start EX=Excluded NS=Not Started DS=Disqualified

These data/results cannot be reproduced, stored and/or transmitted in whole or in part by any manner of electronic, mechanical, photocopying, recording, broadcasting or otherwise now known or herein after developed without the previous express consent by the copyright owner, except for reproduction in daily press and regular printed publications on sale to the public within 60 days of the event related to those data/results and always provided that copyright symbol appears together as follows below.

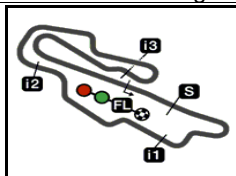
© DORNA, 2015

Official MotoGP Timing by **TISSOT**
www.motogp.com



Mugello, Sunday, May 31, 2015

Moto2



5245 m.

GRAN PREMIO D'ITALIA TIM

Official Starting Grid

Race : 21 laps = 110.145 km



1	3 1'51.874 1 Tito RABAT Kalex	2 1'51.856 77 Dominique AEGERTER Kalex	1 1'51.514 22 Sam LOWES Speed Up
2	6 1'52.140 5 Johann ZARCO Kalex	5 1'52.120 39 Luis SALOM Kalex	4 1'51.879 12 Thomas LUTHI Kalex
3	9 1'52.240 40 Alex RINS Kalex	8 1'52.155 19 Xavier SIMEON Kalex	7 1'52.144 3 Simone CORSI Kalex
4	12 1'52.472 60 Julian SIMON Speed Up	11 1'52.331 11 Sandro CORTESE Kalex	10 1'52.327 49 Axel PONS Kalex
5	15 1'52.536 73 Alex MARQUEZ Kalex	14 1'52.510 55 Hafizh SYHRIN Kalex	13 1'52.480 94 Jonas FOLGER Kalex
6	18 1'52.845 54 Mattia PASINI Kalex	17 1'52.807 30 Takaaki NAKAGAMI Kalex	16 1'52.709 7 Lorenzo BALDASSARRI Kalex
7	21 1'53.024 21 Franco MORBIDELLI Kalex	20 1'52.927 4 Randy KRUMMENACHER Kalex	19 1'52.880 23 Marcel SCHROTTER Tech 3
8	24 1'53.552 25 Azlan SHAH Kalex	23 1'53.333 36 Mika KALLIO Kalex	22 1'53.279 88 Ricard CARDUS Tech 3

The results are provisional until the end of the limit for protest and appeals and until the ratification of the Event Management Committee.

Time limit for protest expires 60' at the latest after publication of the results - Mr. Time:

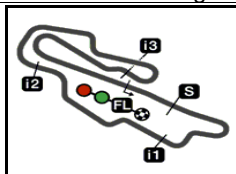
These data/results cannot be reproduced, stored and/or transmitted in whole or in part by any manner of electronic, mechanical, photocopying, recording, broadcasting or otherwise now known or herein after developed without the previous express consent by the copyright owner, except for reproduction in daily press and regular printed publications on sale to the public within 60 days of the event related to those data/results and always provided that copyright symbol appears together as follows below.

© DORNA, 2015

Official MotoGP Timing by **TISSOT**
www.motogp.com



Mugello, Sunday, May 31, 2015



5245 m.

GRAN PREMIO D'ITALIA TIM

Official Starting Grid

Race : 21 laps = 110.145 km

9

27
1'54.662
66 Florian ALT
Suter

26
1'53.975
96 Louis ROSSI
Tech 3

25
1'53.867
70 Robin MULHAUSER
Kalex

10

30
1'54.989
95 Anthony WEST
Speed Up

29
1'54.844
2 Jesko RAFFIN
Kalex

28
1'54.807
51 Zaqhwan ZAIDI
Suter

11

31
1'55.069
10 Thitipong WAROKORN
Kalex

The results are provisional until the end of the limit for protest and appeals and until the ratification of the Event Management Committee.

Time limit for protest expires 60' at the latest after publication of the results - Mr. Time:

These data/results cannot be reproduced, stored and/or transmitted in whole or in part by any manner of electronic, mechanical, photocopying, recording, broadcasting or otherwise now known or herein after developed without the previous express consent by the copyright owner, except for reproduction in daily press and regular printed publications on sale to the public within 60 days of the event related to those data/results and always provided that copyright symbol appears together as follows below.

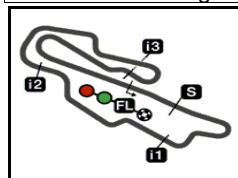
© DORNA, 2015

Official MotoGP Timing by **TISSOT**
www.motogp.com

Mugello, Sunday, May 31, 2015

Page 2 of 2






5245 m.

GRAN PREMIO D'ITALIA TIM

Race

Top Speed & Average

	Rider	Nation	Motorcycle	Top 5 speeds					Average	Top
73	Alex MARQUEZ	SPA	KALEX	289.2	288.8	287.4	287.1	286.7	287.8	289.2
1	Tito RABAT	SPA	KALEX	288.7	280.5	280.1	279.7	279.4	281.7	288.7
94	Jonas FOLGER	GER	KALEX	288.6	284.2	282.3	280.7	280.7	283.3	288.6
11	Sandro CORTESE	GER	KALEX	288.4	288.1	280.9	280.9	280.6	283.8	288.4
40	Alex RINS	SPA	KALEX	288.0	287.7	286.2	284.7	284.5	286.2	288.0
30	Takaaki NAKAGAMI	JPN	KALEX	287.2	287.1	286.8	286.0	284.9	286.4	287.2
88	Ricard CARDUS	SPA	TECH 3	287.2	284.8	283.1	282.6	282.2	284.0	287.2
21	Franco MORBIDELLI	ITA	KALEX	287.0	282.4	281.0	275.4	229.1	271.0	287.0
23	Marcel SCHROTTER	GER	TECH 3	286.7	284.7	284.3	283.6	283.1	284.5	286.7
54	Mattia PASINI	ITA	KALEX	286.6	285.0	284.7	284.5	284.1	285.0	286.6
39	Luis SALOM	SPA	KALEX	286.3	285.4	285.2	284.2	283.9	285.0	286.3
36	Mika KALLIO	FIN	KALEX	286.2	286.0	283.2	224.8		270.1	286.2
25	Azlan SHAH	MAL	KALEX	286.0	284.8	284.5	284.4	283.9	284.7	286.0
60	Julian SIMON	SPA	SPEED UP	286.0	286.0	285.3	285.1	285.0	285.5	286.0
22	Sam LOWES	GBR	SPEED UP	285.6	283.7	282.6	280.5	278.4	282.2	285.6
70	Robin MULHAUSER	SWI	KALEX	284.8	284.0	283.6	283.3	283.1	283.8	284.8
49	Axel PONS	SPA	KALEX	284.6	283.3	280.0	279.2	278.9	281.2	284.6
55	Hafizh SYHRIN	MAL	KALEX	284.5	284.1	281.6	281.0	280.7	282.1	284.5
5	Johann ZARCO	FRA	KALEX	284.1	282.5	282.2	281.6	279.7	282.0	284.1
4	Randy KRUMMENACHER	SWI	KALEX	283.6	282.5	281.9	281.9	281.9	282.4	283.6
77	Dominique AEGERTER	SWI	KALEX	283.1	282.6	281.9	281.6	281.6	282.2	283.1
19	Xavier SIMEON	BEL	KALEX	283.0	282.1	281.5	280.6	279.9	281.4	283.0
10	Thitipong WAROKORN	THA	KALEX	282.6	280.3	280.3	280.0	280.0	280.6	282.6
7	Lorenzo BALDASSARRI	ITA	KALEX	282.5	281.1	280.2	280.2	279.6	280.7	282.5
95	Anthony WEST	AUS	SPEED UP	281.5	280.1	275.5	274.7	274.6	277.3	281.5
96	Louis ROSSI	FRA	TECH 3	281.3	281.1	280.2	279.9	279.7	280.4	281.3
2	Jesko RAFFIN	SWI	KALEX	278.5	275.6	275.0	274.4	273.7	275.4	278.5
12	Thomas LUTHI	SWI	KALEX	277.9	271.9	214.7			254.8	277.9
66	Florian ALT	GER	SUTER	274.3	271.9	271.6	271.0	270.6	271.9	274.3
3	Simone CORSI	ITA	KALEX	271.4	271.2	270.8	270.1	270.0	270.7	271.4
51	Zaqhwan ZAIDI	MAL	SUTER	232.3					232.3	232.3

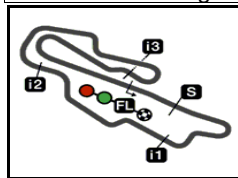
These data/results cannot be reproduced, stored and/or transmitted in whole or in part by any manner of electronic, mechanical, photocopying, recording, broadcasting or otherwise now known or herein after developed without the previous express consent by the copyright owner, except for reproduction in daily press and regular printed publications on sale to the public within 60 days of the event related to those data/results and always provided that copyright symbol appears together as follows below.

© DORNA, 2015

Official MotoGP Timing by TISSOT
www.motogp.com



Mugello, Sunday, May 31, 2015




5245 m.

GRAN PREMIO D'ITALIA TIM

Race

Fastest Laps Sequence

Lap	Race Time	 Rider	Nation	Motorcycle	Time	Km/h	Riders's Lap
2	3'53.021	12 Thomas LUTHI	SWI	KALEX	1'53.065	167.0	2
3	5'46.026	77 Dominique AEGERTER	SWI	KALEX	1'52.848	167.3	3
3	5'46.509	1 Tito RABAT	SPA	KALEX	1'52.580	167.7	3
7	13'18.758	1 Tito RABAT	SPA	KALEX	1'52.530	167.7	7

These data/results cannot be reproduced, stored and/or transmitted in whole or in part by any manner of electronic, mechanical, photocopying, recording, broadcasting or otherwise now known or herein after developed without the previous express consent by the copyright owner, except for reproduction in daily press and regular printed publications on sale to the public within 60 days of the event related to those data/results and always provided that copyright symbol appears together as follows below.

© DORNA, 2015

Official MotoGP Timing by TISSOT
www.motogp.com

Mugello, Sunday, May 31, 2015

