


5245 m.

GRAN PREMIO D'ITALIA TIM

Free Practice Nr. 1

Classification

3

	Rider	Nation	Team	Motorcycle	Time	Lap Total	Gap	Top Speed
1	4 Andrea DOVIZIOSO	ITA	Ducati Team	DUCATI	1'47.893	11 13		345.6
2	99 Jorge LORENZO	SPA	Movistar Yamaha MotoGP	YAMAHA	1'47.926	16 17	0.033 0.033	339.5
3	29 Andrea IANNONE	ITA	Ducati Team	DUCATI	1'47.940	16 17	0.047 0.014	346.1
4	93 Marc MARQUEZ	SPA	Repsol Honda Team	HONDA	1'48.028	12 18	0.135 0.088	342.8
5	68 Yonny HERNANDEZ	COL	Octo Pramac Racing	DUCATI	1'48.304	17 19	0.411 0.276	344.3
6	46 Valentino ROSSI	ITA	Movistar Yamaha MotoGP	YAMAHA	1'48.325	15 18	0.432 0.021	337.9
7	45 Scott REDDING	GBR	EG 0,0 Marc VDS	HONDA	1'48.340	17 19	0.447 0.015	340.1
8	38 Bradley SMITH	GBR	Monster Yamaha Tech 3	YAMAHA	1'48.349	18 21	0.456 0.009	343.2
9	44 Po ESPARGARO	SPA	Monster Yamaha Tech 3	YAMAHA	1'48.390	11 19	0.497 0.041	343.5
10	35 Cal CRUTCHLOW	GBR	CWM LCR Honda	HONDA	1'48.459	16 18	0.566 0.069	342.7
11	26 Dani PEDROSA	SPA	Repsol Honda Team	HONDA	1'48.541	20 21	0.648 0.082	341.5
12	51 Michele PIRRO	ITA	Ducati Team	DUCATI	1'48.614	16 17	0.721 0.073	344.1
13	9 Daniilo PETRUCCI	ITA	Octo Pramac Racing	DUCATI	1'48.616	10 18	0.723 0.002	344.8
14	8 Hector BARBERA	SPA	Avintia Racing	DUCATI	1'48.675	13 14	0.782 0.059	347.8
15	25 Maverick VIÑALES	SPA	Team SUZUKI ECSTAR	SUZUKI	1'49.100	9 18	1.207 0.425	337.9
16	69 Nicky HAYDEN	USA	Aspar MotoGP Team	HONDA	1'49.261	15 18	1.368 0.161	333.8
17	41 Aleix ESPARGARO	SPA	Team SUZUKI ECSTAR	SUZUKI	1'49.478	10 11	1.585 0.217	330.5
18	17 Karel ABRAHAM	CZE	AB Motoracing	HONDA	1'49.569	17 18	1.676 0.091	337.0
19	76 Loris BAZ	FRA	Athinà Forward Racing YAMAHA FORWARD	YAMAHA FORWARD	1'49.661	16 18	1.768 0.092	332.1
20	50 Eugene LAVERTY	IRL	Aspar MotoGP Team	HONDA	1'49.815	14 19	1.922 0.154	335.4
21	43 Jack MILLER	AUS	CWM LCR Honda	HONDA	1'49.855	14 16	1.962 0.040	338.1
22	19 Alvaro BAUTISTA	SPA	Aprilia Racing Team Gresini	APRILIA	1'49.922	14 17	2.029 0.067	332.5
23	6 Stefan BRADL	GER	Athinà Forward Racing YAMAHA FORWARD	YAMAHA FORWARD	1'49.976	15 15	2.083 0.054	336.5
24	63 Mike DI MEGLIO	FRA	Avintia Racing	DUCATI	1'50.477	14 16	2.584 0.501	341.2
25	15 Alex DE ANGELIS	RSM	E-Motion IodaRacing Team	ART	1'51.161	12 18	3.268 0.684	324.9
26	33 Marco MELANDRI	ITA	Aprilia Racing Team Gresini	APRILIA	1'52.516	14 17	4.623 1.355	333.5

Practice condition: Dry

Air: 21°

Humidity: 54%

Ground: 32°

Fastest Lap:	Lap: 11	Andrea DOVIZIOSO	1'47.893	175 Km/h
Circuit Record Lap:	2013	Marc MARQUEZ	1'47.639	175.4 Km/h
Circuit Best Lap:	2013	Dani PEDROSA	1'47.157	176.2 Km/h

The results are provisional until the end of the limit for protest and appeals.

Time limit for protest expires 30' after publication of the results - Mr. Time:

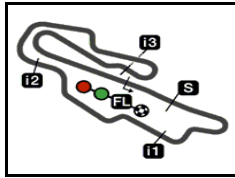
These data/results cannot be reproduced, stored and/or transmitted in whole or in part by any manner of electronic, mechanical, photocopying, recording, broadcasting or otherwise now known or herein after developed without the previous express consent by the copyright owner, except for reproduction in daily press and regular printed publications on sale to the public within 60 days of the event related to those data/results and always provided that copyright symbol appears together as follows below.

© DORNA, 2015

Official MotoGP Timing by TISSOT
www.motogp.com

Mugello, Friday, May 29, 2015





5245 m.

GRAN PREMIO D'ITALIA TIM

Free Practice Nr. 1

Top Speed & Average

4



Rider	Nation	Motorcycle	Top 5 speeds					Average	Top
8 Hector BARBERA	SPA	DUCATI	347.8	346.5	345.9	343.5	343.4	345.4	347.8
29 Andrea IANNONE	ITA	DUCATI	346.1	345.3	344.6	343.7	343.5	344.6	346.1
4 Andrea DOVIZIOSO	ITA	DUCATI	345.6	344.6	344.3	343.0	342.7	344.0	345.6
9 Danilo PETRUCCI	ITA	DUCATI	344.8	343.6	341.9	341.8	341.6	342.7	344.8
68 Yonny HERNANDEZ	COL	DUCATI	344.3	343.0	341.8	341.2	341.0	342.1	344.3
51 Michele PIRRO	ITA	DUCATI	344.1	342.2	341.5	341.1	340.6	341.9	344.1
44 Pol ESPARGARO	SPA	YAMAHA	343.5	343.0	342.5	342.2	341.6	342.6	343.5
38 Bradley SMITH	GBR	YAMAHA	343.2	342.6	342.4	341.5	341.2	342.2	343.2
93 Marc MARQUEZ	SPA	HONDA	342.8	342.3	341.5	341.3	341.2	341.7	342.8
35 Cal CRUTCHLOW	GBR	HONDA	342.7	341.4	341.2	340.2	339.5	341.0	342.7
26 Dani PEDROSA	SPA	HONDA	341.5	341.3	340.9	340.8	340.8	341.1	341.5
63 Mike DI MEGLIO	FRA	DUCATI	341.2	340.8	340.6	339.6	338.8	340.2	341.2
45 Scott REDDING	GBR	HONDA	340.1	338.8	338.6	337.8	336.3	338.3	340.1
99 Jorge LORENZO	SPA	YAMAHA	339.5	339.5	338.1	338.1	336.4	338.3	339.5
43 Jack MILLER	AUS	HONDA	338.1	337.0	335.8	334.8	334.8	336.1	338.1
25 Maverick VIÑALES	SPA	SUZUKI	337.9	334.5	334.4	333.7	333.5	334.8	337.9
46 Valentino ROSSI	ITA	YAMAHA	337.9	337.3	336.8	336.7	336.5	337.0	337.9
17 Karel ABRAHAM	CZE	HONDA	337.0	336.2	334.0	333.9	333.9	335.0	337.0
6 Stefan BRADL	GER	YAMAHA FOR	336.5	336.2	335.9	335.8	335.6	336.0	336.5
50 Eugene LAVERTY	IRL	HONDA	335.4	335.1	334.2	333.4	332.2	334.1	335.4
69 Nicky HAYDEN	USA	HONDA	333.8	333.1	332.3	331.7	331.7	332.5	333.8
33 Marco MELANDRI	ITA	APRILIA	333.5	333.3	333.0	331.8	331.4	332.4	333.5
19 Alvaro BAUTISTA	SPA	APRILIA	332.5	332.0	330.2	330.1	329.7	330.9	332.5
76 Loris BAZ	FRA	YAMAHA FOR	332.1	331.8	330.5	329.7	329.6	330.6	332.1
41 Aleix ESPARGARO	SPA	SUZUKI	330.5	330.0	329.4	328.4	326.3	328.9	330.5
15 Alex DE ANGELIS	RSM	ART	324.9	323.9	323.9	323.8	323.8	324.1	324.9

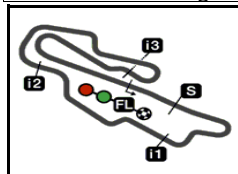
These data/results cannot be reproduced, stored and/or transmitted in whole or in part by any manner of electronic, mechanical, photocopying, recording, broadcasting or otherwise now known or herein after developed without the previous express consent by the copyright owner, except for reproduction in daily press and regular printed publications on sale to the public within 60 days of the event related to those data/results and always provided that copyright symbol appears together as follows below.

© DORNA, 2015

Official MotoGP Timing by TISSOT
www.motogp.com



Mugello, Friday, May 29, 2015



5245 m.

GRAN PREMIO D'ITALIA TIM

Free Practice Nr. 1

Chronological Analysis of Performances

5

P Crossing the finish line in pit lane		T1 Time from finish line to 1st intermediate		T2 Time from 1st intermed. to 2nd intermed.		T3 Time from 2nd intermed. to 3rd intermed.		T4 Time from 3rd intermediate to finish line					
Lap	Lap Time	T1	T2	T3	T4	Speed	Lap	Lap Time	T1	T2	T3	T4	Speed
1st	4	Andrea DOVIZIOSO		Ducati Team		ITA		Runs=3		Total laps=14		Full laps=8	
1	3'05.999	1'35.734	26.576	37.997	25.692	161.1	14	1'59.526	34.566	24.123	36.231	24.606	141.0
2	1'51.186	26.449	23.852	36.186	24.699	341.7	15	1'48.918	25.699	23.148	35.658	24.413	345.3
3	1'49.441	25.670	23.129	35.842	24.800	342.5	16	1'47.940	25.314	22.858	35.430	24.338	344.6
4	1'50.042	25.920	23.663	35.753	24.706	341.8	17	1'55.755	26.936	25.104	38.983	24.732	346.1
5	1'48.025	25.193	22.929	35.458	24.445	341.3	4th 93 Marc MARQUEZ						Repsol Honda Team SPA
6	8'13.003 P	27.378				344.6	Runs=3		Total laps=18		Full laps=13		
7	1'56.571	31.742	24.027	36.090	24.712	166.6	1	2'47.273	1'16.990	26.163	38.214	25.906	159.4
8	1'48.096	25.322	22.953	35.417	24.404	341.6	2	1'50.913	25.985	23.721	36.269	24.938	334.0
9	1'48.049	25.243	22.919	35.376	24.511	344.3	3	1'49.627	25.620	23.350	35.956	24.701	339.0
10	1'48.168	25.256	22.909	35.496	24.507	342.7	4	1'52.454	26.764	24.071	36.547	25.072	340.6
11	1'47.893	25.232	22.957	35.283	24.421	343.0	5	1'58.053	32.575	24.313	36.340	24.825	341.2
12	7'24.974 P	26.561				345.6	6	1'48.459	25.392	22.924	35.570	24.573	341.2
13	2'01.872	34.703	24.622	37.293	25.254	131.4	7	5'59.751 P	26.733				340.4
PIT		26.524				338.6	8	1'57.971	31.636	24.184	37.045	25.106	192.2
2nd	99	Jorge LORENZO		Movistar Yamaha Mot		SPA		Runs=5		Total laps=17		Full laps=12	
1	3'34.579 P	42.086				99.3	9	1'48.709	25.404	22.985	35.712	24.608	341.5
2	2'00.945	33.112	25.097	37.084	25.652	210.4	10	1'48.946	25.317	23.262	35.667	24.700	342.8
3	1'51.544	26.426	23.797	36.111	25.210	333.6	11	1'48.337	25.381	22.848	35.595	24.513	340.4
4	1'49.330	25.643	23.310	35.607	24.770	335.8	12	1'48.028	25.322	22.838	35.470	24.398	342.3
5	1'49.357	25.776	23.346	35.598	24.637	331.1	13	1'48.875	25.596	23.109	35.602	24.568	340.2
6	1'48.765	25.848	23.028	35.401	24.488	331.5	14	8'21.857 P	27.144				341.3
7	1'48.248	25.450	23.060	35.275	24.463	333.7	15	2'00.212	33.533	24.532	36.418	25.729	149.3
8	1'47.984	25.453	22.916	35.224	24.391	333.8	16	1'48.887	25.685	23.028	35.494	24.680	338.9
9	9'44.455 P	26.636				330.6	17	1'48.750	25.429	22.947	35.716	24.658	339.1
10	1'52.720	29.262	23.376	35.481	24.601	220.2	18	1'54.206	27.252	24.910	36.880	25.164	341.0
11	1'48.106	25.378	22.956	35.310	24.462	338.1	5th 68 Yonny HERNANDEZ						Octo Pramac Racing COL
12	1'48.202	25.343	23.021	35.391	24.447	338.1	Runs=5		Total laps=20		Full laps=11		
13	1'48.265	25.426	22.908	35.453	24.478	336.4	1	2'32.153	1'02.977	25.085	37.737	26.354	206.7
14	6'10.663 P	25.376				336.3	2	1'52.305	26.582	23.899	36.660	25.164	330.1
15	1'53.187	29.696	23.515	35.462	24.514	213.2	3	1'50.904	26.189	23.487	36.388	24.840	341.8
16	1'47.926	25.354	22.903	35.245	24.424	339.5	4	1'50.726	26.111	23.283	36.219	25.113	324.9
17	1'48.098	25.316	22.969	35.331	24.482	339.5	5	1'49.718	25.855	23.221	35.926	24.716	338.7
							6	1'50.269	26.064	23.324	35.925	24.956	340.3
3rd	29	Andrea IANNONE		Ducati Team		ITA		Runs=4		Total laps=17		Full laps=10	
1	2'55.137	1'21.030	28.576	39.597	25.934	117.5	7	6'17.272 P	26.675				338.2
2	1'52.626	26.874	24.180	36.570	25.002	342.9	8	1'57.305	30.698	24.492	36.829	25.286	213.3
3	4'34.284 P	25.857				343.7	9	1'50.216	25.741	23.510	36.112	24.853	341.0
4	1'59.410	33.516	24.424	36.419	25.051	146.1	10	1'39.410 P	27.290				332.6
5	1'48.860	25.578	23.175	35.577	24.530	341.3	11	3'23.412 P	30.740				206.5
6	1'48.742	25.539	23.319	35.439	24.445	340.9	12	2'03.319	31.141	24.046	42.926	25.206	196.2
7	1'53.562	26.877	24.980	36.757	24.948	339.5	13	1'50.203	25.804	23.431	36.043	24.925	341.2
8	6'09.768 P	25.327	23.061	35.834	4'45.546	339.5	14	1'50.242	25.658	23.367	36.164	25.053	336.9
9	2'03.400	36.548	24.940	36.709	25.203	132.8	15	4'27.169 P	26.507				337.8
10	1'49.268	25.755	23.237	35.750	24.526	343.1	16	2'03.048	32.242	23.541	42.420	24.845	121.4
11	1'49.222	25.636	23.252	35.812	24.522	342.5	17	1'48.304	25.442	22.991	35.410	24.461	343.0
12	1'48.743	25.436	23.203	35.560	24.544	343.5	18	1'48.481	25.446	22.887	35.592	24.556	344.3
13	6'59.095 P	27.817				341.4	19	1'49.578	25.637	23.036	35.802	25.103	341.0
							PIT		30.671				340.6
6th	46	Valentino ROSSI		Movistar Yamaha Mot		ITA		Runs=4		Total laps=18		Full laps=14	
1	3'34.756	2'03.898	26.485	38.332	26.041	127.0							

Fastest Lap: Andrea DOVIZIOSO Ducati Team ITA **1'47.893** 25.232 22.957 35.283 24.421

These data/results cannot be reproduced, stored and/or transmitted in whole or in part by any manner of electronic, mechanical, photocopying, recording, broadcasting or otherwise now known or herein after developed without the previous express consent by the copyright owner, except for reproduction in daily press and regular printed publications on sale to the public within 60 days of the event related to those data/results and always provided that copyright symbol appears together as follows below.
© DORNA, 2015



Free Practice Nr. 1

MotoGP

Lap	Lap Time	T1	T2	T3	T4	Speed	Lap	Lap Time	T1	T2	T3	T4	Speed	
							9th	44	PoI ESPARGARO				Monster Yamaha Tec	SPA
									Runs=3	Total laps=19				Full laps=14
2	1'52.769	26.942	24.050	36.502	25.275	334.1	1	2'35.227	1'03.495	24.873	38.826	28.033	218.4	
3	1'50.340	26.075	23.486	35.835	24.944	334.0	2	1'50.597	26.271	23.524	35.948	24.854	342.2	
4	1'49.292	25.580	23.146	35.605	24.961	335.7	3	1'49.614	25.818	23.151	35.858	24.787	339.7	
5	1'48.959	25.559	23.122	35.529	24.749	334.7	4	1'52.324	27.870	23.551	35.839	25.064	328.5	
6	1'48.983	25.729	23.006	35.587	24.661	334.4	5	1'48.748	25.560	23.222	35.482	24.484	336.9	
7	9'00.791 P	27.123				334.3	6	1'57.332	26.811	25.415	39.617	25.489	343.5	
8	2'04.122	37.873	24.663	36.497	25.089	179.5	7	6'06.655 P	25.762	23.011	35.809	4'42.073	334.0	
9	1'48.926	25.602	23.112	35.417	24.795	337.3	8	2'02.147	34.485	24.861	37.245	25.556	123.2	
10	1'49.000	25.460	23.042	35.687	24.811	336.2	9	1'51.322	25.890	23.033	35.485	26.914	332.9	
11	1'49.295	25.732	23.073	35.706	24.784	336.7	10	2'03.816	37.903	23.911	36.083	25.919	343.0	
12	5'49.132 P	25.651				336.2	11	1'48.390	25.527	22.961	35.360	24.542	342.5	
13	2'11.576	36.725	25.313	44.192	25.346	117.8	12	1'49.073	25.824	23.013	35.609	24.627	337.6	
14	1'49.559	25.730	23.357	35.612	24.860	336.2	13	7'25.968 P	25.717				336.5	
15	1'48.325	25.374	22.969	35.359	24.623	336.8	14	2'10.489	41.431	25.580	37.709	25.769	117.4	
16	1'48.397	25.394	22.863	35.511	24.629	336.5	15	1'58.172	25.786	23.089	43.342	25.955	333.8	
17	1'48.432	25.425	22.849	35.518	24.640	335.0	16	1'48.473	25.657	22.981	35.486	24.349	334.7	
18	1'48.392	25.467	22.937	35.372	24.616	337.9	17	1'49.094	25.619	22.903	35.556	25.016	341.6	
							7th 45 Scott REDDING EG 0,0 Marc VDS GBR							
							Runs=3 Total laps=19 Full laps=14							
1	2'53.326	1'21.271	27.384	38.352	26.319	152.3	18	1'48.520	25.438	22.938	35.516	24.628	335.9	
2	1'51.963	26.717	23.875	36.230	25.141	325.6	19	1'49.209	25.665	23.157	35.692	24.695	339.0	
3	1'50.993	26.372	23.537	36.008	25.076	334.2								
4	1'50.026	25.964	23.264	35.813	24.985	334.1								
5	1'49.810	25.893	23.252	35.718	24.947	334.8								
6	1'52.525	28.103	23.486	35.905	25.031	332.7								
7	6'01.751 P	27.725				332.7								
8	1'59.257	32.342	24.264	37.135	25.516	189.9								
9	1'50.763	25.972	23.410	36.320	25.061	334.6								
10	1'50.706	25.738	23.726	36.192	25.050	336.0								
11	1'49.480	25.933	23.049	35.605	24.893	335.0								
12	1'49.748	25.741	23.137	35.879	24.991	334.7								
13	7'54.938 P	27.877				334.5								
14	1'59.933	33.902	24.135	36.471	25.425	173.8								
15	1'48.644	25.622	23.008	35.324	24.690	336.3								
16	1'48.357	25.505	22.896	35.358	24.598	337.8								
17	1'48.340	25.460	22.876	35.370	24.634	340.1								
18	1'50.062	25.949	23.287	36.086	24.740	338.6								
19	1'49.408	25.507	23.250	35.757	24.894	338.8								
							10th 35 Cal CRUTCHLOW CWM LCR Honda GBR							
							Runs=3 Total laps=18 Full laps=13							
1	2'34.806	58.163	26.440	39.359	30.844	190.4								
2	1'53.350	27.396	23.937	36.701	25.316	329.6								
3	1'49.464	25.843	23.206	35.496	24.919	341.2								
4	1'49.096	25.551	23.184	35.631	24.730	342.7								
5	1'49.323	25.624	23.126	35.768	24.805	341.4								
6	1'55.944	27.884	25.016	38.197	24.847	335.1								
7	8'17.540 P	25.563				338.2								
8	1'58.611	32.242	24.715	36.564	25.090	196.2								
9	1'48.800	25.529	23.142	35.419	24.710	339.5								
10	1'48.530	25.395	23.030	35.409	24.696	337.7								
11	1'55.427	27.565	25.599	37.351	24.912	338.0								
12	1'48.840	25.698	23.044	35.522	24.576	338.9								
13	7'50.473 P	27.360				338.1								
14	2'01.409	32.670	24.668	38.723	25.348	197.2								
15	1'51.896	25.656	24.221	37.023	24.996	337.7								
16	1'48.459	25.392	22.917	35.521	24.629	340.2								
17	1'48.737	25.614	22.977	35.525	24.621	337.6								
18	1'48.701	25.564	23.040	35.617	24.480	336.3								
							11th 26 Dani PEDROSA Repsol Honda Team SPA							
							Runs=2 Total laps=21 Full laps=18							
1	3'00.199	1'29.274	26.459	38.360	26.106	99.3								
2	1'53.202	26.742	24.323	36.796	25.341	328.6								
3	1'50.571	26.095	23.546	36.027	24.903	335.5								
4	1'49.699	26.106	23.144	35.631	24.818	336.7								
5	1'49.055	25.656	23.210	35.611	24.578	341.5								
6	7'35.133 P	27.788				339.4								
7	2'02.494	35.592	24.865	36.771	25.266	104.4								
8	1'50.170	25.874	23.493	35.987	24.816	336.2								
9	1'49.310	25.631	23.215	35.711	24.753	336.9								
10	1'49.329	25.639	23.134	35.780	24.776	336.6								
11	1'49.160	25.651	23.194	35.678	24.637	339.4								
12	1'49.127	25.632	23.117	35.589	24.789	340.0								
13	1'49.372	25.740	23.131	35.790	24.711	337.0								
14	1'48.974	25.599	23.084	35.654	24.637	339.4								
15	1'48.985	25.554	23.083	35.668	24.680	341.3								
16	1'49.145	25.575	23.146	35.753	24.671	338.8								
17	1'49.403	25.794	23.183	35.773	24.653	339.4								
18	1'48.844	25.558	22.996	35.671	24.619	340.9								
							8th 38 Bradley SMITH Monster Yamaha Tec GBR							
							Runs=3 Total laps=21 Full laps=16							
1	2'32.017	1'01.755	25.586	38.155	26.521	212.5								
2	1'52.306	26.557	23.963	36.518	25.268	333.6								
3	1'50.981	26.207	23.503	36.252	25.019	336.9								
4	1'50.363	25.903	23.322	36.028	25.110	338.9								
5	1'49.669	25.795	23.206	35.829	24.839	338.3								
6	1'49.336	25.679	23.197	35.745	24.715	339.1								
7	1'48.990	25.577	23.016	35.677	24.720	338.0								
8	1'48.687	25.433	22.936	35.625	24.693	338.7								
9	5'22.123 P	27.651				333.8								
10	1'58.662	33.292	23.969	36.388	25.013	154.8								
11	1'49.277	25.667	23.110	35.814	24.686	339.9								
12	1'48.966	25.459	22.994	35.702	24.811	340.3								
13	1'48.701	25.346	23.018	35.671	24.666	340.1								
14	1'48.843	25.475	22.989	35.633	24.746	342.4								
15	5'28.661 P	27.159				335.1								
16	1'56.379	31.418	23.884	36.173	24.904	197.6								
17	1'49.038	25.621	23.072	35.652	24.693	341.2								
18	1'48.349	25.437	22.862	35.551	24.499	343.2								
19	1'48.881	25.421	22.818	35.873	24.769	342.6								
20	1'48.787	25.470	22.955	35.770	24.592	341.1								
21	1'48.532	25.480	22.872	35.559	24.621	341.5								

Fastest Lap: Andrea DOVIZIOSO Ducati Team ITA 1'47.893 25.232 22.957 35.283 24.421

These data/results cannot be reproduced, stored and/or transmitted in whole or in part by any manner of electronic, mechanical, photocopying, recording, broadcasting or otherwise now known or herein after developed without the previous express consent by the copyright owner, except for reproduction in daily press and regular printed publications on sale to the public within 60 days of the event related to those data/results and always provided that copyright symbol appears together as follows below.
© DORNA, 2015



Free Practice Nr. 1

MotoGP

Lap	Lap Time	T1	T2	T3	T4	Speed	Lap	Lap Time	T1	T2	T3	T4	Speed		
19	1'48.888	25.536	23.011	35.682	24.659	340.3	15th 25	Maverick VIÑALES	Team SUZUKI ECST	SPA	Runs=5	Total laps=18	Full laps=12		
20	1'48.541	25.460	22.999	35.480	24.602	340.8									
21	1'48.978	25.494	23.104	35.696	24.684	340.8									
12th 51	Michele PIRRO	Ducati Team				ITA									
		Runs=3	Total laps=17	Full laps=12											
1	2'14.569	44.896	25.774	38.074	25.825	142.4	1	2'37.383	1'06.892	25.743	38.143	26.605	194.2		
2	1'51.959	26.754	23.540	36.312	25.353	324.2	2	1'52.873	26.913	23.832	36.400	25.728	319.3		
3	1'49.834	25.871	23.265	35.944	24.754	338.4	3	1'50.645	26.174	23.463	35.828	25.180	325.9		
4	1'50.244	25.613	23.167	36.331	25.133	339.0	4	1'50.412	26.105	23.375	35.800	25.132	323.7		
5	1'49.545	25.572	23.223	35.940	24.810	341.1	5	1'50.052	25.976	23.194	35.830	25.052	326.8		
6	8'21.900 P	27.808			336.9										
7	2'03.123	34.263	24.908	38.662	25.290	126.9	6	6'13.882 P	27.972			299.7			
8	1'49.942	25.759	23.341	35.993	24.849	340.3	7	1'59.402	33.456	24.063	36.369	25.514	193.8		
9	1'52.625	26.462	23.919	36.972	25.272	344.1	8	1'50.135	25.826	23.206	35.938	25.165	328.0		
10	1'50.320	25.566	23.269	36.353	25.132	340.6	9	1'49.100	25.646	23.009	35.608	24.837	333.5		
11	2'23.723	56.387	25.844	36.405	25.087	341.5	10	5'43.319 P	25.817			326.0			
12	1'49.622	25.611	23.171	35.991	24.849	338.5	11	1'56.904	31.911	23.750	36.059	25.184	183.6		
13	7'31.019 P	27.164			324.4										
14	2'11.122	43.278	25.212	36.448	26.184	92.1	12	5'22.859 P	25.834	23.405	36.316	3'57.304	334.4		
15	1'48.994	25.757	23.059	35.510	24.668	338.0	13	2'05.159	40.552	23.626	35.940	25.041	105.0		
16	1'48.614	25.532	23.003	35.553	24.526	342.2	14	1'49.535	25.642	23.205	35.651	25.037	334.5		
17	1'57.488	28.606	24.960	37.994	25.928	334.7	15	1'56.789	25.736	23.182	42.281	25.590	331.0		
13th 9	Danilo PETRUCCI	Octo Pramac Racing				ITA	16th 69	Nicky HAYDEN	Aspar MotoGP Team				USA		
		Runs=3	Total laps=18	Full laps=13		Runs=3							Total laps=18	Full laps=13	
1	2'16.890	49.107	24.906	36.986	25.891	148.9	1	2'29.839	57.658	26.514	38.874	26.793	202.3		
2	1'50.346	25.759	23.685	35.866	25.036	341.9	2	1'52.473	26.826	24.096	36.332	25.219	331.7		
3	1'49.464	25.817	23.259	35.737	24.651	344.8	3	1'50.837	25.897	23.573	36.154	25.213	333.1		
4	1'49.565	25.703	23.193	35.808	24.861	341.8	4	1'52.533	26.475	23.728	36.947	25.383	324.7		
5	1'49.508	25.665	23.209	35.809	24.825	338.7	5	1'49.959	26.011	23.322	35.791	24.835	328.3		
6	1'55.059	25.712	23.196	38.945	27.206	339.7	6	1'49.600	25.889	23.115	35.792	24.804	333.8		
7	1'49.433	25.694	23.219	35.797	24.723	339.6	7	1'50.393	25.715	23.369	36.048	25.261	332.3		
8	10'07.949 P	27.650			339.5										
9	1'55.712	30.904	23.891	35.816	25.101	202.3	8	9'02.240 P	26.839			326.2			
10	1'48.616	25.398	23.061	35.511	24.646	340.1	9	1'59.959	32.793	24.625	37.152	25.389	203.0		
11	1'49.235	25.547	23.158	35.793	24.737	338.7	10	1'51.657	26.540	23.660	36.229	25.228	329.7		
12	1'49.118	25.615	23.107	35.707	24.689	338.6	11	1'50.450	25.873	23.403	36.133	25.041	330.3		
13	1'55.702	27.207	27.464	36.267	24.764	340.1	12	7'13.990 P	26.470			331.7			
14	1'49.009	25.539	23.056	35.756	24.658	341.3	13	1'55.918	30.349	24.067	36.377	25.125	210.8		
15	4'45.821 P	25.651			339.9										
16	2'05.391	35.670	26.817	37.838	25.066	177.1	14	1'49.663	25.811	23.153	35.767	24.932	330.4		
17	1'49.076	25.590	23.244	35.642	24.600	341.6	15	1'49.261	25.629	22.972	35.817	24.843	330.1		
18	1'49.948	25.836	23.613	35.764	24.735	343.6	16	1'50.279	25.739	23.307	36.151	25.082	330.3		
14th 8	Hector BARBERA	Avintia Racing				SPA	17	1'53.406	28.929	23.480	35.974	25.023	331.6		
		Runs=4	Total laps=14	Full laps=7		18th 41							Aleix ESPARGARO	Team SUZUKI ECST SPA	
1	2'11.263	39.104	26.647	38.932	26.580	189.2			Runs=3	Total laps=12	Full laps=6				
2	1'55.879	27.115	25.018	37.900	25.846	331.2	1	3'00.363	1'29.439	26.494	37.926	26.504	188.4		
3	1'50.093	26.216	23.548	35.605	24.724	332.7	2	10'35.178 P			305.1				
4	1'50.101	25.787	23.236	36.011	25.067	341.6	3	2'04.204	33.523	26.535	37.892	26.254	204.1		
5	1'49.330	25.677	23.183	35.720	24.750	343.4	4	1'53.460	26.886	24.313	36.589	25.672	321.9		
6	13'11.736 P	25.664	23.270	37.414	11'45.388	346.5	5	1'51.604	26.291	23.858	36.108	25.347	326.3		
7	1'57.227	30.419	24.167	37.350	25.291	212.4	6	1'49.576	25.799	23.204	35.621	24.952	329.4		
8	6'19.630 P	26.200			343.1										
9	1'59.782	31.443	26.097	36.856	25.386	168.4	7	1'49.548	25.664	23.220	35.757	24.907	330.5		
10	4'15.907 P	25.903			341.6										
11	2'12.338	36.698	31.433	39.051	25.156	140.0	8	8'18.726 P	31.540			240.9			
12	1'48.712	25.401	23.092	35.467	24.752	347.8	9	1'57.724	31.774	24.466	36.253	25.231	207.0		
13	1'48.675	25.358	22.973	35.571	24.773	345.9	10	1'49.478	25.777	23.273	35.596	24.832	330.0		
14	1'54.362	26.079	24.705	37.713	25.865	343.5	11	1'49.659	25.819	23.234	35.773	24.833	328.4		
								PIT		35.615			262.5		
18th 17	Karel ABRAHAM	AB Motoracing				CZE									
		Runs=4	Total laps=18	Full laps=11											
1	2'14.182	40.765	27.134	39.718	26.565	165.3									
2	1'55.160	27.474	24.732	37.436	25.518	325.3									
3	1'52.113	26.513	23.827	36.562	25.211	329.0									

Fastest Lap: Andrea DOVIZIOSO Ducati Team ITA **1'47.893** 25.232 22.957 35.283 24.421

These data/results cannot be reproduced, stored and/or transmitted in whole or in part by any manner of electronic, mechanical, photocopying, recording, broadcasting or otherwise now known or herein after developed without the previous express consent by the copyright owner, except for reproduction in daily press and regular printed publications on sale to the public within 60 days of the event related to those data/results and always provided that copyright symbol appears together as follows below.
© DORNA, 2015



Free Practice Nr. 1

MotoGP

Lap	Lap Time	T1	T2	T3	T4	Speed	Lap	Lap Time	T1	T2	T3	T4	Speed
4	4'48.547 P	26.883				327.8	3	1'51.423	26.040	23.656	36.486	25.241	331.1
5	2'05.156	33.322	24.702	37.347	29.785	168.8	4	2'05.331	36.763	25.422	37.734	25.412	332.4
6	1'51.917	26.275	23.779	36.462	25.401	332.4	5	1'50.480	25.722	23.516	36.330	24.912	334.8
7	8'18.727 P	26.708				327.2	6	8'47.473 P	25.840				338.1
8	2'00.706	33.642	24.820	36.811	25.433	131.1	7	2'02.832	34.746	24.622	38.066	25.398	136.0
9	1'50.666	26.109	23.460	36.098	24.999	331.5	8	1'50.657	25.954	23.419	36.279	25.005	334.8
10	2'00.707	28.438	23.676	38.045	30.548	330.6	9	2'01.185	26.417	23.708	37.713	33.347	334.4
11	1'50.318	25.961	23.371	35.945	25.041	331.3	10	1'50.448	26.065	23.409	36.142	24.832	335.8
12	1'50.084	26.019	23.262	35.876	24.927	333.9	11	9'26.738 P	26.047				332.8
13	4'24.167 P	26.401				333.9	12	2'27.812	40.333	27.458	51.786	28.235	117.2
14	2'05.907	37.735	24.805	38.075	25.292	125.0	13	1'50.430	25.985	23.379	36.160	24.906	337.0
15	1'49.931	25.977	23.242	35.810	24.902	336.2	14	1'49.855	25.695	23.267	36.041	24.852	333.3
16	1'50.031	25.934	23.012	35.794	25.291	333.6	15	1'55.217	25.738	25.363	38.984	25.132	332.2
17	1'49.569	25.684	23.200	35.866	24.819	337.0	16	1'50.017	26.241	23.189	35.858	24.729	331.5
18	1'52.370	25.911	24.655	36.854	24.950	334.0							

19th 76 **Loris BAZ** Athina Forward Racin FRA
Runs=3 Total laps=18 Full laps=13

1	2'14.491	42.291	26.852	38.807	26.541	126.3
2	1'53.515	27.201	24.081	36.702	25.531	318.3
3	1'51.776	26.438	23.705	36.194	25.439	324.7
4	1'51.634	26.224	23.654	36.266	25.490	325.3
5	1'51.134	26.067	23.600	36.150	25.317	327.2
6	1'50.898	26.183	23.391	36.035	25.289	326.8
7	8'42.942 P	27.977				322.0
8	1'58.970	31.817	24.647	36.850	25.656	169.4
9	1'51.204	26.115	23.505	36.368	25.216	328.9
10	1'54.131	26.067	26.103	36.680	25.281	329.6
11	1'50.854	26.062	23.413	36.195	25.184	329.6
12	1'51.037	26.030	23.426	36.384	25.197	329.0
13	7'16.438 P	27.696				329.7
14	2'11.745	36.888	25.551	42.867	26.439	105.8
15	1'49.833	25.812	23.336	35.624	25.061	332.1
16	1'49.661	25.702	23.169	35.720	25.070	331.8
17	1'50.232	25.906	23.333	36.084	24.909	330.5
18	1'50.351	26.038	23.399	35.917	24.997	328.7

20th 50 **Eugene LAVERTY** Aspar MotoGP Team IRL
Runs=4 Total laps=19 Full laps=15

1	2'32.537	59.328	26.996	39.006	27.207	188.3
2	1'52.432	26.761	23.992	36.285	25.394	324.7
3	1'51.160	26.058	23.621	36.245	25.236	333.4
4	1'51.034	26.103	23.522	36.113	25.296	335.1
5	1'50.882	26.027	23.629	36.013	25.213	334.2
6	8'40.401 P	27.311				332.2
7	2'03.603	34.778	25.452	37.265	26.108	144.9
8	1'50.454	25.911	23.519	35.849	25.175	328.9
9	1'50.157	25.840	23.329	35.861	25.127	329.2
10	1'50.152	25.758	23.348	35.896	25.150	330.0
11	3'53.003 P	27.200				331.2
12	2'05.665	36.175	25.788	37.709	25.993	138.9
13	1'50.364	25.955	23.517	35.813	25.079	331.6
14	1'49.815	25.708	23.193	35.824	25.090	329.3
15	1'50.013	25.868	23.255	35.791	25.099	328.1
16	2'01.304	29.969	26.579	39.058	25.698	317.7
17	1'50.212	25.843	23.360	35.884	25.125	335.4
18	1'50.188	25.849	23.265	35.816	25.258	329.6
19	1'52.019	25.957	23.480	37.081	25.501	327.6

21st 43 **Jack MILLER** CWM LCR Honda AUS
Runs=3 Total laps=16 Full laps=11

1	2'44.310	1'12.449	26.631	38.986	26.244	183.9
2	1'53.899	26.308	24.519	37.595	25.477	328.1

22nd 19 **Alvaro BAUTISTA** Aprilia Racing Team SPA
Runs=3 Total laps=17 Full laps=12

1	2'28.689	57.256	26.222	38.609	26.602	175.6
2	1'53.263	26.823	24.267	36.577	25.596	326.7
3	1'51.156	26.031	23.514	36.171	25.440	328.6
4	1'51.787	26.339	23.640	36.338	25.470	330.2
5	1'50.496	25.910	23.431	35.899	25.256	328.0
6	10'05.995 P	26.560				328.9
7	2'00.692	32.133	24.108	38.978	25.473	160.9
8	1'50.712	25.986	23.558	36.004	25.164	328.8
9	1'50.058	25.761	23.300	35.921	25.076	329.0
10	1'55.979	30.923	23.825	36.147	25.084	329.7
11	1'50.638	25.862	23.407	36.091	25.278	328.9
12	6'33.145 P	27.827				329.0
13	1'59.162	32.710	24.805	36.382	25.265	183.6
14	1'49.922	25.867	23.321	35.747	24.987	332.0
15	1'49.935	25.811	23.231	35.863	25.030	332.5
16	2'00.180	30.427	28.106	36.483	25.164	328.7
17	1'50.736	25.907	23.502	36.045	25.282	330.1

23rd 6 **Stefan BRADL** Athina Forward Racin GER
Runs=3 Total laps=15 Full laps=10

1	2'23.168	52.922	26.057	38.130	26.059	163.6
2	1'52.875	26.430	24.157	36.762	25.526	328.1
3	1'51.445	25.911	23.947	36.380	25.207	335.8
4	1'51.083	25.908	23.759	36.203	25.213	333.9
5	1'50.274	25.672	23.450	36.102	25.050	336.2
6	16'22.675 P	27.886				334.3
7	2'02.304	33.129	26.645	37.009	25.521	154.5
8	1'50.655	25.731	23.670	36.113	25.141	335.5
9	1'50.166	25.656	23.447	36.082	24.981	336.5
10	1'50.550	25.715	23.548	36.236	25.051	334.6
11	4'58.503 P	26.933				328.8
12	2'02.505	33.677	27.191	36.514	25.123	158.4
13	1'50.510	26.101	23.387	36.005	25.017	333.6
14	1'50.384	25.669	23.508	36.120	25.087	335.9
15	1'49.976	25.598	23.433	35.956	24.989	335.6

24th 63 **Mike DI MEGLIO** Avintia Racing FRA
Runs=3 Total laps=16 Full laps=11

1	2'14.934	42.657	27.659	38.781	25.837	178.7
2	1'54.054	26.902	24.792	36.958	25.402	323.3
3	1'51.825	26.197	23.942	36.456	25.230	340.6
4	1'51.638	26.116	23.926	36.369	25.227	341.2
5	1'51.129	26.090	23.737	36.263	25.039	337.3
6	10'05.991 P	26.056				338.8
7	2'02.247	33.352	24.995	38.767	25.133	179.9
8	1'51.136	26.203	23.936	36.038	24.959	339.6

Fastest Lap: Andrea DOVIZIOSO Ducati Team ITA 1'47.893 25.232 22.957 35.283 24.421

These data/results cannot be reproduced, stored and/or transmitted in whole or in part by any manner of electronic, mechanical, photocopying, recording, broadcasting or otherwise now known or herein after developed without the previous express consent by the copyright owner, except for reproduction in daily press and regular printed publications on sale to the public within 60 days of the event related to those data/results and always provided that copyright symbol appears together as follows below.
© DORNA, 2015



Free Practice Nr. 1

MotoGP

Lap	Lap Time	T1	T2	T3	T4	Speed	Lap	Lap Time	T1	T2	T3	T4	Speed
9	1'51.016	25.858	23.613	36.317	25.228	336.6							
10	1'51.955	26.110	23.972	36.631	25.242	337.6							
11	8'11.119 P	28.622				334.2							
12	2'02.026	31.013	24.376	40.933	25.704	193.0							
13	1'54.453	26.147	24.415	38.674	25.217	334.8							
14	1'50.477	25.803	23.487	36.088	25.099	340.8							
15	1'51.495	25.958	23.701	36.480	25.356	338.3							
16	1'52.295	26.126	23.917	36.672	25.580	338.7							

25th 15 Alex DE ANGELIS E-Motion IodaRacing RSM
 Runs=3 Total laps=18 Full laps=13

1	2'26.351	56.215	26.147	37.784	26.205	175.7							
2	1'53.541	27.025	24.296	36.619	25.601	311.8							
3	1'52.386	26.551	23.756	36.408	25.671	323.8							
4	6'40.492 P					320.2							
5	2'11.931	38.502	27.308	39.508	26.613	162.8							
6	1'56.154	27.218	24.423	38.336	26.177	317.6							
7	1'52.803	26.322	23.732	36.943	25.806	322.8							
8	1'55.701	28.760	24.361	36.944	25.636	323.9							
9	1'51.797	26.306	23.620	36.296	25.575	322.8							
10	1'57.054	29.820	24.475	37.185	25.574	322.4							
11	1'51.689	26.502	23.697	36.181	25.309	323.9							
12	1'51.161	26.199	23.561	36.067	25.334	324.9							
13	7'55.542 P	30.692				307.8							
14	2'15.279	41.590	25.960	39.957	27.772	81.0							
15	1'56.547	27.608	25.105	37.564	26.270	322.0							
16	1'52.138	26.516	23.813	36.231	25.578	321.9							
17	1'52.032	26.491	23.669	36.347	25.525	323.8							
18	1'51.896	26.374	23.750	36.325	25.447	321.7							

26th 33 Marco MELANDRI Aprilia Racing Team ITA
 Runs=3 Total laps=17 Full laps=12

1	2'47.228	1'11.981	27.591	40.104	27.552	166.5							
2	1'57.849	27.867	25.409	38.110	26.463	318.0							
3	1'55.532	27.058	24.641	37.824	26.009	325.7							
4	8'13.730 P	27.822				329.0							
5	2'05.037	33.901	26.182	38.397	26.557	185.4							
6	1'54.152	26.744	24.423	37.162	25.823	329.4							
7	1'53.210	26.396	24.085	37.087	25.642	329.4							
8	8'19.199 P	27.627				331.4							
9	2'05.269	34.652	25.968	38.474	26.175	170.3							
10	1'57.100	26.659	26.837	37.809	25.795	331.4							
11	1'52.674	26.300	23.876	36.860	25.638	331.8							
12	1'52.532	26.234	23.874	36.992	25.432	331.2							
13	1'59.782	28.536	26.067	39.047	26.132	327.7							
14	1'52.516	26.324	23.840	36.873	25.479	333.3							
15	2'02.441	30.888	26.409	39.148	25.996	330.2							
16	1'53.370	26.353	24.112	37.194	25.711	333.0							
17	1'53.608	26.242	24.175	37.354	25.837	333.5							

Fastest Lap: Andrea DOVIZIOSO Ducati Team ITA **1'47.893** 25.232 22.957 35.283 24.421

These data/results cannot be reproduced, stored and/or transmitted in whole or in part by any manner of electronic, mechanical, photocopying, recording, broadcasting or otherwise now known or herein after developed without the previous express consent by the copyright owner, except for reproduction in daily press and regular printed publications on sale to the public within 60 days of the event related to those data/results and always provided that copyright symbol appears together as follows below.

© DORNA, 2015

 Official MotoGP Timing by **TISSOT**
 www.motogp.com

Mugello, Friday, May 29, 2015

Page 5 of 5





5245 m.

GRAN PREMIO D'ITALIA TIM

Free Practice Nr. 1

Best Partial Times

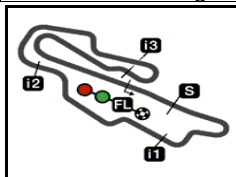
IT Ideal Lap Time, sum of the best partial times

BT Best Lap Time

T1		T2		T3		T4				IT	BT	
Pos	Rider	Time	Rider	Time	Rider	Time	Rider	Time	Pos	Rider	IT	BT
1	A.DOVIOSIO	25.193	B.SMITH	22.818	J.LORENZO	35.224	A.IANNONE	24.338	1	A.DOVIOSIO	1'47.789	1'47.893 (1)
2	A.IANNONE	25.314	M.MARQUEZ	22.838	A.DOVIOSIO	35.283	P.ESPARGARO	24.349	2	J.LORENZO	1'47.834	1'47.926 (2)
3	J.LORENZO	25.316	V.ROSSI	22.849	S.REDDING	35.324	J.LORENZO	24.391	3	A.IANNONE	1'47.940	1'47.940 (3)
4	M.MARQUEZ	25.317	A.IANNONE	22.858	V.ROSSI	35.359	M.MARQUEZ	24.398	4	M.MARQUEZ	1'48.023	1'48.028 (4)
5	B.SMITH	25.346	S.REDDING	22.876	P.ESPARGARO	35.360	A.DOVIOSIO	24.404	5	P.ESPARGAR	1'48.050	1'48.390 (9)
6	H.BARBERA	25.358	Y.HERNANDEZ	22.887	C.CRUTCHLOW	35.409	Y.HERNANDEZ	24.461	6	C.CRUTCHLO	1'48.198	1'48.459 (10)
7	V.ROSSI	25.374	P.ESPARGARO	22.903	Y.HERNANDEZ	35.410	C.CRUTCHLOW	24.480	6	V.ROSSI	1'48.198	1'48.325 (6)
8	C.CRUTCHLOW	25.392	J.LORENZO	22.903	A.IANNONE	35.430	B.SMITH	24.499	8	Y.HERNANDEZ	1'48.200	1'48.304 (5)
9	D.PETRUCCI	25.398	A.DOVIOSIO	22.909	H.BARBERA	35.467	M.PIRRO	24.526	9	B.SMITH	1'48.214	1'48.349 (8)
10	P.ESPARGARO	25.438	C.CRUTCHLOW	22.917	M.MARQUEZ	35.470	D.PEDROSA	24.578	10	S.REDDING	1'48.258	1'48.340 (7)
11	Y.HERNANDEZ	25.442	N.HAYDEN	22.972	D.PEDROSA	35.480	S.REDDING	24.598	11	D.PEDROSA	1'48.514	1'48.541 (11)
12	D.PEDROSA	25.460	H.BARBERA	22.973	M.PIRRO	35.510	D.PETRUCCI	24.600	12	H.BARBERA	1'48.522	1'48.675 (14)
13	S.REDDING	25.460	D.PEDROSA	22.996	D.PETRUCCI	35.511	V.ROSSI	24.616	13	D.PETRUCCI	1'48.565	1'48.616 (13)
14	M.PIRRO	25.532	M.VIÑALES	23.000	M.VIÑALES	35.538	H.BARBERA	24.724	14	M.PIRRO	1'48.571	1'48.614 (12)
15	S.BRADL	25.598	M.PIRRO	23.003	B.SMITH	35.551	J.MILLER	24.729	15	M.VIÑALES	1'49.017	1'49.100 (15)
16	N.HAYDEN	25.629	K.ABRAHAM	23.012	A.ESPARGARO	35.596	N.HAYDEN	24.804	16	N.HAYDEN	1'49.172	1'49.261 (16)
17	M.VIÑALES	25.642	D.PETRUCCI	23.056	L.BAZ	35.624	K.ABRAHAM	24.819	17	A.ESPARGAR	1'49.296	1'49.478 (17)
18	A.ESPARGARO	25.664	L.BAZ	23.169	A.BAUTISTA	35.747	A.ESPARGARO	24.832	18	K.ABRAHAM	1'49.309	1'49.569 (18)
19	K.ABRAHAM	25.684	J.MILLER	23.189	N.HAYDEN	35.767	M.VIÑALES	24.837	19	L.BAZ	1'49.404	1'49.661 (19)
20	J.MILLER	25.695	E.LAVERTY	23.193	E.LAVERTY	35.791	L.BAZ	24.909	20	J.MILLER	1'49.471	1'49.855 (21)
21	L.BAZ	25.702	A.ESPARGARO	23.204	K.ABRAHAM	35.794	M.DI MEGLIO	24.959	21	A.BAUTISTA	1'49.726	1'49.922 (22)
22	E.LAVERTY	25.708	A.BAUTISTA	23.231	J.MILLER	35.858	S.BRADL	24.981	22	E.LAVERTY	1'49.771	1'49.815 (20)
23	A.BAUTISTA	25.761	S.BRADL	23.387	S.BRADL	35.956	A.BAUTISTA	24.987	23	S.BRADL	1'49.922	1'49.976 (23)
24	M.DI MEGLIO	25.803	M.DI MEGLIO	23.487	M.DI MEGLIO	36.038	E.LAVERTY	25.079	24	M.DI MEGLIO	1'50.287	1'50.477 (24)

These data/results cannot be reproduced, stored and/or transmitted in whole or in part by any manner of electronic, mechanical, photocopying, recording, broadcasting or otherwise now known or herein after developed without the previous express consent by the copyright owner, except for reproduction in daily press and regular printed publications on sale to the public within 60 days of the event related to those data/results and always provided that copyright symbol appears together as follows below.
© DORNA, 2015





5245 m.

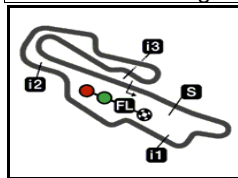
GRAN PREMIO D'ITALIA TIM**Free Practice Nr. 1****Best Partial Times****MotoGP***IT* Ideal Lap Time, sum of the best partial times*BT* Best Lap Time

<i>T1</i>		<i>T2</i>		<i>T3</i>		<i>T4</i>				<i>IT</i>	<i>BT</i>	
<i>Pos</i>	<i>Rider</i>	<i>Time</i>	<i>Rider</i>	<i>Time</i>	<i>Rider</i>	<i>Time</i>	<i>Rider</i>	<i>Time</i>	<i>Pos</i>	<i>Rider</i>		
25	A.DE ANGELIS	26.199	A.DE ANGELIS	23.561	A.DE ANGELIS	36.067	A.DE ANGELIS	25.309	25	A.DE ANGELIS	1'51.136	1'51.161 (25)
26	M.MELANDRI	26.234	M.MELANDRI	23.840	M.MELANDRI	36.860	M.MELANDRI	25.432	26	M.MELANDRI	1'52.366	1'52.516 (26)

These data/results cannot be reproduced, stored and/or transmitted in whole or in part by any manner of electronic, mechanical, photocopying, recording, broadcasting or otherwise now known or herein after developed without the previous express consent by the copyright owner, except for reproduction in daily press and regular printed publications on sale to the public within 60 days of the event related to those data/results and always provided that copyright symbol appears together as follows below.
© DORNA, 2015

Official MotoGP Timing by **TISSOT**
www.motogp.com






5245 m.

GRAN PREMIO D'ITALIA TIM

Free Practice Nr. 1

Fastest Laps Sequence

<i>Practice Time</i>	 <i>Rider</i>	<i>Nation</i>	<i>Motorcycle</i>	<i>Time</i>	<i>Km/h</i>	<i>Rider's Lap</i>
4'06.528	51 Michele PIRRO	ITA	DUCATI	1'51.959	168.6	2
4'07.236	9 Danilo PETRUCCI	ITA	DUCATI	1'50.346	171.1	2
5'56.362	51 Michele PIRRO	ITA	DUCATI	1'49.834	171.9	3
5'56.700	9 Danilo PETRUCCI	ITA	DUCATI	1'49.464	172.4	3
6'46.626	4 Andrea DOVIZIOSO	ITA	DUCATI	1'49.441	172.5	3
8'06.716	35 Cal CRUTCHLOW	GBR	HONDA	1'49.096	173.0	4
9'56.510	44 Pol ESPARGARO	SPA	YAMAHA	1'48.748	173.6	5
10'24.693	4 Andrea DOVIZIOSO	ITA	DUCATI	1'48.025	174.7	5
16'30.752	99 Jorge LORENZO	SPA	YAMAHA	1'47.984	174.8	8
27'46.473	4 Andrea DOVIZIOSO	ITA	DUCATI	1'47.893	175.0	11

These data/results cannot be reproduced, stored and/or transmitted in whole or in part by any manner of electronic, mechanical, photocopying, recording, broadcasting or otherwise now known or herein after developed without the previous express consent by the copyright owner, except for reproduction in daily press and regular printed publications on sale to the public within 60 days of the event related to those data/results and always provided that copyright symbol appears together as follows below.

© DORNA, 2015

Official MotoGP Timing by TISSOT
www.motogp.com

Mugello, Friday, May 29, 2015

