


MOTUL GRAND PRIX OF JAPAN

Race

Classification after 15 laps = 72.015 km

29

Pos		Rider	Nation	Team	Motorcycle	Total Time	Km/h	Gap
1	25	5 Johann ZARCO	FRA	Ajo Motorsport	KALEX	31'17.900	138.0	
2	20	94 Jonas FOLGER	GER	AGR Team	KALEX	31'22.405	137.7	4.505
3	16	11 Sandro CORTESE	GER	Dynavolt Intact GP	KALEX	31'33.333	136.9	15.433
4	13	25 Azlan SHAH	MAL	IDEMITSU Honda Team Asia	KALEX	31'35.248	136.7	17.348
5	11	55 Hafizh SYHRIN	MAL	Petronas Raceline Malaysia	KALEX	31'40.758	136.3	22.858
6	10	88 Ricard CARDUS	SPA	JPMoto Malaysia	SUTER	31'42.870	136.2	24.970
7	9	3 Simone CORSI	ITA	Forward Racing	KALEX	31'43.659	136.1	25.759
8	8	22 Sam LOWES	GBR	Speed Up Racing	SPEED UP	31'44.924	136.0	27.024
9	7	23 Marcel SCHROTTER	GER	Tech 3	TECH 3	31'45.385	136.0	27.485
10	6	4 Randy KRUMMENACHER	SWI	JIR Racing Team	KALEX	31'45.962	136.0	28.062
11	5	40 Alex RINS	SPA	Paginas Amarillas HP 40	KALEX	31'48.668	135.8	30.768
12	4	7 Lorenzo BALDASSARRI	ITA	Forward Racing	KALEX	31'50.585	135.6	32.685
13	3	71 Tomoyoshi KOYAMA	JPN	NTS T.Pro Project	NTS	31'51.895	135.6	33.995
14	2	72 Yuki TAKAHASHI	JPN	Moriwaki Racing	MORIWAKI	31'54.482	135.4	36.582
15	1	36 Mika KALLIO	FIN	QMMF Racing Team	SPEED UP	32'01.572	134.9	43.672
16		60 Julian SIMON	SPA	QMMF Racing Team	SPEED UP	32'06.156	134.5	48.256
17		2 Jesko RAFFIN	SWI	sports-millions-EMWE-SAG	KALEX	32'07.321	134.5	49.421
18		73 Alex MARQUEZ	SPA	EG 0,0 Marc VDS	KALEX	32'09.612	134.3	51.712
19		57 Edgar PONS	SPA	Italtrans Racing Team	KALEX	32'38.882	132.3	1'20.982
20		96 Louis ROSSI	FRA	Tasca Racing Scuderia Moto2	TECH 3	32'49.119	131.6	1'31.219
21		66 Florian ALT	GER	E-Motion IodaRacing Team	SUTER	32'54.016	131.3	1'36.116
22		30 Takaaki NAKAGAMI	JPN	IDEMITSU Honda Team Asia	KALEX	32'59.027	131.0	1'41.127
23		70 Robin MULHAUSER	SWI	Technomag Racing Interwetten	KALEX	33'11.291	112.8	2 laps
Not classified								
		39 Luis SALOM	SPA	Paginas Amarillas HP 40	KALEX	19'06.356	135.6	6 laps
		10 Thitipong WAROKORN	THA	APH PTT The Pizza SAG	KALEX	17'10.547	134.1	7 laps
		12 Thomas LUTHI	SWI	Derendinger Racing Interwetten	KALEX	15'21.761	131.2	8 laps
		19 Xavier SIMEON	BEL	Federal Oil Gresini Moto2	KALEX	10'43.391	134.3	10 laps
		97 Xavi VIERGE	SPA	Tech 3	TECH 3	8'37.462	133.6	11 laps
		49 Axel PONS	SPA	AGR Team	KALEX	9'24.288	122.5	11 laps
		16 Joshua HOOK	AUS	Technomag Racing Interwetten	KALEX	6'31.623	132.3	12 laps

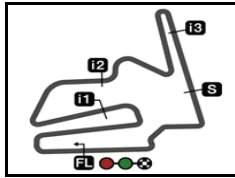
The results are provisional until the end of the limit for protest and appeals.

Time limit for protest expires 30' after publication of the results - Mr. Time:

These data/results cannot be reproduced, stored and/or transmitted in whole or in part by any manner of electronic, mechanical, photocopying, recording, broadcasting or otherwise now known or herein after developed without the previous express consent by the copyright owner, except for reproduction in daily press and regular printed publications on sale to the public within 60 days of the event related to those data/results and always provided that copyright symbol appears together as follows below.

© DORNA, 2015






4801 m.

MOTUL GRAND PRIX OF JAPAN

Race

Classification after 15 laps = 72.015 km

29

Pos	 Rider	Nation	Team	Motorcycle	Total Time	Km/h	Gap
-----	---	--------	------	------------	------------	------	-----

Race condition: Wet

Air: 19°
Humidity: 95%
Ground: 21°

Pole Position:

Fastest Lap:

Circuit Record Lap:

Circuit Best Lap:

	Johann ZARCO	1'50.339	156.6 Km/h
Lap 2	Jonas FOLGER	2'04.166	139.1 Km/h
2014	Maverick VIÑALES	1'50.866	155.8 Km/h
2015	Johann ZARCO	1'50.339	156.6 Km/h

12:45'00

12:56'44 Axel PONS

12:58'00

13:01'19

13:03'48 Louis ROSSI13:04'28 Louis ROSSI

13:05'31 Robin MULHAUSER

13:05'48 Louis ROSSI

13:06'03 Louis ROSSI

13:06'33 Thomas LUTHI

13:06'57 Thomas LUTHI

13:07'25 Axel PONS

13:07'45 Axel PONS

13:08'38 Joshua HOOK

13:11'16 Xavi VIERGE

13:11'53 Takaaki NAKAGAMI

13:12'16 Takaaki NAKAGAMI

13:13'00 Axel PONS

13:14'25 Xavier SIMEON

13:18'53 Thomas LUTHI

13:20'08 Edgar PONS

13:20'08 Thitipong WAROKORN

13:20'36 Edgar PONS

13:20'44 Luis SALOM

SIGHTING LAP START

starting warm up lap from pit lane

WARM UP LAP START

RACE START

jump startride through penalty

starting from pit lane

entered pits for ride through

re-joined race

crashed out - Rider OK

re-joined race

re-joined race

crashed out - Rider OK

crashed out - Rider OK

crashed out - Rider OK

crashed out - Rider OK

re-joined race

entered pits and retired

entered pits and retired

entered pits and retired

crashed out - Rider OK

crashed out - Rider OK

re-joined race

crashed out - Rider OK

The results are provisional until the end of the limit for protest and appeals.

Time limit for protest expires 30' after publication of the results - Mr. Time:

These data/results cannot be reproduced, stored and/or transmitted in whole or in part by any manner of electronic, mechanical, photocopying, recording, broadcasting or otherwise now known or herein after developed without the previous express consent by the copyright owner, except for reproduction in daily press and regular printed publications on sale to the public within 60 days of the event related to those data/results and always provided that copyright symbol appears together as follows below.

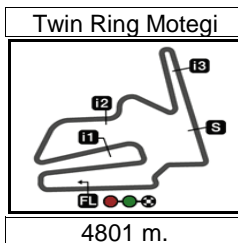
© DORNA, 2015

Official MotoGP Timing by TISSOT
www.motogp.com

Motegi, Sunday, October 11, 2015

Page 2 of 2





Results and timing service provided by **TISSOT**

Moto2

MOTUL GRAND PRIX OF JAPAN

World Championship Classification

30

Rider	Nation	Points	QAT	AME	ARG	SPA	FRA	ITA	CAT	NED	GER	INP	CZE	GBR	RSM	ARA	JPN	AUS	MAL	VAL
1 ZARCO Johann	FRA	309	8	20	25	20	16	20	25	25	20	20	25	25	25	10	25			
2 RABAT Tito	SPA	206	-	13	4	16	20	25	16	20	-	11	20	16	20	25	-			
3 RINS Alex	SPA	189	13	16	20	-	-	5	20	13	16	25	16	20	-	20	5			
4 LOWES Sam	GBR	152	-	25	16	-	13	13	13	16	11	-	11	10	-	16	8			
5 FOLGER Jonas	GER	145	25	-	7	25	-	-	9	9	2	4	10	11	10	13	20			
6 LUTHI Thomas	SWI	142	16	4	10	13	25	-	10	11	10	10	9	7	6	11	-			
7 SIMEON Xavier	BEL	96	20	-	-	11	8	10	-	10	25	8	-	-	4	-	-			
8 MORBIDELLI Franco	ITA	84	11	11	11	10	11	-	8	-	-	16	6	-	-	-	-			
9 CORTESE Sandro	GER	78	9	2	9	-	2	8	-	-	5	-	8	8	8	3	16			
10 NAKAGAMI Takaaki	JPN	69	2	6	-	-	9	3	-	3	9	7	4	2	16	8	-			
11 CORSI Simone	ITA	69	-	5	-	8	-	-	3	6	13	-	5	-	13	7	9			
12 AEGERTER Dominiqu	SWI	62	1	-	3	-	6	16	7	4	6	13	3	3	-	-	-			
13 MARQUEZ Alex	SPA	62	5	1	1	7	-	4	5	7	-	6	13	13	-	-	-			
14 SIMON Julian	SPA	58	3	7	-	5	10	9	1	5	7	-	-	-	11	-	-			
15 SYAHRIN Hafizh	MAL	56	4	10	6	4	7	-	2	1	-	-	2	-	-	9	11			
16 BALDASSARRI Lorenz	ITA	56	6	-	8	3	-	6	6	-	8	-	-	-	9	6	4			
17 KALLIO Mika	FIN	54	10	8	13	-	-	-	4	8	4	-	1	-	-	5	1			
18 SALOM Luis	SPA	50	-	-	5	9	-	11	11	-	-	-	7	-	7	-	-			
19 WEST Anthony	AUS	30	-	9	2	1	5	-	-	-	-	3	-	9	1	-	-			
20 PONS Axel	SPA	28	-	-	-	-	1	7	-	-	1	9	-	1	5	4	-			
21 SCHROTTER Marcel	GER	27	-	3	-	6	3	-	-	-	-	2	-	5	-	1	7			
22 KRUMMENACHER Ran	SWI	25	-	-	-	2	4	2	-	2	3	-	-	4	2	-	6			
23 SHAH Azlan	MAL	24	-	-	-	-	-	1	-	-	-	5	-	-	3	2	13			
24 CARDUS Ricard	SPA	16	-	-	-	-	-	-	-	-	-	-	-	6	-	-	10			
25 ROSSI Louis	FRA	7	7	-	-	-	-	-	-	-	-	-	-	-	-	-	-			
26 KOYAMA Tomoyoshi	JPN	3	-	-	-	-	-	-	-	-	-	-	-	-	-	-	3			
27 TAKAHASHI Yuki	JPN	2	-	-	-	-	-	-	-	-	-	-	-	-	-	-	2			
28 MULHAUSER Robin	SWI	1	-	-	-	-	-	-	-	-	-	1	-	-	-	-	-			

Constructor	Points	QAT	AME	ARG	SPA	FRA	ITA	CAT	NED	GER	INP	CZE	GBR	RSM	ARA	JPN	AUS	MAL	VAL
1 KALEX	370	25	20	25	25	25	25	25	25	25	25	25	25	25	25	25			
2 SPEED UP	174	3	25	16	5	13	13	13	16	11	3	11	10	11	16	8			
3 TECH 3	34	7	3	-	6	3	-	-	-	-	2	-	5	-	1	7			
4 SUTER	16	-	-	-	-	-	-	-	-	-	-	-	6	-	-	10			
5 NTS	3	-	-	-	-	-	-	-	-	-	-	-	-	-	-	3			
6 MORIWAKI	2	-	-	-	-	-	-	-	-	-	-	-	-	-	-	2			

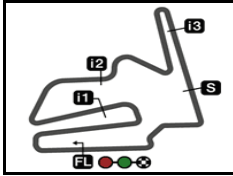
These data/results cannot be reproduced, stored and/or transmitted in whole or in part by any manner of electronic, mechanical, photocopying, recording, broadcasting or otherwise now known or herein after developed without the previous express consent by the copyright owner, except for reproduction in daily press and regular printed publications on sale to the public within 60 days of the event related to those data/results and always provided that copyright symbol appears together as follows below.

© DORNA, 2015

Official MotoGP Timing by **TISSOT**
www.motogp.com



Motegi, Sunday, October 11, 2015



4801 m.

MOTUL GRAND PRIX OF JAPAN

Race

Lap Chart

31

Pos	1	2	3	4	5	6	7	8	9	10	11	12	13	14	15	16	17	18	19	20	21	22	23	24	25	26	27	28	29	30
Grid	5	12	94	22	40	55	30	49	11	7	19	25	39	60	73	3	88	4	10	36	23	70	16	57	72	96	97	2	71	66

1	94	5	12	30	22	40	55	60	3	25	11	19	73	39	88	7	36	23	4	72	97	16	49	71	66	96	10	57	2	70
2	94	5	30	12	40	22	55	25	3	73	60	11	39	88	19	36	23	7	4	97	72	49	71	16	66	10	57	2	96	70
3	94	5	30	40	55	25	73	22	3	11	88	39	60	36	19	23	4	7	97	72	71	16	10	57	2	66	12	96	49	70
4	94	5	30	40	55	25	73	3	11	88	22	39	36	19	23	4	7	60	97	72	71	10	57	2	66	12	96	49	70	
5	5	94	40	25	55	73	3	11	88	39	22	36	23	4	19	7	60	72	71	10	57	2	66	12	30	96	70			
6	5	94	25	40	55	73	11	88	3	39	22	23	36	4	7	72	60	71	57	10	2	66	12	30	96	70				
7	5	94	25	55	73	11	3	88	40	39	23	22	4	36	7	72	71	10	57	60	2	66	12	96	30	70				
8	5	94	25	55	11	3	88	39	73	40	23	22	4	36	7	72	71	10	57	60	2	66	96	30	70					
9	5	94	25	55	11	3	88	39	23	40	22	4	36	7	71	72	73	60	2	66	57	96	30	70						
10	5	94	25	55	11	88	3	23	22	40	4	7	36	71	72	60	73	2	66	57	96	30	70							
L	11	5	94	25	11	55	3	88	23	22	40	4	7	71	72	36	60	2	73	66	57	96	30	70						
a	12	5	94	25	11	55	3	88	23	22	40	4	7	71	72	36	60	2	73	57	66	96	30	70						
P	13	5	94	25	11	55	3	88	23	22	40	4	7	71	72	36	60	2	73	57	96	66	30	70						
S	14	5	94	11	25	55	3	88	23	22	4	40	7	71	72	36	60	2	73	57	96	66	30							
	15	5	94	11	25	55	88	3	22	23	4	40	7	71	72	36	60	2	73	57	96	66	30							

○ Winner

□ Lapped rider

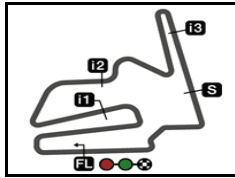
These data/results cannot be reproduced, stored and/or transmitted in whole or in part by any manner of electronic, mechanical, photocopying, recording, broadcasting or otherwise now known or herein after developed without the previous express consent by the copyright owner, except for reproduction in daily press and regular printed publications on sale to the public within 60 days of the event related to those data/results and always provided that copyright symbol appears together as follows below.

© DORNA, 2015

Official MotoGP Timing by TISSOT
www.motogp.com

Motegi, Sunday, October 11, 2015






4801 m.

MOTUL GRAND PRIX OF JAPAN

Race

Fastest Lap of Each Rider

32

	Rider	Nation	Team	Motorcycle	Time	Lap Total	Gap
1	94 Jonas FOLGER	GER	AGR Team	KALEX	2'04.166	2 15	
2	5 Johann ZARCO	FRA	Ajo Motorsport	KALEX	2'04.252	3 15	0.086 0.086
3	11 Sandro CORTESE	GER	Dynavolt Intact GP	KALEX	2'04.305	14 15	0.139 0.053
4	88 Ricard CARDUS	SPA	JPMoto Malaysia	SUTER	2'05.081	10 15	0.915 0.776
5	40 Alex RINS	SPA	Paginas Amarillas HP 40	KALEX	2'05.127	3 15	0.961 0.046
6	25 Azlan SHAH	MAL	IDEMITSU Honda Team Asia	KALEX	2'05.159	11 15	0.993 0.032
7	73 Alex MARQUEZ	SPA	EG 0,0 Marc VDS	KALEX	2'05.384	3 15	1.218 0.225
8	30 Takaaki NAKAGAMI	JPN	IDEMITSU Honda Team Asia	KALEX	2'05.523	4 15	1.357 0.139
9	23 Marcel SCHROTTER	GER	Tech 3	TECH 3	2'05.566	12 15	1.400 0.043
10	55 Hafizh SYAHRIN	MAL	Petronas Raceline Malaysia	KALEX	2'05.651	4 15	1.485 0.085
11	4 Randy KRUMMENACHER	SWI	JIR Racing Team	KALEX	2'05.673	15 15	1.507 0.022
12	22 Sam LOWES	GBR	Speed Up Racing	SPEED UP	2'05.729	13 15	1.563 0.056
13	7 Lorenzo BALDASSARRI	ITA	Forward Racing	KALEX	2'05.779	15 15	1.613 0.050
14	71 Tomoyoshi KOYAMA	JPN	NTS T.Pro Project	NTS	2'05.888	9 15	1.722 0.109
15	39 Luis SALOM	SPA	Paginas Amarillas HP 40	KALEX	2'05.910	5 9	1.744 0.022
16	3 Simone CORSI	ITA	Forward Racing	KALEX	2'05.984	12 15	1.818 0.074
17	72 Yuki TAKAHASHI	JPN	Moriwaki Racing	MORIWAKI	2'06.054	12 15	1.888 0.070
18	36 Mika KALLIO	FIN	QMMF Racing Team	SPEED UP	2'06.219	5 15	2.053 0.165
19	12 Thomas LUTHI	SWI	Derendinger Racing Interwetten	KALEX	2'06.276	2 7	2.110 0.057
20	49 Axel PONS	SPA	AGR Team	KALEX	2'06.601	2 4	2.435 0.325
21	57 Edgar PONS	SPA	Italtrans Racing Team	KALEX	2'06.679	4 15	2.513 0.078
22	10 Thitipong WAROKORN	THA	APH PTT The Pizza SAG	KALEX	2'06.774	4 8	2.608 0.095
23	70 Robin MULHAUSER	SWI	Technomag Racing Interwetten	KALEX	2'06.799	4 13	2.633 0.025
24	97 Xavi VIERGE	SPA	Tech 3	TECH 3	2'06.835	2 4	2.669 0.036
25	2 Jesko RAFFIN	SWI	sports-millions-EMWE-SAG	KALEX	2'06.842	14 15	2.676 0.007
26	19 Xavier SIMEON	BEL	Federal Oil Gresini Moto2	KALEX	2'06.914	3 5	2.748 0.072
27	60 Julian SIMON	SPA	QMMF Racing Team	SPEED UP	2'06.978	14 15	2.812 0.064
28	16 Joshua HOOK	AUS	Technomag Racing Interwetten	KALEX	2'07.208	3 3	3.042 0.230
29	66 Florian ALT	GER	E-Motion IodaRacing Team	SUTER	2'07.772	2 15	3.606 0.564
30	96 Louis ROSSI	FRA	Tasca Racing Scuderia Moto2	TECH 3	2'08.373	11 15	4.207 0.601

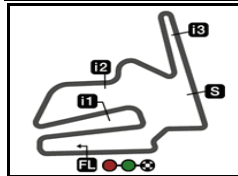
These data/results cannot be reproduced, stored and/or transmitted in whole or in part by any manner of electronic, mechanical, photocopying, recording, broadcasting or otherwise now known or herein after developed without the previous express consent by the copyright owner, except for reproduction in daily press and regular printed publications on sale to the public within 60 days of the event related to those data/results and always provided that copyright symbol appears together as follows below.

© DORNA, 2015

Official MotoGP Timing by TISSOT
www.motogp.com

Motegi, Sunday, October 11, 2015





4801 m.

MOTUL GRAND PRIX OF JAPAN

After the Race

Event Best Maximum Speed

33



Rider	Nation Team	Motorcycle	Km/h	
25 Azlan SHAH	MAL IDEMITSU Honda Team Asia	KALEX	256.9	Free Practice Nr. 2
12 Thomas LUTHI	SWI Derendinger Racing Interwetten	KALEX	256.1	Qualifying
88 Ricard CARDUS	SPA JPMoto Malaysia	SUTER	256.1	Free Practice Nr. 3
39 Luis SALOM	SPA Paginas Amarillas HP 40	KALEX	255.9	Free Practice Nr. 1
11 Sandro CORTESE	GER Dynavolt Intact GP	KALEX	255.6	Free Practice Nr. 3
16 Joshua HOOK	AUS Technomag Racing Interwetten	KALEX	254.8	Free Practice Nr. 3
40 Alex RINS	SPA Paginas Amarillas HP 40	KALEX	254.6	Free Practice Nr. 2
49 Axel PONS	SPA AGR Team	KALEX	254.5	Qualifying
5 Johann ZARCO	FRA Ajo Motorsport	KALEX	253.9	Free Practice Nr. 2
36 Mika KALLIO	FIN QMMF Racing Team	SPEED UP	253.6	Free Practice Nr. 2
73 Alex MARQUEZ	SPA EG 0,0 Marc VDS	KALEX	253.6	Free Practice Nr. 3
70 Robin MULHAUSER	SWI Technomag Racing Interwetten	KALEX	253.4	Qualifying
10 Thitipong WAROKORN	THA APH PTT The Pizza SAG	KALEX	253.1	Qualifying
60 Julian SIMON	SPA QMMF Racing Team	SPEED UP	253.1	Free Practice Nr. 3
30 Takaaki NAKAGAMI	JPN IDEMITSU Honda Team Asia	KALEX	252.9	Free Practice Nr. 3
55 Hafizh SYAHRIN	MAL Petronas Raceline Malaysia	KALEX	252.6	Qualifying
7 Lorenzo BALDASSARRI	ITA Forward Racing	KALEX	252.3	Free Practice Nr. 3
94 Jonas FOLGER	GER AGR Team	KALEX	251.9	Free Practice Nr. 1
3 Simone CORSI	ITA Forward Racing	KALEX	251.9	Free Practice Nr. 3
23 Marcel SCHROTTER	GER Tech 3	TECH 3	251.8	Free Practice Nr. 3
96 Louis ROSSI	FRA Tasca Racing Scuderia Moto2	TECH 3	251.8	Qualifying
97 Xavi VIERGE	SPA Tech 3	TECH 3	251.7	Free Practice Nr. 3
2 Jesko RAFFIN	SWI sports-millions-EMWE-SAG	KALEX	251.6	Free Practice Nr. 3
72 Yuki TAKAHASHI	JPN Moriwaki Racing	MORIWAKI	250.8	Free Practice Nr. 3
19 Xavier SIMEON	BEL Federal Oil Gresini Moto2	KALEX	250.8	Free Practice Nr. 3
4 Randy KRUMMENACHER	SWI JIR Racing Team	KALEX	250.7	Free Practice Nr. 3
71 Tomoyoshi KOYAMA	JPN NTS T.Pro Project	NTS	250.4	Free Practice Nr. 2
1 Tito RABAT	SPA EG 0,0 Marc VDS	KALEX	250.4	Free Practice Nr. 1
22 Sam LOWES	GBR Speed Up Racing	SPEED UP	250.1	Free Practice Nr. 3
57 Edgar PONS	SPA Italtrans Racing Team	KALEX	250.0	Qualifying
66 Florian ALT	GER E-Motion IodaRacing Team	SUTER	249.0	Free Practice Nr. 3

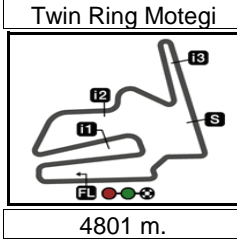
These data/results cannot be reproduced, stored and/or transmitted in whole or in part by any manner of electronic, mechanical, photocopying, recording, broadcasting or otherwise now known or herein after developed without the previous express consent by the copyright owner, except for reproduction in daily press and regular printed publications on sale to the public within 60 days of the event related to those data/results and always provided that copyright symbol appears together as follows below.

© DORNA, 2015

Official MotoGP Timing by TISSOT
www.motogp.com



Motegi, Sunday, October 11, 2015



MOTUL GRAND PRIX OF JAPAN

Race

Chronological Analysis of Performances

34

* Lap / Sector time cancelled

T1 Time from finish line to 1st intermediate

T3 Time from 2nd intermed. to 3rd intermed.

P Crossing the finish line in pit lane

T2 Time from 1st intermed. to 2nd intermed.

T4 Time from 3rd intermediate to finish line

Lap	Lap Time	T1	T2	T3	T4	Speed	Lap	Lap Time	T1	T2	T3	T4	Speed	
1st	5	Johann ZARCO Ajo Motorsport FRA						9	2'05.749	32.337	24.389	34.636	34.387	246.4
1	2'09.956	37.910	24.221	33.946	33.879	244.0	10	2'05.515	32.351	24.574	34.500	34.090	247.7	
2	2'04.286	32.103	24.097	33.907	34.179	243.2	11	2'05.119	32.421	24.319	34.483	33.896	246.1	
3	2'04.252	32.072	24.006	33.932	34.242	243.6	12	2'04.640	32.011	24.257	34.306	34.066	246.4	
4	2'04.677	32.222	24.241	34.105	34.109	244.8	13	2'05.380	32.252	24.467	34.402	34.259	246.4	
5	2'04.495	32.227	24.085	34.184	33.999	244.3	14	2'04.305	32.216	24.247	34.071	33.771	246.6	
6	2'04.752	32.449	24.279	34.086	33.938	242.8	15	2'04.590	32.078	24.281	34.066	34.165	246.1	
7	2'04.650	32.319	24.215	34.149	33.967	243.0	4th 25 Azlan SHAH IDEMITSU Honda Tea MAL							
8	2'05.189	32.415	24.471	34.262	34.041	243.1	1	2'13.468	39.621	24.488	34.981	34.378	249.0	
9	2'05.318	32.539	24.479	34.203	34.097	243.1	2	2'05.725	32.598	24.252	34.575	34.300	244.0	
10	2'05.353	32.416	24.310	34.288	34.339	243.7	3	2'05.663	32.568	24.389	34.474	34.232	244.6	
11	2'05.511	32.449	24.313	34.473	34.276	243.6	4	2'05.620	32.443	24.545	34.414	34.218	243.1	
12	2'04.709	32.397	24.174	34.179	33.959	243.8	5	2'05.925	32.575	24.430	34.616	34.304	241.8	
13	2'04.872	32.313	24.249	34.241	34.069	244.4	6	2'06.351	32.593	24.455	34.727	34.576	241.7	
14	2'05.021	32.355	24.332	34.326	34.008	244.1	7	2'05.983	32.592	24.611	34.509	34.271	240.5	
15	2'04.859	32.254	24.230	34.143	34.232	244.1	8	2'06.833	32.436	25.139	34.998	34.260	242.2	
2nd 94 Jonas FOLGER AGR Team GER							9	2'06.040	32.575	24.455	34.741	34.269	241.6	
1	2'09.530	37.336	23.978	33.914	34.302	239.7	10	2'05.885	32.422	24.713	34.504	34.246	242.2	
2	2'04.166	31.904	23.880	33.975	34.407	240.7	11	2'05.159	32.190	24.304	34.509	34.156	243.4	
3	2'04.585	32.176	24.005	34.140	34.264	239.3	12	2'05.633	32.524	24.303	34.514	34.292	237.1	
4	2'04.642	32.277	23.934	34.240	34.191	240.0	13	2'05.598	32.511	24.454	34.470	34.163	242.7	
5	2'05.167	32.167	24.062	34.338	34.600	241.1	14	2'05.735	32.551	24.451	34.834	33.899	244.7	
6	2'05.617	32.716	24.311	34.319	34.271	241.9	15	2'05.630	32.465	24.437	34.340	34.388	243.2	
7	2'05.811	32.335	24.397	34.610	34.469	241.6	5th 55 Hafizh SYAHRIN Petronas Raceline Mal MAL							
8	2'06.374	32.655	24.709	34.538	34.472	241.4	1	2'12.830	39.157	24.426	34.937	34.310	246.4	
9	2'05.454	32.407	24.411	34.342	34.294	242.1	2	2'05.861	32.899	24.257	34.262	34.443	244.2	
10	2'05.642	32.409	24.442	34.434	34.357	243.4	3	2'05.868	32.851	24.194	34.369	34.454	243.0	
11	2'05.021	32.459	24.188	34.260	34.114	242.8	4	2'05.651	32.641	24.291	34.471	34.248	242.2	
12	2'04.806	32.327	24.226	34.173	34.080	243.0	5	2'06.645	32.751	24.666	34.812	34.416	244.6	
13	2'04.390	32.123	24.177	34.057	34.033	243.7	6	2'06.914	32.827	24.438	34.793	34.856	244.1	
14	2'04.585	32.238	24.264	34.043	34.040	243.6	7	2'07.224	32.826	24.992	34.744	34.662	241.9	
15	2'06.615	32.463	24.394	34.378	35.380	241.2	8	2'06.406	32.705	24.424	34.758	34.519	242.3	
3rd 11 Sandro CORTESE Dynavolt Intact GP GER							9	2'05.912	32.607	24.299	34.579	34.427	241.9	
1	2'13.654	39.075	24.518	35.470	34.591	245.6	10	2'05.822	32.604	24.420	34.499	34.299	242.9	
2	2'06.517	33.246	24.250	34.364	34.657	240.4	11	2'06.090	32.494	24.551	34.646	34.399	242.6	
3	2'06.310	32.593	24.475	34.699	34.543	243.2	12	2'05.815	32.524	24.412	34.475	34.404	243.2	
4	2'06.756	33.015	24.435	34.909	34.397	246.6	13	2'06.257	32.696	24.462	34.559	34.540	242.9	
5	2'06.198	32.572	24.618	34.592	34.416	246.8	14	2'06.293	32.757	24.321	34.707	34.508	242.8	
6	2'06.019	32.577	24.607	34.412	34.423	245.0	15	2'07.170	32.942	24.634	34.808	34.786	241.7	
7	2'06.476	32.513	24.548	34.909	34.506	248.9								
8	2'06.105	32.536	24.764	34.522	34.283	246.2								

Fastest Lap:

2'04.252 32.072 24.006 33.932 34.242

These data/results cannot be reproduced, stored and/or transmitted in whole or in part by any manner of electronic, mechanical, photocopying, recording, broadcasting or otherwise now known or herein after developed without the previous express consent by the copyright owner, except for reproduction in daily press and regular printed publications on sale to the public within 60 days of the event related to those data/results and always provided that copyright symbol appears together as follows below.

© DORNA, 2015



Race

Moto2

Lap	Lap Time	T1	T2	T3	T4	Speed	Lap	Lap Time	T1	T2	T3	T4	Speed
6th 88 Ricard CARDUS JPMoto Malaysia SPA							1	2'15.551	40.818	25.395	34.617	34.721	245.1
							2	2'06.687	32.767	24.487	34.619	34.814	242.2
1	2'14.721	40.301	24.805	35.089	34.526	246.4	3	2'06.454	32.481	24.377	34.853	34.743	242.1
2	2'06.162	32.852	24.150	34.706	34.454	249.1	4	2'07.153	32.982	24.536	35.011	34.624	245.7
3	2'06.248	32.743	24.364	34.692	34.449	246.3	5	2'06.151	32.684	24.381	34.514	34.572	242.4
4	2'06.612	32.946	24.535	34.585	34.546	246.8	6	2'06.337	32.661	24.377	34.707	34.592	244.7
5	2'05.927	32.597	24.276	34.544	34.510	246.5	7	2'06.609	32.577	24.675	34.866	34.491	243.0
6	2'05.939	32.525	24.500	34.637	34.277	242.9	8	2'06.794	32.713	24.628	34.645	34.808	244.6
7	2'06.925	32.571	24.451	35.135	34.768	245.1	9	2'06.616	32.796	24.674	34.640	34.506	246.2
8	2'06.666	32.622	24.596	34.940	34.508	246.9	10	2'06.382	32.589	24.471	34.725	34.597	243.4
9	2'05.722	32.609	24.451	34.362	34.300	244.5	11	2'06.117	32.673	24.412	34.517	34.515	242.7
10	2'05.081	32.544	24.258	34.204	34.075	244.8	12	2'05.566	32.440	24.405	34.455	34.266	243.4
11	2'07.542	34.514	24.308	34.260	34.460	244.3	13	2'05.878	32.445	24.370	34.717	34.346	244.1
12	2'05.861	32.549	24.444	34.563	34.305	245.5	14	2'06.297	32.611	24.414	34.695	34.577	243.1
13	2'06.790	32.833	24.563	34.721	34.673	245.3	15	2'06.793	32.746	24.421	34.978	34.648	245.2
14	2'06.705	32.711	24.659	34.915	34.420	246.6	10th 4 Randy KRUMMENA JIR Racing Team SWI						
15	2'05.969	32.822	24.498	34.175	34.474	243.0	1	2'15.881	40.350	24.925	35.289	35.317	241.7
7th 3 Simone CORSI Forward Racing ITA							2	2'06.808	32.716	24.706	34.686	34.700	241.0
1	2'13.409	39.564	24.416	34.841	34.588	244.9	3	2'06.362	32.556	24.591	34.606	34.609	241.6
2	2'06.392	32.907	24.279	34.502	34.704	245.2	4	2'07.182	32.774	24.578	35.077	34.753	240.0
3	2'06.576	32.719	24.516	34.517	34.824	245.2	5	2'06.557	32.857	24.465	34.756	34.479	242.6
4	2'06.465	32.572	24.371	34.670	34.852	243.7	6	2'06.387	32.596	24.516	34.586	34.689	242.8
5	2'06.322	32.496	24.783	34.426	34.617	243.2	7	2'06.961	32.896	24.724	34.809	34.532	242.2
6	2'06.976	32.538	24.759	35.115	34.564	245.1	8	2'06.508	32.538	24.556	34.702	34.712	243.4
7	2'06.092	32.552	24.410	34.565	34.565	245.9	9	2'06.931	32.748	24.928	34.756	34.499	242.0
8	2'06.428	32.602	24.632	34.777	34.417	245.4	10	2'06.663	32.753	24.694	34.499	34.717	241.4
9	2'06.222	32.551	24.631	34.519	34.521	243.1	11	2'06.648	32.886	24.528	34.688	34.546	242.6
10	2'06.166	32.734	24.533	34.320	34.579	244.1	12	2'05.906	32.449	24.498	34.396	34.563	238.2
11	2'06.212	32.490	24.545	34.562	34.615	242.7	13	2'05.771	32.403	24.455	34.413	34.500	244.8
12	2'05.984	32.460	24.572	34.553	34.399	243.6	14	2'05.724	32.674	24.228	34.478	34.344	241.2
13	2'06.679	32.694	24.682	34.719	34.584	243.0	15	2'05.673	32.494	24.357	34.439	34.383	241.5
14	2'06.860	32.831	24.614	34.976	34.439	244.0	11th 40 Alex RINS Paginas Amarillas HP SPA						
15	2'06.876	32.783	24.682	34.670	34.741	244.9	1	2'12.292	38.816	24.555	34.540	34.381	246.8
8th 22 Sam LOWES Speed Up Racing GBR							2	2'05.829	32.949	24.184	34.274	34.422	247.4
1	2'12.063	38.312	24.823	34.431	34.497	243.9	3	2'05.127	32.341	24.305	34.248	34.233	244.9
2	2'06.491	32.916	24.083	34.513	34.979	243.9	4	2'05.244	32.421	24.269	34.308	34.246	245.7
3	2'07.567	32.863	24.514	35.042	35.148	243.7	5	2'06.139	32.695	24.406	34.505	34.533	245.6
4	2'07.961	33.764	24.578	34.648	34.971	245.1	6	2'08.665	34.719	24.542	34.745	34.659	244.0
5	2'07.002	32.964	24.417	34.591	35.030	243.9	7	2'09.261	34.139	24.868	34.968	35.286	245.2
6	2'06.771	32.963	24.473	34.755	34.580	244.7	8	2'08.936	34.543	24.881	34.706	34.806	244.6
7	2'07.691	32.972	24.613	35.254	34.852	244.7	9	2'07.430	32.815	24.493	34.926	35.196	244.3
8	2'06.851	32.905	24.446	34.800	34.700	244.8	10	2'06.917	32.784	24.589	34.805	34.739	240.8
9	2'06.828	32.943	24.704	34.792	34.389	244.8	11	2'06.586	33.007	24.388	34.673	34.518	245.3
10	2'06.372	32.878	24.515	34.484	34.495	244.2	12	2'06.119	32.439	24.525	34.581	34.574	245.5
11	2'05.852	32.866	24.177	34.438	34.371	244.5	13	2'05.830	32.514	24.332	34.520	34.464	245.3
12	2'05.965	32.723	24.336	34.468	34.438	245.3	14	2'07.215	32.775	24.829	34.979	34.632	244.5
13	2'05.729	32.773	24.191	34.391	34.374	245.3	15	2'07.078	32.719	24.764	34.727	34.868	244.5
14	2'05.966	32.911	24.295	34.385	34.375	246.0	12th 7 Lorenzo BALDASSA Forward Racing ITA						
15	2'05.815	32.584	24.268	34.502	34.461	244.4	1	2'15.119	39.837	25.096	35.408	34.778	241.1
9th 23 Marcel SCHROTTE Tech 3 GER							2	2'07.311	33.022	24.944	34.721	34.624	243.6

Fastest Lap:

2'04.252 32.072 24.006 33.932 34.242

These data/results cannot be reproduced, stored and/or transmitted in whole or in part by any manner of electronic, mechanical, photocopying, recording, broadcasting or otherwise now known or herein after developed without the previous express consent by the copyright owner, except for reproduction in daily press and regular printed publications on sale to the public within 60 days of the event related to those data/results and always provided that copyright symbol appears together as follows below.

© DORNA, 2015



Race

Moto2

Lap	Lap Time	T1	T2	T3	T4	Speed	Lap	Lap Time	T1	T2	T3	T4	Speed
3	2'06.911	32.709	24.483	34.962	34.757	244.0	5	2'06.219	32.545	24.510	34.521	34.643	245.6
4	2'07.418	33.106	24.423	35.018	34.871	242.6	6	2'07.513	32.926	24.539	35.143	34.905	246.6
5	2'06.962	32.862	24.466	34.794	34.840	242.0	7	2'08.032	32.922	24.751	35.387	34.972	242.9
6	2'07.127	32.982	24.590	34.954	34.601	241.9	8	2'07.799	32.966	24.714	35.050	35.069	244.4
7	2'06.703	32.707	24.589	34.773	34.634	242.5	9	2'07.536	32.827	24.876	34.943	34.890	244.2
8	2'07.394	32.808	24.641	34.941	35.004	244.3	10	2'08.082	32.900	25.101	35.155	34.926	244.5
9	2'07.455	32.862	24.829	34.924	34.840	245.1	11	2'08.435	33.144	25.215	34.866	35.210	241.0
10	2'06.950	32.901	24.684	34.749	34.616	242.8	12	2'07.960	33.139	24.949	34.929	34.943	244.8
11	2'06.756	32.842	24.431	34.731	34.752	237.4	13	2'08.284	33.026	25.181	35.085	34.992	244.1
12	2'06.211	32.690	24.499	34.538	34.484	243.4	14	2'08.069	33.098	25.086	35.036	34.849	244.3
13	2'06.593	32.994	24.493	34.598	34.508	242.9	15	2'08.417	33.159	25.039	34.975	35.244	237.1
14	2'05.896	32.575	24.466	34.402	34.453	242.2							
15	2'05.779	32.376	24.485	34.427	34.491	242.9							

16th **60** Julian SIMON QMMF Racing Team SPA

13th **71** Tomoyoshi KOYAM NTS T.Pro Project JPN

1	2'17.202	42.285	25.299	35.065	34.553	240.8
2	2'06.830	33.110	24.388	34.670	34.662	241.3
3	2'07.069	32.826	24.578	34.870	34.795	240.7
4	2'06.964	32.874	24.461	34.725	34.904	243.5
5	2'08.134	32.822	24.563	35.583	35.166	239.8
6	2'08.485	33.040	25.121	35.375	34.949	241.6
7	2'06.590	32.804	24.437	34.662	34.687	239.2
8	2'06.255	32.590	24.334	34.778	34.553	241.1
9	2'05.888	32.510	24.345	34.567	34.466	239.2
10	2'07.134	32.590	24.556	35.079	34.909	236.4
11	2'06.456	32.770	24.453	34.584	34.649	240.2
12	2'06.047	32.655	24.304	34.488	34.600	240.5
13	2'06.299	32.589	24.452	34.845	34.413	241.8
14	2'06.141	32.604	24.300	34.726	34.511	241.2
15	2'06.401	32.630	24.372	34.644	34.755	240.4

1	2'13.139	39.253	24.500	34.651	34.735	241.3
2	2'07.000	32.652	24.401	34.637	35.310	239.6
3	2'07.926	32.740	24.762	34.875	35.549	241.2
4	2'09.162	33.177	24.767	35.918	35.300	240.3
5	2'08.674	33.031	24.780	35.552	35.311	240.0
6	2'08.782	33.113	25.082	35.572	35.015	242.2
7	2'09.682	33.107	25.104	35.535	35.936	238.5
8	2'08.944	33.210	24.923	35.483	35.328	241.0
9	2'08.413	32.830	24.944	35.538	35.101	240.8
10	2'08.031	33.184	24.953	35.092	34.802	239.6
11	2'07.542	32.838	24.938	35.109	34.657	240.0
12	2'07.391	32.871	24.838	34.966	34.716	239.8
13	2'07.414	32.907	24.868	35.017	34.622	240.1
14	2'06.978	32.655	24.833	35.012	34.478	240.4
15	2'07.078	32.759	24.812	34.832	34.675	240.0

17th **2** Jesko RAFFIN sports-millions-EMWE SWI

14th **72** Yuki TAKAHASHI Moriwaki Racing JPN

1	2'16.035	40.916	25.188	34.962	34.969	241.5
2	2'07.495	32.809	24.812	34.888	34.986	238.4
3	2'07.194	32.982	24.795	34.693	34.724	240.4
4	2'07.181	33.133	24.489	34.726	34.833	240.7
5	2'08.150	33.266	24.766	35.191	34.927	242.3
6	2'07.865	33.039	25.118	34.996	34.712	238.8
7	2'06.530	32.584	24.449	34.845	34.652	240.2
8	2'06.707	32.684	24.460	34.888	34.675	239.1
9	2'07.715	33.604	24.554	34.794	34.763	240.0
10	2'06.823	32.698	24.652	34.791	34.682	240.7
11	2'06.872	32.776	24.680	34.720	34.696	241.7
12	2'06.054	32.604	24.491	34.649	34.310	239.8
13	2'06.587	32.657	24.667	34.704	34.559	240.3
14	2'06.546	32.706	24.560	34.729	34.551	239.4
15	2'06.728	32.687	24.657	34.850	34.534	240.0

1	2'19.434	42.283	25.813	36.074	35.264	244.0
2	2'08.928	33.145	24.936	35.777	35.070	242.3
3	2'08.317	33.207	25.047	35.047	35.016	241.3
4	2'07.414	32.926	24.779	34.754	34.955	241.0
5	2'07.693	32.887	24.782	35.054	34.970	240.8
6	2'07.366	32.811	24.682	35.058	34.815	241.7
7	2'07.467	32.716	24.714	35.012	35.025	242.5
8	2'07.522	32.904	24.671	34.730	35.217	242.5
9	2'07.879	32.699	24.746	35.322	35.112	243.6
10	2'08.731	33.071	25.251	35.472	34.937	242.3
11	2'07.899	33.039	24.796	35.027	35.037	241.7
12	2'07.062	32.888	24.607	34.898	34.669	242.6
13	2'07.323	33.096	24.734	34.794	34.699	242.6
14	2'06.842	32.751	24.556	34.836	34.699	242.3
15	2'07.444	32.971	24.691	34.823	34.959	242.3

18th **73** Alex MARQUEZ EG 0,0 Marc VDS SPA

15th **36** Mika KALLIO QMMF Racing Team FIN

1	2'15.287	40.660	24.757	35.200	34.670	247.4
2	2'06.370	32.515	24.312	34.415	35.128	248.5
3	2'06.461	32.385	24.400	34.656	35.020	246.6
4	2'07.108	32.964	24.698	34.640	34.806	244.5

1	2'14.021	40.085	24.851	34.632	34.453	246.6
2	2'06.038	32.515	24.166	34.596	34.761	247.4
3	2'05.384	32.259	24.304	34.407	34.414	244.5
4	2'05.508	32.367	24.394	34.354	34.393	244.7
5	2'06.007	32.433	24.538	34.586	34.450	245.1
6	2'06.840	32.793	24.411	34.880	34.756	246.2

Fastest Lap:

2'04.252 32.072 24.006 33.932 34.242

These data/results cannot be reproduced, stored and/or transmitted in whole or in part by any manner of electronic, mechanical, photocopying, recording, broadcasting or otherwise now known or herein after developed without the previous express consent by the copyright owner, except for reproduction in daily press and regular printed publications on sale to the public within 60 days of the event related to those data/results and always provided that copyright symbol appears together as follows below.
© DORNA, 2015



Race

Moto2

Lap	Lap Time	T1	T2	T3	T4	Speed	Lap	Lap Time	T1	T2	T3	T4	Speed
7	2'07.561	32.891	25.463	34.725	34.482	243.7	9	2'10.325	33.681	25.169	36.061	35.414	238.1
8	2'09.131	32.857	24.995	35.385	35.894	241.1	10	2'15.160	34.066	25.535	35.660	39.899	236.2
9	2'20.720			35.821	35.074	240.9	11	2'11.753	34.248	25.708	35.875	35.922	238.8
10	2'09.263	33.621	25.240	35.431	34.971	243.6	12	2'11.721	34.321	25.658	35.986	35.756	238.8
11	2'09.523	33.895	25.091	35.381	35.156	242.0	13	2'11.667	34.329	25.654	35.982	35.702	237.4
12	2'08.035	33.301	24.959	34.974	34.801	242.5	14	2'11.853	34.166	25.765	35.997	35.925	233.2
13	2'07.445	33.190	24.658	34.900	34.697	243.8	15	2'12.438	34.247	25.960	36.394	35.837	238.8
14	2'06.796	32.842	24.649	34.797	34.508	244.1							
15	2'07.340	32.795	24.902	34.914	34.729	241.2							

22nd 30 Takaaki NAKAGAMI IDEMITSU Honda Tea JPN

19th 57 Edgar PONS Italtrans Racing Team SPA

1	2'18.898	42.430	25.996	35.304	35.168	234.9
2	2'07.517	33.324	24.602	34.610	34.981	238.9
3	2'07.250	32.594	24.967	34.636	35.053	243.1
4	2'06.679	32.595	24.641	34.573	34.870	243.5
5	2'07.201	32.582	24.539	34.872	35.208	242.3
6	2'07.284	32.781	24.616	34.976	34.911	235.7
7	2'08.933	33.341	25.080	35.485	35.027	239.3
8	2'07.424	32.980	24.730	34.732	34.982	242.4
9	2'40.576	32.845	24.958	1'05.936	36.837	211.3
10	2'08.107	32.735	25.029	34.868	35.475	240.6
11	2'07.878	32.991	24.842	34.658	35.387	241.4
12	2'07.448	33.002	24.752	34.521	35.173	241.7
13	2'07.842	33.069	24.792	34.696	35.285	240.9
14	2'08.362	33.037	24.985	34.942	35.398	241.7
15	2'07.483	32.990	24.652	34.608	35.233	241.3

1	2'11.623	38.476	24.312	34.340	34.495	241.5
2	2'05.579	32.622	24.203	34.352	34.402	238.8
3	2'05.579	32.417	24.233	34.648	34.281	241.4
4	2'05.523	32.593	24.213	34.432	34.285	241.1
5	2'36.122	32.701	24.229	34.623	1'04.569	240.9
6	2'17.627	38.609	26.508	36.692	35.818	239.4
7	2'12.475	33.844	25.320	35.430	37.881	239.8
8	2'11.361	33.667	25.246	36.019	36.429	240.6
9	2'12.581	35.670	25.531	35.735	35.645	240.3
10	2'09.957	33.780	25.280	35.477	35.420	241.2
11	2'09.728	33.578	25.200	35.491	35.459	241.2
12	2'10.638	34.035	25.754	35.585	35.264	239.4
13	2'09.932	33.590	25.321	35.618	35.403	241.0
14	2'09.927	33.677	25.416	35.566	35.268	241.2
15	2'10.375	33.741	25.111	35.506	36.017	241.1

23rd 70 Robin MULHAUSER Technomag Racing In SWI

20th 96 Louis ROSSI Tasca Racing Scuderi FRA

1	2'18.501	41.741	25.837	35.935	34.988	244.2
2	2'25.592	P 33.650	25.188	35.704	51.050	242.1
3	2'11.057	34.938	25.217	35.565	35.337	242.0
4	2'09.056	33.432	25.088	35.453	35.083	241.5
5	2'09.261	33.301	25.118	35.692	35.150	241.4
6	2'09.635	33.220	25.406	35.978	35.031	243.0
7	2'09.598	33.443	25.348	35.532	35.275	241.2
8	2'10.077	33.331	25.161	36.090	35.495	241.4
9	2'10.202	33.385	25.090	36.122	35.605	242.5
10	2'09.037	33.265	24.987	35.655	35.130	242.9
11	2'08.373	33.104	24.827	35.510	34.932	242.1
12	2'08.377	32.988	24.844	35.575	34.970	242.2
13	2'08.727	33.158	24.959	35.435	35.175	242.4
14	2'09.216	33.160	25.107	35.704	35.245	242.0
15	2'12.410	33.584	25.788	36.362	36.676	241.1

1	6'46.078	5'03.965	26.498	37.949	37.666	229.5
2	2'11.600	36.857	24.882	34.981	34.880	244.5
3	2'07.390	32.914	24.631	34.885	34.960	244.1
4	2'06.799	32.517	24.742	34.936	34.604	244.7
5	2'09.129	32.877	24.807	36.478	34.967	243.7
6	2'45.892	1'08.643	26.201	35.590	35.458	242.7
7	2'09.390	33.366	25.227	35.477	35.320	243.3
8	2'09.115	33.133	25.345	35.410	35.227	243.2
9	2'08.545	33.303	25.066	35.153	35.023	244.1
10	2'08.673	33.247	25.078	35.310	35.038	243.9
11	2'08.662	32.998	25.193	35.341	35.130	244.6
12	2'09.753	33.230	25.218	35.670	35.635	240.7
13	2'10.265	33.202	25.605	35.664	35.794	243.1

24th 39 Luis SALOM Paginas Amarillas HP SPA

21st 66 Florian ALT E-Motion IodaRacing GER

1	2'17.985	41.401	25.943	35.650	34.991	239.5
2	2'07.772	32.895	24.761	35.149	34.967	237.0
3	2'11.862	35.285	25.269	35.820	35.488	236.4
4	2'10.208	33.961	25.410	35.385	35.452	235.6
5	2'09.720	33.457	25.294	35.778	35.191	238.3
6	2'09.993	33.643	25.283	35.536	35.531	239.5
7	2'10.613	33.702	25.412	35.759	35.740	235.7
8	2'10.946	34.040	25.508	36.212	35.186	237.4

1	2'14.338	39.885	24.914	34.926	34.613	242.5
2	2'06.282	32.647	24.423	34.572	34.640	245.5
3	2'07.043	32.592	24.655	34.706	35.090	243.4
4	2'06.934	32.924	24.654	34.715	34.641	244.6
5	2'05.910	32.678	24.392	34.490	34.350	247.1
6	2'06.564	32.521	24.702	34.708	34.633	245.1
7	2'06.523	32.610	24.739	34.580	34.594	245.2
8	2'06.311	32.627	24.554	34.558	34.572	246.5
9	2'06.451	32.581	24.573	34.713	34.584	244.7

Fastest Lap:

2'04.252 32.072 24.006 33.932 34.242

These data/results cannot be reproduced, stored and/or transmitted in whole or in part by any manner of electronic, mechanical, photocopying, recording, broadcasting or otherwise now known or herein after developed without the previous express consent by the copyright owner, except for reproduction in daily press and regular printed publications on sale to the public within 60 days of the event related to those data/results and always provided that copyright symbol appears together as follows below.
© DORNA, 2015



Lap	Lap Time	T1	T2	T3	T4	Speed	Lap	Lap Time	T1	T2	T3	T4	Speed	
25th	10	Thitipong WAROKO APH PTT The Pizza S THA												
1	2'18.626	40.614	27.615	35.370	35.027	245.1								
2	2'07.378	32.804	24.878	34.857	34.839	243.3								
3	2'07.183	32.863	24.759	34.685	34.876	243.5								
4	2'06.774	32.591	24.711	34.771	34.701	243.5								
5	2'07.281	32.592	24.602	34.871	35.216	244.2								
6	2'08.028	33.058	24.927	34.918	35.125	243.9								
7	2'08.124	32.819	24.930	35.473	34.902	240.2								
8	2'07.153	32.955	24.718	34.765	34.715	243.4								
unfinished		32.901	24.599											
26th	12	Thomas LUTHI Derendinger Racing In SWI												
1	2'11.366	38.055	24.300	34.496	34.515	244.6								
2	2'06.276	32.587	24.234	35.067	34.388	244.0								
3	2'30.376	32.645	44.258	38.465	35.008	235.9								
4	2'07.567	33.232	24.803	34.791	34.741	243.0								
5	2'08.562	33.040	24.882	35.864	34.776	239.3								
6	2'07.043	32.749	24.815	34.790	34.689	241.0								
7	2'10.571	32.821	24.942	37.202	35.606	240.8								
PIT		33.534	25.396	35.367		240.3								
27th	19	Xavier SIMEON Federal Oil Gresini Mo BEL												
1	2'14.013	39.751	24.490	34.945	34.827	248.7								
2	2'07.403	33.189	24.382	34.671	35.161	244.0								
3	2'06.914	32.915	24.619	34.656	34.724	244.2								
4	2'07.271	33.137	24.667	34.905	34.562	244.1								
5	2'07.790	33.270	24.705	34.956	34.859	242.5								
PIT		44.436	24.710	35.410		240.5								
28th	97	Xavi VIERGE Tech 3 SPA												
1	2'16.424	41.395	25.177	34.963	34.889	242.9								
2	2'06.835	32.978	24.683	34.706	34.468	245.5								
3	2'07.172	33.130	24.485	34.750	34.807	243.2								
4	2'07.031	33.001	24.382	34.789	34.859	244.3								
unfinished		33.609	24.589											
29th	49	Axel PONS AGR Team SPA												
1	2'17.003	42.112	25.166	35.175	34.550	240.3								
2	2'06.601	32.882	24.433	34.686	34.600	246.2								
3	2'51.397	32.663	1'05.148	37.680	35.906	225.1								
4	2'09.287	33.752	25.221	35.507	34.807	237.4								
PIT		37.042	25.607	35.033		237.1								
30th	16	Joshua HOOK Technomag Racing In AUS												
1	2'16.811	41.541	25.510	34.971	34.789	247.7								
2	2'07.604	33.250	24.719	34.915	34.720	248.1								
3	2'07.208	32.830	24.798	34.799	34.781	247.7								

Fastest Lap:

2'04.252

32.072

24.006

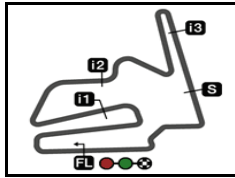
33.932

34.242

These data/results cannot be reproduced, stored and/or transmitted in whole or in part by any manner of electronic, mechanical, photocopying, recording, broadcasting or otherwise now known or herein after developed without the previous express consent by the copyright owner, except for reproduction in daily press and regular printed publications on sale to the public within 60 days of the event related to those data/results and always provided that copyright symbol appears together as follows below.

© DORNA, 2015





4801 m.

MOTUL GRAND PRIX OF JAPAN

Race

Analysis by Lap

35

Num Lap Time Gap

Lap	Time	Gap	57	2	96	70	57	2	66	12	96	70	12	30	96	70	Lap 9	5	94	25	55	11	3	88	39	23	40	22	4	36	7	71	72	73	60	2	66	57	96	30	70	Lap 10	5	94	25	55	11	88	3	23	22	40	4	7	36	71	72	60	30	70	Lap 11	5	94	25	11	55	3	88																																																																																																																																																																																																																																																																																																																																																																																																																																																																																																																																																																																					
Lap 1	2'09.530		2'07.517	12.719	2'08.928	14.666	2'06.679	17.421	2'10.208	24.904	2'09.043	38.772	2'07.043	38.772	2'17.627	49.635	Lap 9	2'05.318	2'05.454	3.771	2'06.040	14.033	2'05.912	15.736	2'05.749	16.209	2'06.222	17.307	2'05.722	17.347	2'06.451	18.781	2'06.616	20.777	2'07.430	21.348	2'06.828	21.650	2'06.931	22.002	2'07.536	24.750	2'07.455	24.825	2'05.888	25.842	2'07.715	27.297	2'20.720	33.635	2'08.413	34.147	2'07.879	34.445	2'10.325	51.849	2'40.576	1'04.187	2'10.202	1'05.404	2'12.581	1'10.895	2'08.545	5'46.363	Lap 10	2'05.353	2'05.642	4.060	2'05.885	14.565	2'05.822	16.205	2'05.515	16.371	2'05.081	17.075	2'06.166	18.120	2'06.382	21.806	2'06.372	22.669	2'06.917	22.912	2'06.663	23.312	2'06.950	26.422	2'08.082	27.479	2'07.134	27.623	2'06.823	28.767	2'08.031	36.825	2'09.263	37.545	2'08.731	37.823	2'15.160	1'01.656	2'08.107	1'06.941	2'09.037	1'09.088	2'09.957	1'15.499	2'08.673	5'49.683	Lap 11	2'05.511	2'05.021	3.570	2'05.159	14.213	2'05.119	15.979	2'06.090	16.784	2'06.212	18.821	2'07.542	19.106																																																																																																																																																																																																																																																																																																																																																																																																																																																																																																																													
94	2'09.530		96	2'25.592	30.397	70	2'11.600	4'43.982	12	2'11.366	1.836	30	2'11.623	2.093	22	2'12.063	2.533	40	2'12.292	2.762	55	2'12.830	3.300	60	2'13.139	3.609	3	2'13.409	3.879	25	2'13.468	3.938	11	2'13.654	4.124	19	2'14.013	4.483	73	2'14.021	4.491	39	2'14.338	4.808	88	2'14.721	5.191	7	2'15.119	5.589	36	2'15.287	5.757	23	2'15.551	6.021	4	2'15.881	6.351	72	2'16.035	6.505	97	2'16.424	6.894	16	2'16.811	7.281	49	2'17.003	7.473	71	2'17.202	7.672	66	2'17.985	8.455	96	2'18.501	8.971	10	2'18.626	9.096	57	2'18.898	9.368	2	2'19.434	9.904	70	6'46.078	4'36.548	Lap 2	94	2'04.166		5	2'04.286	0.546	30	2'05.579	3.506	12	2'06.276	3.946	40	2'05.829	4.425	22	2'06.491	4.858	55	2'05.861	4.995	25	2'05.725	5.497	3	2'06.392	6.105	73	2'06.038	6.363	60	2'07.000	6.443	11	2'06.517	6.475	39	2'06.282	6.924	88	2'06.162	7.187	19	2'07.403	7.720	36	2'06.370	7.961	23	2'06.687	8.542	7	2'07.311	8.734	4	2'06.808	8.993	97	2'06.835	9.563	72	2'07.495	9.834	49	2'06.601	9.908	71	2'06.830	10.336	16	2'07.604	10.719	66	2'07.772	12.061	10	2'07.378	12.308	Lap 3	94	2'04.585		5	2'04.252	0.213	30	2'05.579	4.500	40	2'05.127	4.967	55	2'05.868	6.278	25	2'05.663	6.575	73	2'05.384	7.162	22	2'07.567	7.840	3	2'06.576	8.096	11	2'06.310	8.200	88	2'06.248	8.850	39	2'07.043	9.382	60	2'07.926	9.784	36	2'06.461	9.837	19	2'06.914	10.049	23	2'06.454	10.411	4	2'06.362	10.770	7	2'06.911	11.060	97	2'07.172	12.150	72	2'07.194	12.443	71	2'07.069	12.820	16	2'07.208	13.342	10	2'07.183	14.906	57	2'07.250	15.384	2	2'08.317	18.398	66	2'11.862	19.338	12	2'30.376	29.737	96	2'11.057	36.869	49	2'51.397	56.720	70	2'07.390	4'46.787	Lap 4	94	2'04.642		5	2'04.677	0.248	30	2'05.523	5.381	40	2'05.244	5.569	55	2'05.651	7.287	25	2'05.620	7.553	73	2'05.508	8.028	3	2'06.465	9.919	11	2'06.756	10.314	88	2'06.612	10.820	22	2'07.961	11.159	39	2'06.934	11.674	36	2'07.108	12.303	19	2'07.271	12.678	23	2'07.153	12.922	4	2'07.182	13.310	7	2'07.418	13.836	60	2'09.162	14.304	97	2'07.031	14.539	72	2'07.181	14.982	71	2'06.964	15.142	10	2'06.774	17.038	Lap 5	5	2'04.495		94	2'05.167	0.424	40	2'06.139	6.965	25	2'05.925	8.735	55	2'06.645	9.189	73	2'06.007	9.292	3	2'06.322	11.498	11	2'06.198	11.769	88	2'05.927	12.004	39	2'05.910	12.841	22	2'07.002	13.418	36	2'06.219	13.779	23	2'06.151	14.330	4	2'06.557	15.124	19	2'07.790	15.725	7	2'06.962	16.055	60	2'08.674	18.235	72	2'08.150	18.389	71	2'08.134	18.533	10	2'07.281	19.576	57	2'07.201	19.879	2	2'07.693	24.120	66	2'09.720	29.881	12	2'08.562	36.481	30	2'36.122	36.760	96	2'09.261	45.801	70	2'09.129	4'53.330	Lap 6	5	2'04.752		94	2'05.617	1.289	25	2'06.351	10.334	40	2'08.665	10.878	55	2'06.914	11.351	73	2'06.840	11.380	11	2'06.019	13.036	88	2'05.939	13.191	3	2'06.976	13.722	39	2'06.564	14.653	22	2'06.771	15.437	23	2'06.337	15.915	36	2'07.513	16.540	4	2'06.387	16.759	7	2'07.127	18.430	72	2'07.865	21.502	60	2'08.782	22.265	71	2'08.485	22.266	57	2'07.284	22.411	10	2'08.028	22.852	2	2'07.366	26.734	66	2'09.993	35.122	Lap 7	5	2'04.650		94	2'05.811	2.450	25	2'05.983	11.667	55	2'07.224	13.925	73	2'07.561	14.291	11	2'06.476	14.862	3	2'06.092	15.164	88	2'06.925	15.466	40	2'09.261	15.489	39	2'06.523	16.526	23	2'06.609	17.874	22	2'07.691	18.478	4	2'06.961	19.070	36	2'08.032	19.922	7	2'06.703	20.483	72	2'06.530	23.382	71	2'06.590	24.206	10	2'08.124	26.326	57	2'08.933	26.694	60	2'09.682	27.297	2	2'07.467	29.551	66	2'10.613	41.085	12	2'10.571	44.693	96	2'09.598	55.632	30	2'12.475	57.460	70	2'09.390	5'39.210	Lap 8	5	2'05.189		94	2'06.374	3.635	25	2'06.833	13.311	55	2'06.406	15.142	11	2'06.105	15.778	3	2'06.428	16.403	88	2'06.666	16.943	39	2'06.311	17.648	73	2'09.131	18.233	40	2'08.936	19.236	23	2'06.794	19.479	22	2'06.851	20.140	4	2'06.508	20.389	36	2'07.799	22.532	7	2'07.394	22.688	72	2'06.707	24.900	71	2'06.255	25.272	10	2'07.153	28.290	57	2'07.424	28.929	60	2'08.944	31.052	2	2'07.522	31.884	66	2'10.946	46.842	96	2'10.077	1'00.520	30	2'11.361	1'03.632	70	2'09.115	5'43.136

□ Lapped rider

These data/results cannot be reproduced, stored and/or transmitted in whole or in part by any manner of electronic, mechanical, photocopying, recording, broadcasting or otherwise now known or herein after developed without the previous express consent by the copyright owner, except for reproduction in daily press and regular printed publications on sale to the public within 60 days of the event related to those data/results and always provided that copyright symbol appears together as follows below.

© DORNA, 2015



Num Lap Time Gap

23	2'06.117	22.412	11	2'04.305	15.702
22	2'05.852	23.010	25	2'05.735	16.577
40	2'06.586	23.987	55	2'06.293	20.547
4	2'06.648	24.449	3	2'06.860	23.742
7	2'06.756	27.667	88	2'06.705	23.860
71	2'06.456	28.568	23	2'06.297	25.551
72	2'06.872	30.128	22	2'05.966	26.068
36	2'08.435	30.403	4	2'05.724	27.248
60	2'07.542	38.856	40	2'07.215	28.549
2	2'07.899	40.211	7	2'05.896	31.765
73	2'09.523	41.557	71	2'06.141	32.453
66	2'11.753	1'07.898	72	2'06.546	34.713
57	2'07.878	1'09.308	36	2'08.069	40.114
96	2'08.373	1'11.950	60	2'06.978	46.037
30	2'09.728	1'19.716	2	2'06.842	46.836
70	2'08.662	5'52.834	73	2'06.796	49.231

Lap 12

5	2'04.709		57	2'08.362	1'18.358
94	2'04.806	3.667	96	2'09.216	1'23.668
25	2'05.633	15.137	66	2'11.853	1'28.537
11	2'04.640	15.910	30	2'09.927	1'35.611
55	2'05.815	17.890			
3	2'05.984	20.096			
88	2'05.861	20.258			
23	2'05.566	23.269			
22	2'05.965	24.266			
40	2'06.119	25.397			
4	2'05.906	25.646			
7	2'06.211	29.169			
71	2'06.047	29.906			
72	2'06.054	31.473			
36	2'07.960	33.654			
60	2'07.391	41.538			
2	2'07.062	42.564			
73	2'08.035	44.883			
57	2'07.448	1'12.047			
66	2'11.721	1'14.910			
96	2'08.377	1'15.618			
30	2'10.638	1'25.645			
70	2'09.753	5'57.878			

Lap 13

5	2'04.872		5	2'04.859	
94	2'04.390	3.185	94	2'06.615	4.505
25	2'05.598	15.863	11	2'04.590	15.433
11	2'05.380	16.418	25	2'05.630	17.348
55	2'06.257	19.275	55	2'07.170	22.858
3	2'06.679	21.903	88	2'05.969	24.970
88	2'06.790	22.176	3	2'06.876	25.759
23	2'05.878	24.275	22	2'05.815	27.024
22	2'05.729	25.123	23	2'06.793	27.485
40	2'05.830	26.355	4	2'05.673	28.062
4	2'05.771	26.545	40	2'07.078	30.768
7	2'06.593	30.890	7	2'05.779	32.685
71	2'06.299	31.333	71	2'06.401	33.995
72	2'06.587	33.188	72	2'06.728	36.582
36	2'08.284	37.066	36	2'08.417	43.672
60	2'07.414	44.080	60	2'07.078	48.256
2	2'07.323	45.015	2	2'07.444	49.421
73	2'07.445	47.456	73	2'07.340	51.712
57	2'07.842	1'15.017	57	2'07.483	1'20.982
96	2'08.727	1'19.473	96	2'12.410	1'31.219
66	2'11.667	1'21.705	66	2'12.438	1'36.116
30	2'09.932	1'30.705	30	2'10.375	1'41.127
70	2'10.265	6'03.271			

Lap 14

5	2'05.021	
94	2'04.585	2.749

Lapped rider

These data/results cannot be reproduced, stored and/or transmitted in whole or in part by any manner of electronic, mechanical, photocopying, recording, broadcasting or otherwise now known or herein after developed without the previous express consent by the copyright owner, except for reproduction in daily press and regular printed publications on sale to the public within 60 days of the event related to those data/results and always provided that copyright symbol appears together as follows below.

© DORNA, 2015


Official MotoGP Timing by **TISSOT**
www.motogp.com

Motegi, Sunday, October 11, 2015

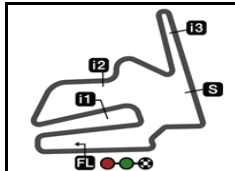
Page 2 of 2



Twin Ring Motegi

Results and timing service provided by 

Moto2



MOTUL GRAND PRIX OF JAPAN

4801 m.

2015 Rookie of the Year Classification

36

Rider	Nation	Points	QAT	AME	ARG	SPA	FRA	ITA	CAT	NED	GER	INP	CZE	GBR	RSM	ARA	JPN	AUS	MAL	VAL
1 RINS Alex	SPA	189	13	16	20	-	-	5	20	13	16	25	16	20	-	20	5			
2 MARQUEZ Alex	SPA	62	5	1	1	7	-	4	5	7	-	6	13	13	-	-	-			

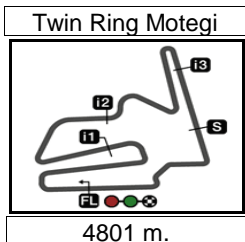
These data/results cannot be reproduced, stored and/or transmitted in whole or in part by any manner of electronic, mechanical, photocopying, recording, broadcasting or otherwise now known or herein after developed without the previous express consent by the copyright owner, except for reproduction in daily press and regular printed publications on sale to the public within 60 days of the event related to those data/results and always provided that copyright symbol appears together as follows below.

© DORNA, 2015

Official MotoGP Timing by **TISSOT**
www.motogp.com

Motegi, Sunday, October 11, 2015





Results and timing service provided by **TISSOT**

After the **MOTUL GRAND PRIX OF JAPAN**

2015 Riders Performance

(Qualifying Position - Race Position)

Moto2

37

Rider	Points	QAT	AME	ARG	SPA	FRA	ITA	CAT	NED	GER	INP	CZE	GBR	RSM	ARA	JPN	AUS	MAL	VAL
1 ZARCO Johann	309	2-8	4-2	1-1	9-2	3-3	6-2	1-1	1-1	1-2	8-2	1-1	3-1	1-1	3-6	1-1	-	-	-
2 RABAT Tito	206	3-NC	3-4	2-12	1-3	4-2	3-1	3-3	2-2	6-NC	2-5	2-2	4-3	3-2	1-1	-	-	-	-
3 RINS Alex	189	9-4	8-3	5-2	2-18	1-17	9-11	7-2	7-4	12-3	1-1	3-3	2-2	2-DS	2-2	5-11	-	-	-
4 LOWES Sam	152	1-NC	2-1	4-3	6-20	2-4	1-4	5-4	3-3	9-5	7-NC	13-5	1-6	7-NC	4-3	4-8	-	-	-
5 FOLGER Jonas	145	5-1	19-16	6-9	3-1	15-NC	13-NC	2-7	5-7	8-14	5-12	10-6	7-5	9-6	7-4	3-2	-	-	-
6 LUTHI Thomas	142	7-3	17-12	3-6	4-4	6-1	4-NC	10-6	8-5	4-6	4-6	5-7	5-9	13-10	8-5	2-NC	-	-	-
7 SIMEON Xavier	96	6-2	1-NC	9-22	11-5	8-8	8-6	14-NL	6-6	2-1	16-8	19-16	21-25	20-12	18-NC	11-NC	-	-	-
8 MORBIDELLI Franco	84	8-5	5-5	22-5	15-6	12-5	21-NC	23-8	20-19	3-NC	9-3	8-10	-	-	-	-	-	-	-
9 CORTESE Sandro	78	4-7	16-14	8-7	7-NC	18-14	11-8	9-NL	14-17	7-11	10-NC	4-8	10-8	11-8	10-13	9-3	-	-	-
10 NAKAGAMI Takaaki	69	18-14	6-10	15-20	5-17	5-7	17-13	25-20	10-13	11-7	6-9	16-12	6-14	8-3	5-8	7-22	-	-	-
11 CORSI Simone	69	10-NC	12-11	7-NC	12-8	20-18	7-NC	8-13	4-10	5-4	-	12-11	15-NC	4-4	11-9	16-7	-	-	-
12 AEGERTER Dominique	62	25-15	9-18	17-13	16-16	19-10	2-3	4-9	16-12	13-10	11-4	6-13	11-13	5-24	14-NP	-	-	-	-
13 MARQUEZ Alex	62	12-11	23-15	20-15	17-9	21-NC	15-12	12-11	13-9	24-18	13-10	7-4	9-4	17-NC	6-NC	15-18	-	-	-
14 SIMON Julian	58	21-13	7-9	14-26	10-11	9-6	12-7	15-15	12-11	15-9	17-NC	22-18	16-18	10-5	16-NC	14-16	-	-	-
15 SYAHRIN Hafizh	56	19-12	15-6	16-10	21-12	13-9	14-NC	19-14	19-15	17-16	14-NC	17-14	12-16	6-18	13-7	6-5	-	-	-
16 BALDASSARRI Lorenzo	56	20-10	21-26	13-8	13-13	22-21	16-10	13-10	9-NC	16-8	-	11-NC	8-NC	15-7	12-10	10-12	-	-	-
17 KALLIO Mika	54	16-6	11-8	10-4	18-NC	11-NC	23-NC	22-12	15-8	10-12	3-NC	18-15	19-20	23-NC	15-11	20-15	-	-	-
18 SALOM Luis	50	15-NC	14-27	18-11	20-7	7-NC	5-5	6-5	21-NS	22-17	20-16	15-9	17-17	12-9	20-NC	13-NC	-	-	-
19 WEST Anthony	30	22-NC	13-7	19-14	24-15	17-11	30-19	27-22	23-NC	18-NC	23-13	23-21	22-7	21-15	-	-	-	-	-
20 PONS Axel	28	11-NC	-	-	8-NC	16-15	10-9	11-NL	11-22	14-15	18-7	9-17	13-15	14-11	9-12	8-NC	-	-	-
21 SCHROTTER Marcel	27	17-16	10-13	12-16	14-10	14-13	19-16	16-16	17-18	21-NC	19-14	21-19	18-11	19-17	21-15	21-9	-	-	-
22 KRUMMENACHER Ran	25	24-17	18-21	11-21	19-14	10-12	20-14	18-18	18-14	19-13	15-NC	14-20	14-12	16-14	19-17	18-10	-	-	-
23 SHAH Azlan	24	23-18	24-19	25-17	25-21	24-19	24-15	17-19	24-16	23-NC	12-11	25-23	20-19	22-13	17-14	12-4	-	-	-
24 CARDUS Ricard	16	14-NC	20-17	21-18	22-NC	25-16	22-17	30-NC	22-NC	20-19	-	28-24	23-10	18-NC	22-18	17-6	-	-	-

NC=Not classified NL=Not finished first lap NP=Not started race re-start N2=Not finished first lap race re-start EX=Excluded NS=Not Started DS=Disqualified

These data/results cannot be reproduced, stored and/or transmitted in whole or in part by any manner of electronic, mechanical, photocopying, recording, broadcasting or otherwise now known or herein after developed without the previous express consent by the copyright owner, except for reproduction in daily press and regular printed publications on sale to the public within 60 days of the event related to those data/results and always provided that copyright symbol appears together as follows below.

© DORNA, 2015

Official MotoGP Timing by **TISSOT**
www.motogp.com



	Rider	<i>Points</i>	QAT	AME	ARG	SPA	FRA	ITA	CAT	NED	GER	INP	CZE	GBR	RSM	ARA	JPN	<i>AUS</i>	<i>MAL</i>	<i>VAL</i>
25	ROSSI Louis	7	13-9	22-22	23-NC	26-NS	23-NC	26-20	26-23	25-NC	29-NC	26-NC	20-NC	26-27	30-19	25-23	26-20	-	-	-
26	KOYAMA Tomoyoshi	3	-	-	-	-	-	-	-	-	-	-	-	-	-	-	29-13	-	-	-
27	TAKAHASHI Yuki	2	-	-	-	-	-	-	-	-	-	-	-	-	-	-	25-14	-	-	-
28	MULHAUSER Robin	1	28-20	25-20	24-23	28-23	26-20	25-22	20-NC	26-20	27-20	21-15	24-NC	28-23	25-NC	26-19	22-23	-	-	-

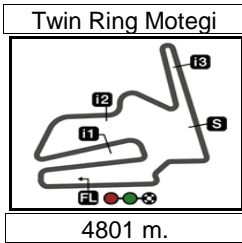
NC=Not classified NL=Not finished first lap NP=Not started race re-start N2=Not finished first lap race re-start EX=Excluded NS=Not Started DS=Disqualified

These data/results cannot be reproduced, stored and/or transmitted in whole or in part by any manner of electronic, mechanical, photocopying, recording, broadcasting or otherwise now known or herein after developed without the previous express consent by the copyright owner, except for reproduction in daily press and regular printed publications on sale to the public within 60 days of the event related to those data/results and always provided that copyright symbol appears together as follows below.
© DORNA, 2015

Official MotoGP Timing by **TISSOT**
www.motogp.com

Motegi, Sunday, October 11, 2015





MOTUL GRAND PRIX OF JAPAN Official Starting Grid

Race : 15 laps = 72.015 km



1	1 1'50.339 5 Johann ZARCO Kalex	2 1'50.510 12 Thomas LUTHI Kalex	3 1'50.916 94 Jonas FOLGER Kalex
2	4 1'50.953 22 Sam LOWES Speed Up	5 1'50.953 40 Alex RINS Kalex	6 1'51.286 55 Hafizh SYAHRIN Kalex
3	7 1'51.381 30 Takaaki NAKAGAMI Kalex	8 1'51.384 49 Axel PONS Kalex	9 1'51.386 11 Sandro CORTESE Kalex
4	10 1'51.486 7 Lorenzo BALDASSARRI Kalex	11 1'51.577 19 Xavier SIMEON Kalex	12 1'51.635 25 Azlan SHAH Kalex
5	13 1'51.635 39 Luis SALOM Kalex	14 1'51.700 60 Julian SIMON Speed Up	15 1'51.755 73 Alex MARQUEZ Kalex
6	16 1'51.927 3 Simone CORSI Kalex	17 1'52.029 88 Ricard CARDUS Suter	18 1'52.056 4 Randy KRUMMENACHER Kalex
7	19 1'52.248 10 Thitipong WAROKORN Kalex	20 1'52.261 36 Mika KALLIO Speed Up	21 1'52.330 23 Marcel SCHROTTER Tech 3
8	22 1'52.387 70 Robin MULHAUSER Kalex	23 1'52.581 16 Joshua HOOK Kalex	24 1'52.778 57 Edgar PONS Kalex

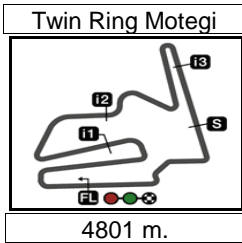
The results are provisional until the end of the limit for protest and appeals and until the ratification of the Event Management Committee.

Time limit for protest expires 60' at the latest after publication of the results - Mr. Time:

These data/results cannot be reproduced, stored and/or transmitted in whole or in part by any manner of electronic, mechanical, photocopying, recording, broadcasting or otherwise now known or herein after developed without the previous express consent by the copyright owner, except for reproduction in daily press and regular printed publications on sale to the public within 60 days of the event related to those data/results and always provided that copyright symbol appears together as follows below.

© DORNA, 2015





MOTUL GRAND PRIX OF JAPAN Official Starting Grid

Race : 15 laps = 72.015 km

9

25
1'52.911
72 Yuki TAKAHASHI
Moriwaki

26
1'53.070
96 Louis ROSSI
Tech 3

27
1'53.551
97 Xavi VIERGE
Tech 3

10

28
1'53.613
2 Jesko RAFFIN
Kalex

29
1'53.949
71 Tomoyoshi KOYAMA
NTS

30
1'54.106
66 Florian ALT
Suter

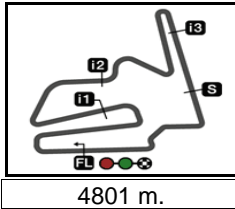
The results are provisional until the end of the limit for protest and appeals and until the ratification of the Event Management Committee.

Time limit for protest expires 60' at the latest after publication of the results - Mr. Time:

These data/results cannot be reproduced, stored and/or transmitted in whole or in part by any manner of electronic, mechanical, photocopying, recording, broadcasting or otherwise now known or herein after developed without the previous express consent by the copyright owner, except for reproduction in daily press and regular printed publications on sale to the public within 60 days of the event related to those data/results and always provided that copyright symbol appears together as follows below.

© DORNA, 2015





MOTUL GRAND PRIX OF JAPAN

Race

Top Speed & Average



Rider	Nation	Motorcycle	Top 5 speeds					Average	Top
88 Ricard CARDUS	SPA	SUTER	249.1	246.9	246.8	246.6	246.5	247.2	249.1
25 Azlan SHAH	MAL	KALEX	249.0	244.7	244.6	244.0	243.4	245.1	249.0
11 Sandro CORTESE	GER	KALEX	248.9	247.7	246.8	246.6	246.6	247.3	248.9
19 Xavier SIMEON	BEL	KALEX	248.7	244.2	244.1	244.0	242.5	244.7	248.7
36 Mika KALLIO	FIN	SPEED UP	248.5	247.4	246.6	246.6	245.6	246.9	248.5
16 Joshua HOOK	AUS	KALEX	248.1	247.7	247.7			247.8	248.1
40 Alex RINS	SPA	KALEX	247.4	246.8	245.7	245.6	245.5	246.2	247.4
73 Alex MARQUEZ	SPA	KALEX	247.4	246.6	246.2	245.1	244.7	246.0	247.4
39 Luis SALOM	SPA	KALEX	247.1	246.5	245.5	245.2	245.1	245.9	247.1
55 Hafizh SYAHRIN	MAL	KALEX	246.4	244.6	244.2	244.1	243.2	244.5	246.4
49 Axel PONS	SPA	KALEX	246.2	240.3	237.4	237.1	225.1	237.2	246.2
23 Marcel SCHROTTER	GER	TECH 3	246.2	245.7	245.2	245.1	244.7	245.4	246.2
22 Sam LOWES	GBR	SPEED UP	246.0	245.3	245.3	245.1	244.8	245.2	246.0
3 Simone CORSI	ITA	KALEX	245.9	245.4	245.2	245.2	245.1	245.4	245.9
97 Xavi VIERGE	SPA	TECH 3	245.5	244.3	243.2	242.9		244.0	245.5
7 Lorenzo BALDASSARRI	ITA	KALEX	245.1	244.3	244.0	243.6	243.4	244.1	245.1
10 Thitipong WAROKORN	THA	KALEX	245.1	244.2	243.9	243.5	243.5	244.0	245.1
5 Johann ZARCO	FRA	KALEX	244.8	244.4	244.3	244.1	244.1	244.3	244.8
4 Randy KRUMMENACHER	SWI	KALEX	244.8	243.4	242.8	242.6	242.6	243.2	244.8
70 Robin MULHAUSER	SWI	KALEX	244.7	244.6	244.5	244.1	244.1	244.4	244.7
12 Thomas LUTHI	SWI	KALEX	244.6	244.0	243.0	241.0	240.8	242.7	244.6
96 Louis ROSSI	FRA	TECH 3	244.2	243.0	242.9	242.5	242.4	243.0	244.2
2 Jesko RAFFIN	SWI	KALEX	244.0	243.6	242.6	242.6	242.5	243.0	244.0
94 Jonas FOLGER	GER	KALEX	243.7	243.6	243.4	243.0	242.8	243.3	243.7
57 Edgar PONS	SPA	KALEX	243.5	243.1	242.4	242.3	241.7	242.5	243.5
71 Tomoyoshi KOYAMA	JPN	NTS	243.5	241.8	241.6	241.3	241.2	241.9	243.5
72 Yuki TAKAHASHI	JPN	MORIWAKI	242.3	241.7	241.5	240.7	240.7	241.4	242.3
60 Julian SIMON	SPA	SPEED UP	242.2	241.3	241.2	241.0	240.8	241.3	242.2
30 Takaaki NAKAGAMI	JPN	KALEX	241.5	241.4	241.2	241.2	241.2	241.3	241.5
66 Florian ALT	GER	SUTER	239.5	239.5	238.8	238.8	238.8	239.1	239.5

These data/results cannot be reproduced, stored and/or transmitted in whole or in part by any manner of electronic, mechanical, photocopying, recording, broadcasting or otherwise now known or herein after developed without the previous express consent by the copyright owner, except for reproduction in daily press and regular printed publications on sale to the public within 60 days of the event related to those data/results and always provided that copyright symbol appears together as follows below.


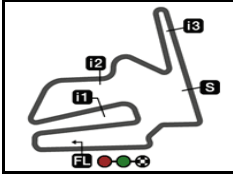
© DORNA, 2015

Official MotoGP Timing by TISSOT
www.motogp.com




Motegi, Sunday, October 11, 2015

Twin Ring Motegi

Results and timing service provided by  **TISSOT****Moto2**

4801 m.

MOTUL GRAND PRIX OF JAPAN**Race****Fastest Laps Sequence**

<i>Lap</i>	<i>Race Time</i>	 <i>Rider</i>	<i>Nation</i>	<i>Motorcycle</i>	<i>Time</i>	<i>Km/h</i>	<i>Riders's Lap</i>
2	4'13.696	94 Jonas FOLGER	GER	KALEX	2'04.166	139.1	2

These data/results cannot be reproduced, stored and/or transmitted in whole or in part by any manner of electronic, mechanical, photocopying, recording, broadcasting or otherwise now known or herein after developed without the previous express consent by the copyright owner, except for reproduction in daily press and regular printed publications on sale to the public within 60 days of the event related to those data/results and always provided that copyright symbol appears together as follows below.

© DORNA, 2015

Official MotoGP Timing by **TISSOT**
www.motogp.com

Motegi, Sunday, October 11, 2015