




4801 m.

## MOTUL GRAND PRIX OF JAPAN

## Qualifying Nr. 1

## Classification

17

	Rider	Nation	Team	Motorcycle	Time	Lap	Total	Gap	Top Speed
1	25 <b>Maverick VIÑALES</b>	SPA	Team SUZUKI ECSTAR	SUZUKI	<b>1'45.030</b>	6	6		<b>301.3</b>
2	45 <b>Scott REDDING</b>	GBR	EG 0,0 Marc VDS	HONDA	<b>1'45.259</b>	6	7	0.229 0.229	<b>300.0</b>
3	6 <b>Stefan BRADL</b>	GER	Aprilia Racing Team Gresini	APRILIA	<b>1'45.432</b>	6	7	0.402 0.173	<b>298.6</b>
4	68 <b>Yonny HERNANDEZ</b>	COL	Octo Pramac Racing	DUCATI	<b>1'45.438</b>	6	7	0.408 0.006	<b>303.7</b>
5	21 <b>Katsuyuki NAKASUGA</b>	JPN	Yamaha Factory Racing Team	YAMAHA	<b>1'45.496</b>	6	7	0.466 0.058	<b>299.5</b>
6	19 <b>Alvaro BAUTISTA</b>	SPA	Aprilia Racing Team Gresini	APRILIA	<b>1'45.608</b>	7	7	0.578 0.112	<b>299.3</b>
7	9 <b>Danilo PETRUCCI</b>	ITA	Octo Pramac Racing	DUCATI	<b>1'45.691</b>	7	7	0.661 0.083	<b>301.7</b>
8	8 <b>Hector BARBERA</b>	SPA	Avintia Racing	DUCATI	<b>1'45.724</b>	6	7	0.694 0.033	<b>306.2</b>
9	72 <b>Takumi TAKAHASHI</b>	JPN	Team HRC with Nissin	HONDA	<b>1'45.743</b>	6	8	0.713 0.019	<b>302.5</b>
10	50 <b>Eugene LAVERTY</b>	IRL	Aspar MotoGP Team	HONDA	<b>1'45.751</b>	7	7	0.721 0.008	<b>298.0</b>
11	69 <b>Nicky HAYDEN</b>	USA	Aspar MotoGP Team	HONDA	<b>1'45.843</b>	6	8	0.813 0.092	<b>294.5</b>
12	43 <b>Jack MILLER</b>	AUS	LCR Honda	HONDA	<b>1'46.039</b>	2	7	1.009 0.196	<b>298.7</b>
13	76 <b>Loris BAZ</b>	FRA	Forward Racing	YAMAHA FORWARD	<b>1'46.048</b>	6	6	1.018 0.009	<b>293.0</b>
14	63 <b>Mike DI MEGLIO</b>	FRA	Avintia Racing	DUCATI	<b>1'46.179</b>	7	7	1.149 0.131	<b>300.3</b>
15	24 <b>Toni ELIAS</b>	SPA	Forward Racing	YAMAHA FORWARD	<b>1'46.256</b>	3	7	1.226 0.077	<b>299.7</b>
16	64 <b>Kousuke AKIYOSHI</b>	JPN	AB Motoracing	HONDA	<b>1'47.760</b>	7	8	2.730 1.504	<b>291.0</b>
<b>Not classified</b>									
*	15 <b>Alex DE ANGELIS</b>	RSM	E-Motion IodaRacing Team	ART					

Practice condition: Dry

Air: 21°

Humidity: 70%

Ground: 25°

<b>Fastest Lap:</b>	Lap: 6	<b>Maverick VIÑALES</b>	<b>1'45.030</b>	164.5 Km/h
<b>Circuit Record Lap:</b>	2014	<b>Jorge LORENZO</b>	<b>1'45.350</b>	164.0 Km/h
<b>Circuit Best Lap:</b>	2015	<b>Jorge LORENZO</b>	<b>1'44.089</b>	166.0 Km/h

\* Have qualified for the race having achieved a time within 107 % of the fastest rider in a free practice session.

The results are provisional until the end of the limit for protest and appeals.

Time limit for protest expires 30' after publication of the results - Mr. .... Time: .....

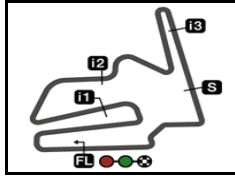
These data/results cannot be reproduced, stored and/or transmitted in whole or in part by any manner of electronic, mechanical, photocopying, recording, broadcasting or otherwise now known or herein after developed without the previous express consent by the copyright owner, except for reproduction in daily press and regular printed publications on sale to the public within 60 days of the event related to those data/results and always provided that copyright symbol appears together as follows below.

© DORNA, 2015

Official MotoGP Timing by TISSOT  
www.motogp.com

Motegi, Saturday, October 10, 2015





4801 m.

## MOTUL GRAND PRIX OF JAPAN

## Qualifying Nr. 1

## Top Speed &amp; Average

18



Rider	Nation	Motorcycle	Top 5 speeds					Average	Top
8 <b>Hector BARBERA</b>	<b>SPA</b>	DUCATI	306.2	306.0	305.3	305.0	304.3	305.4	<b>306.2</b>
68 <b>Yonny HERNANDEZ</b>	<b>COL</b>	DUCATI	303.7	303.2	302.5	302.4	302.4	302.8	<b>303.7</b>
72 <b>Takumi TAKAHASHI</b>	<b>JPN</b>	HONDA	302.5	302.1	302.0	302.0	301.1	301.9	<b>302.5</b>
9 <b>Danilo PETRUCCI</b>	<b>ITA</b>	DUCATI	301.7	300.7	300.5	299.5	298.7	300.2	<b>301.7</b>
25 <b>Maverick VIÑALES</b>	<b>SPA</b>	SUZUKI	301.3	300.0	300.0	299.6	299.0	300.0	<b>301.3</b>
63 <b>Mike DI MEGLIO</b>	<b>FRA</b>	DUCATI	300.3	300.1	299.5	299.2	299.0	299.6	<b>300.3</b>
45 <b>Scott REDDING</b>	<b>GBR</b>	HONDA	300.0	299.8	299.0	298.5	297.6	299.0	<b>300.0</b>
24 <b>Toni ELIAS</b>	<b>SPA</b>	YAMAHA FOR	299.7	298.8	298.1	288.3	241.6	285.3	<b>299.7</b>
21 <b>Katsuyuki NAKASUGA</b>	<b>JPN</b>	YAMAHA	299.5	299.2	298.7	298.5	298.5	298.9	<b>299.5</b>
19 <b>Alvaro BAUTISTA</b>	<b>SPA</b>	APRILIA	299.3	298.9	297.6	296.5	296.3	297.7	<b>299.3</b>
43 <b>Jack MILLER</b>	<b>AUS</b>	HONDA	298.7	298.5	296.6	296.0	295.9	297.1	<b>298.7</b>
6 <b>Stefan BRADL</b>	<b>GER</b>	APRILIA	298.6	298.0	296.4	295.9	291.8	296.1	<b>298.6</b>
50 <b>Eugene LAVERTY</b>	<b>IRL</b>	HONDA	298.0	297.6	295.6	293.9	293.2	295.7	<b>298.0</b>
69 <b>Nicky HAYDEN</b>	<b>USA</b>	HONDA	294.5	294.4	294.1	293.3	292.8	293.8	<b>294.5</b>
76 <b>Loris BAZ</b>	<b>FRA</b>	YAMAHA FOR	293.0	292.0	291.1	290.4	277.5	288.8	<b>293.0</b>
64 <b>Kousuke AKIYOSHI</b>	<b>JPN</b>	HONDA	291.0	290.6	289.6	289.5	288.6	289.9	<b>291.0</b>

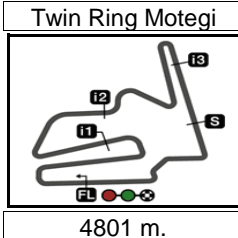
These data/results cannot be reproduced, stored and/or transmitted in whole or in part by any manner of electronic, mechanical, photocopying, recording, broadcasting or otherwise now known or herein after developed without the previous express consent by the copyright owner, except for reproduction in daily press and regular printed publications on sale to the public within 60 days of the event related to those data/results and always provided that copyright symbol appears together as follows below.

© DORNA, 2015

Official MotoGP Timing by TISSOT  
www.motogp.com



Motegi, Saturday, October 10, 2015



## MOTUL GRAND PRIX OF JAPAN

## Qualifying Nr. 1

## Chronological Analysis of Performances

19

\* Lap / Sector time cancelled

T1 Time from finish line to 1st intermediate

T3 Time from 2nd intermed. to 3rd intermed.

P Crossing the finish line in pit lane

T2 Time from 1st intermed. to 2nd intermed.

T4 Time from 3rd intermediate to finish line

Lap	Lap Time	T1	T2	T3	T4	Speed	Lap	Lap Time	T1	T2	T3	T4	Speed	
<b>1st</b>	<b>25</b>	<b>Maverick VIÑALES</b> Team SUZUKI ECST SPA						5	1'52.621	33.083	21.310	29.330	28.898	299.2
		Runs=2	Total laps=7	Full laps=3			6	1'45.496	27.415	20.425	29.071	28.585	298.5	
1	3'45.989	2'24.870	21.787	30.374	28.958	297.1	7	1'46.716	27.348	21.224	29.260	28.884	298.1	
2	1'45.562	27.150	20.645	29.039	28.728	300.0								
3	1'45.449	27.043	20.492	29.077	28.837	301.3	<b>6th</b>	<b>19</b>	<b>Alvaro BAUTISTA</b> Aprilia Racing Team SPA					
4	3'20.307	P 28.507	21.540	29.641	2'00.619	299.6			Runs=2	Total laps=7	Full laps=4			
5	1'52.746	32.200	21.306	30.360	28.880	299.0	1	2'07.382	45.764	21.932	30.515	29.171	296.3	
6	1'45.030	27.046	20.295	28.986	28.703	300.0	2	1'46.294	27.467	20.691	29.236	28.900	297.6	
	PIT	30.661	22.753	30.273		278.0	3	1'46.000	27.324	20.674	29.125	28.877	296.5	
<b>2nd</b>	<b>45</b>	<b>Scott REDDING</b> EG 0,0 Marc VDS GBR						4	3'55.069	P 29.157	21.462	30.206	2'34.244	293.5
		Runs=2	Total laps=7	Full laps=4			5	2'07.437	36.380	28.061	33.596	29.400	295.9	
1	3'12.398	1'50.815	22.045	30.167	29.371	296.0	6	1'45.911	27.405	20.619	29.139	28.748	298.9	
2	1'46.287	27.414	20.681	29.362	28.830	298.5	7	1'45.608	27.289	20.612	28.981	28.726	299.3	
3	1'45.733	27.171	20.575	29.108	28.879	299.0								
4	3'16.200	P 30.794	21.906	30.729	1'52.771	277.9	<b>7th</b>	<b>9</b>	<b>Daniilo PETRUCCI</b> Octo Pramac Racing ITA					
5	1'51.088	31.299	21.290	29.494	29.005	297.6			Runs=2	Total laps=7	Full laps=4			
6	1'45.259	27.099	20.498	29.019	28.643	299.8	1	3'17.766	1'56.491	21.208	30.986	29.081	298.7	
7	1'45.327	26.995	20.513	29.053	28.766	300.0	2	1'46.058	27.214	20.545	29.348	28.951	300.7	
<b>3rd</b>	<b>6</b>	<b>Stefan BRADL</b> Aprilia Racing Team GER						3	1'46.158	27.232	20.583	29.301	29.042	299.5
		Runs=2	Total laps=7	Full laps=4			4	3'43.111	P 27.742	20.845	29.849	2'24.675	293.1	
1	2'16.364	43.307	21.896	33.232	37.929	174.7	5	1'59.204	34.471	23.464	31.145	30.124	301.7	
2	1'48.482	27.480	21.180	30.722	29.100	295.9	6	2'00.267	39.953	21.607	29.606	29.101	298.5	
3	1'45.760	27.334	20.544	29.095	28.787	298.6	7	1'45.691	27.158	20.513	29.164	28.856	300.5	
4	3'52.892	P 29.117	21.954	30.359	2'31.462	291.8								
5	1'55.230	33.136	21.970	30.865	29.259	291.3	<b>8th</b>	<b>8</b>	<b>Hector BARBERA</b> Avintia Racing SPA					
6	1'45.432	27.315	20.511	29.056	28.550	298.0			Runs=2	Total laps=7	Full laps=4			
7	1'45.473	27.243	20.512	29.105	28.613	296.4	1	2'21.034	49.313	21.627	33.419	36.675	196.9	
<b>4th</b>	<b>68</b>	<b>Yonny HERNANDEZ</b> Octo Pramac Racing COL						2	1'46.703	27.891	20.620	29.423	28.769	306.0
		Runs=2	Total laps=7	Full laps=4			3	1'46.040	27.362	20.564	29.223	28.891	305.3	
1	2'25.284	1'02.267	20.816	29.504	32.697	302.0	4	3'47.157	P 32.102	21.677	29.937	2'23.441	301.6	
2	1'45.867	27.301	20.381	29.304	28.881	302.3	5	1'51.757	31.164	21.538	29.813	29.242	304.3	
3	1'45.886	27.236	20.509	29.268	28.873	302.4	6	1'45.724	27.229	20.634	29.078	28.783	306.2	
4	4'07.741	P 27.840	20.713	29.409	2'49.779	302.5	7	1'45.751	27.358	20.467	29.125	28.801	305.0	
5	1'49.855	30.707	21.058	29.332	28.758	303.7								
6	1'45.438	27.141	20.413	29.152	28.732	302.4	<b>9th</b>	<b>72</b>	<b>Takumi TAKAHASHI</b> Team HRC with Nissi JPN					
7	2'08.169	46.437	22.465	30.302	28.965	303.2			Runs=2	Total laps=8	Full laps=5			
<b>5th</b>	<b>21</b>	<b>Katsuyuki NAKASU</b> Yamaha Factory Raci JPN						1	2'14.621	53.058	21.981	30.288	29.294	300.5
		Runs=2	Total laps=7	Full laps=4			2	1'45.983	27.435	20.536	29.068	28.944	302.0	
1	2'30.852	1'11.585	20.962	29.369	28.936	298.7	3	1'46.452	27.363	20.515	29.477	29.097	302.0	
2	1'45.751	27.420	20.449	29.157	28.725	299.5	4	3'08.527	P 27.439	20.690	29.206	1'51.192	302.1	
3	1'45.960	27.513	20.504	29.115	28.828	297.9	5	1'51.773	32.139	21.176	29.597	28.861	300.1	
4	3'35.836	P 28.590	21.358	30.101	2'15.787	298.5	6	1'45.743	27.413	20.528	29.073	28.729	300.5	
							7	1'45.826	27.400	20.517	29.130	28.779	302.5	
							8	1'45.800	27.366	20.541	29.130	28.763	301.1	

**Fastest Lap:** Maverick VIÑALES Team SUZUKI ECST SPA 1'45.030 27.046 20.295 28.986 28.703

These data/results cannot be reproduced, stored and/or transmitted in whole or in part by any manner of electronic, mechanical, photocopying, recording, broadcasting or otherwise now known or herein after developed without the previous express consent by the copyright owner, except for reproduction in daily press and regular printed publications on sale to the public within 60 days of the event related to those data/results and always provided that copyright symbol appears together as follows below.  
© DORNA, 2015



# Qualifying Nr. 1

# MotoGP

Lap	Lap Time	T1	T2	T3	T4	Speed	Lap	Lap Time	T1	T2	T3	T4	Speed				
<b>10th</b>	<b>50</b>	<b>Eugene LAVERTY</b>				Aspar MotoGP Team			IRL	4	4'16.659	P	31.533	23.946	32.497	2'48.683	240.6
		Runs=2		Total laps=7		Full laps=4			5	2'13.393		43.267	22.981	32.358	34.787	241.6	
		1	2'41.618	1'19.355	21.786	30.692	29.785	293.2	6	<b>1'51.316</b>		29.013	22.918	29.862	29.523	288.3	
		2	<b>1'46.162</b>	27.343	20.727	29.057	29.035	295.6	7	<b>1'53.699</b>		27.507	25.581	31.391	29.220	298.8	
		3	<b>1'46.134</b>	27.412	20.547	29.165	29.010	293.9									
		4	3'28.059	P 29.575	21.107	29.805	2'07.572	271.3									
		5	2'00.669	38.066	21.636	30.137	30.830	266.6									
		6	<b>1'46.018</b>	27.377	20.469	29.208	28.964	298.0									
		7	<b>1'45.751</b>	27.234	20.527	29.065	28.925	297.6									
<b>11th</b>	<b>69</b>	<b>Nicky HAYDEN</b>				Aspar MotoGP Team			USA								
		Runs=2		Total laps=8		Full laps=5											
		1	2'17.735	56.684	21.464	29.762	29.825	289.7									
		2	<b>1'45.919</b>	27.330	20.400	29.317	28.872	294.4									
		3	<b>1'46.487</b>	27.265	20.619	29.334	29.269	293.3									
		4	3'17.409	P 28.934	21.876	30.053	1'56.546	290.8									
		5	1'51.226	30.998	21.246	29.684	29.298	292.8									
		6	<b>1'45.843</b>	27.275	20.356	29.321	28.891	294.1									
		7	<b>1'49.494</b>	29.476	21.329	29.577	29.112	291.8									
		8	<b>1'46.115</b>	27.271	20.701	29.299	28.844	294.5									
<b>12th</b>	<b>43</b>	<b>Jack MILLER</b>				LCR Honda			AUS								
		Runs=2		Total laps=7		Full laps=4											
		1	2'22.331	49.868	21.802	34.280	36.381	153.1									
		2	<b>1'46.039</b>	27.449	20.605	29.201	28.784	298.7									
		3	<b>1'46.052</b>	27.398	20.523	29.230	28.901	298.5									
		4	4'14.202	P 28.264	22.759	30.539	2'52.640	296.0									
		5	1'50.874	30.713	21.117	29.547	29.497	295.9									
		6	<b>2'01.709</b>	40.458	21.815	29.949	29.487	294.3									
		7	<b>1'46.242</b>	27.476	20.573	29.336	28.857	296.6									
<b>13th</b>	<b>76</b>	<b>Loris BAZ</b>				Forward Racing			FRA								
		Runs=2		Total laps=7		Full laps=3											
		1	2'15.016	43.871	21.828	31.125	38.192	245.9									
		2	<b>1'46.981</b>	27.668	20.612	29.398	29.303	291.1									
		3	<b>1'46.678</b>	27.349	20.625	29.419	29.285	290.4									
		4	3'48.195	P 28.063	21.058	29.763	2'29.311	293.0									
		5	1'54.499	33.237	21.307	30.079	29.876	264.6									
		6	<b>1'46.048</b>	27.362	20.477	29.230	28.979	292.0									
		PIT	41.794	22.942	33.113			277.5									
<b>14th</b>	<b>63</b>	<b>Mike DI MEGLIO</b>				Avintia Racing			FRA								
		Runs=2		Total laps=7		Full laps=4											
		1	2'15.520	44.110	22.585	31.188	37.637	222.1									
		2	<b>1'46.676</b>	27.683	20.769	29.351	28.873	300.1									
		3	<b>1'46.487</b>	27.450	20.599	29.326	29.112	299.0									
		4	3'52.653	P 27.676	21.010	29.864	2'34.103	297.5									
		5	1'51.620	30.933	21.537	29.822	29.328	299.2									
		6	<b>1'46.189</b>	27.387	20.645	29.256	28.901	300.3									
		7	<b>1'46.179</b>	27.338	20.596	29.309	28.936	299.5									
<b>15th</b>	<b>24</b>	<b>Toni ELIAS</b>				Forward Racing			SPA								
		Runs=2		Total laps=7		Full laps=4											
		1	2'31.175	1'05.614	21.093	32.883	31.585	213.5									
		2	<b>1'46.461</b>	27.474	20.654	29.396	28.937	299.7									
		3	<b>1'46.256</b>	27.442	20.633	29.262	28.919	298.1									

**Fastest Lap:** Maverick VIÑALES Team SUZUKI ECST SPA **1'45.030** 27.046 20.295 28.986 28.703

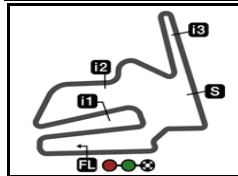
These data/results cannot be reproduced, stored and/or transmitted in whole or in part by any manner of electronic, mechanical, photocopying, recording, broadcasting or otherwise now known or herein after developed without the previous express consent by the copyright owner, except for reproduction in daily press and regular printed publications on sale to the public within 60 days of the event related to those data/results and always provided that copyright symbol appears together as follows below.  
© DORNA, 2015

Official MotoGP Timing by **TISSOT**  
www.motogp.com

Motegi, Saturday, October 10, 2015

Page 2 of 2





4801 m.

**MOTUL GRAND PRIX OF JAPAN***After the Qualifying Nr. 1***Event Best Maximum Speed****MotoGP**

<i>Rider</i>	<i>Nation Team</i>	<i>Motorcycle</i>	<i>Km/h</i>	
29 <b>Andrea IANNONE</b>	ITA Ducati Team	DUCATI	<b>314.3</b>	Free Practice Nr. 3
4 <b>Andrea DOVIZIOSO</b>	ITA Ducati Team	DUCATI	<b>310.7</b>	Free Practice Nr. 3
26 <b>Dani PEDROSA</b>	SPA Repsol Honda Team	HONDA	<b>309.3</b>	Free Practice Nr. 3
93 <b>Marc MARQUEZ</b>	SPA Repsol Honda Team	HONDA	<b>308.2</b>	Free Practice Nr. 4
68 <b>Yonny HERNANDEZ</b>	COL Octo Pramac Racing	DUCATI	<b>306.3</b>	Free Practice Nr. 3
8 <b>Hector BARBERA</b>	SPA Avintia Racing	DUCATI	<b>306.2</b>	Qualifying Nr. 1
35 <b>Cal CRUTCHLOW</b>	GBR LCR Honda	HONDA	<b>305.6</b>	Free Practice Nr. 1
38 <b>Bradley SMITH</b>	GBR Monster Yamaha Tech 3	YAMAHA	<b>305.4</b>	Free Practice Nr. 1
44 <b>Po ESPARGARO</b>	SPA Monster Yamaha Tech 3	YAMAHA	<b>304.9</b>	Free Practice Nr. 4
63 <b>Mike DI MEGLIO</b>	FRA Avintia Racing	DUCATI	<b>303.3</b>	Free Practice Nr. 3
45 <b>Scott REDDING</b>	GBR EG 0,0 Marc VDS	HONDA	<b>303.2</b>	Free Practice Nr. 3
99 <b>Jorge LORENZO</b>	SPA Movistar Yamaha MotoGP	YAMAHA	<b>302.7</b>	Free Practice Nr. 4
9 <b>Danilo PETRUCCI</b>	ITA Octo Pramac Racing	DUCATI	<b>302.7</b>	Free Practice Nr. 3
72 <b>Takumi TAKAHASHI</b>	JPN Team HRC with Nissin	HONDA	<b>302.6</b>	Free Practice Nr. 4
21 <b>Katsuyuki NAKASUGA</b>	JPN Yamaha Factory Racing Team	YAMAHA	<b>302.0</b>	Free Practice Nr. 4
46 <b>Valentino ROSSI</b>	ITA Movistar Yamaha MotoGP	YAMAHA	<b>301.9</b>	Free Practice Nr. 4
25 <b>Maverick VIÑALES</b>	SPA Team SUZUKI ECSTAR	SUZUKI	<b>301.7</b>	Free Practice Nr. 4
24 <b>Toni ELIAS</b>	SPA Forward Racing	YAMAHA FORWARD	<b>300.6</b>	Free Practice Nr. 1
41 <b>Aleix ESPARGARO</b>	SPA Team SUZUKI ECSTAR	SUZUKI	<b>300.2</b>	Free Practice Nr. 2
19 <b>Alvaro BAUTISTA</b>	SPA Aprilia Racing Team Gresini	APRILIA	<b>299.9</b>	Free Practice Nr. 3
43 <b>Jack MILLER</b>	AUS LCR Honda	HONDA	<b>299.5</b>	Free Practice Nr. 2
6 <b>Stefan BRADL</b>	GER Aprilia Racing Team Gresini	APRILIA	<b>298.6</b>	Qualifying Nr. 1
50 <b>Eugene LAVERTY</b>	IRL Aspar MotoGP Team	HONDA	<b>298.5</b>	Free Practice Nr. 4
69 <b>Nicky HAYDEN</b>	USA Aspar MotoGP Team	HONDA	<b>294.5</b>	Qualifying Nr. 1
76 <b>Loris BAZ</b>	FRA Forward Racing	YAMAHA FORWARD	<b>293.0</b>	Qualifying Nr. 1
64 <b>Kousuke AKIYOSHI</b>	JPN AB Motoracing	HONDA	<b>292.7</b>	Free Practice Nr. 4
15 <b>Alex DE ANGELIS</b>	RSM E-Motion IodaRacing Team	ART	<b>292.1</b>	Free Practice Nr. 2

These data/results cannot be reproduced, stored and/or transmitted in whole or in part by any manner of electronic, mechanical, photocopying, recording, broadcasting or otherwise now known or herein after developed without the previous express consent by the copyright owner, except for reproduction in daily press and regular printed publications on sale to the public within 60 days of the event related to those data/results and always provided that copyright symbol appears together as follows below.


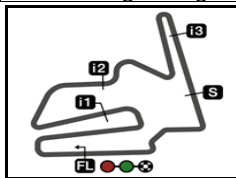
© DORNA, 2015

Official MotoGP Timing by TISSOT  
www.motogp.com

**Motegi, Saturday, October 10, 2015**



Twin Ring Motegi

Results and timing service provided by  TISSOT

4801 m.

## MOTUL GRAND PRIX OF JAPAN

## Qualifying Nr. 1

## Best Partial Times

MotoGP

*IT* Ideal Lap Time, sum of the best partial times*BT* Best Lap Time

T1		T2		T3		T4				IT		BT	
Pos	Rider	Time	Rider	Time	Rider	Time	Rider	Time	Pos	Rider	IT	BT	
1	S.REDDING	26.995	M.VIÑALES	20.295	A.BAUTISTA	28.981	S.BRADL	28.550	1	<b>M.VIÑALES</b>	1'45.027	1'45.030	(1)
2	<b>M.VIÑALES</b>	<b>27.043</b>	<b>N.HAYDEN</b>	<b>20.356</b>	<b>M.VIÑALES</b>	<b>28.986</b>	<b>K.NAKASUGA</b>	<b>28.585</b>	2	<b>S.REDDING</b>	1'45.155	1'45.259	(2)
3	Y.HERNANDEZ	27.141	Y.HERNANDEZ	20.381	S.REDDING	29.019	S.REDDING	28.643	3	<b>S.BRADL</b>	1'45.360	1'45.432	(3)
4	<b>D.PETRUCCI</b>	<b>27.158</b>	<b>K.NAKASUGA</b>	<b>20.425</b>	<b>S.BRADL</b>	<b>29.056</b>	<b>M.VIÑALES</b>	<b>28.703</b>	4	<b>Y.HERNANDEZ</b>	1'45.406	1'45.438	(4)
5	H.BARBERA	27.229	H.BARBERA	20.467	E.LAVERTY	29.057	A.BAUTISTA	28.726	5	<b>K.NAKASUGA</b>	1'45.429	1'45.496	(5)
6	<b>E.LAVERTY</b>	<b>27.234</b>	<b>E.LAVERTY</b>	<b>20.469</b>	<b>T.TAKAHASHI</b>	<b>29.068</b>	<b>T.TAKAHASHI</b>	<b>28.729</b>	6	<b>H.BARBERA</b>	1'45.543	1'45.724	(8)
7	S.BRADL	27.243	L.BAZ	20.477	K.NAKASUGA	29.071	Y.HERNANDEZ	28.732	7	<b>A.BAUTISTA</b>	1'45.608	1'45.608	(6)
8	<b>N.HAYDEN</b>	<b>27.265</b>	<b>S.REDDING</b>	<b>20.498</b>	<b>H.BARBERA</b>	<b>29.078</b>	<b>H.BARBERA</b>	<b>28.769</b>	8	<b>T.TAKAHASHI</b>	1'45.675	1'45.743	(9)
9	A.BAUTISTA	27.289	S.BRADL	20.511	Y.HERNANDEZ	29.152	J.MILLER	28.784	9	<b>E.LAVERTY</b>	1'45.685	1'45.751	(10)
10	<b>M.DI MEGLIO</b>	<b>27.338</b>	<b>D.PETRUCCI</b>	<b>20.513</b>	<b>D.PETRUCCI</b>	<b>29.164</b>	<b>N.HAYDEN</b>	<b>28.844</b>	10	<b>D.PETRUCCI</b>	1'45.691	1'45.691	(7)
11	K.NAKASUGA	27.348	T.TAKAHASHI	20.515	J.MILLER	29.201	D.PETRUCCI	28.856	11	<b>N.HAYDEN</b>	1'45.764	1'45.843	(11)
12	<b>L.BAZ</b>	<b>27.349</b>	<b>J.MILLER</b>	<b>20.523</b>	<b>L.BAZ</b>	<b>29.230</b>	<b>M.DI MEGLIO</b>	<b>28.873</b>	12	<b>J.MILLER</b>	1'45.906	1'46.039	(12)
13	T.TAKAHASHI	27.363	M.DI MEGLIO	20.596	M.DI MEGLIO	29.256	T.ELIAS	28.919	13	<b>L.BAZ</b>	1'46.035	1'46.048	(13)
14	<b>J.MILLER</b>	<b>27.398</b>	<b>A.BAUTISTA</b>	<b>20.612</b>	<b>T.ELIAS</b>	<b>29.262</b>	<b>E.LAVERTY</b>	<b>28.925</b>	14	<b>M.DI MEGLIO</b>	1'46.063	1'46.179	(14)
15	T.ELIAS	27.442	T.ELIAS	20.633	N.HAYDEN	29.299	L.BAZ	28.979	15	<b>T.ELIAS</b>	1'46.256	1'46.256	(15)
16	<b>K.AKIYOSHI</b>	<b>27.786</b>	<b>K.AKIYOSHI</b>	<b>20.770</b>	<b>K.AKIYOSHI</b>	<b>29.649</b>	<b>K.AKIYOSHI</b>	<b>29.270</b>	16	<b>K.AKIYOSHI</b>	1'47.475	1'47.760	(16)

These data/results cannot be reproduced, stored and/or transmitted in whole or in part by any manner of electronic, mechanical, photocopying, recording, broadcasting or otherwise now known or herein after developed without the previous express consent by the copyright owner, except for reproduction in daily press and regular printed publications on sale to the public within 60 days of the event related to those data/results and always provided that copyright symbol appears together as follows below.


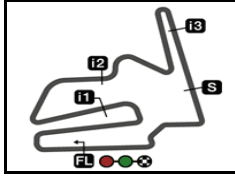
© DORNA, 2015

Official MotoGP Timing by TISSOT

www.motogp.com




Twin Ring Motegi

Results and timing service provided by **MotoGP**

4801 m.

**MOTUL GRAND PRIX OF JAPAN****Qualifying Nr. 1****Fastest Laps Sequence**

<i>Practice Time</i>	 <i>Rider</i>	<i>Nation</i>	<i>Motorcycle</i>	<i>Time</i>	<i>Km/h</i>	<i>Rider's Lap</i>
<b>3'53.676</b>	19 <b>Alvaro BAUTISTA</b>	SPA	APRILIA	<b>1'46.294</b>	162.6	2
<b>4'00.604</b>	72 <b>Takumi TAKAHASHI</b>	JPN	HONDA	<b>1'45.983</b>	163.0	2
<b>4'03.654</b>	69 <b>Nicky HAYDEN</b>	USA	HONDA	<b>1'45.919</b>	163.1	2
<b>4'11.151</b>	68 <b>Yonny HERNANDEZ</b>	COL	DUCATI	<b>1'45.867</b>	163.2	2
<b>4'16.603</b>	21 <b>Katsuyuki NAKASUGA</b>	JPN	YAMAHA	<b>1'45.751</b>	163.4	2
<b>5'31.551</b>	25 <b>Maverick VIÑALES</b>	SPA	SUZUKI	<b>1'45.562</b>	163.7	2
<b>7'17.000</b>	25 <b>Maverick VIÑALES</b>	SPA	SUZUKI	<b>1'45.449</b>	163.9	3
<b>13'24.160</b>	6 <b>Stefan BRADL</b>	GER	APRILIA	<b>1'45.432</b>	163.9	6
<b>13'36.965</b>	45 <b>Scott REDDING</b>	GBR	HONDA	<b>1'45.259</b>	164.2	6
<b>14'15.083</b>	25 <b>Maverick VIÑALES</b>	SPA	SUZUKI	<b>1'45.030</b>	164.5	6

These data/results cannot be reproduced, stored and/or transmitted in whole or in part by any manner of electronic, mechanical, photocopying, recording, broadcasting or otherwise now known or herein after developed without the previous express consent by the copyright owner, except for reproduction in daily press and regular printed publications on sale to the public within 60 days of the event related to those data/results and always provided that copyright symbol appears together as follows below.

© DORNA, 2015

Official MotoGP Timing by **TISSOT**  
www.motogp.com

**Motegi, Saturday, October 10, 2015**