

## SHELL MALAYSIA MOTORCYCLE GRAND PRIX

### Qualifying Classification



	Rider	Nation	Team	Motorcycle	Time	Lap	Total	Gap	Top Speed
1	23 Niccolò ANTONELLI	ITA	Ongetta-Rivacold	HONDA	<b>2'12.653</b>	12	12		<b>225.0</b>
2	9 Jorge NAVARRO	SPA	Estrella Galicia 0,0	HONDA	<b>2'12.700</b>	14	14	0.047 0.047	<b>226.9</b>
3	44 Miguel OLIVEIRA	POR	Red Bull KTM Ajo	KTM	<b>2'12.893</b>	3	12	0.240 0.193	<b>228.2</b>
4	7 Efren VAZQUEZ	SPA	Leopard Racing	HONDA	<b>2'12.956</b>	13	13	0.303 0.063	<b>227.8</b>
5	84 Jakub KORNFEIL	CZE	Drive M7 SIC	KTM	<b>2'12.987</b>	12	12	0.334 0.031	<b>226.4</b>
6	52 Danny KENT	GBR	Leopard Racing	HONDA	<b>2'12.994</b>	12	12	0.341 0.007	<b>227.2</b>
7	5 Romano FENATI	ITA	SKY Racing Team VR46	KTM	<b>2'13.106</b>	2	10	0.453 0.112	<b>227.4</b>
8	21 Francesco BAGNAIA	ITA	MAPFRE Team MAHINDRA	MAHINDRA	<b>2'13.167</b>	3	13	0.514 0.061	<b>226.5</b>
9	33 Enea BASTIANINI	ITA	Gresini Racing Team Moto3	HONDA	<b>2'13.232</b>	10	11	0.579 0.065	<b>229.5</b>
10	63 Zulfahmi KHAIRUDDIN	MAL	Drive M7 SIC	KTM	<b>2'13.280</b>	7	13	0.627 0.048	<b>226.5</b>
11	76 Hiroki ONO	JPN	Leopard Racing	HONDA	<b>2'13.282</b>	8	8	0.629 0.002	<b>228.7</b>
12	17 John MCPHEE	GBR	SAXOPRINT RTG	HONDA	<b>2'13.538</b>	3	12	0.885 0.256	<b>229.2</b>
13	88 Jorge MARTIN	SPA	MAPFRE Team MAHINDRA	MAHINDRA	<b>2'13.573</b>	11	12	0.920 0.035	<b>224.7</b>
14	98 Karel HANIKA	CZE	Red Bull KTM Ajo	KTM	<b>2'13.641</b>	8	13	0.988 0.068	<b>226.4</b>
15	32 Isaac VIÑALES	SPA	RBA Racing Team	KTM	<b>2'13.668</b>	12	12	1.015 0.027	<b>226.6</b>
16	41 Brad BINDER	RSA	Red Bull KTM Ajo	KTM	<b>2'13.745</b>	8	13	1.092 0.077	<b>227.4</b>
17	29 Stefano MANZI	ITA	San Carlo Team Italia	MAHINDRA	<b>2'13.980</b>	14	14	1.327 0.235	<b>225.5</b>
18	65 Philipp OETTL	GER	Schedl GP Racing	KTM	<b>2'14.040</b>	14	15	1.387 0.060	<b>224.5</b>
19	10 Alexis MASBOU	FRA	SAXOPRINT RTG	HONDA	<b>2'14.045</b>	2	12	1.392 0.005	<b>227.8</b>
20	91 Gabriel RODRIGO	ARG	RBA Racing Team	KTM	<b>2'14.053</b>	10	10	1.400 0.008	<b>230.1</b>
21	40 Darryn BINDER	RSA	Outox Reset Drink Team	MAHINDRA	<b>2'14.091</b>	3	13	1.438 0.038	<b>225.1</b>
22	58 Juanfran GUEVARA	SPA	MAPFRE Team MAHINDRA	MAHINDRA	<b>2'14.103</b>	3	14	1.450 0.012	<b>225.7</b>
23	48 Lorenzo DALLA PORTA	ITA	Husqvarna Factory Laglisse	HUSQVARNA	<b>2'14.116</b>	13	13	1.463 0.013	<b>228.9</b>
24	16 Andrea MIGNO	ITA	SKY Racing Team VR46	KTM	<b>2'14.200</b>	12	12	1.547 0.084	<b>225.3</b>
25	6 Maria HERRERA	SPA	Husqvarna Factory Laglisse	HUSQVARNA	<b>2'14.217</b>	8	14	1.564 0.017	<b>229.3</b>
26	11 Livio LOI	BEL	RW Racing GP	HONDA	<b>2'14.468</b>	7	14	1.815 0.251	<b>226.1</b>
27	24 Tatsuki SUZUKI	JPN	CIP	MAHINDRA	<b>2'14.551</b>	12	13	1.898 0.083	<b>223.9</b>
28	96 Manuel PAGLIANI	ITA	San Carlo Team Italia	MAHINDRA	<b>2'14.617</b>	14	14	1.964 0.066	<b>224.5</b>
29	95 Jules DANILO	FRA	Ongetta-Rivacold	HONDA	<b>2'14.763</b>	2	10	2.110 0.146	<b>225.7</b>
30	2 Remy GARDNER	AUS	CIP	MAHINDRA	<b>2'14.912</b>	4	13	2.259 0.149	<b>224.5</b>
31	22 Ana CARRASCO	SPA	RBA Racing Team	KTM	<b>2'15.629</b>	3	8	2.976 0.717	<b>221.9</b>
<b>Not classified</b>									
*	19 Alessandro TONUCCI	ITA	Outox Reset Drink Team	MAHINDRA				-0.000	
*	55 Andrea LOCATELLI	ITA	Gresini Racing Team Moto3	HONDA				-0.000	

Practice condition: Dry

Air: 33°  
Humidity: 58%  
Ground: 40°

Fastest Lap:	Lap: 12	Niccolò ANTONELLI	2'12.653	150.4 Km/h
Circuit Record Lap:	2014	Alex RINS	2'13.731	149.2 Km/h
Circuit Best Lap:	2014	Jack MILLER	2'12.450	150.6 Km/h

\* Have qualified for the race having achieved a time within 107 % of the fastest rider in a free practice session.

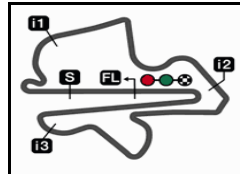
The results are provisional until the end of the limit for protest and appeals.

Time limit for protest expires 30' after publication of the results - Mr. .... Time: .....

These data/results cannot be reproduced, stored and/or transmitted in whole or in part by any manner of electronic, mechanical, photocopying, recording, broadcasting or otherwise now known or herein after developed without the previous express consent by the copyright owner, except for reproduction in daily press and regular printed publications on sale to the public within 60 days of the event related to those data/results and always provided that copyright symbol appears together as follows below.

© DORNA, 2015






5543 m.

## SHELL MALAYSIA MOTORCYCLE GRAND PRIX

### Qualifying

### Top Speed & Average

**21A**

 Rider	Nation	Motorcycle	Top 5 speeds					Average	Top
91 <b>Gabriel RODRIGO</b>	<b>ARG</b>	KTM	230.1	227.7	226.4	226.0	225.4	227.1	<b>230.1</b>
33 <b>Enea BASTIANINI</b>	<b>ITA</b>	HONDA	229.5	225.3	225.0	224.3	223.1	225.4	<b>229.5</b>
6 <b>Maria HERRERA</b>	<b>SPA</b>	HUSQVARNA	229.3	227.7	226.0	224.0	223.3	226.1	<b>229.3</b>
17 <b>John MCPHEE</b>	<b>GBR</b>	HONDA	229.2	228.5	228.4	227.6	227.2	228.2	<b>229.2</b>
48 <b>Lorenzo DALLA PORTA</b>	<b>ITA</b>	HUSQVARNA	228.9	227.3	225.8	225.0	224.2	226.2	<b>228.9</b>
76 <b>Hiroki ONO</b>	<b>JPN</b>	HONDA	228.7	226.6	226.1	224.9	221.7	225.6	<b>228.7</b>
44 <b>Miguel OLIVEIRA</b>	<b>POR</b>	KTM	228.2	227.4	227.3	226.8	226.1	227.2	<b>228.2</b>
7 <b>Efren VAZQUEZ</b>	<b>SPA</b>	HONDA	227.8	225.8	223.6	222.7	221.5	224.3	<b>227.8</b>
10 <b>Alexis MASBOU</b>	<b>FRA</b>	HONDA	227.8	226.8	226.6	226.2	224.5	226.4	<b>227.8</b>
5 <b>Romano FENATI</b>	<b>ITA</b>	KTM	227.4	226.8	226.8	226.4	226.2	226.7	<b>227.4</b>
41 <b>Brad BINDER</b>	<b>RSA</b>	KTM	227.4	225.5	225.3	224.4	223.2	224.8	<b>227.4</b>
52 <b>Danny KENT</b>	<b>GBR</b>	HONDA	227.2	224.4	220.9	220.1	219.2	222.4	<b>227.2</b>
9 <b>Jorge NAVARRO</b>	<b>SPA</b>	HONDA	226.9	225.3	224.2	223.6	223.1	224.6	<b>226.9</b>
32 <b>Isaac VIÑALES</b>	<b>SPA</b>	KTM	226.6	226.0	224.1	222.5	221.6	224.2	<b>226.6</b>
21 <b>Francesco BAGNAIA</b>	<b>ITA</b>	MAHINDRA	226.5	226.1	225.5	224.3	221.2	224.7	<b>226.5</b>
63 <b>Zulfahmi KHAIRUDDIN</b>	<b>MAL</b>	KTM	226.5	226.1	225.8	225.4	225.0	225.6	<b>226.5</b>
84 <b>Jakub KORNFEIL</b>	<b>CZE</b>	KTM	226.4	225.9	224.2	223.8	222.6	224.6	<b>226.4</b>
98 <b>Karel HANIKA</b>	<b>CZE</b>	KTM	226.4	225.7	225.4	225.0	224.6	225.4	<b>226.4</b>
11 <b>Livio LOI</b>	<b>BEL</b>	HONDA	226.1	226.0	224.9	222.5	220.6	224.0	<b>226.1</b>
58 <b>Juanfran GUEVARA</b>	<b>SPA</b>	MAHINDRA	225.7	223.9	223.8	220.9	220.9	223.0	<b>225.7</b>
95 <b>Jules DANILO</b>	<b>FRA</b>	HONDA	225.7	224.8	224.3	224.2	220.8	224.0	<b>225.7</b>
29 <b>Stefano MANZI</b>	<b>ITA</b>	MAHINDRA	225.5	224.5	223.4	223.1	222.2	223.7	<b>225.5</b>
16 <b>Andrea MIGNO</b>	<b>ITA</b>	KTM	225.3	224.7	224.5	224.2	223.1	224.4	<b>225.3</b>
40 <b>Darryn BINDER</b>	<b>RSA</b>	MAHINDRA	225.1	224.9	224.3	223.3	222.8	224.1	<b>225.1</b>
23 <b>Niccolò ANTONELLI</b>	<b>ITA</b>	HONDA	225.0	224.4	224.2	224.1	223.8	224.3	<b>225.0</b>
88 <b>Jorge MARTIN</b>	<b>SPA</b>	MAHINDRA	224.7	224.4	223.7	223.4	223.1	223.9	<b>224.7</b>
2 <b>Remy GARDNER</b>	<b>AUS</b>	MAHINDRA	224.5	221.6	221.3	220.3	219.4	221.4	<b>224.5</b>
65 <b>Philipp OETTL</b>	<b>GER</b>	KTM	224.5	222.6	221.1	220.8	220.4	221.9	<b>224.5</b>
96 <b>Manuel PAGLIANI</b>	<b>ITA</b>	MAHINDRA	224.5	220.5	219.2	218.7	217.9	220.2	<b>224.5</b>
24 <b>Tatsuki SUZUKI</b>	<b>JPN</b>	MAHINDRA	223.9	222.9	222.4	219.3	219.2	221.5	<b>223.9</b>
22 <b>Ana CARRASCO</b>	<b>SPA</b>	KTM	221.9	221.3	221.2	220.6	219.5	220.9	<b>221.9</b>

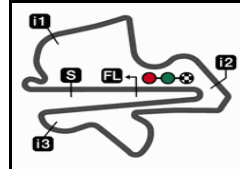
These data/results cannot be reproduced, stored and/or transmitted in whole or in part by any manner of electronic, mechanical, photocopying, recording, broadcasting or otherwise now known or herein after developed without the previous express consent by the copyright owner, except for reproduction in daily press and regular printed publications on sale to the public within 60 days of the event related to those data/results and always provided that copyright symbol appears together as follows below.

© DORNA, 2015

Official MotoGP Timing by **TISSOT**  
www.motogp.com



**Sepang, Saturday, October 24, 2015**



5543 m.

## SHELL MALAYSIA MOTORCYCLE GRAND PRIX

## Qualifying

## Chronological Analysis of Performances

22A

\* Lap / Sector time cancelled

T1 Time from finish line to 1st intermediate

T3 Time from 2nd intermed. to 3rd intermed.

P Crossing the finish line in pit lane

T2 Time from 1st intermed. to 2nd intermed.

T4 Time from 3rd intermediate to finish line

Lap	Lap Time	T1	T2	T3	T4	Speed	Lap	Lap Time	T1	T2	T3	T4	Speed		
<b>1st</b>	<b>23</b>	Niccolò ANTONELLI Ongetta-Rivacold ITA						<b>4th</b>	<b>7</b>	Efren VAZQUEZ Leopard Racing SPA					
		Runs=4	Total laps=12	Full laps=6					Runs=4	Total laps=13	Full laps=7				
1	3'15.100	1'24.774	31.452	43.137	35.737		1	3'40.917	1'39.541	32.626	49.096	39.654			
2	<b>2'14.221</b>	28.242	30.369	40.079	35.531	223.4	2	<b>2'14.586</b>	28.498	30.416	39.931	35.741	220.2		
3	<b>2'13.805</b>	28.095	30.322	39.804	35.584	224.1	3	<b>2'19.723</b>	29.033	32.151	40.988	37.551	218.0		
4	<b>2'13.885</b>	28.082	30.219	39.944	35.640	224.2	4	<b>2'13.817</b>	28.333	30.205	39.811	35.468	221.0		
5	1'14.188 P	29.074				211.1	5	1'15.356 P	28.684				221.5		
6	7'14.634	5'28.356	30.652	40.069	35.557		6	8'42.288	6'48.072	35.167	42.421	36.628			
7	<b>2'13.707</b>	27.991	30.203	39.986	35.527	224.4	7	<b>2'13.411</b>	28.188	30.077	<b>39.641</b>	35.505	223.6		
8	<b>2'16.370</b>	29.191	30.671	40.632	35.876	223.8	8	<b>2'13.475</b>	28.210	30.047	39.818	35.400	225.8		
9	1'14.873 P	29.228				222.5	9	<b>2'14.245</b>	<b>28.160</b>	30.324	40.045	35.716	222.7		
10	11'37.098 P	9'00.331	52.334	52.701	51.732		10	1'14.920 P	29.482				220.9		
11	2'52.342	57.859	31.006	42.605	40.872		11	7'22.071 P	4'46.483	50.419	53.882	51.287			
12	<b>2'12.653</b>	<b>27.959</b>	<b>30.096</b>	<b>39.399</b>	<b>35.199</b>	<b>225.0</b>	12	2'52.297	57.439	31.258	43.963	39.637			
							13	<b>2'12.956</b>	28.187	<b>29.890</b>	39.759	<b>35.120</b>	<b>227.8</b>		
<b>2nd</b>	<b>9</b>	Jorge NAVARRO Estrella Galicia 0,0 SPA						<b>5th</b>	<b>84</b>	Jakub KORNFEIL Drive M7 SIC CZE					
		Runs=4	Total laps=14	Full laps=8					Runs=3	Total laps=12	Full laps=7				
1	3'48.613	1'47.319	31.237	45.320	44.737		1	3'05.014	1'17.394	31.054	40.515	36.051			
2	<b>2'13.996</b>	28.253	30.364	39.848	35.531	224.2	2	<b>2'13.939</b>	28.354	30.177	39.841	35.567	221.4		
3	<b>2'15.921</b>	28.633	31.441	40.054	35.793	220.7	3	<b>2'13.988</b>	28.269	30.204	39.934	35.581	222.6		
4	<b>2'13.645</b>	28.050	30.067	40.075	35.453	225.3	4	<b>2'14.148</b>	28.414	30.253	39.899	35.582	220.2		
5	<b>2'14.455</b>	28.300	30.179	39.992	35.984	223.6	5	1'17.044 P	30.923				214.8		
6	1'13.293 P	28.739				218.1	6	8'11.053	6'24.589	30.891	40.087	35.486			
7	6'26.142	4'36.034	32.087	41.470	36.551		7	<b>2'13.031</b>	<b>27.986</b>	29.879	<b>39.691</b>	35.475	225.9		
8	<b>2'13.857</b>	28.049	30.070	40.170	35.568	223.1	8	<b>2'16.446</b>	28.023	30.146	42.525	35.752	<b>226.4</b>		
9	<b>2'13.583</b>	28.102	30.121	39.745	35.615	222.5	9	1'17.507 P	28.240				224.2		
10	<b>2'13.927</b>	28.026	30.252	39.818	35.831	<b>226.9</b>	10	11'49.297	9'58.227	31.090	40.152	39.828			
11	1'12.771 P	28.717				218.5	11	<b>2'14.563</b>	28.071	30.419	40.014	36.059	223.8		
12	7'19.634 P	4'49.621	51.903	52.548	45.562		12	<b>2'12.987</b>	28.155	<b>29.797</b>	39.709	<b>35.326</b>	221.3		
13	2'56.525	1'03.438	31.701	42.107	39.279										
14	<b>2'12.700</b>	<b>28.021</b>	<b>29.877</b>	<b>39.439</b>	<b>35.363</b>	219.6									
<b>3rd</b>	<b>44</b>	Miguel OLIVEIRA Red Bull KTM Ajo POR						<b>6th</b>	<b>52</b>	Danny KENT Leopard Racing GBR					
		Runs=3	Total laps=12	Full laps=7					Runs=4	Total laps=12	Full laps=6				
1	3'20.337	1'31.884	31.150	41.458	35.845		1	3'47.982	1'42.543	31.872	49.052	44.515			
2	<b>2'13.160</b>	28.102	29.980	39.695	<b>35.383</b>	226.1	2	<b>2'16.018</b>	29.239	30.516	40.287	35.976	219.2		
3	<b>2'12.893</b>	27.934	<b>29.725</b>	<b>39.575</b>	35.659	226.8	3	<b>2'14.205</b>	28.240	30.132	40.013	35.820	220.9		
4	2'24.709 P	29.266	31.372	41.543	42.528	227.3	4	<b>2'13.846</b>	28.198	30.117	39.827	35.704	220.1		
5	6'49.200	5'00.307	30.444	41.652	36.797		5	<b>2'15.849</b>	28.742	30.510	40.121	36.476	217.8		
6	<b>2'13.377</b>	27.986	30.092	39.894	35.405	223.8	6	2'23.660 P	<b>28.046</b>	30.403	40.965	44.246	224.4		
7	<b>2'13.830</b>	28.036	30.091	39.948	35.755	222.2	7	6'49.922	5'01.098	31.717	40.770	36.337			
8	<b>2'17.819</b>	30.356	30.575	40.298	36.590	223.6	8	<b>2'16.324</b>	28.329	30.417	41.197	36.381	216.5		
9	1'11.610 P	28.063				223.9	9	1'19.011 P	31.208				217.2		
10	11'53.175	9'54.780	31.096	40.415	46.884		10	10'06.434 P	7'27.961	53.409	54.394	50.670			
11	<b>2'17.151</b>	<b>27.918</b>	33.504	39.954	35.775	<b>228.2</b>	11	2'53.596	56.869	31.685	44.069	40.973			
12	<b>2'15.389</b>	28.496	30.207	41.276	35.410	227.4	12	<b>2'12.994</b>	28.183	<b>29.913</b>	<b>39.443</b>	<b>35.455</b>	<b>227.2</b>		

**Fastest Lap:** Niccolò ANTONELLI Ongetta-Rivacold ITA **2'12.653** 27.959 30.096 39.399 35.199

These data/results cannot be reproduced, stored and/or transmitted in whole or in part by any manner of electronic, mechanical, photocopying, recording, broadcasting or otherwise now known or herein after developed without the previous express consent by the copyright owner, except for reproduction in daily press and regular printed publications on sale to the public within 60 days of the event related to those data/results and always provided that copyright symbol appears together as follows below.  
© DORNA, 2015



# Qualifying

# Moto3

Lap	Lap Time	T1	T2	T3	T4	Speed	Lap	Lap Time	T1	T2	T3	T4	Speed
<b>7th</b>	<b>5</b>	<b>Romano FENATI</b> SKY Racing Team VR ITA					12	<b>2'15.151</b>	27.875	30.159	40.794	36.323	225.8
		Runs=3 Total laps=10 Full laps=5					13	<b>2'16.714</b>	28.708	30.662	41.100	36.244	223.2
1	3'20.901	1'34.484	30.596	40.223	35.598								
2	<b>2'13.106</b>	28.138	<b>29.832</b>	39.849	35.287	226.2							
3	<b>2'13.679</b>	28.372	30.215	39.711	35.381	<b>227.4</b>							
4	<b>2'13.732</b>	28.141	30.082	39.866	35.643	226.8							
5	1'14.779 P	28.590				218.2							
6	10'12.512	8'21.835	35.006	40.215	35.456								
7	<b>2'13.443</b>	28.155	30.047	<b>39.642</b>	35.599	226.4							
8	1'15.354 P	30.069				220.7							
9	14'10.616	12'19.514	31.931	42.831	36.340								
10	<b>2'13.255</b>	<b>28.090</b>	29.964	39.951	<b>35.250</b>	226.8							
<b>8th</b>	<b>21</b>	<b>Francesco BAGNAI</b> MAPFRE Team MAHI ITA											
		Runs=4 Total laps=13 Full laps=7											
1	3'19.204	1'20.456	34.996	48.076	35.676								
2	<b>2'13.856</b>	28.416	30.019	39.808	35.613	224.3							
3	<b>2'13.167</b>	28.015	29.937	40.005	<b>35.210</b>	225.5							
4	2'24.363 P	28.023	30.458	44.384	41.498	226.1							
5	7'53.982	6'07.126	30.370	40.248	36.238								
6	<b>2'14.222</b>	28.240	30.272	40.070	35.640	221.2							
7	<b>2'14.431</b>	28.272	30.197	39.922	36.040	220.6							
8	<b>2'14.188</b>	28.376	30.175	39.846	35.791	219.5							
9	1'14.112 P	28.836				209.9							
10	8'14.422 P	6'13.818	32.858	45.453	42.293								
11	2'35.773	50.153	29.930	39.839	35.851								
12	<b>2'13.293</b>	<b>27.936</b>	<b>29.784</b>	40.101	35.472	<b>226.5</b>							
13	<b>2'13.968</b>	28.463	30.133	<b>39.744</b>	35.628	218.9							
<b>9th</b>	<b>33</b>	<b>Enea BASTIANINI</b> Gresini Racing Team ITA											
		Runs=3 Total laps=11 Full laps=6											
1	3'43.427	1'51.830	31.757	41.582	38.258								
2	<b>2'13.896</b>	28.131	30.256	40.032	<b>35.477</b>	221.6							
3	<b>2'16.979</b>	28.014	30.830	40.955	37.180	225.0							
4	<b>2'14.622</b>	28.236	30.498	40.015	35.873	220.8							
5	1'16.499 P	29.940				218.9							
6	8'35.196	6'46.149	32.648	40.406	35.993								
7	<b>2'13.743</b>	28.018	30.166	39.937	35.622	223.1							
8	2'26.767 P	32.723	32.089	40.409	41.546	224.3							
9	11'52.368	10'03.284	31.369	41.158	36.557								
10	<b>2'13.232</b>	<b>27.835</b>	<b>30.022</b>	<b>39.815</b>	35.560	225.3							
11	<b>2'18.220</b>	28.206	30.716	43.691	35.607	<b>229.5</b>							
<b>10th</b>	<b>63</b>	<b>Zulfahmi KHAIRUD</b> Drive M7 SIC MAL											
		Runs=4 Total laps=13 Full laps=7											
1	3'25.006	1'34.755	31.608	41.690	36.953								
2	<b>2'13.589</b>	28.235	30.128	40.099	<b>35.127</b>	225.0							
3	<b>2'14.786</b>	28.014	30.761	40.515	35.496	<b>226.5</b>							
4	<b>2'14.107</b>	28.223	30.261	40.196	35.427	226.1							
5	1'16.017 P	28.976				225.0							
6	7'51.291	6'03.680	30.738	40.976	35.897								
7	<b>2'13.280</b>	27.938	<b>29.989</b>	<b>39.783</b>	35.570	223.4							
8	<b>2'15.329</b>	28.676	30.610	40.201	35.842	225.4							
9	1'19.933 P	32.329				222.5							
10	9'07.025 P	8'22.930											
11	2'41.899	50.838	30.549	40.632	39.880								
<b>11th</b>	<b>76</b>	<b>Hiroki ONO</b> Leopard Racing JPN											
		Runs=2 Total laps=8 Full laps=5											
1	3'40.462	1'38.980	33.605	47.943	39.934								
2	<b>2'15.512</b>	28.870	30.640	40.291	35.711	221.7							
3	<b>2'19.956</b>	28.790	32.299	41.160	37.707	226.1							
4	<b>2'13.515</b>	28.193	<b>30.081</b>	39.829	35.412	226.6							
5	1'15.269 P	28.411				<b>228.7</b>							
6	25'02.873	23'07.134	31.122	40.519	44.098								
7	<b>2'19.005</b>	28.981	31.385	41.541	37.098	219.4							
8	<b>2'13.282</b>	<b>28.149</b>	30.180	<b>39.709</b>	<b>35.244</b>	224.9							
<b>12th</b>	<b>17</b>	<b>John MCPHEE</b> SAXOPRINT RTG GBR											
		Runs=5 Total laps=12 Full laps=5											
1	3'24.295	1'34.074	32.027	41.450	36.744								
2	<b>2'14.542</b>	28.458	30.330	40.204	35.550	227.6							
3	<b>2'13.538</b>	<b>28.024</b>	<b>30.149</b>	<b>39.970</b>	<b>35.395</b>	<b>229.2</b>							
4	<b>2'15.374</b>	29.643	30.206	40.100	35.425	225.2							
5	1'14.301 P	28.883				228.4							
6	12'52.109 P	12'06.246											
7	2'54.013	1'01.389	31.632	42.424	38.568								
8	1'14.720 P	28.682				228.5							
9	5'36.276 P	4'41.065											
10	2'49.779	53.360	31.041	40.923	44.455								
11	<b>2'17.992</b>	28.462	30.584	41.622	37.324	222.4							
12	<b>2'14.553</b>	28.484	30.422	40.195	35.452	227.2							
<b>13th</b>	<b>88</b>	<b>Jorge MARTIN</b> MAPFRE Team MAHI SPA											
		Runs=4 Total laps=12 Full laps=6											
1	3'15.862	1'19.005	31.741	46.870	38.246								
2	<b>2'14.129</b>	28.158	30.162	40.005	35.804	223.1							
3	<b>2'14.057</b>	28.104	30.368	39.904	35.681	<b>224.7</b>							
4	2'23.046 P	28.676	32.288	41.139	40.943	221.3							
5	7'57.976	6'11.146	30.369	40.189	36.272								
6	<b>2'13.964</b>	28.069	30.307	39.970	<b>35.618</b>	221.7							
7	<b>2'14.458</b>	28.128	30.512	40.089	35.729	223.7							
8	1'16.088 P	29.787				222.7							
9	10'26.385 P	8'26.714	32.884	44.361	42.426								
10	2'36.779	49.223	31.108	40.312	36.136								
11	<b>2'13.573</b>	<b>27.941</b>	<b>29.888</b>	39.938	35.806	223.4							
12	<b>2'13.897</b>	28.285	29.976	<b>39.815</b>	35.821	224.4							
<b>14th</b>	<b>98</b>	<b>Karel HANIKA</b> Red Bull KTM Ajo CZE											
		Runs=3 Total laps=13 Full laps=8											
1	3'24.091	1'35.771	30.780	41.099	36.441								
2	<b>2'14.212</b>	28.405	30.189	39.999	35.619	221.6							
3	<b>2'14.225</b>	28.168	30.048	40.119	35.890	224.6							
4	<b>2'14.745</b>	28.347	30.237	40.245	35.916	<b>226.4</b>							
5	1'19.539 P	30.878				222.0							
6	5'32.232	3'39.452	34.576	41.993	36.211								
7	<b>2'14.984</b>	28.624	30.149	40.642	35.569	217.9							
8	<b>2'13.641</b>	<b>28.142</b>	<b>29.983</b>	39.938	35.578	225.4							
9	<b>2'19.038</b>	28.431	34.558	40.159	35.890	225.7							
10	1'15.249 P	28.218				222.4							

**Fastest Lap:** Niccolò ANTONELLI Ongetta-Rivacold ITA **2'12.653** 27.959 30.096 39.399 35.199



# Qualifying

# Moto3

Lap	Lap Time	T1	T2	T3	T4	Speed	Lap	Lap Time	T1	T2	T3	T4	Speed	
13	<b>2'17.901</b>	29.838	31.497	40.462	36.104	217.3	5	1'19.640	P	28.832			221.4	
<b>22nd 58</b> Juanfran GUEVARA MAPFRE Team MAHI SPA Runs=3 Total laps=14 Full laps=9							6	6'40.511	4'53.437	31.090	40.305	35.679		
1	3'20.217	1'22.518	34.767	45.992	36.940		7	<b>2'14.798</b>	28.497	<b>30.237</b>	40.323	35.741	224.0	
2	<b>2'14.478</b>	28.452	30.178	40.184	<b>35.664</b>	220.9	8	<b>2'14.217</b>	<b>28.318</b>	30.283	<b>40.167</b>	<b>35.449</b>	227.7	
3	<b>2'14.103</b>	<b>28.157</b>	<b>30.062</b>	<b>39.986</b>	35.898	223.9	9	<b>2'15.361</b>	28.591	30.432	40.592	35.746	218.3	
4	<b>2'16.123</b>	28.415	30.416	40.758	36.534	220.6	10	1'17.833	P	31.393			219.3	
5	1'20.275	P	28.610			220.4	11	8'02.799	6'07.522	32.369	45.149	37.759		
6	6'40.543	4'53.568	30.620	40.367	35.988		12	1'13.611	P	30.141			209.1	
7	<b>2'15.826</b>	28.420	30.340	40.390	36.676	220.1	13	3'11.397	1'14.613	33.023	43.859	39.902		
8	<b>2'15.308</b>	28.443	30.246	40.207	36.412	<b>225.7</b>	14	<b>2'15.502</b>	28.635	30.396	40.766	35.705	222.8	
9	<b>2'15.606</b>	28.429	30.474	40.493	36.210	219.2	<b>26th 11</b> Livio LOI RW Racing GP BEL Runs=4 Total laps=14 Full laps=8							
10	1'14.098	P	28.733			219.1	1	3'06.372	1'17.804	31.232	40.944	36.392		
11	8'05.262	6'10.579	32.890	45.171	36.622		2	<b>2'16.186</b>	28.600	30.775	40.724	36.087	218.4	
12	<b>2'37.743</b>	28.468	39.006	41.604	48.665	220.5	3	<b>2'17.680</b>	29.819	30.968	40.805	36.088	218.4	
13	<b>2'17.996</b>	28.455	31.069	40.683	37.789	220.9	4	<b>2'17.756</b>	28.649	30.794	42.351	35.962	218.9	
14	<b>2'15.304</b>	28.423	30.310	40.521	36.050	223.8	5	1'13.879	P	28.573			217.6	
<b>23rd 48</b> Lorenzo DALLA PO Husqvarna Factory La ITA Runs=4 Total laps=13 Full laps=6							6	6'54.755	5'07.741	30.873	40.274	35.867		
1	3'15.799	1'18.102	32.916	48.191	36.590		7	<b>2'14.468</b>	<b>28.108</b>	30.479	40.295	<b>35.586</b>	224.9	
2	<b>2'14.123</b>	28.360	30.179	<b>39.977</b>	35.607	224.2	8	<b>2'14.546</b>	28.267	<b>30.466</b>	<b>40.101</b>	35.712	226.0	
3	<b>2'14.202</b>	28.341	30.298	40.017	<b>35.546</b>	225.0	9	<b>2'15.452</b>	28.295	30.502	40.484	36.171	222.5	
4	<b>2'15.129</b>	28.372	30.437	40.329	35.991	222.4	10	1'21.145	P	29.105			219.0	
5	1'11.900	P	28.366			221.4	11	7'47.794	P	6'51.149				
6	6'55.119	5'08.164	30.763	40.194	35.998		12	2'48.023	52.266	31.118	40.606	44.033		
7	<b>2'14.668</b>	28.185	30.307	40.292	35.884	<b>228.9</b>	13	<b>2'18.500</b>	28.718	33.100	40.482	36.200	220.6	
8	<b>2'30.124</b>	28.239	<b>30.120</b>	40.098	51.667	227.3	14	<b>2'17.322</b>	28.659	30.909	41.548	36.206	<b>226.1</b>	
9	1'16.136	P	30.677			203.2	<b>27th 24</b> Tatsuki SUZUKI CIP JPN Runs=5 Total laps=13 Full laps=6							
10	10'03.915	8'08.599	32.479	45.917	36.920		1	3'16.500	1'17.907	33.571	46.394	38.628		
11	1'10.717	P	28.820			214.8	2	<b>2'15.404</b>	29.107	30.443	<b>39.901</b>	35.953	222.9	
12	3'14.881	1'18.310	32.327	43.987	40.257		3	<b>2'15.387</b>	28.393	30.369	39.916	36.709	222.4	
13	<b>2'14.116</b>	<b>28.163</b>	30.266	40.131	35.556	225.8	4	<b>2'16.054</b>	28.811	30.379	40.025	36.839	219.3	
<b>24th 16</b> Andrea MIGNO SKY Racing Team VR ITA Runs=4 Total laps=12 Full laps=6							5	1'17.635	P	30.488			216.3	
1	3'41.089	1'39.274	33.915	46.597	41.303		6	7'35.652	P	5'34.558	39.268	41.498	40.328	
2	<b>2'14.817</b>	28.796	30.403	40.124	<b>35.494</b>	223.1	7	2'41.010	52.594	31.364	40.751	36.301		
3	<b>2'22.741</b>	31.676	31.950	42.029	37.086	224.2	8	<b>2'16.429</b>	28.936	30.808	40.512	36.173	216.1	
4	<b>2'14.565</b>	28.485	<b>30.230</b>	40.155	35.695	<b>225.3</b>	9	1'15.050	P	29.980			216.4	
5	<b>2'14.585</b>	28.490	30.250	40.063	35.782	224.5	10	9'08.828	P	7'06.995	33.198	43.887	44.748	
6	2'21.238	P	28.414	30.257	40.383	42.184	220.2	11	2'37.211	50.507	30.793	39.968	35.943	
7	7'24.830	5'30.001	35.984	42.107	36.738		12	<b>2'14.551</b>	28.439	<b>30.313</b>	40.002	35.797	219.2	
8	<b>2'15.231</b>	28.467	30.444	40.433	35.887	224.7	13	<b>2'15.485</b>	<b>28.240</b>	31.256	40.241	<b>35.748</b>	<b>223.9</b>	
9	1'22.408	P	30.088			222.0	<b>28th 96</b> Manuel PAGLIANI San Carlo Team Italia ITA Runs=4 Total laps=14 Full laps=7							
10	9'36.145	P	6'59.290	51.559	54.184	51.112	1	2'56.597	57.593	40.562	41.823	36.619		
11	2'51.334	56.408	31.717	42.664	40.545		2	<b>2'15.922</b>	28.957	30.700	40.112	36.153	213.9	
12	<b>2'14.200</b>	<b>28.392</b>	30.369	<b>39.864</b>	35.575	221.9	3	<b>2'15.447</b>	28.652	30.591	40.113	36.091	214.7	
<b>25th 6</b> Maria HERRERA Husqvarna Factory La SPA Runs=4 Total laps=14 Full laps=7							4	<b>2'16.040</b>	28.772	30.581	40.169	36.518	213.8	
1	3'16.590	1'20.781	35.016	44.455	36.338		5	2'27.939	P	30.758	30.753	41.719	44.709	213.2
2	<b>2'17.076</b>	28.761	30.754	40.908	36.653	226.0	6	5'55.561	4'08.287	30.834	40.527	35.913		
3	<b>2'15.842</b>	28.557	30.708	40.585	35.992	<b>229.3</b>	7	<b>2'15.365</b>	28.658	30.732	40.070	35.905	220.5	
4	<b>2'16.927</b>	28.890	30.989	41.081	35.967	223.3	8	<b>2'14.927</b>	28.572	<b>30.310</b>	<b>40.007</b>	36.038	219.2	
							9	<b>2'15.500</b>	28.531	30.713	40.288	35.968	217.9	
							10	1'16.434	P	30.146			216.9	

<b>Fastest Lap:</b>	Niccolò ANTONELLI	Ongetta-Rivacold	ITA	<b>2'12.653</b>	27.959	30.096	39.399	35.199
---------------------	-------------------	------------------	-----	-----------------	--------	--------	--------	--------

These data/results cannot be reproduced, stored and/or transmitted in whole or in part by any manner of electronic, mechanical, photocopying, recording, broadcasting or otherwise now known or herein after developed without the previous express consent by the copyright owner, except for reproduction in daily press and regular printed publications on sale to the public within 60 days of the event related to those data/results and always provided that copyright symbol appears together as follows below.  
© DORNA, 2015



# Qualifying

Moto3

Lap	Lap Time	T1	T2	T3	T4	Speed	Lap	Lap Time	T1	T2	T3	T4	Speed
11	8'02.323	6'00.830	35.523	45.632	40.338								
12	1'17.245	P 29.058				218.7							
13	3'08.495	1'10.606	32.694	43.685	41.510								
14	<b>2'14.617</b>	28.522	30.394	40.043	35.658	224.5							

**29th 95 Jules DANILO** Ongetta-Rivacold FRA  
Runs=3 Total laps=10 Full laps=5

1	3'18.245	1'28.814	30.959	42.468	36.004								
2	<b>2'14.763</b>	28.396	30.384	40.077	35.906	224.2							
3	<b>2'14.856</b>	28.592	30.354	40.101	35.809	224.8							
4	<b>2'16.134</b>	28.368	30.798	40.818	36.150	225.7							
5	1'13.618	P 28.868				224.3							
6	6'58.608	5'10.357	31.156	40.902	36.193								
7	1'14.235	P 28.803				220.8							
8	16'03.701	13'36.572	56.140	51.375	39.614								
9	<b>2'14.902</b>	28.282	30.352	40.402	35.866	220.2							
10	<b>2'14.973</b>	28.323	30.471	40.170	36.009	219.4							

**30th 2 Remy GARDNER** CIP AUS  
Runs=3 Total laps=13 Full laps=8

1	3'17.056	1'20.951	34.945	44.438	36.722								
2	<b>2'19.514</b>	28.730	30.418			221.3							
3	<b>2'16.250</b>	28.936	30.712	40.593	36.009	217.2							
4	<b>2'14.912</b>	28.545	30.288	40.195	35.884	221.6							
5	1'16.138	P 29.302				224.5							
6	6'45.096	4'56.878	30.720	40.908	36.590								
7	<b>2'17.034</b>	28.878	30.683	40.852	36.621	215.1							
8	<b>2'16.174</b>	28.686	30.458	40.701	36.329	219.4							
9	1'19.412	P 29.365				216.5							
10	10'10.336	8'14.847	32.976	44.894	37.619								
11	<b>2'19.728</b>	28.756	32.030	41.680	37.262	220.3							
12	<b>2'33.660</b>	39.272	32.956	41.475	39.957	212.9							
13	<b>2'15.340</b>	28.735	30.657	40.134	35.814	215.5							

**31st 22 Ana CARRASCO** RBA Racing Team SPA  
Runs=3 Total laps=9 Full laps=6

1	2'16.989	29.359	30.923	40.614	36.093								
2	<b>2'16.095</b>	28.566	30.506	40.670	36.353	221.3							
3	<b>2'15.629</b>	28.592	30.709	40.389	35.939	220.6							
4	2'23.435	P 28.694	30.749	41.023	42.969	219.5							
	<b>unfinished</b>	7'05.514											
5	24'59.581		36.797	45.132	41.382								
6	<b>2'20.252</b>	29.211	31.704	42.005	37.332	217.4							
7	<b>2'33.579</b>	33.513	38.353	42.380	39.333	221.9							
8	<b>2'18.215</b>	28.906	30.998	41.986	36.325	221.2							

**Fastest Lap:** Niccolò ANTONELLI Ongetta-Rivacold ITA **2'12.653** 27.959 30.096 39.399 35.199

These data/results cannot be reproduced, stored and/or transmitted in whole or in part by any manner of electronic, mechanical, photocopying, recording, broadcasting or otherwise now known or herein after developed without the previous express consent by the copyright owner, except for reproduction in daily press and regular printed publications on sale to the public within 60 days of the event related to those data/results and always provided that copyright symbol appears together as follows below.  
© DORNA, 2015





5543 m.

## SHELL MALAYSIA MOTORCYCLE GRAND PRIX

## Provisional Starting Grid

23

Race : 18 laps = 99.774 km



1	<b>1</b> 2'12.653 <b>23 Niccolò ANTONELLI</b> Honda	<b>2</b> 2'12.700 <b>9 Jorge NAVARRO</b> Honda	<b>3</b> 2'12.893 <b>44 Miguel OLIVEIRA</b> KTM
2	<b>4</b> 2'12.987 <b>84 Jakub KORNFEIL</b> KTM	<b>5</b> 2'13.106 <b>5 Romano FENATI</b> KTM	<b>6</b> 2'13.167 <b>21 Francesco BAGNAIA</b> Mahindra
3	<b>7</b> 2'12.956 <b>7 Efen VAZQUEZ</b> Honda	<b>8</b> 2'13.232 <b>33 Enea BASTIANINI</b> Honda	<b>9</b> 2'12.994 <b>52 Danny KENT</b> Honda
4	<b>10</b> 2'13.280 <b>63 Zulfahmi KHAIRUDDIN</b> KTM	<b>11</b> 2'13.282 <b>76 Hiroki ONO</b> Honda	<b>12</b> 2'13.538 <b>17 John MCPHEE</b> Honda
5	<b>13</b> 2'13.573 <b>88 Jorge MARTIN</b> Mahindra	<b>14</b> 2'13.641 <b>98 Karel HANIKA</b> KTM	<b>15</b> 2'13.745 <b>41 Brad BINDER</b> KTM
6	<b>16</b> 2'13.980 <b>29 Stefano MANZI</b> Mahindra	<b>17</b> 2'14.040 <b>65 Philipp OETTL</b> KTM	<b>18</b> 2'13.668 <b>32 Isaac VIÑALES</b> KTM
7	<b>19</b> 2'14.045 <b>10 Alexis MASBOU</b> Honda	<b>20</b> 2'14.053 <b>91 Gabriel RODRIGO</b> KTM	<b>21</b> 2'14.091 <b>40 Darryn BINDER</b> Mahindra
8	<b>22</b> 2'14.103 <b>58 Juanfran GUEVARA</b> Mahindra	<b>23</b> 2'14.116 <b>48 Lorenzo DALLA PORTA</b> Husqvarna	<b>24</b> 2'14.217 <b>6 Maria HERRERA</b> Husqvarna

Race Direction grid penalties for riders # 7, 52, 32, 16, 96, 2

The results are provisional until the end of the limit for protest and appeals and until the ratification of the Event Management Committee.

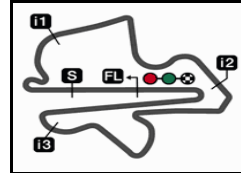
Time limit for protest expires 60' at the latest after publication of the results - Mr. .... Time: .....

These data/results cannot be reproduced, stored and/or transmitted in whole or in part by any manner of electronic, mechanical, photocopying, recording, broadcasting or otherwise now known or herein after developed without the previous express consent of the copyright owner, except for reproduction in daily press and regular printed publications on sale to the public within 60 days of the event related to those data/results and always provided that copyright symbol appears together as follows below.

© DORNA, 2015

Official MotoGP Timing by TISSOT  
www.motogp.com





**SHELL MALAYSIA MOTORCYCLE GRAND PRIX**  
**Provisional Starting Grid**

**23**

5543 m.

Race : 18 laps = 99.774 km

9

**25**  
 2'14.468  
**11 Livio LOI**  
 Honda

**26**  
 2'14.551  
**24 Tatsuki SUZUKI**  
 Mahindra

**27**  
 2'14.200  
**16 Andrea MIGNO**  
 KTM

10

**28**  
 2'14.763  
**95 Jules DANILO**  
 Honda

**29**  
 2'15.629  
**22 Ana CARRASCO**  
 KTM

**30**  
 2'14.617  
**96 Manuel PAGLIANI**  
 Mahindra

11

**31**  
 2'14.912  
**2 Remy GARDNER**  
 Mahindra

Race Direction grid penalties for riders # 7, 52, 32, 16, 96, 2

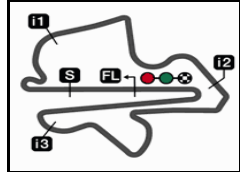
The results are provisional until the end of the limit for protest and appeals and until the ratification of the Event Management Committee.

Time limit for protest expires 60' at the latest after publication of the results - Mr. .... Time: .....

These data/results cannot be reproduced, stored and/or transmitted in whole or in part by any manner of electronic, mechanical, photocopying, recording, broadcasting or otherwise now known or herein after developed without the previous express consent by the copyright owner, except for reproduction in daily press and regular printed publications on sale to the public within 60 days of the event related to those data/results and always provided that copyright symbol appears together as follows below.

© DORNA, 2015





5543 m.

## SHELL MALAYSIA MOTORCYCLE GRAND PRIX

After the Qualifying

## Event Best Maximum Speed



Rider	Nation Team	Motorcycle	Km/h	
11 Livio LOI	BEL RW Racing GP	HONDA	231.5	Free Practice Nr. 3
76 Hiroki ONO	JPN Leopard Racing	HONDA	231.2	Free Practice Nr. 3
16 Andrea MIGNO	ITA SKY Racing Team VR46	KTM	230.8	Free Practice Nr. 3
91 Gabriel RODRIGO	ARG RBA Racing Team	KTM	230.1	Qualifying
7 Efren VAZQUEZ	SPA Leopard Racing	HONDA	229.9	Free Practice Nr. 1
52 Danny KENT	GBR Leopard Racing	HONDA	229.7	Free Practice Nr. 3
33 Enea BASTIANINI	ITA Gresini Racing Team Moto3	HONDA	229.5	Qualifying
10 Alexis MASBOU	FRA SAXOPRINT RTG	HONDA	229.5	Free Practice Nr. 1
6 Maria HERRERA	SPA Husqvarna Factory Laglisse	HUSQVARNA	229.3	Qualifying
17 John MCPHEE	GBR SAXOPRINT RTG	HONDA	229.2	Qualifying
48 Lorenzo DALLA PORTA	ITA Husqvarna Factory Laglisse	HUSQVARNA	228.9	Qualifying
41 Brad BINDER	RSA Red Bull KTM Ajo	KTM	228.8	Free Practice Nr. 3
9 Jorge NAVARRO	SPA Estrella Galicia 0,0	HONDA	228.7	Free Practice Nr. 1
98 Karel HANIKA	CZE Red Bull KTM Ajo	KTM	228.4	Free Practice Nr. 3
44 Miguel OLIVEIRA	POR Red Bull KTM Ajo	KTM	228.2	Qualifying
32 Isaac VIÑALES	SPA RBA Racing Team	KTM	227.7	Free Practice Nr. 3
5 Romano FENATI	ITA SKY Racing Team VR46	KTM	227.4	Qualifying
63 Zulfahmi KHAIRUDDIN	MAL Drive M7 SIC	KTM	226.7	Free Practice Nr. 3
55 Andrea LOCATELLI	ITA Gresini Racing Team Moto3	HONDA	226.7	Free Practice Nr. 1
21 Francesco BAGNAIA	ITA MAPFRE Team MAHINDRA	MAHINDRA	226.5	Qualifying
95 Jules DANILO	FRA Ongetta-Rivacold	HONDA	226.4	Free Practice Nr. 3
84 Jakub KORNFEIL	CZE Drive M7 SIC	KTM	226.4	Qualifying
24 Tatsuki SUZUKI	JPN CIP	MAHINDRA	226.1	Free Practice Nr. 3
23 Niccolò ANTONELLI	ITA Ongetta-Rivacold	HONDA	225.8	Free Practice Nr. 2
29 Stefano MANZI	ITA San Carlo Team Italia	MAHINDRA	225.7	Free Practice Nr. 3
58 Juanfran GUEVARA	SPA MAPFRE Team MAHINDRA	MAHINDRA	225.7	Qualifying
40 Darryn BINDER	RSA Outox Reset Drink Team	MAHINDRA	225.4	Free Practice Nr. 3
65 Philipp OETTL	GER Schedl GP Racing	KTM	225.2	Free Practice Nr. 3
88 Jorge MARTIN	SPA MAPFRE Team MAHINDRA	MAHINDRA	224.8	Free Practice Nr. 3
2 Remy GARDNER	AUS CIP	MAHINDRA	224.7	Free Practice Nr. 1
96 Manuel PAGLIANI	ITA San Carlo Team Italia	MAHINDRA	224.5	Qualifying
19 Alessandro TONUCCI	ITA Outox Reset Drink Team	MAHINDRA	224.1	Free Practice Nr. 1
22 Ana CARRASCO	SPA RBA Racing Team	KTM	221.9	Qualifying

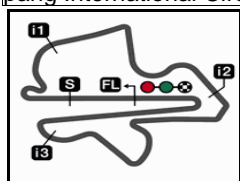
These data/results cannot be reproduced, stored and/or transmitted in whole or in part by any manner of electronic, mechanical, photocopying, recording, broadcasting or otherwise now known or herein after developed without the previous express consent by the copyright owner, except for reproduction in daily press and regular printed publications on sale to the public within 60 days of the event related to those data/results and always provided that copyright symbol appears together as follows below.

© DORNA, 2015

Official MotoGP Timing by TISSOT  
www.motogp.com



Sepang, Saturday, October 24, 2015



5543 m.

# SHELL MALAYSIA MOTORCYCLE GRAND PRIX

## Qualifying

### Best Partial Times

# Moto3

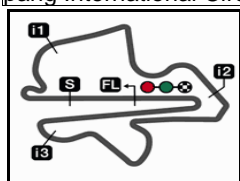
*IT* Ideal Lap Time, sum of the best partial times

*BT* Best Lap Time

T1		T2		T3		T4				IT		BT
Pos	Rider	Time	Rider	Time	Rider	Time	Rider	Time	Pos	Rider	IT	BT
	1E.BASTIANINI	27.835	M.OLIVEIRA	29.725	N.ANTONELLI	39.399	E.VAZQUEZ	35.120	1	M.OLIVEIRA	2'12.601	2'12.893 (3)
	2Z.KHAIRUDDIN	27.875	F.BAGNAIA	29.784	J.NAVARRO	39.439	Z.KHAIRUDDIN	35.127	2	N.ANTONELLI	2'12.653	2'12.653 (1)
	3M.OLIVEIRA	27.918	J.KORNFEIL	29.797	D.KENT	39.443	N.ANTONELLI	35.199	3	F.BAGNAIA	2'12.674	2'13.167 (8)
	4F.BAGNAIA	27.936	R.FENATI	29.832	M.OLIVEIRA	39.575	F.BAGNAIA	35.210	4	J.NAVARRO	2'12.700	2'12.700 (2)
	5J.MARTIN	27.941	J.NAVARRO	29.877	E.VAZQUEZ	39.641	H.ONO	35.244	5	Z.KHAIRUDDIN	2'12.774	2'13.280 (10)
	6G.RODRIGO	27.958	J.MARTIN	29.888	R.FENATI	39.642	R.FENATI	35.250	6	J.KORNFEIL	2'12.800	2'12.987 (5)
	7N.ANTONELLI	27.959	E.VAZQUEZ	29.890	J.KORNFEIL	39.691	I.VIÑALES	35.253	7	E.VAZQUEZ	2'12.811	2'12.956 (4)
	8J.KORNFEIL	27.986	D.KENT	29.913	H.ONO	39.709	B.BINDER	35.274	8	R.FENATI	2'12.814	2'13.106 (7)
	9J.NAVARRO	28.021	K.HANIKA	29.983	F.BAGNAIA	39.744	S.MANZI	35.289	9	D.KENT	2'12.857	2'12.994 (6)
	10J.MCPHEE	28.024	Z.KHAIRUDDIN	29.989	Z.KHAIRUDDIN	39.783	J.KORNFEIL	35.326	10	E.BASTIANINI	2'13.149	2'13.232 (9)
	11D.KENT	28.046	E.BASTIANINI	30.022	K.HANIKA	39.785	J.NAVARRO	35.363	11	H.ONO	2'13.183	2'13.282 (11)
	12P.OETTL	28.080	B.BINDER	30.044	E.BASTIANINI	39.815	M.OLIVEIRA	35.383	12	J.MARTIN	2'13.262	2'13.573 (13)
	13R.FENATI	28.090	J.GUEVARA	30.062	J.MARTIN	39.815	J.MCPHEE	35.395	13	B.BINDER	2'13.341	2'13.745 (16)
	14L.LOI	28.108	G.RODRIGO	30.077	S.MANZI	39.825	M.HERRERA	35.449	14	K.HANIKA	2'13.390	2'13.641 (14)
	15K.HANIKA	28.142	H.ONO	30.081	P.OETTL	39.835	D.KENT	35.455	15	J.MCPHEE	2'13.538	2'13.538 (12)
	16B.BINDER	28.143	N.ANTONELLI	30.096	A.MIGNO	39.864	E.BASTIANINI	35.477	16	I.VIÑALES	2'13.588	2'13.668 (15)
	17S.MANZI	28.149	L.DALLA PORTA	30.120	B.BINDER	39.880	K.HANIKA	35.480	17	G.RODRIGO	2'13.651	2'14.053 (20)
	18H.ONO	28.149	J.MCPHEE	30.149	I.VIÑALES	39.884	A.MIGNO	35.494	18	S.MANZI	2'13.689	2'13.980 (17)
	19J.GUEVARA	28.157	P.OETTL	30.179	A.MASBOU	39.894	G.RODRIGO	35.501	19	L.DALLA PORTA	2'13.806	2'14.116 (23)
	20E.VAZQUEZ	28.160	A.MIGNO	30.230	T.SUZUKI	39.901	A.MASBOU	35.506	20	P.OETTL	2'13.822	2'14.040 (18)
	21L.DALLA PORTA	28.163	M.HERRERA	30.237	J.MCPHEE	39.970	L.DALLA PORTA	35.546	21	J.GUEVARA	2'13.869	2'14.103 (22)
	22A.MASBOU	28.170	D.BINDER	30.241	L.DALLA PORTA	39.977	L.LOI	35.586	22	A.MASBOU	2'13.910	2'14.045 (19)
	23I.VIÑALES	28.178	I.VIÑALES	30.273	J.GUEVARA	39.986	J.MARTIN	35.618	23	A.MIGNO	2'13.980	2'14.200 (24)
	24D.BINDER	28.224	R.GARDNER	30.288	D.BINDER	40.003	D.BINDER	35.623	24	D.BINDER	2'14.091	2'14.091 (21)

These data/results cannot be reproduced, stored and/or transmitted in whole or in part by any manner of electronic, mechanical, photocopying, recording, broadcasting or otherwise now known or herein after developed without the previous express consent by the copyright owner, except for reproduction in daily press and regular printed publications on sale to the public within 60 days of the event related to those data/results and always provided that copyright symbol appears together as follows below.  
© DORNA, 2015





5543 m.

## SHELL MALAYSIA MOTORCYCLE GRAND PRIX

## Qualifying

## Best Partial Times

Moto3

*IT* Ideal Lap Time, sum of the best partial times*BT* Best Lap Time

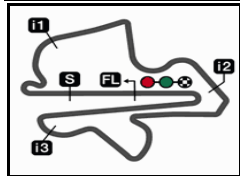
<i>T1</i>			<i>T2</i>			<i>T3</i>			<i>T4</i>				
<i>Pos</i>	<i>Rider</i>	<i>Time</i>	<i>Rider</i>	<i>Time</i>	<i>Rider</i>	<i>Time</i>	<i>Rider</i>	<i>Time</i>	<i>Pos</i>	<i>Rider</i>	<i>IT</i>	<i>BT</i>	
25	T.SUZUKI	28.240	M.PAGLIANI	30.310	M.PAGLIANI	40.007	M.PAGLIANI	35.658	25	M.HERRERA	2'14.171	2'14.217	(25)
26	J.DANILO	<b>28.282</b>	T.SUZUKI	<b>30.313</b>	J.DANILO	<b>40.077</b>	J.GUEVARA	<b>35.664</b>	26	T.SUZUKI	2'14.202	2'14.551	(27)
27	M.HERRERA	28.318	A.MASBOU	30.340	L.LOI	40.101	P.OETTL	35.728	27	L.LOI	2'14.261	2'14.468	(26)
28	A.MIGNO	<b>28.392</b>	J.DANILO	<b>30.352</b>	G.RODRIGO	<b>40.115</b>	T.SUZUKI	<b>35.748</b>	28	M.PAGLIANI	2'14.497	2'14.617	(28)
29	M.PAGLIANI	28.522	S.MANZI	30.426	R.GARDNER	40.134	J.DANILO	35.809	29	J.DANILO	2'14.520	2'14.763	(29)
30	R.GARDNER	<b>28.545</b>	L.LOI	<b>30.466</b>	M.HERRERA	<b>40.167</b>	R.GARDNER	<b>35.814</b>	30	R.GARDNER	2'14.781	2'14.912	(30)
31	A.CARRASCO	28.566	A.CARRASCO	30.506	A.CARRASCO	40.389	A.CARRASCO	35.939	31	A.CARRASCO	2'15.400	2'15.629	(31)

These data/results cannot be reproduced, stored and/or transmitted in whole or in part by any manner of electronic, mechanical, photocopying, recording, broadcasting or otherwise now known or herein after developed without the previous express consent by the copyright owner, except for reproduction in daily press and regular printed publications on sale to the public within 60 days of the event related to those data/results and always provided that copyright symbol appears together as follows below.

© DORNA, 2015

Official MotoGP Timing by TISSOT  
www.motogp.com





5543 m.

## SHELL MALAYSIA MOTORCYCLE GRAND PRIX

## Qualifying

## Fastest Laps Sequence

<i>Practice Time</i>	 <i>Rider</i>	<i>Nation</i>	<i>Motorcycle</i>	<i>Time</i>	<i>Km/h</i>	<i>Rider's Lap</i>
<b>4'32.752</b>	65 <b>Philipp OETTL</b>	GER	KTM	<b>2'15.988</b>	146.7	2
<b>5'12.519</b>	96 <b>Manuel PAGLIANI</b>	ITA	MAHINDRA	<b>2'15.922</b>	146.8	2
<b>5'18.953</b>	84 <b>Jakub KORNFEIL</b>	CZE	KTM	<b>2'13.939</b>	148.9	2
<b>5'33.060</b>	21 <b>Francesco BAGNAIA</b>	ITA	MAHINDRA	<b>2'13.856</b>	149.0	2
<b>5'33.497</b>	44 <b>Miguel OLIVEIRA</b>	POR	KTM	<b>2'13.160</b>	149.8	2
<b>5'34.007</b>	5 <b>Romano FENATI</b>	ITA	KTM	<b>2'13.106</b>	149.9	2
<b>7'46.390</b>	44 <b>Miguel OLIVEIRA</b>	POR	KTM	<b>2'12.893</b>	150.1	3
<b>40'49.062</b>	9 <b>Jorge NAVARRO</b>	SPA	HONDA	<b>2'12.700</b>	150.3	14
<b>40'52.876</b>	23 <b>Niccolò ANTONELLI</b>	ITA	HONDA	<b>2'12.653</b>	150.4	12

These data/results cannot be reproduced, stored and/or transmitted in whole or in part by any manner of electronic, mechanical, photocopying, recording, broadcasting or otherwise now known or herein after developed without the previous express consent by the copyright owner, except for reproduction in daily press and regular printed publications on sale to the public within 60 days of the event related to those data/results and always provided that copyright symbol appears together as follows below.

© DORNA, 2015

Official MotoGP Timing by TISSOT  
www.motogp.com

Sepang, Saturday, October 24, 2015

