

5543 m.

SHELL MALAYSIA MOTORCYCLE GRAND PRIX

Qualifying Nr. 1

Classification

17

	Rider	Nation	Team	Motorcycle	Time	Lap	Total	Gap	Top Speed
1	25 Maverick VIÑALES	SPA	Team SUZUKI ECSTAR	SUZUKI	2'00.753	6	6		325.3
2	38 Bradley SMITH	GBR	Monster Yamaha Tech 3	YAMAHA	2'00.765	6	7	0.012 0.012	330.7
3	9 Danilo PETRUCCI	ITA	Octo Pramac Racing	DUCATI	2'01.223	6	6	0.470 0.458	327.6
4	6 Stefan BRADL	GER	Aprilia Racing Team Gresini	APRILIA	2'01.346	6	7	0.593 0.123	322.9
5	45 Scott REDDING	GBR	EG 0,0 Marc VDS	HONDA	2'01.367	6	7	0.614 0.021	325.7
6	43 Jack MILLER	AUS	LCR Honda	HONDA	2'01.725	2	6	0.972 0.358	319.1
7	19 Alvaro BAUTISTA	SPA	Aprilia Racing Team Gresini	APRILIA	2'01.727	6	7	0.974 0.002	322.0
8	68 Yonny HERNANDEZ	COL	Octo Pramac Racing	DUCATI	2'01.748	2	7	0.995 0.021	328.7
9	69 Nicky HAYDEN	USA	Aspar MotoGP Team	HONDA	2'01.829	2	6	1.076 0.081	319.5
10	76 Loris BAZ	FRA	Forward Racing	YAMAHA FORWARD	2'01.862	2	6	1.109 0.033	319.3
11	24 Toni ELIAS	SPA	Forward Racing	YAMAHA FORWARD	2'02.415	5	6	1.662 0.553	325.8
12	50 Eugene LAVERTY	IRL	Aspar MotoGP Team	HONDA	2'02.460	6	6	1.707 0.045	321.5
13	63 Mike DI MEGLIO	FRA	Avintia Racing	DUCATI	2'02.964	2	6	2.211 0.504	316.7
14	13 Anthony WEST	AUS	AB Motoracing	HONDA	2'03.855	2	7	3.102 0.891	318.0
15	55 Damian CUDLIN	AUS	E-Motion IodaRacing Team	ART	2'06.051	2	6	5.298 2.196	308.1

Practice condition: **Dry**

Air: 34°

Humidity: 47%

Ground: 44°

Fastest Lap:	Lap: 6	Maverick VIÑALES	2'00.753	165.2 Km/h
Circuit Record Lap:	2014	Marc MARQUEZ	2'01.150	164.7 Km/h
Circuit Best Lap:	2015	Jorge LORENZO	1'59.544	166.9 Km/h

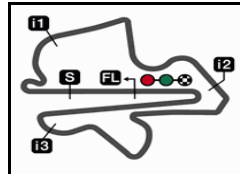
The results are provisional until the end of the limit for protest and appeals.

Time limit for protest expires 30' after publication of the results - Mr. Time:

These data/results cannot be reproduced, stored and/or transmitted in whole or in part by any manner of electronic, mechanical, photocopying, recording, broadcasting or otherwise now known or herein after developed without the previous express consent by the copyright owner, except for reproduction in daily press and regular printed publications on sale to the public within 60 days of the event related to those data/results and always provided that copyright symbol appears together as follows below.

© DORNA, 2015





5543 m.

SHELL MALAYSIA MOTORCYCLE GRAND PRIX

Qualifying Nr. 1

Top Speed & Average

MotoGP

18



Rider	Nation	Motorcycle	Top 5 speeds					Average	Top
38 Bradley SMITH	GBR	YAMAHA	330.7	328.7	324.6	315.6	302.6	320.4	330.7
68 Yonny HERNANDEZ	COL	DUCATI	328.7	327.5	326.3	324.8	321.9	325.8	328.7
9 Danilo PETRUCCI	ITA	DUCATI	327.6	324.2	323.6	322.6		324.5	327.6
24 Toni ELIAS	SPA	YAMAHA FOR	325.8	321.9	320.8	317.6		321.5	325.8
45 Scott REDDING	GBR	HONDA	325.7	325.5	325.4	323.5	320.9	324.2	325.7
25 Maverick VIÑALES	SPA	SUZUKI	325.3	325.1	321.1	320.7		323.1	325.3
6 Stefan BRADL	GER	APRILIA	322.9	322.7	322.7	310.5	290.4	313.8	322.9
19 Alvaro BAUTISTA	SPA	APRILIA	322.0	321.0	319.2	318.1	310.3	318.1	322.0
50 Eugene LAVERTY	IRL	HONDA	321.5	316.8	316.4	314.3		317.3	321.5
69 Nicky HAYDEN	USA	HONDA	319.5	318.8	315.8	315.6		317.4	319.5
76 Loris BAZ	FRA	YAMAHA FOR	319.3	317.6	315.1	305.7		314.4	319.3
43 Jack MILLER	AUS	HONDA	319.1	319.1	318.3	318.2	317.4	318.4	319.1
13 Anthony WEST	AUS	HONDA	318.0	315.6	310.9	305.7	304.1	310.9	318.0
63 Mike DI MEGLIO	FRA	DUCATI	316.7	311.4	310.5	310.2		312.2	316.7
55 Damian CUDLIN	AUS	ART	308.1	307.6	307.2	306.6		307.4	308.1

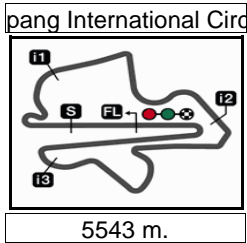
These data/results cannot be reproduced, stored and/or transmitted in whole or in part by any manner of electronic, mechanical, photocopying, recording, broadcasting or otherwise now known or herein after developed without the previous express consent by the copyright owner, except for reproduction in daily press and regular printed publications on sale to the public within 60 days of the event related to those data/results and always provided that copyright symbol appears together as follows below.

© DORNA, 2015

Official MotoGP Timing by **TISSOT**
www.motogp.com



Sepang, Saturday, October 24, 2015



SHELL MALAYSIA MOTORCYCLE GRAND PRIX

Qualifying Nr. 1

Chronological Analysis of Performances

19

* Lap / Sector time cancelled T1 Time from finish line to 1st intermediate T3 Time from 2nd intermed. to 3rd intermed.
P Crossing the finish line in pit lane T2 Time from 1st intermed. to 2nd intermed. T4 Time from 3rd intermediate to finish line

Lap	Lap Time	T1	T2	T3	T4	Speed	Lap	Lap Time	T1	T2	T3	T4	Speed	
1st	25	Maverick VIÑALES Team SUZUKI ECST SPA						7	2'01.410	25.015	27.837	37.799	30.759	325.5
		Runs=2			Total laps=6	Full laps=3								
1	4'06.321	2'23.452	31.226	40.715	30.928									
2	2'01.302	25.275	27.985	37.517	30.525	325.1								
3	2'01.383	25.147	27.833	37.755	30.648	321.1								
4	1'11.763 P	27.039				325.3								
5	4'02.308	2'21.131	30.409	39.717	31.051									
6	2'00.753	25.018	27.789	37.545	30.401	320.7								
6th	43	Jack MILLER LCR Honda AUS												
		Runs=2			Total laps=7	Full laps=3								
1	3'05.313	1'22.430	29.556	41.814	31.513									
2	2'01.725	25.324	27.956	37.849	30.596	317.4								
3	2'01.870	25.233	28.013	38.008	30.616	318.2								
4	1'07.914 P	27.275				318.3								
5	4'17.184	2'33.218	33.039	39.519	31.408									
6	2'01.951	25.237	28.178	37.899	30.637	319.1								
	unfinished	25.324	28.167			319.1								
7th	19	Alvaro BAUTISTA Aprilia Racing Team SPA												
		Runs=2			Total laps=7	Full laps=4								
1	2'49.378	49.218	31.200	55.704	33.256									
2	2'02.177	25.479	28.193	37.882	30.623	321.0								
3	2'02.247	25.362	28.219	37.992	30.674	318.1								
4	1'06.208 P	26.254				310.3								
5	3'52.778	2'07.829	32.096	40.899	31.954									
6	2'01.727	25.361	28.044	37.765	30.557	319.2								
7	2'07.451	28.027	29.292	38.972	31.160	322.0								
8th	68	Yonny HERNANDEZ Octo Pramac Racing COL												
		Runs=2			Total laps=7	Full laps=4								
1	2'48.605	1'04.248	28.628	42.969	32.760									
2	2'01.748	25.343	28.049	37.829	30.527	327.5								
3	2'02.681	25.532	28.173	38.136	30.840	321.9								
4	1'05.249 P	25.758				324.8								
5	4'34.867	2'49.224	30.454	44.271	30.918									
6	2'01.870	25.223	28.056	37.920	30.671	328.7								
7	2'20.647	25.297	28.162	37.955	49.233	326.3								
9th	69	Nicky HAYDEN Aspar MotoGP Team USA												
		Runs=2			Total laps=6	Full laps=3								
1	3'04.112	1'20.498	29.851	42.396	31.367									
2	2'01.829	25.297	27.866	37.938	30.728	318.8								
3	1'09.885 P	25.407				315.6								
4	6'17.040	4'22.211	44.882	39.140	30.807									
5	2'06.796	28.428	29.003	38.317	31.048	319.5								
6	2'02.522	25.298	27.957	38.184	31.083	315.8								
10th	76	Loris BAZ Forward Racing FRA												
		Runs=2			Total laps=6	Full laps=3								
1	2'39.017	48.432	30.581	48.465	31.539									
2	2'01.862	25.309	28.009	37.773	30.771	319.3								
3	1'08.979 P	28.665				315.1								
4	6'44.229	4'57.418	34.258	40.538	32.015									

Fastest Lap: Maverick VIÑALES Team SUZUKI ECST SPA 2'00.753 25.018 27.789 37.545 30.401

These data/results cannot be reproduced, stored and/or transmitted in whole or in part by any manner of electronic, mechanical, photocopying, recording, broadcasting or otherwise now known or herein after developed without the previous express consent by the copyright owner, except for reproduction in daily press and regular printed publications on sale to the public within 60 days of the event related to those data/results and always provided that copyright symbol appears together as follows below.
© DORNA, 2015



Qualifying Nr. 1

MotoGP

Lap	Lap Time	T1	T2	T3	T4	Speed	Lap	Lap Time	T1	T2	T3	T4	Speed
5	2'06.187	25.333	31.453	38.220	31.181	305.7							
6	2'01.867	25.184	27.923	37.903	30.857	317.6							

11th 24 Toni ELIAS Forward Racing SPA
Runs=2 Total laps=6 Full laps=3

1	2'46.853	1'01.784	30.286	41.971	32.812								
2	2'02.736	25.556	28.463	37.966	30.751	321.9							
3	1'16.292	P 32.289				317.6							
4	5'47.186	3'59.119	33.311	42.956	31.800								
5	2'02.415	25.398	28.322	37.985	30.710	320.8							
6	2'07.634	28.230	29.515	39.035	30.854	325.8							

12th 50 Eugene LAVERTY Aspar MotoGP Team IRL
Runs=2 Total laps=6 Full laps=3

1	4'34.071	2'49.330	29.310	39.384	36.047								
2	2'02.720	25.442	28.254	38.194	30.830	316.4							
3	2'02.962	25.442	28.302	38.490	30.728	316.8							
4	1'07.614	P 25.644				314.3							
5	3'43.403	2'02.577	30.141	39.358	31.327								
6	2'02.460	25.302	28.131	38.075	30.952	321.5							

13th 63 Mike DI MEGLIO Avintia Racing FRA
Runs=2 Total laps=6 Full laps=3

1	2'39.625	46.875	31.397	49.602	31.751								
2	2'02.964	25.420	28.401	38.300	30.843	316.7							
3	1'06.356	P 26.504				311.4							
4	6'44.382	4'34.150	51.546	42.297	36.389								
5	2'07.092	25.766	28.475	38.385	34.466	310.5							
6	2'03.187	25.510	28.329	38.427	30.921	310.2							

14th 13 Anthony WEST AB Motoracing AUS
Runs=2 Total laps=7 Full laps=4

1	3'04.505	1'20.078	29.325	39.867	35.235								
2	2'03.855	25.737	28.337	38.681	31.100	305.7							
3	2'04.449	25.790	28.438	38.937	31.284	318.0							
4	1'08.456	P 27.876				304.1							
5	4'13.424	2'11.915	49.709	40.190	31.610								
6	2'06.128	26.905	29.151	38.735	31.337	315.6							
7	2'03.923	25.587	28.510	38.629	31.197	310.9							

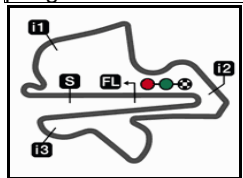
15th 55 Damian CUDLIN E-Motion IodaRacing AUS
Runs=2 Total laps=6 Full laps=2

1	2'19.952	36.569	30.678	40.466	32.239								
2	2'06.051	26.348	29.003	39.150	31.550	307.2							
3	2'17.296	P 26.198	28.916	39.872	42.310	307.6							
4	5'10.052	3'21.534	31.370	43.348	33.800								
5	2'11.970	26.162	29.678	43.809	32.321	308.1							
6	1'15.978	P 26.624				306.6							

Fastest Lap: Maverick VIÑALES Team SUZUKI ECST SPA **2'00.753** 25.018 27.789 37.545 30.401

These data/results cannot be reproduced, stored and/or transmitted in whole or in part by any manner of electronic, mechanical, photocopying, recording, broadcasting or otherwise now known or herein after developed without the previous express consent by the copyright owner, except for reproduction in daily press and regular printed publications on sale to the public within 60 days of the event related to those data/results and always provided that copyright symbol appears together as follows below.
© DORNA, 2015





5543 m.

SHELL MALAYSIA MOTORCYCLE GRAND PRIX

After the Qualifying Nr. 1

Event Best Maximum Speed



Rider	Nation Team	Motorcycle	Km/h	
29 Andrea IANNONE	ITA Ducati Team	DUCATI	339.6	Free Practice Nr. 3
26 Dani PEDROSA	SPA Repsol Honda Team	HONDA	335.7	Free Practice Nr. 4
4 Andrea DOVIZIOSO	ITA Ducati Team	DUCATI	334.6	Free Practice Nr. 3
93 Marc MARQUEZ	SPA Repsol Honda Team	HONDA	332.3	Free Practice Nr. 2
38 Bradley SMITH	GBR Monster Yamaha Tech 3	YAMAHA	330.7	Qualifying Nr. 1
68 Yonny HERNANDEZ	COL Octo Pramac Racing	DUCATI	330.0	Free Practice Nr. 3
35 Cal CRUTCHLOW	GBR LCR Honda	HONDA	329.9	Free Practice Nr. 2
44 Po EspARGARO	SPA Monster Yamaha Tech 3	YAMAHA	329.1	Free Practice Nr. 1
99 Jorge LORENZO	SPA Movistar Yamaha MotoGP	YAMAHA	329.0	Free Practice Nr. 3
46 Valentino ROSSI	ITA Movistar Yamaha MotoGP	YAMAHA	328.4	Free Practice Nr. 1
9 DaniLO PETRUCCI	ITA Octo Pramac Racing	DUCATI	327.6	Qualifying Nr. 1
45 Scott REDDING	GBR EG 0,0 Marc VDS	HONDA	327.6	Free Practice Nr. 3
8 Hector BARBERA	SPA Avintia Racing	DUCATI	326.5	Free Practice Nr. 4
25 Maverick VIÑALES	SPA Team SUZUKI ECSTAR	SUZUKI	326.2	Free Practice Nr. 1
24 Toni ELIAS	SPA Forward Racing	YAMAHA FORWARD	325.8	Qualifying Nr. 1
43 Jack MILLER	AUS LCR Honda	HONDA	325.3	Free Practice Nr. 4
19 Alvaro BAUTISTA	SPA Aprilia Racing Team Gresini	APRILIA	325.3	Free Practice Nr. 3
6 Stefan BRADL	GER Aprilia Racing Team Gresini	APRILIA	324.9	Free Practice Nr. 4
41 Aleix ESPARGARO	SPA Team SUZUKI ECSTAR	SUZUKI	323.7	Free Practice Nr. 1
63 Mike DI MEGLIO	FRA Avintia Racing	DUCATI	322.9	Free Practice Nr. 1
69 Nicky HAYDEN	USA Aspar MotoGP Team	HONDA	322.9	Free Practice Nr. 3
50 Eugene LAVERTY	IRL Aspar MotoGP Team	HONDA	322.8	Free Practice Nr. 3
13 Anthony WEST	AUS AB Motoracing	HONDA	320.8	Free Practice Nr. 1
76 Loris BAZ	FRA Forward Racing	YAMAHA FORWARD	319.5	Free Practice Nr. 4
55 Damian CUDLIN	AUS E-Motion IodaRacing Team	ART	308.3	Free Practice Nr. 1

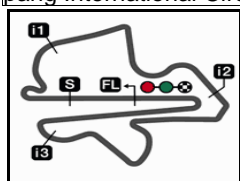
These data/results cannot be reproduced, stored and/or transmitted in whole or in part by any manner of electronic, mechanical, photocopying, recording, broadcasting or otherwise now known or herein after developed without the previous express consent by the copyright owner, except for reproduction in daily press and regular printed publications on sale to the public within 60 days of the event related to those data/results and always provided that copyright symbol appears together as follows below.

© DORNA, 2015

Official MotoGP Timing by TISSOT
www.motogp.com

Sepang, Saturday, October 24, 2015





5543 m.

SHELL MALAYSIA MOTORCYCLE GRAND PRIX

Qualifying Nr. 1

Best Partial Times

MotoGP

IT Ideal Lap Time, sum of the best partial times

BT Best Lap Time

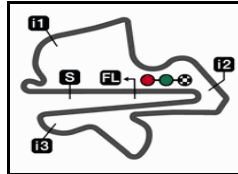
T1		T2		T3		T4				IT	BT	
Pos	Rider	Time	Rider	Time	Rider	Time	Rider	Time	Pos	Rider	IT	BT
1	D.PETRUCCI	24.952	S.REDDING	27.736	B.SMITH	37.482	B.SMITH	30.320	1	B.SMITH	2'00.665	2'00.765 (2)
2	S.REDDING	25.015	B.SMITH	27.768	M.VIÑALES	37.517	D.PETRUCCI	30.339	2	M.VIÑALES	2'00.725	2'00.753 (1)
3	M.VIÑALES	25.018	M.VIÑALES	27.789	S.REDDING	37.645	M.VIÑALES	30.401	3	S.REDDING	2'00.909	2'01.367 (5)
4	B.SMITH	25.095	N.HAYDEN	27.866	A.BAUTISTA	37.765	S.BRADL	30.484	4	D.PETRUCCI	2'01.105	2'01.223 (3)
5	S.BRADL	25.175	S.BRADL	27.889	L.BAZ	37.773	S.REDDING	30.513	5	S.BRADL	2'01.336	2'01.346 (4)
6	L.BAZ	25.184	L.BAZ	27.923	S.BRADL	37.788	Y.HERNANDEZ	30.527	6	Y.HERNANDEZ	2'01.628	2'01.748 (8)
7	Y.HERNANDEZ	25.223	J.MILLER	27.956	Y.HERNANDEZ	37.829	A.BAUTISTA	30.557	7	J.MILLER	2'01.634	2'01.725 (6)
8	J.MILLER	25.233	D.PETRUCCI	27.978	D.PETRUCCI	37.836	J.MILLER	30.596	8	L.BAZ	2'01.651	2'01.862 (10)
9	N.HAYDEN	25.297	A.BAUTISTA	28.044	J.MILLER	37.849	T.ELIAS	30.710	9	A.BAUTISTA	2'01.727	2'01.727 (7)
10	E.LAVERTY	25.302	Y.HERNANDEZ	28.049	N.HAYDEN	37.938	E.LAVERTY	30.728	10	N.HAYDEN	2'01.829	2'01.829 (9)
11	A.BAUTISTA	25.361	E.LAVERTY	28.131	T.ELIAS	37.966	N.HAYDEN	30.728	11	E.LAVERTY	2'02.236	2'02.460 (12)
12	T.ELIAS	25.398	T.ELIAS	28.322	E.LAVERTY	38.075	L.BAZ	30.771	12	T.ELIAS	2'02.396	2'02.415 (11)
13	M.DI MEGLIO	25.420	M.DI MEGLIO	28.329	M.DI MEGLIO	38.300	M.DI MEGLIO	30.843	13	M.DI MEGLIO	2'02.892	2'02.964 (13)
14	A.WEST	25.587	A.WEST	28.337	A.WEST	38.629	A.WEST	31.100	14	A.WEST	2'03.653	2'03.855 (14)
15	D.CUDLIN	26.162	D.CUDLIN	28.916	D.CUDLIN	39.150	D.CUDLIN	31.550	15	D.CUDLIN	2'05.778	2'06.051 (15)

These data/results cannot be reproduced, stored and/or transmitted in whole or in part by any manner of electronic, mechanical, photocopying, recording, broadcasting or otherwise now known or herein after developed without the previous express consent by the copyright owner, except for reproduction in daily press and regular printed publications on sale to the public within 60 days of the event related to those data/results and always provided that copyright symbol appears together as follows below.

© DORNA, 2015

Official MotoGP Timing by **TISSOT**
www.motogp.com





5543 m.

SHELL MALAYSIA MOTORCYCLE GRAND PRIX

Qualifying Nr. 1

Fastest Laps Sequence

<i>Practice Time</i>	 <i>Rider</i>	<i>Nation</i>	<i>Motorcycle</i>	<i>Time</i>	<i>Km/h</i>	<i>Rider's Lap</i>
4'26.003	55 Damian CUDLIN	AUS	ART	2'06.051	158.3	2
4'40.118	6 Stefan BRADL	GER	APRILIA	2'01.722	163.9	2
4'47.895	9 Danilo PETRUCCI	ITA	DUCATI	2'01.425	164.3	2
5'17.328	45 Scott REDDING	GBR	HONDA	2'01.384	164.3	2
5'23.521	38 Bradley SMITH	GBR	YAMAHA	2'01.216	164.6	2
14'32.857	38 Bradley SMITH	GBR	YAMAHA	2'00.765	165.2	6
15'23.830	25 Maverick VIÑALES	SPA	SUZUKI	2'00.753	165.2	6

These data/results cannot be reproduced, stored and/or transmitted in whole or in part by any manner of electronic, mechanical, photocopying, recording, broadcasting or otherwise now known or herein after developed without the previous express consent by the copyright owner, except for reproduction in daily press and regular printed publications on sale to the public within 60 days of the event related to those data/results and always provided that copyright symbol appears together as follows below.

© DORNA, 2015

