



4542 m.

MOTUL TT ASSEN

Qualifying

Classification



	<i>Rider</i>	<i>Nation</i>	<i>Team</i>	<i>Motorcycle</i>	<i>Time</i>	<i>Lap Total</i>	<i>Gap</i>	<i>Top Speed</i>
1	5 Johann ZARCO	FRA	Ajo Motorsport	KALEX	1'36.346	14 21		252.7
2	1 Tito RABAT	SPA	EG 0,0 Marc VDS	KALEX	1'36.633	12 26	0.287 0.287	257.8
3	22 Sam LOWES	GBR	Speed Up Racing	SPEED UP	1'36.878	22 23	0.532 0.245	256.1
4	3 Simone CORSI	ITA	Athinà Forward Racing	KALEX	1'37.393	3 8	1.047 0.515	252.9
5	94 Jonas FOLGER	GER	AGR Team	KALEX	1'37.434	13 21	1.088 0.041	254.2
6	19 Xavier SIMEON	BEL	Federal Oil Gresini Moto2	KALEX	1'37.509	19 20	1.163 0.075	255.7
7	40 Alex RINS	SPA	Paginas Amarillas HP 40	KALEX	1'37.543	17 22	1.197 0.034	257.0
8	12 Thomas LUTHI	SWI	Derendinger Racing Interwetten	KALEX	1'37.585	14 23	1.239 0.042	258.9
9	7 Lorenzo BALDASSARRI	ITA	Athinà Forward Racing	KALEX	1'37.591	20 24	1.245 0.006	254.1
10	30 Takaaki NAKAGAMI	JPN	IDEMITSU Honda Team Asia	KALEX	1'37.598	20 23	1.252 0.007	253.2
11	49 Axel PONS	SPA	AGR Team	KALEX	1'37.604	4 19	1.258 0.006	253.6
12	60 Julian SIMON	SPA	QMMF Racing Team	SPEED UP	1'37.632	15 15	1.286 0.028	258.8
13	73 Alex MARQUEZ	SPA	EG 0,0 Marc VDS	KALEX	1'37.638	18 20	1.292 0.006	255.1
14	11 Sandro CORTESE	GER	Dynavolt Intact GP	KALEX	1'37.650	19 20	1.304 0.012	257.2
15	36 Mika KALLIO	FIN	Italtrans Racing Team	KALEX	1'37.717	22 22	1.371 0.067	255.1
16	77 Dominique AEGERTER	SWI	Technomag Racing Interwetten	KALEX	1'37.764	19 21	1.418 0.047	256.9
17	23 Marcel SCHROTTER	GER	Tech 3	TECH 3	1'37.790	18 18	1.444 0.026	253.2
18	4 Randy KRUMMENACHER	SWI	JIR Racing Team	KALEX	1'38.042	20 22	1.696 0.252	250.8
19	55 Hafizh SYAHRIN	MAL	Petronas Raceline Malaysia	KALEX	1'38.104	20 21	1.758 0.062	255.0
20	21 Franco MORBIDELLI	ITA	Italtrans Racing Team	KALEX	1'38.142	21 21	1.796 0.038	253.9
21	39 Luis SALOM	SPA	Paginas Amarillas HP 40	KALEX	1'38.175	22 22	1.829 0.033	255.4
22	88 Ricard CARDUS	SPA	Tech 3	TECH 3	1'38.222	3 21	1.876 0.047	257.0
23	95 Anthony WEST	AUS	QMMF Racing Team	SPEED UP	1'38.262	23 24	1.916 0.040	252.8
24	25 Azlan SHAH	MAL	IDEMITSU Honda Team Asia	KALEX	1'38.551	14 24	2.205 0.289	252.2
25	96 Louis ROSSI	FRA	Tasca Racing Scuderia Moto2	TECH 3	1'38.997	15 20	2.651 0.446	253.6
26	70 Robin MULHAUSER	SWI	Technomag Racing Interwetten	KALEX	1'39.019	14 20	2.673 0.022	253.6
27	15 Ratthapark WILAIROT	THA	JPMoto Malaysia	SUTER	1'39.169	10 15	2.823 0.150	254.2
28	66 Florian ALT	GER	E-Motion IodaRacing Team	SUTER	1'39.273	8 20	2.927 0.104	253.1
29	2 Jesko RAFFIN	SWI	sports-millions-EMWE-SAG	KALEX	1'39.298	16 22	2.952 0.025	255.9
30	10 Thitipong WAROKORN	THA	APH PTT The Pizza SAG	KALEX	1'39.991	22 22	3.645 0.693	252.9
31	13 Jasper IWEMA	NED	Abbink GP	SPEED UP	1'40.717	16 19	4.371 0.726	258.0

Practice condition: Dry

Air: 23°

Humidity: 52%

Ground: 35°

Fastest Lap:	Lap: 14	Johann ZARCO	1'36.346	169.7 Km/h
Circuit Record Lap:	2012	Marc MARQUEZ	1'38.391	166.1 Km/h
Circuit Best Lap:	2015	Johann ZARCO	1'36.346	169.7 Km/h

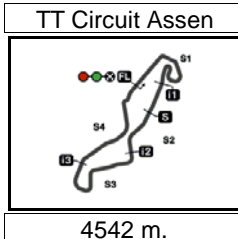
The results are provisional until the end of the limit for protest and appeals.

Time limit for protest expires 30' after publication of the results - Mr. Time:

These data/results cannot be reproduced, stored and/or transmitted in whole or in part by any manner of electronic, mechanical, photocopying, recording, broadcasting or otherwise now known or herein after developed without the previous express consent by the copyright owner, except for reproduction in daily press and regular printed publications on sale to the public within 60 days of the event related to those data/results and always provided that copyright symbol appears together as follows below.

© DORNA, 2015





4542 m.

MOTUL TT ASSEN

Qualifying

Top Speed & Average

21A



Rider	Nation	Motorcycle	Top 5 speeds					Average	Top
12 Thomas LUTHI	SWI	KALEX	258.9	257.6	257.0	256.4	256.4	257.3	258.9
60 Julian SIMON	SPA	SPEED UP	258.8	256.4	255.3	255.3	255.1	256.2	258.8
13 Jasper IWEMA	NED	SPEED UP	258.0	256.8	256.4	256.2	254.7	256.4	258.0
1 Tito RABAT	SPA	KALEX	257.8	257.3	256.3	255.9	255.3	256.5	257.8
11 Sandro CORTESE	GER	KALEX	257.2	257.1	257.0	256.6	256.6	256.9	257.2
40 Alex RINS	SPA	KALEX	257.0	255.3	254.4	254.2	253.5	254.7	257.0
88 Ricard CARDUS	SPA	TECH 3	257.0	254.7	254.7	254.7	253.2	254.6	257.0
77 Dominique AEGERTER	SWI	KALEX	256.9	255.6	255.5	254.8	253.9	255.1	256.9
22 Sam LOWES	GBR	SPEED UP	256.1	255.3	254.6	254.5	253.9	254.9	256.1
2 Jesko RAFFIN	SWI	KALEX	255.9	252.9	252.4	251.8	251.3	252.9	255.9
19 Xavier SIMEON	BEL	KALEX	255.7	254.3	253.7	252.4	252.2	253.7	255.7
39 Luis SALOM	SPA	KALEX	255.4	255.2	254.8	254.8	254.3	254.9	255.4
73 Alex MARQUEZ	SPA	KALEX	255.1	253.4	253.2	252.7	251.9	253.3	255.1
36 Mika KALLIO	FIN	KALEX	255.1	254.4	254.1	253.9	253.3	254.2	255.1
55 Hafizh SYAHRIN	MAL	KALEX	255.0	254.8	254.8	253.7	253.4	254.2	255.0
94 Jonas FOLGER	GER	KALEX	254.2	252.8	251.6	251.5	251.1	252.1	254.2
15 Ratthapark WILAIROT	THA	SUTER	254.2	252.8	252.0	251.7	250.8	252.3	254.2
7 Lorenzo BALDASSARRI	ITA	KALEX	254.1	253.9	252.9	251.6	251.5	252.8	254.1
21 Franco MORBIDELLI	ITA	KALEX	253.9	253.4	252.9	252.9	252.7	253.2	253.9
49 Axel PONS	SPA	KALEX	253.6	253.6	253.2	252.8	252.2	253.1	253.6
70 Robin MULHAUSER	SWI	KALEX	253.6	252.7	252.4	252.3	252.1	252.6	253.6
96 Louis ROSSI	FRA	TECH 3	253.6	252.4	251.8	251.8	251.7	252.3	253.6
30 Takaaki NAKAGAMI	JPN	KALEX	253.2	252.6	252.6	252.6	252.5	252.7	253.2
23 Marcel SCHROTTER	GER	TECH 3	253.2	251.0	250.6	250.0	249.8	250.7	253.2
66 Florian ALT	GER	SUTER	253.1	252.7	251.2	250.5	250.4	251.6	253.1
3 Simone CORSI	ITA	KALEX	252.9	252.6	252.0	252.0	251.9	252.3	252.9
10 Thitipong WAROKORN	THA	KALEX	252.9	251.7	251.3	250.9	250.7	251.5	252.9
95 Anthony WEST	AUS	SPEED UP	252.8	252.5	252.3	252.1	252.1	252.4	252.8
5 Johann ZARCO	FRA	KALEX	252.7	252.5	252.5	252.1	251.8	252.3	252.7
25 Azlan SHAH	MAL	KALEX	252.2	251.9	251.5	251.3	251.2	251.6	252.2
4 Randy KRUMMENACHER	SWI	KALEX	250.8	249.1	249.0	248.3	248.3	249.1	250.8

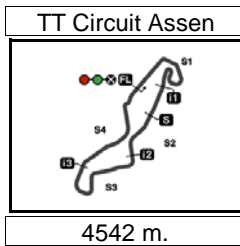
These data/results cannot be reproduced, stored and/or transmitted in whole or in part by any manner of electronic, mechanical, photocopying, recording, broadcasting or otherwise now known or herein after developed without the previous express consent by the copyright owner, except for reproduction in daily press and regular printed publications on sale to the public within 60 days of the event related to those data/results and always provided that copyright symbol appears together as follows below.

© DORNA, 2015

Official MotoGP Timing by TISSOT
www.motogp.com



Assen, Friday, June 26, 2015



MOTUL TT ASSEN

Qualifying

Chronological Analysis of Performances



		<i>T1 Time from finish line to 1st intermediate</i>					<i>T3 Time from 2nd intermed. to 3rd intermed.</i>								
		<i>T2 Time from 1st intermed. to 2nd intermed.</i>					<i>T4 Time from 3rd intermediate to finish line</i>								
<i>P Crossing the finish line in pit lane</i>	<i>Lap</i>	<i>Lap Time</i>	<i>T1</i>	<i>T2</i>	<i>T3</i>	<i>T4</i>	<i>Speed</i>	<i>Lap</i>	<i>Lap Time</i>	<i>T1</i>	<i>T2</i>	<i>T3</i>	<i>T4</i>	<i>Speed</i>	
1st	5	Johann ZARCO Ajo Motorsport FRA													
		Runs=3	Total laps=21			Full laps=16									
1	2'37.587	1'29.890	15.766	28.759	23.172	245.8									
2	1'37.968	32.299	15.217	27.848	22.604	247.8									
3	1'37.467	32.107	15.091	27.846	22.423	250.8									
4	1'37.564	31.995	15.108	27.863	22.598	251.3									
5	1'37.226	31.962	15.046	27.766	22.452	251.2									
6	1'37.763	31.897	15.046	27.898	22.922	250.1									
7	1'37.487	32.042	15.088	27.899	22.458	251.8									
8	1'50.959	37.953	15.531	34.241	23.234	248.9									
9	1'37.369	32.061	15.093	27.900	22.315	252.5									
10	1'37.269	32.107	15.062	27.725	22.375	252.7									
11	1'47.122 P	33.206	15.571	28.951	29.394	250.2									
12	6'01.108	4'54.192	15.618	28.452	22.846	249.1									
13	1'36.655	31.941	15.006	27.459	22.249	252.5									
14	1'36.346	31.661	14.927	27.548	22.210	252.1									
15	1'45.753	35.988	17.401	29.747	22.617	221.3									
16	1'49.535 P	35.334	15.934	28.871	29.396	245.6									
17	7'38.122	6'30.575	15.777	28.885	22.885	246.5									
18	1'37.898	32.187	15.233	27.934	22.544	247.5									
19	1'37.474	32.121	15.181	27.816	22.356	249.5									
20	1'37.719	32.044	15.162	27.958	22.555	248.1									
21	1'37.607	32.129	15.172	27.858	22.448	250.0									
2nd	1	Tito RABAT EG 0,0 Marc VDS SPA													
		Runs=3	Total laps=26			Full laps=21									
1	1'40.873	33.287	15.601	28.865	23.120	249.5									
2	1'38.354	32.460	15.152	28.091	22.651	253.2									
3	1'37.658	32.067	15.048	27.931	22.612	253.7									
4	1'37.360	31.957	15.082	27.828	22.493	255.0									
5	1'37.448	31.894	15.020	27.888	22.646	255.3									
6	1'37.328	31.976	14.967	27.866	22.519	253.6									
7	1'36.887	31.812	15.010	27.727	22.338	252.5									
8	1'53.412 P	35.830	16.594	29.406	31.582	225.1									
9	3'09.591	2'03.715	15.394	27.922	22.560	249.5									
10	1'37.505	32.023	15.138	27.868	22.476	253.5									
11	1'36.818	31.751	15.002	27.712	22.353	253.6									
12	1'36.633	31.752	14.967	27.677	22.237	253.5									
13	1'37.256	31.986	14.908	27.943	22.419	257.8									
14	1'36.889	31.764	14.952	27.758	22.415	255.1									
15	1'37.483	32.151	14.936	28.008	22.388	255.9									
16	1'36.994	31.967	14.882	27.780	22.365	257.3									
17	1'36.922	31.900	14.886	27.710	22.426	256.3									
18	1'45.839 P	31.714	14.953	29.330	29.842	254.0									
19	3'20.523	2'14.577	15.209	28.089	22.648	252.3									
20	1'37.135	32.005	15.020	27.724	22.386	252.7									
21	1'37.029	31.875	14.981	27.839	22.334	253.8									
22	1'36.845	31.942	14.956	27.694	22.253	253.6									
23	1'37.037	31.912	14.918	27.745	22.462	254.5									
24	1'37.193	31.856	14.978	27.726	22.633	252.6									
25	1'37.206	31.990	14.926	27.833	22.457	254.1									
26	1'37.234	32.000	14.963	27.833	22.438	255.0									
3rd	22	Sam LOWES Speed Up Racing GBR													
		Runs=3	Total laps=23			Full laps=18									
1	2'24.042	1'16.253	15.973	28.633	23.183	248.5									
2	1'38.552	32.635	15.193	27.975	22.749	252.6									
3	1'38.032	32.261	15.118	27.929	22.724	245.6									
4	1'37.591	32.040	15.079	27.914	22.558	253.3									
5	1'38.881	31.981	14.992	27.945	23.963	253.5									
6	1'50.391	42.432	16.945	28.275	22.739	228.5									
7	1'37.374	32.078	15.053	27.783	22.460	251.3									
8	1'45.603	32.296	16.009	34.369	22.929	253.8									
9	1'37.875	32.276	15.027	28.036	22.536	252.3									
10	1'37.890	32.108	15.055	28.161	22.566	253.0									
11	1'54.722 P	38.157	16.822	29.155	30.588	220.5									
12	5'07.807	4'02.096	15.210	28.046	22.455										
13	1'37.769	32.152	15.283	27.940	22.394	253.9									
14	1'37.756	32.197	15.084	27.993	22.482	253.6									
15	1'45.057	39.383	15.217	28.037	22.420	254.5									
16	1'37.455	32.085	14.937	27.824	22.609	254.6									
17	1'47.913 P	33.173	15.402	28.754	30.584	252.2									
18	4'37.109	3'25.179	20.131	29.118	22.681	194.6									
19	1'37.337	32.188	14.986	27.807	22.356	253.5									
20	1'37.085	31.972	14.965	27.853	22.295	255.3									
21	1'55.912	46.825	18.375	28.206	22.506	177.9									
22	1'36.878	31.909	14.980	27.690	22.299	251.9									
23	1'37.155	31.958	15.064	27.852	22.281	256.1									
4th	3	Simone CORSI Athina Forward Racin ITA													
		Runs=2	Total laps=9			Full laps=5									
1	2'18.515	1'09.594	16.123	29.132	23.666	246.6									
2	1'38.871	32.751	15.304	28.148	22.668	252.0									
3	1'37.393	32.120	15.035	27.842	22.396	250.7									
4	1'38.900	32.466	15.234	28.605	22.595	252.9									
5	1'37.706	32.087	15.039	28.079	22.501	251.9									
6	1'37.824	32.244	15.066	27.998	22.516	252.0									
7	1'42.506	34.008	17.099	28.684	22.715	225.3									
unfinished		32.280	15.041			252.6									
8	28'16.157 P		18.303	33.460	30.867	226.5									
5th	94	Jonas FOLGER AGR Team GER													
		Runs=3	Total laps=21			Full laps=16									
1	1'41.721	34.347	15.570	28.643	23.161	252.8									
2	1'38.629	32.392	15.118	28.192	22.927	254.2									
3	1'37.708	32.225	15.086	27.781	22.616	249.3									
4	1'37.610	32.073	15.088	27.862	22.587	250.8									
5	1'41.684	32.261	15.440	30.874	23.109	249.5									
6	1'38.370	32.471	15.122	28.117	22.660	251.1									
7	1'38.085	32.286	15.089	28.075	22.635	251.6									
8	1'37.981	32.208	15.110	27.971	22.692	249.5									
9	1'57.897 P	36.981	18.989	30.830	31.097	150.2									
10	10'58.597	9'48.201	16.878	30.628	22.890	211.6									
11	1'38.635	32.627	15.284	28.129	22.595	247.8									

Fastest Lap: Johann ZARCO Ajo Motorsport FRA **1'36.346** 31.661 14.927 27.548 22.210

These data/results cannot be reproduced, stored and/or transmitted in whole or in part by any manner of electronic, mechanical, photocopying, recording, broadcasting or otherwise now known or herein after developed without the previous express consent by the copyright owner, except for reproduction in daily press and regular printed publications on sale to the public within 60 days of the event related to those data/results and always provided that copyright symbol appears together as follows below.
© DORNA, 2015



Qualifying

Moto2

Lap	Lap Time	T1	T2	T3	T4	Speed	Lap	Lap Time	T1	T2	T3	T4	Speed
12	1'37.665	32.161	15.080	27.912	22.512	250.5	3	1'38.812	32.559	15.153	28.208	22.892	255.8
13	1'37.434	32.091	15.037	27.841	22.465	248.4	4	1'38.608	32.400	15.233	28.171	22.804	257.0
14	1'37.650	32.090	15.079	27.977	22.504	251.5	5	1'45.813 P	32.542	15.324	29.240	28.707	256.3
15	1'54.991 P	39.632	16.081	29.355	29.923	248.7	6	6'38.515	5'30.394	15.837	29.006	23.278	247.9
16	3'46.508	2'38.837	15.506	29.289	22.876	249.0	7	1'38.359	32.366	15.186	28.206	22.601	253.3
17	1'40.181	32.361	15.025	29.919	22.876	250.8	8	1'38.492	32.147	15.218	28.157	22.970	257.6
18	1'38.403	32.645	15.181	28.090	22.487	248.9	9	1'37.786	32.165	15.117	27.952	22.552	253.9
19	1'37.889	32.247	15.138	28.013	22.491	250.1	10	1'54.018	36.997	18.712	34.891	23.418	195.5
20	1'37.881	32.229	15.120	27.938	22.594	248.6	11	1'37.785	32.145	15.096	28.084	22.460	256.4
21	1'41.421	32.378	15.114	27.996	25.933	251.1	12	1'37.672	32.118	15.099	27.948	22.507	255.0

6th 19 Xavier SIMEON Federal Oil Gresini Mo BEL
 Runs=3 Total laps=20 Full laps=15

1	1'47.830	38.929	15.800	29.174	23.927	248.3
2	1'39.292	32.869	15.513	28.198	22.712	251.9
3	1'38.455	32.545	15.199	28.091	22.620	250.2
4	1'37.927	32.344	15.081	28.012	22.490	255.7
5	1'37.979	32.227	15.065	28.031	22.656	251.8
6	1'37.765	32.189	15.043	27.989	22.544	253.7
7	1'40.708	33.465	15.721	28.635	22.887	244.1
8	1'37.639	32.278	15.003	27.948	22.410	254.3
9	1'47.132 P	33.823	15.303	28.812	29.194	248.6
10	8'24.502	7'17.342	15.508	29.082	22.570	247.4
11	1'38.402	32.478	15.135	28.169	22.620	250.0
12	1'38.117	32.308	15.129	28.118	22.562	252.4
13	1'45.142	32.429	15.090	30.262	27.361	251.9
14	1'46.595 P	32.708	15.725	28.707	29.455	247.6
15	6'58.562	5'46.659	17.184	31.541	23.178	221.0
16	1'51.498	32.502	15.298	33.195	30.503	249.3
17	1'37.920	32.355	15.170	27.951	22.444	251.1
18	1'37.728	32.110	15.039	27.855	22.724	252.2
19	1'37.509	32.085	15.054	27.937	22.433	251.6
20	1'37.673	32.116	15.021	28.099	22.437	251.2

7th 40 Alex RINS Paginas Amarillas HP SPA
 Runs=3 Total laps=22 Full laps=17

1	2'02.912	52.825	16.343	29.293	24.451	250.2
2	1'39.205	32.840	15.223	28.258	22.884	252.8
3	1'38.453	32.350	15.159	28.062	22.882	253.1
4	1'38.085	32.151	15.145	28.174	22.615	253.2
5	1'56.927	37.304	18.698	37.129	23.796	188.9
6	1'55.310 P	32.808	20.491	29.651	32.360	150.8
7	4'39.236	3'25.227	15.927	32.272	25.810	250.2
8	1'38.945	32.618	15.149	28.295	22.883	252.6
9	1'38.802	32.473	15.038	28.292	22.999	253.5
10	1'38.484	32.428	15.088	28.187	22.781	252.3
11	1'38.624	32.509	15.113	28.216	22.786	254.4
12	1'53.523 P	36.057	15.927	29.461	32.078	252.2
13	6'27.748	5'18.426	16.664	29.184	23.474	250.1
14	1'38.790	32.625	15.219	28.196	22.750	250.2
15	1'38.082	32.298	15.032	28.023	22.729	254.2
16	1'38.556	32.215	15.056	28.217	23.068	257.0
17	1'37.543	32.203	15.034	27.847	22.459	249.1
18	1'39.038	32.738	15.340	28.294	22.666	252.1
19	1'38.087	32.127	15.109	28.145	22.706	251.1
20	1'50.441	36.729	15.950	34.378	23.384	233.5
21	1'37.864	32.207	15.077	28.020	22.560	253.5
22	1'38.071	32.326	15.030	28.037	22.678	255.3

8th 12 Thomas LUTHI Derendinger Racing In SWI
 Runs=2 Total laps=23 Full laps=20

1	2'39.139	1'31.636	15.608	28.908	22.987	254.0
2	1'39.205	32.834	15.219	28.293	22.859	254.2

14 1'37.585 32.152 15.033 27.925
15 1'38.088 32.164 15.068 28.055 22.801 255.1

16	1'58.317	38.713	18.672	36.927	24.005	193.1
17	1'54.324	32.271	15.142	34.139	32.772	254.8
18	2'06.497	42.663	28.893	32.017	22.924	117.7
19	1'38.450	32.612	15.240	28.139	22.459	255.0
20	1'38.611	32.218	15.120	28.100	23.173	256.1
21	1'42.279	32.254	15.648	31.130	23.247	258.9
22	1'37.801	32.152	15.078	28.035	22.536	255.8
23	1'37.808	32.146	15.136	27.999	22.527	253.3

9th 7 Lorenzo BALDASSA Athina Forward Racin ITA
 Runs=2 Total laps=24 Full laps=21

1	2'08.279	59.488	16.230	29.280	23.281	241.3
2	1'38.857	32.670	15.337	28.127	22.723	248.2
3	1'38.560	32.535	15.342	27.981	22.702	247.6
4	1'38.644	32.374	15.280	28.087	22.903	249.8
5	1'42.657	32.792	17.927	28.977	22.961	193.9
6	1'38.329	32.346	15.245	28.033	22.705	250.8
7	1'38.423	32.335	15.299	28.084	22.705	251.6
8	1'38.295	32.383	15.236	28.068	22.608	249.6
9	1'46.488	32.507	15.297	33.587	25.097	249.8
10	1'38.488	32.266	15.325	28.083	22.814	249.5
11	1'38.438	32.339	15.286	28.129	22.684	250.0
12	1'38.502	32.221	15.237	28.209	22.835	250.5
13	1'41.104	35.052	15.230	28.144	22.678	253.9
14	1'45.140	36.658	15.937	29.072	23.473	246.1
15	1'38.492	32.473	15.342	28.061	22.616	250.4
16	1'41.033	34.749	15.333	28.210	22.741	254.1
17	1'48.008 P	34.411	15.552	29.102	28.943	250.5
18	7'09.864	5'57.516	17.924	31.308	23.116	235.0
19	1'38.542	32.497	15.374	28.240	22.431	245.4
20	1'37.591	32.251	15.120	27.767	22.453	250.4
21	1'37.839	32.203	15.214	27.915	22.507	248.6
22	1'40.900	32.383	17.776	28.278	22.463	179.9
23	1'37.769	32.116	15.161	28.062	22.430	252.9
24	1'38.269	32.355	15.245	28.088	22.581	251.5

10th 30 Takaaki NAKAGAMI IDEMITSU Honda Tea JPN
 Runs=3 Total laps=23 Full laps=18

1	2'13.017	1'00.406	15.941	30.050	26.620	249.3
2	1'39.739	33.164	15.324	28.361	22.890	249.1
3	1'38.554	32.470	15.183	28.183	22.718	250.7
4	1'37.921	32.364	15.083	27.982	22.492	252.6
5	1'38.705	32.234	15.106	28.353	23.012	252.2
6	1'43.886	37.655	15.233	28.369	22.629	250.5
7	1'38.607	32.412	15.198	28.371	22.626	252.5
8	1'38.168	32.388	15.128	28.062	22.590	251.3
9	1'48.730 P	33.895	15.548	29.605	29.682	252.6
10	4'37.235	3'30.191	15.462	28.627	22.955	249.8
11	1'38.804	32.779	15.239	28.213	22.573	249.9
12	1'39.906	33.633	15.346	28.195	22.732	249.7

Fastest Lap: Johann ZARCO Ajo Motorsport FRA 1'36.346 31.661 14.927 27.548 22.210

These data/results cannot be reproduced, stored and/or transmitted in whole or in part by any manner of electronic, mechanical, photocopying, recording, broadcasting or otherwise now known or herein after developed without the previous express consent by the copyright owner, except for reproduction in daily press and regular printed publications on sale to the public within 60 days of the event related to those data/results and always provided that copyright symbol appears together as follows below.
 © DORNA, 2015



Qualifying

Moto2

Lap	Lap Time	T1	T2	T3	T4	Speed	Lap	Lap Time	T1	T2	T3	T4	Speed
13	1'38.528	32.460	15.198	28.285	22.585	252.1	10	5'30.632	4'22.916	15.633	28.930	23.153	249.8
14	1'38.360	32.463	15.137	28.121	22.639	253.2	11	1'38.593	32.651	15.148	28.064	22.730	250.7
15	1'38.342	32.420	15.205	28.125	22.592	251.3	12	1'39.789	32.313	15.138	29.624	22.714	251.9
16	1'48.558 P	33.528	15.620	29.478	29.932	248.4	13	1'38.295	32.494	15.124	28.075	22.602	251.6
17	4'40.638	3'32.907	15.759	29.020	22.952	246.8	14	1'38.902	32.747	15.189	28.193	22.773	251.8
18	1'38.397	32.506	15.196	28.125	22.570	252.6	15	1'48.777 P	35.078	15.700	28.961	29.038	247.4
19	1'42.573	36.605	15.305	28.170	22.493	247.7	16	5'55.837	4'41.201	15.586	30.854	28.196	249.3
20	1'37.598	32.264	15.065	27.897	22.372	250.8	17	1'38.120	32.383	15.270	27.886	22.581	248.4
21	1'48.813	40.273	16.779	28.800	22.961	236.0	18	1'37.638	32.139	15.175	27.861	22.463	249.4
22	1'38.988	33.012	15.339	28.154	22.483	251.4	19	1'49.511	41.238	15.820	29.021	23.432	244.1
23	1'38.380	32.594	15.110	28.174	22.502	250.1	20	2'27.814 P	1'07.983	17.735	31.974	30.122	210.5

11th 49 Axel PONS		AGR Team					SPA						
		Runs=3	Total laps=19			Full laps=14							
1	2'37.835	1'30.182	15.832	28.807	23.014	249.4							
2	1'37.931	32.416	15.165	27.894	22.456	252.8							
3	1'37.744	32.278	15.053	27.924	22.489	253.2							
4	1'37.604	32.151	15.054	27.920	22.479	253.6							
5	1'37.608	32.154	14.940	28.008	22.506	253.6							
6	1'53.250 P	38.033	15.963	28.659	30.595	246.0							
7	8'17.486	7'02.568	16.168	31.126	27.624	250.0							
8	1'39.688	33.127	15.104	28.243	23.214	251.3							
9	1'38.457	32.470	15.140	28.236	22.611	252.2							
10	1'38.528	32.541	15.156	28.177	22.654	251.0							
11	1'38.494	32.394	15.158	28.326	22.616	251.6							
12	1'52.559 P	38.374	15.359	28.561	30.265	249.4							
13	7'07.748	5'47.230	16.291	33.049	31.178	242.4							
14	2'05.080	46.010	18.348	37.970	22.752	218.9							
15	1'39.481	34.015	15.160	28.052	22.254	249.5							
16	1'38.156	32.341	14.981	28.221	22.613	251.9							
17	1'47.773	36.116	16.011	31.941	23.705	250.9							
18	1'37.933	32.280	14.962	28.175	22.516	249.8							
19	1'37.797	32.269	15.001	28.174	22.353	250.4							

12th 60 Julian SIMON		QMMF Racing Team					SPA						
		Runs=2	Total laps=15			Full laps=12							
1	17'22.709	16'12.343	16.383	30.104	23.879	240.0							
2	1'39.521	32.863	15.259	28.528	22.871	251.9							
3	1'39.068	32.423	15.244	28.442	22.959	253.4							
4	1'38.822	32.479	15.129	28.402	22.812	254.2							
5	1'38.653	32.392	15.187	28.352	22.722	255.3							
6	1'47.551 P	34.561	16.068	28.791	28.131	242.6							
7	6'42.419	5'35.451	15.897	28.433	22.638	244.0							
8	1'37.897	32.192	15.175	28.049	22.481	252.8							
9	1'37.846	32.133	15.097	28.023	22.593	256.4							
10	1'47.690	36.018	19.958	29.169	22.545	189.9							
11	1'37.649	32.180	14.947	27.941	22.581	255.3							
12	1'37.738	32.105	14.994	28.060	22.579	253.5							
13	1'56.187	42.823	21.751	29.039	22.574	209.9							
14	1'37.784	32.189	14.989	28.091	22.515	255.1							
15	1'37.632	32.162	14.929	28.081	22.460	258.8							

13th 73 Alex MARQUEZ		EG 0,0 Marc VDS					SPA						
		Runs=3	Total laps=20			Full laps=14							
1	1'42.145	34.268	15.815	28.919	23.143	248.1							
2	1'38.523	32.708	15.120	28.045	22.650	251.5							
3	1'38.233	32.537	15.000	27.914	22.782	253.2							
4	1'45.017	37.238	15.467	28.649	23.663	253.4							
5	1'37.728	32.280	15.034	27.927	22.487	252.7							
6	1'37.887	32.187	15.054	27.921	22.725	255.1							
7	1'39.545	33.159	15.430	28.078	22.878	249.5							
8	1'38.360	32.567	15.081	28.071	22.641	251.3							
9	1'45.623 P	32.990	15.371	28.701	28.561	251.8							



14th 11 Sandro CORTESE		Dynavolt Intact GP					GER						
		Runs=3	Total laps=20			Full laps=15							
1	2'03.105	53.072	16.275	29.287	24.471	252.8							
2	1'39.325	32.893	15.334	28.296	22.802	257.0							
3	1'38.600	32.507	15.177	28.081	22.835	255.8							
4	1'38.345	32.440	15.164	28.091	22.650	257.2							
5	1'56.648	34.535	19.692	36.616	25.805	170.1							
6	1'54.822 P	32.561	15.601	34.832	31.828	254.7							
7	5'39.428	4'32.068	15.811	28.464	23.085	253.9							
8	1'38.566	32.519	15.214	28.069	22.764	256.1							
9	1'38.100	32.170	15.144	28.135	22.651	256.6							
10	1'38.708	32.439	15.185	28.228	22.856	255.3							
11	1'46.813	35.972	16.187	31.360	23.294	245.8							
12	1'37.984	32.280	15.111	28.002	22.591	257.1							
13	1'47.846 P	33.470	15.524	28.848	30.004	254.7							
14	8'43.995	7'35.388	15.791	29.539	23.277	246.8							
15	1'38.265	32.444	15.105	28.019	22.697	255.6							
16	1'38.003	32.497	15.089	28.035	22.382	254.4							
17	1'37.929	32.295	15.132	28.021	22.481	256.6							
18	1'48.320	33.916	17.088	33.724	23.592	218.0							
19	1'37.650	32.185	15.020	27.993	22.452	254.6							
20	1'37.997	32.280	15.039	28.177	22.501	255.5							

15th 36 Mika KALLIO		Italtrans Racing Team					FIN						
		Runs=2	Total laps=22			Full laps=19							
1	1'52.301	44.071	15.699	29.051	23.480	250.2							
2	1'39.253	32.804	15.286	28.290	22.873	253.3							
3	1'39.425	32.633	15.137	28.209	23.446	251.3							
4	1'44.158	35.486	17.131	28.572	22.969	210.1							
5	1'38.946	32.713	15.141	28.249	22.843	253.9							
6	1'38.586	32.422	15.137	28.328	22.699	252.9							
7	1'38.435	32.446	15.103	28.251	22.635	254.4							
8	1'40.679	33.168	15.930	28.772	22.809	240.4							
9	1'38.827	32.571	15.157	28.374	22.725	251.8							
10	1'48.130 P	33.926	15.952	28.969	29.283	241.1							
11	10'32.510	9'24.160	16.087	29.064	23.199	246.4							
12	1'39.359	32.958	15.310	28.372	22.719	250.8							
13	1'38.689	32.480	15.224	28.196	22.789	250.9							
14	1'38.471	32.409	15.194	28.254	22.614	252.1							
15	1'39.908	33.636	15.088	28.267	22.917	255.1							
16	1'40.336	32.440	15.117	29.901	22.878	252.5							
17	1'40.323	32.450	15.109	28.177	24.587	251.3							
18	1'42.419	35.562	15.862	28.111	22.884	234.5							
19	1'38.195	32.422	15.090	28.224	22.459	252.5							
20	1'50.595	36.488	16.707	32.447	24.953	221.4							
21	1'40.263	32.488	15.176	29.613	22.986	252.1							
22	1'37.717	32.199	15.005	28.064	22.449	254.1							

16th 77 Dominique AEGERT		Technomag Racing In					SWI						
		Runs=3	Total laps=21			Full laps=16							
1	1'42.476	33.707	15.765	29.012	23.992	249.2							

Qualifying

Moto2

Lap	Lap Time	T1	T2	T3	T4	Speed	Lap	Lap Time	T1	T2	T3	T4	Speed
2	1'38.393	32.507	15.218	28.049	22.619	256.9	20	1'38.042	32.488	15.101	28.024	22.429	246.1
3	1'38.088	32.443	15.080	27.904	22.661	255.6	21	1'38.893	32.918	15.161	28.209	22.605	245.6
4	1'37.952	32.268	15.060	28.053	22.571	255.5	22	1'54.383 P	36.071	15.813	29.804	32.695	241.5
5	1'42.557	32.401	15.166	31.521	23.469	253.9	19th 55 Hafizh SYAHRIN Petronas Raceline Mal MAL						
6	1'37.906	32.226	15.128	27.982	22.570	251.6	Runs=3 Total laps=21 Full laps=16						
7	1'37.868	32.203	15.122	28.020	22.523	253.9	1	2'04.251	52.782	17.212	30.479	23.778	229.3
8	1'37.940	32.225	15.161	28.048	22.506	250.4	2	1'39.691	33.100	15.287	28.302	23.002	252.2
9	1'55.909 P	39.549	15.544	30.528	30.288	250.8	3	1'51.418	41.648	17.326	29.710	22.734	216.0
10	6'23.965	5'12.172	15.631	29.142	27.020	249.5	4	1'38.594	32.312	15.224	28.283	22.775	255.0
11	1'38.525	32.438	15.195	28.142	22.750	250.6	5	1'43.067	32.334	15.181	28.320	27.232	254.8
12	1'38.372	32.355	15.235	28.087	22.695	253.4	6	1'50.978	38.734	15.908	33.505	22.831	245.3
13	1'55.227 P	38.917	15.779	30.499	30.032	250.1	7	1'38.415	32.256	15.119	28.120	22.920	253.4
14	7'12.939	6'02.287	18.222	29.398	23.032	186.6	8	1'47.794	35.029	15.349	34.186	23.230	250.5
15	1'38.019	32.350	15.207	27.881	22.581	251.2	9	1'38.212	32.332	15.142	28.083	22.655	254.8
16	1'37.886	32.351	15.183	27.942	22.410	251.4	10	1'53.123 P	33.880	16.423	31.308	31.512	240.5
17	2'00.294	38.224	15.479	40.180	26.411	248.3	11	7'31.609	6'20.758	16.290	31.758	22.803	241.3
18	1'37.902	32.272	15.181	27.911	22.538	252.2	12	1'38.410	32.296	15.143	28.086	22.885	253.7
19	1'37.764	32.179	15.179	27.868	22.538	251.2	13	1'49.503 P	33.357	15.561	29.150	31.435	248.9
20	1'37.945	32.189	15.160	28.056	22.540	254.8	14	3'55.955	2'35.677	18.032	39.045	23.201	198.0
21	1'38.028	32.141	15.137	28.121	22.629	251.6	15	1'51.149	36.168	17.017	35.179	22.785	224.2
17th 23 Marcel SCHROTTE Tech 3 GER							20th 21 Franco MORBIDELL Italtrans Racing Team ITA						
Runs=3 Total laps=18 Full laps=13							Runs=3 Total laps=21 Full laps=16						
1	2'03.435	51.349	17.435	29.199	25.452	225.0	1	2'03.496	53.933	16.102	29.323	24.138	248.6
2	1'40.118	33.385	15.447	28.472	22.814	249.8	2	1'39.310	32.855	15.319	28.429	22.707	252.9
3	1'39.638	32.759	15.407	28.307	23.165	253.2	3	1'38.590	32.437	15.231	28.208	22.714	253.9
4	1'38.721	32.454	15.361	28.035	22.871	249.4	4	1'38.370	32.349	15.162	28.218	22.641	253.4
5	1'39.101	32.647	15.461	28.282	22.711	250.0	5	1'48.496	35.312	18.357	29.053	25.774	184.3
6	1'38.915	32.412	15.414	28.288	22.801	248.3	6	1'38.598	32.465	15.231	28.162	22.740	250.5
7	1'47.540 P	33.981	15.903	29.201	28.455	245.3	7	1'38.518	32.326	15.225	28.165	22.802	252.7
8	13'50.835	12'29.547	23.347	31.966	25.975	145.7	8	1'47.922 P	32.447	15.271	29.184	31.020	250.1
9	1'39.713	33.063	15.476	28.294	22.880	251.0	9	7'24.978	6'14.175	15.667	28.989	26.147	247.5
10	1'38.879	32.496	15.278	28.351	22.754	247.6	10	1'39.477	32.940	15.317	28.530	22.690	250.4
11	1'38.585	32.425	15.280	28.206	22.674	247.6	11	1'38.724	32.518	15.172	28.303	22.731	252.5
12	1'38.669	32.300	15.361	28.255	22.753	248.0	12	1'53.461 P	38.371	15.787	28.759	30.544	248.2
13	1'44.947 P	33.294	15.887	28.464	27.302	248.6	13	5'33.762	4'26.807	15.492	28.548	22.915	245.7
14	5'05.511	3'55.595	16.403	30.373	23.140	239.1	14	1'38.422	32.334	15.280	28.102	22.706	250.0
15	1'38.121	32.432	15.223	27.935	22.531	249.0	15	1'38.688	32.317	15.265	28.164	22.942	252.9
16	1'40.292	32.128	16.699	28.713	22.752	249.7	16	1'38.166	32.283	15.182	27.992	22.709	249.5
17	1'37.919	32.278	15.097	27.823	22.721	249.8	17	1'38.249	32.342	15.141	28.143	22.623	249.7
18	1'37.790	32.130	15.088	27.971	22.601	250.6	18	1'58.617	42.118	20.017	32.569	23.913	178.8
18th 4 Randy KRUMMENA JIR Racing Team SWI							21st 39 Luis SALOM Paginas Amarillas HP SPA						
Runs=3 Total laps=22 Full laps=16							Runs=3 Total laps=22 Full laps=17						
1	1'51.003	42.855	15.988	29.169	22.991	244.3	1	1'50.022	41.703	15.893	29.202	23.224	250.5
2	1'39.302	33.002	15.268	28.261	22.771	248.1	2	1'39.179	32.907	15.314	28.218	22.740	253.6
3	1'40.177	32.788	15.513	28.567	23.309	249.0	3	1'41.241	33.703	15.511	28.600	23.427	255.4
4	1'40.408	33.520	15.449	28.480	22.959	246.9	4	1'39.956	33.230	15.464	28.303	22.959	254.3
5	1'38.813	32.480	15.283	28.310	22.740	247.8	5	1'39.233	32.501	15.242	28.616	22.874	252.3
6	1'38.813	32.701	15.285	28.098	22.729	249.1	6	1'38.772	32.577	15.267	28.164	22.764	253.1
7	1'38.715	32.554	15.236	28.216	22.709	247.8	7	1'38.713	32.521	15.249	28.238	22.705	254.1
8	1'38.977	32.688	15.199	28.291	22.799	248.3	8	2'07.996 P	47.709	18.329	29.736	32.222	191.9
9	1'39.112	32.690	15.269	28.374	22.779	245.8	9	5'23.183	4'08.798	16.189	30.884	27.312	247.7
10	2'03.174 P	43.726	16.071	31.045	32.332	240.9	Fastest Lap: Johann ZARCO Ajo Motorsport FRA 1'36.346 31.661 14.927 27.548 22.210						
11	5'49.554	4'40.984	15.570	30.291	22.709	246.8	These data/results cannot be reproduced, stored and/or transmitted in whole or in part by any manner of electronic, mechanical, photocopying, recording, broadcasting or otherwise now known or herein after developed without the previous express consent by the copyright owner, except for reproduction in daily press and regular printed publications on sale to the public within 60 days of the event related to those data/results and always provided that copyright symbol appears together as follows below.						
12	1'38.568	32.641	15.127	28.090	22.710	250.8	© DORNA, 2015						
13	1'54.461 P	39.184	15.661	29.057	30.559	243.3	Official MotoGP Timing by TISSOT						
14	6'27.458	5'14.321	16.897	32.226	24.014	237.0	www.motogp.com						
15	1'55.106	36.103	16.046	34.014	28.943	241.2	Assen, Friday, June 26, 2015						
16	1'39.126	33.221	15.355	28.093	22.457	245.0	Page 4 of 6						
17	1'38.078	32.419	15.118	28.086	22.455	247.3							
18	1'49.879	41.191	15.671	30.055	22.962	246.1							
19	1'39.447	33.713	15.175	28.143	22.416	248.3							

Fastest Lap: Johann ZARCO Ajo Motorsport FRA 1'36.346 31.661 14.927 27.548 22.210

These data/results cannot be reproduced, stored and/or transmitted in whole or in part by any manner of electronic, mechanical, photocopying, recording, broadcasting or otherwise now known or herein after developed without the previous express consent by the copyright owner, except for reproduction in daily press and regular printed publications on sale to the public within 60 days of the event related to those data/results and always provided that copyright symbol appears together as follows below.

© DORNA, 2015

Official MotoGP Timing by TISSOT
www.motogp.com

Assen, Friday, June 26, 2015

Page 4 of 6



Qualifying

Moto2

Lap	Lap Time	T1	T2	T3	T4	Speed	Lap	Lap Time	T1	T2	T3	T4	Speed
10	1'40.010	33.144	15.314	28.555	22.997	254.8	24	1'38.649	32.406	15.271	28.259	22.713	252.5
11	1'39.165	32.735	15.527	28.171	22.732	252.8	24th 25 Azlan SHAH IDEMITSU Honda Tea MAL						
12	1'40.030	33.550	15.382	28.285	22.813	253.1	Runs=2 Total laps=24 Full laps=21						
13	1'38.340	32.464	15.247	27.992	22.637	255.2	1	1'44.312	35.967	15.641	29.189	23.515	248.1
14	1'49.813 P	33.791	15.867	28.683	31.472	253.5	2	1'39.460	32.882	15.295	28.280	23.003	251.2
15	6'03.165	4'56.058	15.679	28.529	22.899	252.6	3	1'39.357	32.611	15.268	28.333	23.145	249.6
16	1'38.278	32.397	15.262	27.956	22.663	250.7	4	1'39.503	32.705	15.291	28.417	23.090	251.1
17	1'49.113	37.595	16.876	31.075	23.567	229.2	5	1'40.885	34.055	15.316	28.307	23.207	250.8
18	1'51.299	32.593	15.188	31.709	31.809	254.8	6	1'47.114	40.013	15.355	28.503	23.243	248.9
19	1'38.555	32.914	15.222	27.892	22.527	254.2	7	1'39.731	32.846	15.211	28.624	23.050	251.9
20	1'38.277	32.204	15.141	27.850	23.082	253.8	8	1'39.115	32.503	15.177	28.473	22.962	249.3
21	1'38.210	32.355	15.243	28.020	22.592	252.7	9	1'39.413	32.756	15.179	28.513	22.965	251.5
22	1'38.175	32.312	15.137	28.011	22.715	252.9	10	1'39.128	32.502	15.204	28.478	22.944	252.2
22nd 88 Ricard CARDUS Tech 3 SPA							11	1'50.349 P	36.928	15.519	28.787	29.115	249.2
Runs=3 Total laps=21 Full laps=16							12	6'07.697	4'58.276	16.060	29.817	23.544	245.9
1	1'41.300	33.473	15.757	28.912	23.158	252.0	13	1'38.690	32.690	15.207	28.107	22.686	250.3
2	1'39.187	32.531	15.238	28.289	23.129	253.2	14	1'38.551	32.405	15.198	28.057	22.891	251.1
3	1'38.222	32.426	15.104	27.966	22.726	254.7	15	1'38.609	32.400	15.239	28.171	22.799	249.4
4	1'38.594	32.364	15.265	28.252	22.713	251.2	16	1'38.579	32.400	15.262	28.101	22.816	249.7
5	1'38.847	32.385	15.253	28.136	23.073	251.1	17	1'38.935	32.500	15.259	28.223	22.953	250.4
6	1'53.233	38.096	15.562	34.361	25.214	249.2	18	1'54.888	41.040	15.691	30.109	28.048	251.3
7	1'39.004	32.592	15.382	28.237	22.793	251.2	19	1'39.744	33.109	15.341	28.313	22.981	250.8
8	1'38.661	32.470	15.288	28.070	22.833	251.5	20	1'38.869	32.609	15.254	28.193	22.813	250.4
9	1'48.925 P	34.423	15.924	28.935	29.643	243.9	21	1'38.947	32.602	15.200	28.109	23.036	250.6
10	10'56.411	9'48.570	15.716	28.953	23.172	250.7	22	1'38.837	32.441	15.240	28.118	23.038	249.2
11	1'39.531	32.689	15.460	28.246	23.136	254.7	23	1'56.221	43.904	16.247	32.763	23.307	248.6
12	1'57.020 P	35.738	16.903	31.223	33.156	248.9	24	1'39.976	32.752	15.372	28.555	23.297	249.6
13	2'01.345	53.501	15.748	28.548	23.548	247.1	25th 96 Louis ROSSI Tasca Racing Scuderi FRA						
14	1'53.186	37.098	19.131	29.260	27.697	182.7	Runs=3 Total laps=20 Full laps=14						
15	1'38.915	32.458	15.258	28.258	22.941	254.7	1	2'13.356	1'03.262	15.715	29.016	25.363	246.6
16	1'38.564	32.457	15.219	28.147	22.741	257.0	2	1'39.723	33.037	15.334	28.435	22.917	251.6
17	1'38.413	32.559	15.248	28.058	22.548	251.4	3	1'39.250	32.682	15.256	28.459	22.853	250.2
18	1'38.621	32.261	15.207	28.342	22.811	251.6	4	1'42.006	32.755	15.276	31.070	22.905	250.3
19	1'49.959	34.700	16.628	34.298	24.333	218.9	5	1'39.397	32.609	15.236	28.350	23.202	252.4
20	1'53.050	32.424	15.345	39.496	25.785	253.2	6	1'50.519	36.010	15.339	33.987	25.183	251.2
21	1'38.228	32.389	15.196	27.997	22.646	252.9	7	2'01.754 P	39.545	16.296	33.712	32.201	246.2
23rd 95 Anthony WEST QMMF Racing Team AUS							8	7'29.119	6'21.909	15.594	28.672	22.944	249.0
Runs=2 Total laps=24 Full laps=21							9	1'39.381	32.774	15.291	28.368	22.948	249.8
1	2'03.802	47.592	16.504	31.445	28.261	234.5	10	1'39.568	32.966	15.307	28.348	22.947	251.7
2	1'39.943	33.179	15.439	28.421	22.904	250.1	11	1'43.643	36.698	15.464	28.645	22.836	250.2
3	1'38.757	32.432	15.293	28.334	22.698	249.0	12	1'39.788	32.904	15.355	28.483	23.046	251.3
4	1'39.116	32.531	15.348	28.205	23.032	250.1	13	1'50.379 P	33.930	15.959	29.322	31.168	251.8
5	1'55.107	34.129	18.740	35.080	27.158	176.6	14	6'34.926	5'25.597	16.068	30.442	22.819	246.4
6	1'49.267	32.624	15.261	34.598	26.784	251.4	15	1'38.997	32.576	15.252	28.379	22.790	253.6
7	1'39.014	32.506	15.231	28.433	22.844	249.6	16	1'41.903	32.816	15.233	30.997	22.857	251.8
8	1'49.317 P	32.542	15.388	31.018	30.369	252.1	17	1'52.283	35.701	20.073	32.573	23.936	177.4
9	5'29.544	4'08.701	16.706	38.876	25.261	238.6	18	1'53.527	36.544	18.822	29.191	28.970	212.3
10	1'49.976	32.419	15.382	31.898	30.277	251.2	19	1'48.401	35.818	15.643	32.962	23.978	248.9
11	1'38.647	32.494	15.323	28.006	22.824	248.4	20	2'01.278 P	32.950	15.500	38.145	34.683	250.7
12	1'38.354	32.478	15.254	27.967	22.655	252.3	26th 70 Robin MULHAUSER Technomag Racing In SWI						
13	1'56.634	37.494	16.937	34.781	27.422	225.2	Runs=3 Total laps=20 Full laps=15						
14	1'43.810	35.703	16.146	29.070	22.891	245.9	1	1'42.869	34.498	15.818	28.991	23.562	249.3
15	1'45.195	32.638	15.816	28.795	27.946	242.8	2	1'40.460	33.086	15.388	28.596	23.390	251.9
16	1'47.583	35.460	16.002	31.050	25.071	240.5	3	1'57.752 P	42.927	17.103	29.024	28.698	214.7
17	1'38.598	32.408	15.259	28.186	22.745	252.8	4	9'28.027	8'19.696	15.919	28.989	23.423	249.4
18	1'39.232	32.322	15.236	28.306	23.368	247.8	5	1'39.734	32.894	15.397	28.247	23.196	249.5
19	1'38.484	32.392	15.277	28.172	22.643	247.8	6	1'39.259	32.716	15.218	28.280	23.045	252.7
20	2'11.729	40.888	19.798	35.440	35.603	175.9	7	1'39.103	32.469	15.179	28.342	23.113	253.6
21	1'48.542	37.119	17.105	31.569	22.749	231.5	8	1'39.060	32.620	15.212	28.280	22.948	252.3
22	1'43.327	32.463	17.197	31.071	22.596	246.0	9	1'48.834	36.903	20.065	28.691	23.175	144.2
23	1'38.262	32.371	15.166	28.104	22.621	252.1							

Fastest Lap: Johann ZARCO Ajo Motorsport FRA **1'36.346** 31.661 14.927 27.548 22.210

These data/results cannot be reproduced, stored and/or transmitted in whole or in part by any manner of electronic, mechanical, photocopying, recording, broadcasting or otherwise now known or herein after developed without the previous express consent by the copyright owner, except for reproduction in daily press and regular printed publications on sale to the public within 60 days of the event related to those data/results and always provided that copyright symbol appears together as follows below.
© DORNA, 2015

Official MotoGP Timing by TISSOT
www.motogp.com

Assen, Friday, June 26, 2015

Page 5 of 6



Qualifying

Moto2

Lap	Lap Time	T1	T2	T3	T4	Speed	Lap	Lap Time	T1	T2	T3	T4	Speed
10	1'46.798	38.352	16.149	28.854	23.443	248.2	8	1'39.805	33.107	15.215	28.558	22.925	249.9
11	1'57.121 P	39.093	15.484	29.534	33.010	252.4	9	1'39.828	32.907	15.229	28.733	22.959	250.1
12	5'17.166	4'08.586	15.994	28.769	23.817	250.0	10	1'40.168	33.058	15.237	28.855	23.018	250.5
13	1'39.136	32.483	15.302	28.374	22.977	251.2	11	1'50.681 P	34.104	15.612	29.244	31.721	247.1
14	1'39.019	32.435	15.387	28.185	23.012	250.0	12	6'02.125	4'51.693	15.975	30.963	23.494	246.8
15	1'39.611	32.502	15.329	28.653	23.127	252.1	13	1'39.452	32.947	15.215	28.434	22.856	249.9
16	2'01.230	39.908	15.527	39.086	26.709	251.3	14	1'42.002	32.859	15.579	30.500	23.064	255.9
17	1'51.329	33.051	15.653	31.354	31.271	250.4	15	1'39.304	32.923	15.210	28.458	22.713	248.8
18	1'39.777	32.806	15.324	28.563	23.084	249.9	16	1'39.298	32.746	15.154	28.506	22.892	250.1
19	1'39.368	32.668	15.196	28.477	23.027	250.9	17	1'41.483	33.702	15.492	28.928	23.361	249.5
20	1'39.533	32.681	15.254	28.426	23.172	251.0	18	1'46.532	34.268	15.398	29.026	27.840	246.7

27th **15** **Ratthapark WILAIR** JPMoto Malaysia THA
Runs=3 Total laps=16 Full laps=10

1	1'50.607	39.911	17.217	29.827	23.652	233.9
2	1'40.814	33.717	15.336	28.525	23.236	252.8
3	1'50.286	33.147	15.282	34.872	26.985	254.2
4	1'40.135	32.688	15.351	28.571	23.525	250.8
5	1'40.196	33.113	15.480	28.563	23.040	248.6
6	1'44.029	32.766	15.641	30.987	24.635	249.3
7	1'55.358 P	35.705	17.628	30.854	31.171	247.8
8	9'43.841	8'32.160	16.143	31.277	24.261	248.3
9	1'45.387	36.440	16.161	29.345	23.441	248.6
10	1'39.169	32.467	15.347	28.389	22.966	249.2
11	1'41.004	33.984	15.414	28.575	23.031	252.0
12	1'52.017 P	35.065	15.986	30.269	30.697	249.7
13	5'46.292	4'26.224	17.194	33.988	28.886	241.8
14	1'47.586	36.287	17.217	31.122	22.960	242.6
15	1'44.723	35.539	16.410	29.760	23.014	222.8
unfinished	32.596	15.271	29.315	251.7		

28th **66** **Florian ALT** E-Motion IodaRacing GER
Runs=3 Total laps=20 Full laps=15

1	1'44.537	35.485	15.973	29.455	23.624	248.0
2	1'40.342	33.143	15.430	28.504	23.265	249.7
3	1'39.998	32.868	15.453	28.463	23.214	249.8
4	1'40.138	32.930	15.528	28.559	23.121	250.5
5	1'39.847	32.911	15.348	28.493	23.095	251.2
6	1'46.362	33.028	15.399	34.511	23.424	245.9
7	1'39.478	32.854	15.270	28.418	22.936	252.7
8	1'39.273	32.667	15.278	28.451	22.877	248.6
9	1'39.623	32.860	15.279	28.479	23.005	253.1
10	2'01.234 P	44.189	16.384	31.652	29.009	241.5
11	7'35.468	6'21.244	15.905	34.775	23.544	244.5
12	1'40.291	33.040	15.442	28.738	23.071	247.9
13	1'40.213	33.006	15.444	28.649	23.114	248.7
14	1'53.899 P	36.726	16.576	30.996	29.601	241.0
15	6'33.832	5'12.916	18.786	38.909	23.221	183.8
16	1'39.679	32.930	15.436	28.391	22.922	248.4
17	1'39.479	32.706	15.357	28.479	22.937	248.6
18	1'51.670	38.857	18.282	31.403	23.128	166.8
19	1'39.664	33.023	15.323	28.366	22.952	248.9
20	1'39.505	32.830	15.338	28.434	22.903	250.4

29th **2** **Jesko RAFFIN** sports-millions-EMWE SWI
Runs=2 Total laps=22 Full laps=18

1	1'53.918	45.545	15.791	29.134	23.448	249.4
2	1'39.935	33.150	15.275	28.534	22.976	252.9
3	1'39.640	32.953	15.190	28.450	23.047	249.1
4	1'39.664	32.837	15.229	28.637	22.961	250.4
5	1'42.078	33.677	15.241	29.885	23.275	251.8
6	1'39.884	32.894	15.280	28.599	23.111	250.4
7	1'39.732	32.950	15.206	28.606	22.970	250.2

30th **10** **Thitipong WAROKO** APH PTT The Pizza S THA
Runs=3 Total laps=22 Full laps=17

1	1'45.846	36.347	16.120	29.503	23.876	246.1
2	1'42.930	34.686	15.689	29.065	23.490	250.7
3	1'41.064	33.434	15.673	28.544	23.413	250.6
4	1'51.018 P	34.813	15.444	28.837	31.924	252.9
5	5'33.023	4'24.472	15.757	29.024	23.770	248.3
6	1'41.440	33.659	15.576	28.764	23.441	247.8
7	1'40.481	33.025	15.499	28.621	23.336	249.6
8	1'41.387	32.874	15.488	29.528	23.497	251.3
9	1'40.840	33.128	15.437	28.838	23.437	250.9
10	1'41.665	32.900	15.613	29.041	24.111	249.6
11	1'40.222	32.998	15.485	28.538	23.201	249.6
12	1'40.049	32.816	15.430	28.532	23.271	250.3
13	1'40.543	33.093	15.419	28.542	23.489	249.4
14	1'51.949 P	34.140	15.417	28.778	33.614	251.7
15	6'12.817	5'04.104	15.928	29.078	23.707	246.2
16	1'40.912	33.313	15.588	28.848	23.163	245.8
17	1'40.711	33.132	15.705	28.591	23.283	246.1
18	1'40.809	33.025	15.602	28.659	23.523	247.9
19	1'40.076	33.000	15.364	28.537	23.175	250.2
20	1'40.738	33.186	15.494	28.636	23.422	247.2
21	1'40.384	32.936	15.653	28.707	23.088	247.6
22	1'39.991	32.871	15.411	28.544	23.165	249.8

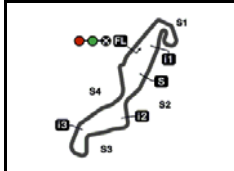
31st **13** **Jasper IWEMA** Abbink GP NED
Runs=3 Total laps=19 Full laps=14

1	1'46.328	36.816	16.005	29.448	24.059	256.4
2	1'42.795	34.502	15.701	29.053	23.539	252.1
3	1'41.190	33.572	15.419	28.779	23.420	256.2
4	1'41.670	33.906	15.501	28.882	23.381	250.9
5	2'05.461	49.573	15.995	31.390	28.503	250.6
6	1'50.856 P	33.626	15.436	29.049	32.745	258.0
7	7'50.118	6'35.937	17.275	32.423	24.483	216.9
8	1'41.261	33.284	15.504	29.193	23.280	256.8
9	1'41.412	33.340	15.438	29.266	23.368	254.2
10	1'41.446	33.449	15.383	29.147	23.467	254.5
11	1'41.586	33.419	15.424	29.124	23.619	254.7
12	2'13.358 P	43.637	19.184	34.249	36.288	190.0
13	8'37.986	7'23.598	17.527	32.458	24.403	244.2
14	1'46.421	33.550	15.536	29.043	28.292	253.7
15	1'43.162	35.272	15.593	28.999	23.298	253.4
16	1'40.717	33.111	15.491	28.800	23.315	252.5
17	1'41.725	33.521	15.439	28.953	23.812	252.3
18	1'45.149	36.909	15.574	29.047	23.619	252.5
19	1'41.454	33.143	15.510	29.054	23.747	252.1

Fastest Lap: Johann ZARCO Ajo Motorsport FRA **1'36.346** 31.661 14.927 27.548 22.210

These data/results cannot be reproduced, stored and/or transmitted in whole or in part by any manner of electronic, mechanical, photocopying, recording, broadcasting or otherwise now known or herein after developed without the previous express consent by the copyright owner, except for reproduction in daily press and regular printed publications on sale to the public within 60 days of the event related to those data/results and always provided that copyright symbol appears together as follows below.
© DORNA, 2015





4542 m.

MOTUL TT ASSEN

Provisional Starting Grid

Race : 24 laps = 109.008 km



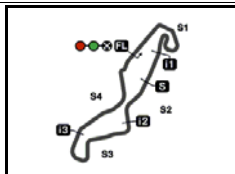
1	1 1'36.346 5 Johann ZARCO Kalex	2 1'36.633 1 Tito RABAT Kalex	3 1'36.878 22 Sam LOWES Speed Up
2	4 1'37.393 3 Simone CORSI Kalex	5 1'37.434 94 Jonas FOLGER Kalex	6 1'37.509 19 Xavier SIMEON Kalex
3	7 1'37.543 40 Alex RINS Kalex	8 1'37.585 12 Thomas LUTHI Kalex	9 1'37.591 7 Lorenzo BALDASSARRI Kalex
4	10 1'37.598 30 Takaaki NAKAGAMI Kalex	11 1'37.604 49 Axel PONS Kalex	12 1'37.632 60 Julian SIMON Speed Up
5	13 1'37.638 73 Alex MARQUEZ Kalex	14 1'37.650 11 Sandro CORTESE Kalex	15 1'37.717 36 Mika KALLIO Kalex
6	16 1'37.764 77 Dominique AEGERTER Kalex	17 1'37.790 23 Marcel SCHROTTER Tech 3	18 1'38.042 4 Randy KRUMMENACHER Kalex
7	19 1'38.104 55 Hafiz SYHRIN Kalex	20 1'38.142 21 Franco MORBIDELLI Kalex	21 1'38.175 39 Luis SALOM Kalex
8	22 1'38.222 88 Ricard CARDUS Tech 3	23 1'38.262 95 Anthony WEST Speed Up	24 1'38.551 25 Azlan SHAH Kalex

The results are provisional until the end of the limit for protest and appeals and until the ratification of the Event Management Committee.

Time limit for protest expires 60' at the latest after publication of the results - Mr. Time:

These data/results cannot be reproduced, stored and/or transmitted in whole or in part by any manner of electronic, mechanical, photocopying, recording, broadcasting or otherwise now known or herein after developed without the previous express consent by the copyright owner, except for reproduction in daily press and regular printed publications on sale to the public within 60 days of the event related to those data/results and always provided that copyright symbol appears together as follows below.

© DORNA, 2015



4542 m.

MOTUL TT ASSEN

Provisional Starting Grid

Race : 24 laps = 109.008 km

9

25

1'38.997

96 Louis ROSSI

Tech 3

26

1'39.019

70 Robin MULHAUSER

Kalex

27

1'39.169

15 Rattthapark WILAIROT

Suter

10

28

1'39.273

66 Florian ALT

Suter

29

1'39.298

2 Jesko RAFFIN

Kalex

30

1'39.991

10 Thitipong WAROKORN

Kalex

11

31

1'40.717

13 Jasper IWEMA

Speed Up

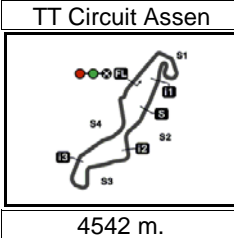
The results are provisional until the end of the limit for protest and appeals and until the ratification of the Event Management Committee.

Time limit for protest expires 60' at the latest after publication of the results - Mr. Time:

These data/results cannot be reproduced, stored and/or transmitted in whole or in part by any manner of electronic, mechanical, photocopying, recording, broadcasting or otherwise now known or herein after developed without the previous express consent by the copyright owner, except for reproduction in daily press and regular printed publications on sale to the public within 60 days of the event related to those data/results and always provided that copyright symbol appears together as follows below.

© DORNA, 2015





MOTUL TT ASSEN

After the Qualifying

Event Best Maximum Speed



Rider	Nation Team	Motorcycle	Km/h	
11 Sandro CORTESE	GER Dynavolt Intact GP	KALEX	260.0	Free Practice Nr. 3
12 Thomas LUTHI	SWI Derendinger Racing Interwetten	KALEX	258.9	Qualifying
60 Julian SIMON	SPA QMMF Racing Team	SPEED UP	258.8	Qualifying
1 Tito RABAT	SPA EG 0,0 Marc VDS	KALEX	258.7	Free Practice Nr. 3
39 Luis SALOM	SPA Paginas Amarillas HP 40	KALEX	258.3	Free Practice Nr. 3
21 Franco MORBIDELLI	ITA Italtrans Racing Team	KALEX	258.2	Free Practice Nr. 3
13 Jasper IWEMA	NED Abbink GP	SPEED UP	258.0	Qualifying
77 Dominique AEGERTER	SWI Technomag Racing Interwetten	KALEX	257.8	Free Practice Nr. 3
3 Simone CORSI	ITA Athinà Forward Racing	KALEX	257.6	Free Practice Nr. 1
96 Louis ROSSI	FRA Tasca Racing Scuderia Moto2	TECH 3	257.2	Free Practice Nr. 3
36 Mika KALLIO	FIN Italtrans Racing Team	KALEX	257.1	Free Practice Nr. 3
40 Alex RINS	SPA Paginas Amarillas HP 40	KALEX	257.0	Qualifying
88 Ricard CARDUS	SPA Tech 3	TECH 3	257.0	Qualifying
22 Sam LOWES	GBR Speed Up Racing	SPEED UP	256.1	Qualifying
2 Jesko RAFFIN	SWI sports-millions-EMWE-SAG	KALEX	255.9	Qualifying
94 Jonas FOLGER	GER AGR Team	KALEX	255.7	Free Practice Nr. 3
19 Xavier SIMEON	BEL Federal Oil Gresini Moto2	KALEX	255.7	Qualifying
30 Takaaki NAKAGAMI	JPN IDEMITSU Honda Team Asia	KALEX	255.3	Free Practice Nr. 3
73 Alex MARQUEZ	SPA EG 0,0 Marc VDS	KALEX	255.1	Qualifying
7 Lorenzo BALDASSARRI	ITA Athinà Forward Racing	KALEX	255.1	Free Practice Nr. 3
55 Hafizh SYAHRIN	MAL Petronas Raceline Malaysia	KALEX	255.0	Qualifying
70 Robin MULHAUSER	SWI Technomag Racing Interwetten	KALEX	254.8	Free Practice Nr. 3
15 Rattapark WILAIROT	THA JPMoto Malaysia	SUTER	254.2	Qualifying
95 Anthony WEST	AUS QMMF Racing Team	SPEED UP	254.2	Free Practice Nr. 3
25 Azlan SHAH	MAL IDEMITSU Honda Team Asia	KALEX	254.0	Free Practice Nr. 3
5 Johann ZARCO	FRA Ajo Motorsport	KALEX	253.8	Free Practice Nr. 3
49 Axel PONS	SPA AGR Team	KALEX	253.8	Free Practice Nr. 3
23 Marcel SCHROTTER	GER Tech 3	TECH 3	253.2	Qualifying
66 Florian ALT	GER E-Motion IodaRacing Team	SUTER	253.1	Qualifying
10 Thitipong WAROKORN	THA APH PTT The Pizza SAG	KALEX	253.0	Free Practice Nr. 3
4 Randy KRUMMENACHER	SWI JIR Racing Team	KALEX	252.8	Free Practice Nr. 3

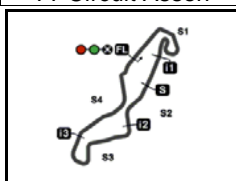
These data/results cannot be reproduced, stored and/or transmitted in whole or in part by any manner of electronic, mechanical, photocopying, recording, broadcasting or otherwise now known or herein after developed without the previous express consent by the copyright owner, except for reproduction in daily press and regular printed publications on sale to the public within 60 days of the event related to those data/results and always provided that copyright symbol appears together as follows below.

© DORNA, 2015

Official MotoGP Timing by TISSOT
www.motogp.com

Assen, Friday, June 26, 2015





4542 m.

MOTUL TT ASSEN

Qualifying

Best Partial Times

Moto2

IT Ideal Lap Time, sum of the best partial times*BT* Best Lap Time

<i>T1</i>		<i>T2</i>		<i>T3</i>		<i>T4</i>				<i>IT</i>	<i>BT</i>	
<i>Pos</i>	<i>Rider</i>	<i>Time</i>	<i>Rider</i>	<i>Time</i>	<i>Rider</i>	<i>Time</i>	<i>Rider</i>	<i>Time</i>	<i>Pos</i>	<i>Rider</i>	<i>IT</i>	<i>BT</i>
1	J.ZARCO	31.661	T.RABAT	14.882	J.ZARCO	27.459	J.ZARCO	22.210	1	J.ZARCO	1'36.257	1'36.346 (1)
2	T.RABAT	31.714	J.ZARCO	14.927	T.RABAT	27.677	T.RABAT	22.237	2	T.RABAT	1'36.510	1'36.633 (2)
3	S.LOWES	31.909	J.SIMON	14.929	S.LOWES	27.690	A.PONS	22.254	3	S.LOWES	1'36.817	1'36.878 (3)
4	J.FOLGER	32.073	S.LOWES	14.937	L.BALDASSARRI	27.767	S.LOWES	22.281	4	A.PONS	1'37.239	1'37.604 (11)
5	X.SIMEON	32.085	A.PONS	14.940	J.FOLGER	27.781	T.NAKAGAMI	22.372	5	J.FOLGER	1'37.344	1'37.434 (5)
6	S.CORSI	32.087	A.MARQUEZ	15.000	M.SCHROTTER	27.823	S.CORTESE	22.382	6	X.SIMEON	1'37.353	1'37.509 (6)
7	J.SIMON	32.105	X.SIMEON	15.003	S.CORSI	27.842	S.CORSI	22.396	7	S.CORSI	1'37.360	1'37.393 (4)
8	L.BALDASSARRI	32.116	M.KALLIO	15.005	A.RINS	27.847	X.SIMEON	22.410	8	L.BALDASSAR	1'37.433	1'37.591 (9)
9	T.LUTHI	32.118	S.CORTESE	15.020	L.SALOM	27.850	D.AEGERTER	22.410	9	J.SIMON	1'37.435	1'37.632 (12)
10	A.RINS	32.127	J.FOLGER	15.025	X.SIMEON	27.855	R.KRUMMENAC	22.416	10	A.RINS	1'37.463	1'37.543 (7)
11	M.SCHROTTER	32.128	A.RINS	15.030	A.MARQUEZ	27.861	L.BALDASSARRI	22.430	10	A.MARQUEZ	1'37.463	1'37.638 (13)
12	A.MARQUEZ	32.139	T.LUTHI	15.033	D.AEGERTER	27.868	M.KALLIO	22.449	12	D.AEGERTER	1'37.479	1'37.764 (16)
13	D.AEGERTER	32.141	S.CORSI	15.035	A.PONS	27.894	T.LUTHI	22.459	13	T.LUTHI	1'37.535	1'37.585 (8)
14	A.PONS	32.151	D.AEGERTER	15.060	T.NAKAGAMI	27.897	A.RINS	22.459	14	S.CORTESE	1'37.565	1'37.650 (14)
15	S.CORTESE	32.170	T.NAKAGAMI	15.065	T.LUTHI	27.925	J.SIMON	22.460	15	T.NAKAGAMI	1'37.568	1'37.598 (10)
16	H.SYHRIN	32.197	M.SCHROTTER	15.088	J.SIMON	27.941	A.MARQUEZ	22.463	16	M.SCHROTTE	1'37.570	1'37.790 (17)
17	M.KALLIO	32.199	R.KRUMMENACH	15.101	R.CARDUS	27.966	J.FOLGER	22.465	17	M.KALLIO	1'37.717	1'37.717 (15)
18	L.SALOM	32.204	R.CARDUS	15.104	A.WEST	27.967	L.SALOM	22.527	18	L.SALOM	1'37.718	1'38.175 (21)
19	T.NAKAGAMI	32.234	H.SYHRIN	15.109	F.MORBIDELLI	27.992	M.SCHROTTER	22.531	19	R.CARDUS	1'37.879	1'38.222 (22)
20	R.CARDUS	32.261	L.BALDASSARRI	15.120	S.CORTESE	27.993	F.MORBIDELLI	22.543	20	F.MORBIDELLI	1'37.959	1'38.142 (20)
21	F.MORBIDELLI	32.283	L.SALOM	15.137	R.KRUMMENACH	28.024	R.CARDUS	22.548	21	R.KRUMMENACH	1'37.960	1'38.042 (18)
22	A.WEST	32.322	F.MORBIDELLI	15.141	H.SYHRIN	28.029	A.WEST	22.596	22	H.SYHRIN	1'37.990	1'38.104 (19)
23	A.SHAH	32.400	J.RAFFIN	15.154	A.SHAH	28.057	H.SYHRIN	22.655	23	A.WEST	1'38.051	1'38.262 (23)
24	R.KRUMMENAC	32.419	A.WEST	15.166	M.KALLIO	28.064	A.SHAH	22.686	24	A.SHAH	1'38.320	1'38.551 (24)


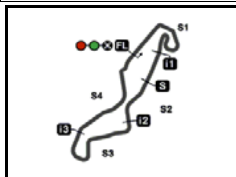
These data/results cannot be reproduced, stored and/or transmitted in whole or in part by any manner of electronic, mechanical, photocopying, recording, broadcasting or otherwise now known or herein after developed without the previous express consent by the copyright owner, except for reproduction in daily press and regular printed publications on sale to the public within 60 days of the event related to those data/results and always provided that copyright symbol appears together as follows below.

© DORNA, 2015

Official MotoGP Timing by TISSOT
www.motogp.com



TT Circuit Assen

Results and timing service provided by  TISSOT

4542 m.

MOTUL TT ASSEN

Qualifying

Best Partial Times

Moto2

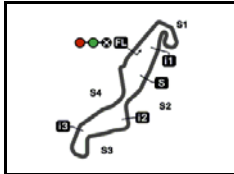
IT Ideal Lap Time, sum of the best partial times*BT* Best Lap Time

T1		T2		T3		T4				IT	BT	
<i>Pos</i>	<i>Rider</i>	<i>Time</i>	<i>Rider</i>	<i>Time</i>	<i>Rider</i>	<i>Time</i>	<i>Rider</i>	<i>Time</i>	<i>Pos</i>	<i>Rider</i>		
25	R.MULHAUSER	32.435	A.SHAH	15.177	R.MULHAUSER	28.185	J.RAFFIN	22.713	25	R.MULHAUSE	1'38.747	1'39.019 (26)
26	R.WILAIROT	32.467	R.MULHAUSER	15.179	L.ROSSI	28.348	L.ROSSI	22.790	26	L.ROSSI	1'38.947	1'38.997 (25)
27	L.ROSSI	32.576	L.ROSSI	15.233	F.ALT	28.366	F.ALT	22.877	27	J.RAFFIN	1'39.047	1'39.298 (29)
28	F.ALT	32.667	F.ALT	15.270	R.WILAIROT	28.389	R.MULHAUSER	22.948	28	R.WILAIROT	1'39.087	1'39.169 (27)
29	J.RAFFIN	32.746	R.WILAIROT	15.271	J.RAFFIN	28.434	R.WILAIROT	22.960	29	F.ALT	1'39.180	1'39.273 (28)
30	T.WAROKORN	32.816	T.WAROKORN	15.364	T.WAROKORN	28.532	T.WAROKORN	23.088	30	T.WAROKORN	1'39.800	1'39.991 (30)
31	J.IWEMA	33.111	J.IWEMA	15.383	J.IWEMA	28.779	J.IWEMA	23.280	31	J.IWEMA	1'40.553	1'40.717 (31)

These data/results cannot be reproduced, stored and/or transmitted in whole or in part by any manner of electronic, mechanical, photocopying, recording, broadcasting or otherwise now known or herein after developed without the previous express consent by the copyright owner, except for reproduction in daily press and regular printed publications on sale to the public within 60 days of the event related to those data/results and always provided that copyright symbol appears together as follows below.
© DORNA, 2015

Official MotoGP Timing by **TISSOT**
www.motogp.com






4542 m.

MOTUL TT ASSEN

Qualifying

Fastest Laps Sequence

<i>Practice Time</i>	 <i>Rider</i>	<i>Nation</i>	<i>Motorcycle</i>	<i>Time</i>	<i>Km/h</i>	<i>Rider's Lap</i>
3'19.227	1 Tito RABAT	SPA	KALEX	1'38.354	166.2	2
4'15.555	5 Johann ZARCO	FRA	KALEX	1'37.968	166.9	2
4'15.766	49 Axel PONS	SPA	KALEX	1'37.931	166.9	2
4'56.885	1 Tito RABAT	SPA	KALEX	1'37.658	167.4	3
5'34.779	3 Simone CORSI	ITA	KALEX	1'37.393	167.8	3
6'34.245	1 Tito RABAT	SPA	KALEX	1'37.360	167.9	4
9'07.812	5 Johann ZARCO	FRA	KALEX	1'37.226	168.1	5
11'25.908	1 Tito RABAT	SPA	KALEX	1'36.887	168.7	7
19'43.234	1 Tito RABAT	SPA	KALEX	1'36.818	168.8	11
21'19.867	1 Tito RABAT	SPA	KALEX	1'36.633	169.2	12
28'29.890	5 Johann ZARCO	FRA	KALEX	1'36.346	169.7	14

These data/results cannot be reproduced, stored and/or transmitted in whole or in part by any manner of electronic, mechanical, photocopying, recording, broadcasting or otherwise now known or herein after developed without the previous express consent by the copyright owner, except for reproduction in daily press and regular printed publications on sale to the public within 60 days of the event related to those data/results and always provided that copyright symbol appears together as follows below.

© DORNA, 2015

Official MotoGP Timing by TISSOT
www.motogp.com

Assen, Friday, June 26, 2015

