



4542 m.

MOTUL TT ASSEN

Qualifying Nr. 1

Classification

17



	Rider	Nation	Team	Motorcycle	Time	Lap	Total	Gap	Top Speed	
1	41 Aleix ESPARGARO	SPA	Team SUZUKI ECSTAR	SUZUKI	1'33.380	3	4		298.0	
2	9 Danilo PETRUCCI	ITA	Octo Pramac Racing	DUCATI	1'33.503	2	7	0.123	0.123	307.7
3	6 Stefan BRADL	GER	Athinà Forward Racing	YAMAHA FORWARD	1'33.789	2	7	0.409	0.286	305.3
4	68 Yonny HERNANDEZ	COL	Octo Pramac Racing	DUCATI	1'33.875	5	6	0.495	0.086	304.5
5	76 Loris BAZ	FRA	Athinà Forward Racing	YAMAHA FORWARD	1'33.999	2	7	0.619	0.124	301.0
6	45 Scott REDDING	GBR	EG 0,0 Marc VDS	HONDA	1'34.071	8	8	0.691	0.072	302.6
7	8 Hector BARBERA	SPA	Avintia Racing	DUCATI	1'34.223	7	7	0.843	0.152	312.7
8	63 Mike DI MEGLIO	FRA	Avintia Racing	DUCATI	1'34.289	2	6	0.909	0.066	306.0
9	50 Eugene LAVERTY	IRL	Aspar MotoGP Team	HONDA	1'34.428	3	7	1.048	0.139	301.5
10	43 Jack MILLER	AUS	CWM LCR Honda	HONDA	1'34.645	6	8	1.265	0.217	302.6
11	19 Alvaro BAUTISTA	SPA	Aprilia Racing Team Gresini	APRILIA	1'34.736	2	7	1.356	0.091	303.3
12	69 Nicky HAYDEN	USA	Aspar MotoGP Team	HONDA	1'34.972	2	8	1.592	0.236	300.7
13	15 Alex DE ANGELIS	RSM	E-Motion IodaRacing Team	ART	1'35.189	3	8	1.809	0.217	293.3
14	33 Marco MELANDRI	ITA	Aprilia Racing Team Gresini	APRILIA	1'36.376	3	8	2.996	1.187	302.6

Practice condition: Dry

Air: 24°

Humidity: 50%

Ground: 38°

Fastest Lap:	Lap: 3	Aleix ESPARGARO	1'33.380	175.1 Km/h
Circuit Record Lap:	2012	Dani PEDROSA	1'34.548	172.9 Km/h
Circuit Best Lap:	2015	Valentino ROSSI	1'33.167	175.5 Km/h

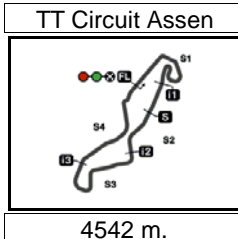
The results are provisional until the end of the limit for protest and appeals.

Time limit for protest expires 30' after publication of the results - Mr. Time:

These data/results cannot be reproduced, stored and/or transmitted in whole or in part by any manner of electronic, mechanical, photocopying, recording, broadcasting or otherwise now known or herein after developed without the previous express consent by the copyright owner, except for reproduction in daily press and regular printed publications on sale to the public within 60 days of the event related to those data/results and always provided that copyright symbol appears together as follows below.

© DORNA, 2015





MOTUL TT ASSEN

Qualifying Nr. 1

Top Speed & Average

18



Rider	Nation	Motorcycle	Top 5 speeds					Average	Top
8 Hector BARBERA	SPA	DUCATI	312.7	312.5	307.6	306.5	298.0	307.5	312.7
9 Danilo PETRUCCI	ITA	DUCATI	307.7	307.3	306.9	306.9	305.1	306.8	307.7
63 Mike DI MEGLIO	FRA	DUCATI	306.0	305.4	304.1	303.0	293.4	302.4	306.0
6 Stefan BRADL	GER	YAMAHA FOR	305.3	304.0	301.9	300.4	297.6	301.8	305.3
68 Yonny HERNANDEZ	COL	DUCATI	304.5	302.6	302.2	301.7	300.7	302.3	304.5
19 Alvaro BAUTISTA	SPA	APRILIA	303.3	301.5	301.2	300.5	300.4	301.4	303.3
33 Marco MELANDRI	ITA	APRILIA	302.6	301.8	301.5	301.5	276.2	296.7	302.6
43 Jack MILLER	AUS	HONDA	302.6	302.1	301.1	300.9	297.7	300.9	302.6
45 Scott REDDING	GBR	HONDA	302.6	302.4	302.2	301.0	300.6	301.8	302.6
50 Eugene LAVERTY	IRL	HONDA	301.5	300.6	298.0	297.4	293.5	298.2	301.5
76 Loris BAZ	FRA	YAMAHA FOR	301.0	300.3	297.9	294.9	293.3	297.5	301.0
69 Nicky HAYDEN	USA	HONDA	300.7	299.0	295.7	293.8	292.9	296.4	300.7
41 Aleix ESPARGARO	SPA	SUZUKI	298.0	297.8	292.3	275.5		290.9	298.0
15 Alex DE ANGELIS	RSM	ART	293.3	292.4	291.4	289.6	289.3	291.2	293.3

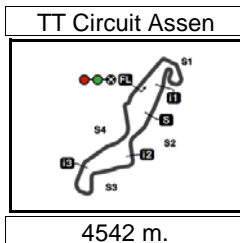
These data/results cannot be reproduced, stored and/or transmitted in whole or in part by any manner of electronic, mechanical, photocopying, recording, broadcasting or otherwise now known or herein after developed without the previous express consent by the copyright owner, except for reproduction in daily press and regular printed publications on sale to the public within 60 days of the event related to those data/results and always provided that copyright symbol appears together as follows below.

© DORNA, 2015

Official MotoGP Timing by TISSOT
www.motogp.com



Assen, Friday, June 26, 2015



MOTUL TT ASSEN

Qualifying Nr. 1

Chronological Analysis of Performances

19

P Crossing the finish line in pit lane		T1 Time from finish line to 1st intermediate				T2 Time from 1st intermed. to 2nd intermed.				T3 Time from 2nd intermed. to 3rd intermed.				T4 Time from 3rd intermediate to finish line			
Lap	Lap Time	T1	T2	T3	T4	Speed	Lap	Lap Time	T1	T2	T3	T4	Speed				
1st	41	Aleix ESPARGARO Team SUZUKI ECST SPA				Runs=1	Total laps=4	Full laps=2	4	1'34.439	31.059	14.084	27.401	21.895	300.6		
		1	1'39.436	33.861	15.070	28.352	22.153	292.3	5	1'44.422 P	32.925	14.501	28.665	28.331	296.3		
		2	1'33.936	30.889	14.076	27.193	21.778	297.8	6	2'49.670	1'44.131	14.782	28.356	22.401	296.6		
		3	1'33.380	30.840	13.933	27.093	21.514	298.0	7	1'34.155	31.188	14.102	27.182	21.683	302.2		
		4	1'47.513 P	34.816	15.157	28.834	28.706	275.5	8	1'34.071	31.079	14.055	27.216	21.721	302.4		
2nd	9	Danilo PETRUCCI Octo Pramac Racing ITA				Runs=2	Total laps=7	Full laps=4	7th	8	Hector BARBERA Avintia Racing SPA				Runs=2	Total laps=7	Full laps=4
		1	2'43.692	1'39.876	14.390	27.632	21.794	306.9			1	2'07.185	52.464	18.309	31.934	24.478	211.3
		2	1'33.503	30.736	13.916	27.198	21.653	306.9			2	1'47.873	34.581	15.601	32.431	25.260	261.5
		3	1'33.921	30.891	14.001	27.436	21.593	307.7			3	1'34.665	31.326	14.138	27.335	21.866	312.7
		4	1'44.419 P	32.869	14.918	28.772	27.860	293.0			4	1'44.569 P	33.818	14.635	28.739	27.377	298.0
		5	5'15.609	4'08.913	14.784	29.137	22.775	285.7			5	4'58.213	3'42.700	14.770	34.335	26.408	306.5
		6	1'33.698	30.847	14.017	27.249	21.585	307.3			6	1'34.332	31.149	13.967	27.405	21.811	312.5
		7	1'33.705	30.715	13.999	27.390	21.601	305.1			7	1'34.223	30.958	14.059	27.271	21.935	307.6
3rd	6	Stefan BRADL Athina Forward Racin GER				Runs=2	Total laps=7	Full laps=4	8th	63	Mike DI MEGLIO Avintia Racing FRA				Runs=2	Total laps=6	Full laps=3
		1	2'19.775	1'08.164	14.948	33.799	22.864	297.6			1	2'17.104	1'10.494	14.962	29.528	22.120	293.4
		2	1'33.789	30.914	14.026	27.212	21.637	305.3			2	1'34.289	31.038	14.100	27.333	21.818	303.0
		3	1'36.564	31.131	14.169	27.466	23.798	300.4			3	1'45.140 P	31.161	14.173	30.093	29.713	304.1
		4	1'47.198 P	34.648	14.879	29.187	28.484	291.1			4	6'35.025	5'18.501	15.503	35.163	25.858	276.3
		5	4'53.669	3'38.046	14.941	36.687	23.995	294.1			5	1'39.661	31.172	14.162	32.063	22.264	306.0
		6	1'39.851	31.070	14.130	32.433	22.218	304.0			6	1'35.449	31.061	14.114	27.311	22.963	305.4
		7	1'34.392	31.125	14.128	27.385	21.754	301.9									
4th	68	Yonny HERNANDEZ Octo Pramac Racing COL				Runs=2	Total laps=6	Full laps=3	9th	50	Eugene LAVERTY Aspar MotoGP Team IRL				Runs=2	Total laps=7	Full laps=4
		1	2'16.734	1'10.730	14.714	28.989	22.301	288.8			1	1'40.439	34.040	15.261	28.801	22.337	293.5
		2	1'34.407	30.941	14.070	27.422	21.974	302.6			2	1'34.760	31.105	14.146	27.509	22.000	301.5
		3	1'44.668 P	31.112	14.088	28.688	30.780	301.7			3	1'34.428	30.905	14.177	27.395	21.951	300.6
		4	6'32.932	5'20.733	14.421	33.416	24.362	302.2			4	1'49.763 P	36.168	14.999	28.648	29.948	282.0
		5	1'33.875	30.815	14.081	27.280	21.699	304.5			5	5'28.203	4'16.532	14.872	33.798	23.001	286.0
		6	1'37.702	34.000	14.242	27.460	22.000	300.7			6	1'34.741	30.994	14.431	27.386	21.930	297.4
											7	1'34.625	30.936	14.330	27.439	21.920	298.0
5th	76	Loris BAZ Athina Forward Racin FRA				Runs=2	Total laps=7	Full laps=4	10th	43	Jack MILLER CWM LCR Honda AUS				Runs=2	Total laps=8	Full laps=5
		1	1'39.673	34.047	15.058	28.388	22.180	294.9			1	1'42.865	36.521	14.839	28.745	22.760	296.1
		2	1'33.999	31.068	14.061	27.176	21.694	300.3			2	1'34.729	31.345	14.193	27.294	21.897	301.1
		3	1'49.820 P	37.878	14.624	28.126	29.192	293.3			3	1'34.923	31.203	14.156	27.740	21.824	302.1
		4	6'22.998	5'16.619	14.632	29.772	21.975	297.9			4	1'45.115 P	32.819	15.154	28.811	28.331	283.3
		5	1'45.030	39.922	14.791	28.008	22.309	292.4			5	4'17.514	3'11.819	14.953	28.263	22.479	285.4
		6	1'34.214	31.220	14.106	27.229	21.659	301.0			6	1'34.645	31.308	14.089	27.422	21.826	302.6
		7	1'47.594	36.594	17.682	29.538	23.780	216.6			7	1'34.822	31.202	14.200	27.554	21.866	300.9
											8	1'35.263	31.341	14.293	27.558	22.071	297.7
6th	45	Scott REDDING EG 0,0 Marc VDS GBR				Runs=2	Total laps=8	Full laps=5	11th	19	Alvaro BAUTISTA Aprilia Racing Team SPA				Runs=2	Total laps=7	Full laps=4
		1	3'07.382	2'01.613	14.971	28.424	22.374	292.7			1	1'47.422	41.705	14.897	28.380	22.440	291.9
		2	1'34.812	31.342	14.119	27.458	21.893	301.0			2	1'34.736	31.115	14.171	27.544	21.906	303.3
		3	1'34.445	31.175	14.074	27.296	21.900	302.6			3	1'43.269 P	31.563	14.549	28.114	29.043	300.5
											4	6'05.011	5'00.064	14.715	27.933	22.299	300.4

Fastest Lap: Aleix ESPARGARO Team SUZUKI ECST SPA 1'33.380 30.840 13.933 27.093 21.514

These data/results cannot be reproduced, stored and/or transmitted in whole or in part by any manner of electronic, mechanical, photocopying, recording, broadcasting or otherwise now known or herein after developed without the previous express consent by the copyright owner, except for reproduction in daily press and regular printed publications on sale to the public within 60 days of the event related to those data/results and always provided that copyright symbol appears together as follows below.
© DORNA, 2015



Qualifying Nr. 1

MotoGP

Lap	Lap Time	T1	T2	T3	T4	Speed	Lap	Lap Time	T1	T2	T3	T4	Speed
5	1'35.096	31.186	14.285	27.632	21.993	301.2							
6	1'34.774	31.030	14.201	27.543	22.000	301.5							
7	1'35.388	31.205	14.271	27.734	22.178	300.0							

12th 69 Nicky HAYDEN Aspar MotoGP Team USA
Runs=2 Total laps=8 Full laps=5

1	2'18.456	1'08.713	14.851	32.335	22.557	292.4							
2	1'34.972	31.177	14.151	27.619	22.025	295.7							
3	1'35.589	31.518	14.083	27.448	22.540	300.7							
4	1'45.417 P	33.892	14.815	28.653	28.057	292.9							
5	4'07.028	3'02.292	14.541	28.011	22.184	293.8							
6	1'38.977	31.264	14.221	29.935	23.557	299.0							
7	1'35.078	31.295	14.296	27.539	21.948	289.8							
8	1'37.432	32.237	14.667	28.116	22.412	292.2							

13th 15 Alex DE ANGELIS E-Motion IodaRacing RSM
Runs=2 Total laps=8 Full laps=4

1	1'40.676	34.634	15.147	28.650	22.245	289.6							
2	1'35.354	31.411	14.410	27.593	21.940	293.3							
3	1'35.189	31.371	14.349	27.598	21.871	289.3							
4	1'48.357 P	35.968	14.783	28.637	28.969	288.8							
5	3'58.558	2'49.661	15.743	30.157	22.997	274.1							
6	1'47.767	38.905	18.478	28.142	22.242	169.3							
7	1'35.437	31.377	14.410	27.612	22.038	291.4							
8	2'27.057 P	31.431	14.357	1'09.172	32.097	292.4							

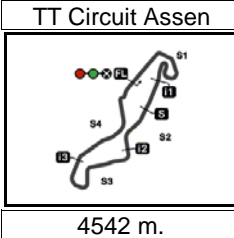
14th 33 Marco MELANDRI Aprilia Racing Team ITA
Runs=2 Total laps=8 Full laps=4

1	2'01.022	52.019	16.361	29.469	23.173	267.3							
2	1'36.442	31.714	14.392	27.968	22.368	301.8							
3	1'36.376	31.573	14.369	28.110	22.324	302.6							
4	1'54.589 P	38.429	16.497	29.587	30.076	261.6							
5	3'31.923	2'23.269	16.004	29.711	22.939	276.2							
6	1'39.641	33.742	14.615	28.500	22.784	301.5							
7	1'36.525	31.605	14.450	28.182	22.288	301.5							
8	1'56.503 P	38.925	16.014	30.634	30.930	271.9							

Fastest Lap: Aleix ESPARGARO Team SUZUKI ECST SPA **1'33.380** 30.840 13.933 27.093 21.514

These data/results cannot be reproduced, stored and/or transmitted in whole or in part by any manner of electronic, mechanical, photocopying, recording, broadcasting or otherwise now known or herein after developed without the previous express consent by the copyright owner, except for reproduction in daily press and regular printed publications on sale to the public within 60 days of the event related to those data/results and always provided that copyright symbol appears together as follows below.
© DORNA, 2015



**MOTUL TT ASSEN***After the Qualifying Nr. 1***Event Best Maximum Speed**

<i>Rider</i>	<i>Nation Team</i>	<i>Motorcycle</i>	<i>Km/h</i>	
29 Andrea IANNONE	ITA Ducati Team	DUCATI	319.8	Free Practice Nr. 3
4 Andrea DOVIZIOSO	ITA Ducati Team	DUCATI	318.5	Free Practice Nr. 3
26 Dani PEDROSA	SPA Repsol Honda Team	HONDA	315.3	Free Practice Nr. 3
8 Hector BARBERA	SPA Avintia Racing	DUCATI	314.7	Free Practice Nr. 3
44 PoI ESPARGARO	SPA Monster Yamaha Tech 3	YAMAHA	314.5	Free Practice Nr. 3
93 Marc MARQUEZ	SPA Repsol Honda Team	HONDA	313.8	Free Practice Nr. 3
35 Cal CRUTCHLOW	GBR CWM LCR Honda	HONDA	313.3	Free Practice Nr. 3
38 Bradley SMITH	GBR Monster Yamaha Tech 3	YAMAHA	313.1	Free Practice Nr. 3
9 Danilo PETRUCCI	ITA Octo Pramac Racing	DUCATI	311.0	Free Practice Nr. 3
63 Mike DI MEGLIO	FRA Avintia Racing	DUCATI	310.3	Free Practice Nr. 3
99 Jorge LORENZO	SPA Movistar Yamaha MotoGP	YAMAHA	310.0	Free Practice Nr. 3
46 Valentino ROSSI	ITA Movistar Yamaha MotoGP	YAMAHA	309.8	Free Practice Nr. 4
68 Yonny HERNANDEZ	COL Octo Pramac Racing	DUCATI	309.7	Free Practice Nr. 3
6 Stefan BRADL	GER Athinà Forward Racing	YAMAHA FORWARD	307.6	Free Practice Nr. 4
45 Scott REDDING	GBR EG 0,0 Marc VDS	HONDA	307.1	Free Practice Nr. 4
25 Maverick VIÑALES	SPA Team SUZUKI ECSTAR	SUZUKI	305.6	Free Practice Nr. 3
19 Alvaro BAUTISTA	SPA Aprilia Racing Team Gresini	APRILIA	304.9	Free Practice Nr. 3
33 Marco MELANDRI	ITA Aprilia Racing Team Gresini	APRILIA	304.8	Free Practice Nr. 3
50 Eugene LAVERTY	IRL Aspar MotoGP Team	HONDA	304.7	Free Practice Nr. 3
69 Nicky HAYDEN	USA Aspar MotoGP Team	HONDA	304.1	Free Practice Nr. 3
43 Jack MILLER	AUS CWM LCR Honda	HONDA	302.8	Free Practice Nr. 3
76 Loris BAZ	FRA Athinà Forward Racing	YAMAHA FORWARD	302.7	Free Practice Nr. 4
41 Aleix ESPARGARO	SPA Team SUZUKI ECSTAR	SUZUKI	301.6	Free Practice Nr. 4
15 Alex DE ANGELIS	RSM E-Motion IodaRacing Team	ART	295.4	Free Practice Nr. 3

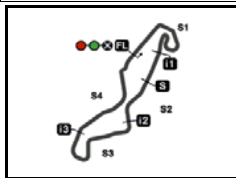
These data/results cannot be reproduced, stored and/or transmitted in whole or in part by any manner of electronic, mechanical, photocopying, recording, broadcasting or otherwise now known or herein after developed without the previous express consent by the copyright owner, except for reproduction in daily press and regular printed publications on sale to the public within 60 days of the event related to those data/results and always provided that copyright symbol appears together as follows below.

© DORNA, 2015

Official MotoGP Timing by TISSOT
www.motogp.com

Assen, Friday, June 26, 2015





4542 m.

MOTUL TT ASSEN

Qualifying Nr. 1

Best Partial Times

MotoGP

IT Ideal Lap Time, sum of the best partial times*BT* Best Lap Time

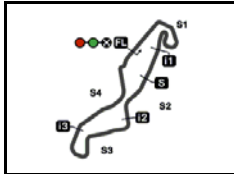
<i>T1</i>		<i>T2</i>		<i>T3</i>		<i>T4</i>				<i>IT</i>	<i>BT</i>	
<i>Pos</i>	<i>Rider</i>	<i>Time</i>	<i>Rider</i>	<i>Time</i>	<i>Rider</i>	<i>Time</i>	<i>Rider</i>	<i>Time</i>	<i>Pos</i>	<i>Rider</i>	<i>IT</i>	<i>BT</i>
1	D.PETRUCCI	30.715	D.PETRUCCI	13.916	A.ESPARGARO	27.093	A.ESPARGARO	21.514	1	A.ESPARGAR	1'33.380	1'33.380 (1)
2	Y.HERNANDEZ	30.815	A.ESPARGARO	13.933	L.BAZ	27.176	D.PETRUCCI	21.585	2	D.PETRUCCI	1'33.414	1'33.503 (2)
3	A.ESPARGARO	30.840	H.BARBERA	13.967	S.REDDING	27.182	S.BRADL	21.637	3	S.BRADL	1'33.789	1'33.789 (3)
4	E.LAVERTY	30.905	S.BRADL	14.026	D.PETRUCCI	27.198	L.BAZ	21.659	4	Y.HERNANDEZ	1'33.864	1'33.875 (4)
5	S.BRADL	30.914	S.REDDING	14.055	S.BRADL	27.212	S.REDDING	21.683	5	L.BAZ	1'33.964	1'33.999 (5)
6	H.BARBERA	30.958	L.BAZ	14.061	H.BARBERA	27.271	Y.HERNANDEZ	21.699	6	S.REDDING	1'33.979	1'34.071 (6)
7	A.BAUTISTA	31.030	Y.HERNANDEZ	14.070	Y.HERNANDEZ	27.280	H.BARBERA	21.811	7	H.BARBERA	1'34.007	1'34.223 (7)
8	M.DI MEGLIO	31.038	N.HAYDEN	14.083	J.MILLER	27.294	M.DI MEGLIO	21.818	8	M.DI MEGLIO	1'34.267	1'34.289 (8)
9	S.REDDING	31.059	J.MILLER	14.089	M.DI MEGLIO	27.311	J.MILLER	21.824	9	E.LAVERTY	1'34.357	1'34.428 (9)
10	L.BAZ	31.068	M.DI MEGLIO	14.100	E.LAVERTY	27.386	A.DE ANGELIS	21.871	10	J.MILLER	1'34.409	1'34.645 (10)
11	N.HAYDEN	31.177	E.LAVERTY	14.146	N.HAYDEN	27.448	A.BAUTISTA	21.906	11	A.BAUTISTA	1'34.650	1'34.736 (11)
12	J.MILLER	31.202	A.BAUTISTA	14.171	A.BAUTISTA	27.543	E.LAVERTY	21.920	12	N.HAYDEN	1'34.656	1'34.972 (12)
13	DE ANGELIS	31.371	A.DE ANGELIS	14.349	A.DE ANGELIS	27.593	N.HAYDEN	21.948	13	A.DE ANGELIS	1'35.184	1'35.189 (13)
14	M.MELANDRI	31.573	M.MELANDRI	14.369	M.MELANDRI	27.968	M.MELANDRI	22.288	14	M.MELANDRI	1'36.198	1'36.376 (14)

These data/results cannot be reproduced, stored and/or transmitted in whole or in part by any manner of electronic, mechanical, photocopying, recording, broadcasting or otherwise now known or herein after developed without the previous express consent by the copyright owner, except for reproduction in daily press and regular printed publications on sale to the public within 60 days of the event related to those data/results and always provided that copyright symbol appears together as follows below.

© DORNA, 2015

Official MotoGP Timing by TISSOT
www.motogp.com






4542 m.

MOTUL TT ASSEN

Qualifying Nr. 1

Fastest Laps Sequence

<i>Practice Time</i>	 <i>Rider</i>	<i>Nation</i>	<i>Motorcycle</i>	<i>Time</i>	<i>Km/h</i>	<i>Rider's Lap</i>
3'13.372	41 Aleix ESPARGARO	SPA	SUZUKI	1'33.936	174.0	2
3'53.564	6 Stefan BRADL	GER	YAMAHA FORWARD	1'33.789	174.3	2
4'17.195	9 Danilo PETRUCCI	ITA	DUCATI	1'33.503	174.8	2
4'46.752	41 Aleix ESPARGARO	SPA	SUZUKI	1'33.380	175.1	3

These data/results cannot be reproduced, stored and/or transmitted in whole or in part by any manner of electronic, mechanical, photocopying, recording, broadcasting or otherwise now known or herein after developed without the previous express consent by the copyright owner, except for reproduction in daily press and regular printed publications on sale to the public within 60 days of the event related to those data/results and always provided that copyright symbol appears together as follows below.

© DORNA, 2015

Official MotoGP Timing by TISSOT
www.motogp.com

Assen, Friday, June 26, 2015

