


4226 m.

GP TIM DI SAN MARINO E DELLA RIVIERA DI RIMINI

Qualifying
Classification

	Rider	Nation	Team	Motorcycle	Time	Lap	Total	Gap	Top Speed	
1	33 Enea BASTIANINI	ITA	Gresini Racing Team Moto3	HONDA	1'42.486	13	14		200.0	
2	41 Brad BINDER	RSA	Red Bull KTM Ajo	KTM	1'42.523	13	14	0.037	0.037	202.7
3	52 Danny KENT	GBR	Leopard Racing	HONDA	1'42.782	14	14	0.296	0.259	199.6
4	23 Niccolò ANTONELLI	ITA	Ongetta-Rivacold	HONDA	1'42.812	14	16	0.326	0.030	204.0
5	5 Romano FENATI	ITA	SKY Racing Team VR46	KTM	1'42.983	16	16	0.497	0.171	207.3
6	44 Miguel OLIVEIRA	POR	Red Bull KTM Ajo	KTM	1'43.008	14	17	0.522	0.025	203.0
7	7 Efred VAZQUEZ	SPA	Leopard Racing	HONDA	1'43.074	14	14	0.588	0.066	204.5
8	48 Lorenzo DALLA PORTA	ITA	Husqvarna Factory Laglisse	HUSQVARNA	1'43.211	14	17	0.725	0.137	204.3
9	65 Philipp OETTL	GER	Schedl GP Racing	KTM	1'43.227	16	19	0.741	0.016	206.3
10	76 Hiroki ONO	JPN	Leopard Racing	HONDA	1'43.271	16	16	0.785	0.044	206.2
11	32 Isaac VIÑALES	SPA	RBA Racing Team	KTM	1'43.294	13	16	0.808	0.023	203.8
12	21 Francesco BAGNAIA	ITA	MAPFRE Team MAHINDRA	MAHINDRA	1'43.319	15	18	0.833	0.025	202.5
13	10 Alexis MASBOU	FRA	SAXOPRINT RTG	HONDA	1'43.351	15	16	0.865	0.032	205.4
14	95 Jules DANILO	FRA	Ongetta-Rivacold	HONDA	1'43.417	16	17	0.931	0.066	203.5
15	88 Jorge MARTIN	SPA	MAPFRE Team MAHINDRA	MAHINDRA	1'43.432	13	15	0.946	0.015	202.2
16	58 Juanfran GUEVARA	SPA	MAPFRE Team MAHINDRA	MAHINDRA	1'43.519	16	17	1.033	0.087	203.0
17	40 Darryn BINDER	RSA	Outox Reset Drink Team	MAHINDRA	1'43.538	4	15	1.052	0.019	203.1
18	91 Gabriel RODRIGO	ARG	RBA Racing Team	KTM	1'43.572	13	14	1.086	0.034	203.0
19	24 Tatsuki SUZUKI	JPN	CIP	MAHINDRA	1'43.634	12	15	1.148	0.062	201.2
20	11 Livio LOI	BEL	RW Racing GP	HONDA	1'43.796	18	18	1.310	0.162	203.5
21	16 Andrea MIGNO	ITA	SKY Racing Team VR46	KTM	1'43.846	16	17	1.360	0.050	202.7
22	63 Zulfahmi KHAIRUDDIN	MAL	Drive M7 SIC	KTM	1'43.867	10	13	1.381	0.021	202.4
23	98 Karel HANIKA	CZE	Red Bull KTM Ajo	KTM	1'43.898	12	12	1.412	0.031	202.8
24	6 Maria HERRERA	SPA	Husqvarna Factory Laglisse	HUSQVARNA	1'43.949	14	16	1.463	0.051	203.0
25	17 John MCPHEE	GBR	SAXOPRINT RTG	HONDA	1'43.986	15	15	1.500	0.037	204.6
26	29 Stefano MANZI	ITA	San Carlo Team Italia	MAHINDRA	1'44.072	16	18	1.586	0.086	200.4
27	2 Remy GARDNER	AUS	CIP	MAHINDRA	1'44.190	16	17	1.704	0.118	198.7
28	12 Matteo FERRARI	ITA	San Carlo Team Italia	MAHINDRA	1'44.192	18	19	1.706	0.002	200.0
29	55 Andrea LOCATELLI	ITA	Gresini Racing Team Moto3	HONDA	1'44.270	3	3	1.784	0.078	202.5
30	19 Alessandro TONUCCI	ITA	Outox Reset Drink Team	MAHINDRA	1'44.548	16	16	2.062	0.278	202.0
31	22 Ana CARRASCO	SPA	RBA Racing Team	KTM	1'44.920	16	16	2.434	0.372	201.3
32	90 Adrian GYUTAI	HUN	Turvital di Vitali Ordeo	TVR	1'49.065	6	15	6.579	4.145	190.1

Not classified

*	9 Jorge NAVARRO	SPA	Estrella Galicia 0,0	HONDA
*	20 Fabio QUARTARARO	FRA	Estrella Galicia 0,0	HONDA

Disqualified

84	Jakub KORNFEIL	CZE	Drive M7 SIC	KTM
----	----------------	-----	--------------	-----

Practice condition: Dry

Air: 23°

Humidity: 60%

Ground: 36°

Fastest Lap:	Lap: 13	Enea BASTIANINI	1'42.486	148.4 Km/h
Circuit Record Lap:	2014	Juanfran GUEVARA	1'43.196	147.4 Km/h
Circuit Best Lap:	2015	Danny KENT	1'42.209	148.8 Km/h

Rider #84 KORNFEIL disqualified from results due to an infringement of technical regulation 3.2.1. of the FIM Road Racing World championship Grand Prix regulations.

* Have qualified for the race having achieved a time within 107 % of the fastest rider in a free practice session.

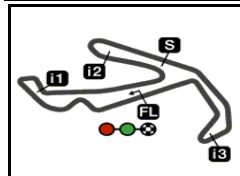
The results are provisional until the end of the limit for protest and appeals.

Time limit for protest expires 30' after publication of the results - Mr. Time:

These data/results cannot be reproduced, stored and/or transmitted in whole or in part by any manner of electronic, mechanical, photocopying, recording, broadcasting or otherwise now known or herein after developed without the previous express consent by the copyright owner, except for reproduction in daily press and regular printed publications on sale to the public within 60 days of the event related to those data/results and always provided that copyright symbol appears together as follows below.

© DORNA, 2015





4226 m.

GP TIM DI SAN MARINO E DELLA RIVIERA DI RIMINI

Qualifying

Top Speed & Average

21A



Rider	Nation	Motorcycle	Top 5 speeds					Average	Top
5 Romano FENATI	ITA	KTM	207.3	204.5	203.3	202.6	201.6	203.9	207.3
65 Philipp OETTL	GER	KTM	206.3	205.9	203.4	200.2	199.6	203.1	206.3
76 Hiroki ONO	JPN	HONDA	206.2	205.5	204.7	203.8	203.3	204.7	206.2
10 Alexis MASBOU	FRA	HONDA	205.4	204.7	204.0	203.8	203.1	204.2	205.4
17 John MCPHEE	GBR	HONDA	204.6	202.8	201.7	200.9	200.9	201.8	204.6
7 Efen VAZQUEZ	SPA	HONDA	204.5	203.5	202.2	201.9	201.5	202.7	204.5
48 Lorenzo DALLA PORTA	ITA	HUSQVARNA	204.3	203.5	203.3	202.3	202.0	203.1	204.3
23 Niccolò ANTONELLI	ITA	HONDA	204.0	203.3	202.7	202.0	201.3	202.7	204.0
32 Isaac VIÑALES	SPA	KTM	203.8	200.1	199.4	199.1	198.8	200.2	203.8
11 Livio LOI	BEL	HONDA	203.5	203.4	203.3	203.3	202.4	203.2	203.5
95 Jules DANILLO	FRA	HONDA	203.5	202.7	201.9	201.9	201.4	202.0	203.5
40 Darryn BINDER	RSA	MAHINDRA	203.1	202.6	201.9	200.5	199.5	201.5	203.1
6 Maria HERRERA	SPA	HUSQVARNA	203.0	203.0	202.5	201.2	200.6	202.1	203.0
44 Miguel OLIVEIRA	POR	KTM	203.0	201.5	199.5	198.5	198.4	200.2	203.0
58 Juanfran GUEVARA	SPA	MAHINDRA	203.0	202.8	202.4	201.6	199.8	201.9	203.0
91 Gabriel RODRIGO	ARG	KTM	203.0	202.6	202.4	201.2	200.0	201.5	203.0
98 Karel HANIKA	CZE	KTM	202.8	199.6	198.0	198.0	197.8	199.2	202.8
41 Brad BINDER	RSA	KTM	202.7	200.1	199.1	198.8	198.0	199.7	202.7
16 Andrea MIGNO	ITA	KTM	202.7	202.0	201.5	201.0	200.5	201.5	202.7
21 Francesco BAGNAIA	ITA	MAHINDRA	202.5	201.7	201.0	200.4	199.2	201.0	202.5
55 Andrea LOCATELLI	ITA	HONDA	202.5	192.0	158.1			184.2	202.5
63 Zulfahmi KHAIRUDDIN	MAL	KTM	202.4	202.2	201.6	201.1	200.6	201.6	202.4
88 Jorge MARTIN	SPA	MAHINDRA	202.2	201.7	199.5	197.1	196.8	199.0	202.2
19 Alessandro TONUCCI	ITA	MAHINDRA	202.0	199.5	198.3	198.1	197.9	199.2	202.0
84 Jakub KORNFEIL	CZE	KTM	201.6	200.9	200.4	200.0	199.7	200.5	201.6
22 Ana CARRASCO	SPA	KTM	201.3	201.3	201.1	200.7	200.2	200.9	201.3
24 Tatsuki SUZUKI	JPN	MAHINDRA	201.2	200.8	200.7	200.1	199.7	200.5	201.2
29 Stefano MANZI	ITA	MAHINDRA	200.4	200.1	197.8	197.0	196.9	198.2	200.4
12 Matteo FERRARI	ITA	MAHINDRA	200.0	199.2	198.0	197.5	195.2	198.0	200.0
33 Enea BASTIANINI	ITA	HONDA	200.0	199.0	198.8	197.9	197.8	198.7	200.0
52 Danny KENT	GBR	HONDA	199.6	199.4	198.4	197.1	196.9	198.1	199.6
2 Remy GARDNER	AUS	MAHINDRA	198.7	196.7	196.0	195.9	194.4	196.3	198.7
90 Adrian GYUTAI	HUN	TVR	190.1	189.2	186.9	186.3	186.1	187.7	190.1

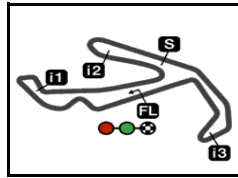
These data/results cannot be reproduced, stored and/or transmitted in whole or in part by any manner of electronic, mechanical, photocopying, recording, broadcasting or otherwise now known or herein after developed without the previous express consent by the copyright owner, except for reproduction in daily press and regular printed publications on sale to the public within 60 days of the event related to those data/results and always provided that copyright symbol appears together as follows below.

© DORNA, 2015

Official MotoGP Timing by TISSOT
www.motogp.com



Misano Adriatico, Saturday, September 12, 2015



4226 m.

GP TIM DI SAN MARINO E DELLA RIVIERA DI RIMINI

Qualifying

Chronological Analysis of Performances

22A

* Lap / Sector time cancelled

T1 Time from finish line to 1st intermediate

T3 Time from 2nd intermed. to 3rd intermed.

P Crossing the finish line in pit lane

T2 Time from 1st intermed. to 2nd intermed.

T4 Time from 3rd intermediate to finish line

Lap	Lap Time	T1	T2	T3	T4	Speed	Lap	Lap Time	T1	T2	T3	T4	Speed	
1st	33	Enea BASTIANINI Gresini Racing Team ITA						11	1'43.093	27.068	24.503	28.914	22.608	196.9
		Runs=3	Total laps=14	Full laps=9			12	1'57.920 *	<u>26.949</u>	30.370*	37.014	23.587	167.3	
1	2'23.347	1'02.265	26.511	30.752	23.819	183.3	13	1'43.233	27.107	24.470	28.935	22.721	<u>199.6</u>	
2	1'44.719	27.597	24.792	29.360	22.970	197.9	14	<u>1'42.782</u>	26.960	<u>24.415</u>	<u>28.806</u>	<u>22.601</u>	197.1	
3	1'44.348	27.542	24.692	29.226	22.888	197.3	4th	23	Niccolò ANTONELLI Ongetta-Rivacold ITA					
4	11'18.285 P	28.441	25.253	29.494	9'55.097	197.0			Runs=3	Total laps=16	Full laps=11			
5	1'59.862	34.738	26.625	31.023	27.476	178.9	1	3'16.272	1'43.608	39.727	29.550	23.387	200.5	
6	1'43.291	27.347	24.325	28.896	22.723	<u>200.0</u>	2	1'44.084	27.378	24.598	28.946	23.162	<u>204.0</u>	
7	1'43.011	27.029	24.397	<u>28.863</u>	22.722	198.8	3	1'43.290	27.196	24.451	28.803	22.840	203.3	
8	1'47.074	27.537	25.358	31.357	22.822	169.9	4	1'44.464	27.249	24.470	29.563	23.182	198.7	
9	8'00.990 P	27.079	24.335	29.061	6'40.515	197.8	5	1'43.475	27.177	24.487	28.807	23.004	202.0	
10	2'09.040	40.353	27.231	35.476	25.980	135.7	6	5'01.676 P	27.663	25.026	31.551	3'37.436	156.7	
11	1'42.901	26.990	24.328	28.982	22.601	197.3	7	1'52.658	34.904	25.688	29.227	22.839	199.7	
12	1'52.816 *	29.082	29.044*	30.282	24.408	187.8	8	1'43.349	27.197	24.435	28.810	22.907	201.3	
13	<u>1'42.486</u>	<u>26.940</u>	<u>24.110</u>	28.875	<u>22.561</u>	199.0	9	1'43.332	27.184	24.478	28.888	22.782	199.9	
14	1'43.627	27.156	24.477	29.046	22.948	197.4	10	1'43.099	27.007	24.442	28.788	22.862	201.0	
2nd	41	Brad BINDER Red Bull KTM Ajo RSA						11	1'43.223	27.124	24.511	28.859	<u>22.729</u>	200.7
		Runs=3	Total laps=14	Full laps=9			12	8'32.780 P	28.035	25.725	30.331	7'08.689	191.7	
1	3'11.074	1'51.926	25.698	29.898	23.552	189.2	13	2'09.282	38.515	30.496	34.834	25.437	178.7	
2	1'48.774	29.796	25.406	29.671	23.901	197.4	14	<u>1'42.812</u>	27.120	<u>24.212</u>	<u>28.695</u>	22.785	202.7	
3	1'43.658	27.150	24.583	29.003	22.922	198.8	15	1'51.622	<u>26.846</u>	24.400	37.423	22.953	137.0	
4	1'43.378	27.137	24.525	28.946	22.770	200.1	16	1'46.007	27.024	24.362	31.460	23.161	198.6	
5	7'53.457 P	30.029	24.677	29.047	6'29.704	199.1	5th	5	Romano FENATI SKY Racing Team VR ITA					
6	1'53.955	35.369	25.230	29.845	23.511	193.8			Runs=3	Total laps=16	Full laps=11			
7	1'43.384	27.105	24.533	28.998	22.748	198.0	1	3'04.652	1'35.575	34.581	30.795	23.701	184.6	
8	1'46.002	27.089	24.567	29.676	24.670	197.5	2	1'44.048	27.493	24.642	28.961	22.952	201.6	
9	1'43.326	27.366	24.423	<u>28.754</u>	22.783	<u>202.7</u>	3	1'46.807	29.821	25.082	28.811	23.093	202.6	
10	1'43.270	27.080	24.511	28.924	22.755	197.9	4	1'43.564	27.590	<u>24.320</u>	<u>28.549</u>	23.105	<u>207.3</u>	
11	9'46.293 P	27.133	24.581	29.686	8'24.893	197.1	5	1'56.956	31.266	26.182	30.449	29.059	187.5	
12	1'55.605	36.427	25.146	30.840	23.192	172.9	6	6'49.950 P	27.472	24.477	28.844	5'29.157	200.2	
13	<u>1'42.523</u>	<u>26.802</u>	<u>24.229</u>	28.932	<u>22.560</u>	197.0	7	2'07.094	35.713	32.534	29.506	29.341	197.9	
14	1'42.738	26.864	24.358	28.932	22.584	197.7	8	1'44.697	27.856	24.740	28.762	23.339	201.5	
3rd	52	Danny KENT Leopard Racing GBR						9	1'43.337	27.344	24.421	28.563	23.009	204.5
		Runs=2	Total laps=14	Full laps=11			10	1'43.767	27.400	24.567	28.829	22.971	199.6	
1	2'58.270	1'18.755	39.605	34.432	25.478	183.3	11	1'43.703	27.381	24.567	28.741	23.014	200.7	
2	1'52.130	27.580	31.725	29.486	23.339	198.4	12	7'33.506 P	33.340	26.152	31.064	6'02.950	186.6	
3	1'44.216 *	27.286	24.794*	29.130	23.006	196.3	13	1'56.381	36.790	26.183	30.317	23.091	194.1	
4	1'44.428	27.275	24.701	29.147	23.305	199.4	14	1'43.567	27.133	24.534	29.027	22.873	197.4	
5	1'43.969 *	27.265	24.640*	29.259	22.805	196.9	15	1'45.372	27.221	24.497	29.833	23.821	184.5	
6	1'58.409 *	27.318	28.918*	37.017	25.156	147.7	16	<u>1'42.983</u>	<u>27.126</u>	24.487	28.634	<u>22.736</u>	203.3	
7	1'43.853	27.154	24.705	29.156	22.838	195.9	6th	44	Miguel OLIVEIRA Red Bull KTM Ajo POR					
8	1'47.233	27.177	24.743	31.236	24.077	176.8			Runs=3	Total laps=17	Full laps=12			
9	16'24.109 P	27.257	24.735	29.366	15'02.751	194.8	1	2'53.829	1'33.057	26.471	30.541	23.760	195.1	
10	2'38.995	44.714	41.942	47.349	24.990	90.2								

Fastest Lap: Enea BASTIANINI Gresini Racing Team ITA **1'42.486** 26.940 24.110 28.875 22.561

These data/results cannot be reproduced, stored and/or transmitted in whole or in part by any manner of electronic, mechanical, photocopying, recording, broadcasting or otherwise now known or herein after developed without the previous express consent by the copyright owner, except for reproduction in daily press and regular printed publications on sale to the public within 60 days of the event related to those data/results and always provided that copyright symbol appears together as follows below.
© DORNA, 2015



Qualifying

Moto3

Lap	Lap Time	T1	T2	T3	T4	Speed	Lap	Lap Time	T1	T2	T3	T4	Speed
2	1'44.520	27.769	24.768	29.061	22.922	197.7	1	1'53.527	35.549	25.107	29.626	23.245	197.2
3	1'43.558	27.254	24.645	28.904	22.755	197.6	2	1'44.530	27.618	24.529	29.368	23.015	199.0
4	1'43.471	27.187	24.618	28.980	22.686	198.5	3	1'44.160	27.490	24.567	29.143	22.960	199.2
5	1'43.296 *	27.074	24.556*	28.827	22.839	199.5	4	1'44.075	27.472	24.461	29.169	22.973	198.4
6	6'00.117 P	29.307	26.009	30.453	4'34.348	190.5	5	1'44.199 *	27.408	24.586*	29.265	22.940	199.1
7	1'53.061	35.326	25.272	29.427	23.036	196.7	6	1'46.088	29.123	24.709	29.242	23.014	197.9
8	1'43.300	27.209	24.562	28.910	22.619	198.3	7	1'44.188	27.375	24.596	29.240	22.977	198.4
9	1'43.171	26.990	24.502	29.014	22.665	196.8	8	1'43.935	27.417	24.465	29.155	22.898	198.7
10	1'43.192	27.107	24.420	28.868	22.797	198.4	9	1'44.117	27.420	24.402	29.115	23.180	199.6
11	1'43.269	27.063	24.469	28.979	22.758	197.5	10	1'44.052	27.434	24.508	29.230	22.880	199.0
12	7'51.669 P	28.373	26.135	29.866	6'27.295	194.2	11	1'43.912	27.483	24.464	29.092	22.873	200.2
13	2'09.936	41.167	27.505	35.825	25.439	166.7	12	10'08.664 P	32.684	30.377	30.340	8'35.263	195.0
14	1'43.008	27.148	24.330	28.878	22.652	203.0	13	1'51.585	34.757	24.787	29.191	22.850	198.5
15	1'43.185	26.935	24.469	29.136	22.645	195.9	14	1'43.387	27.284	24.396	29.056	22.651	199.3
16	1'53.603	35.742	26.081	28.946	22.834	201.5	15	1'43.815	27.335	24.318	28.993	23.169	203.4
17	1'43.352	27.157	24.437	28.973	22.785	198.0	16	1'43.227	27.315	24.368	28.882	22.662	206.3
7th 7 Efren VAZQUEZ Leopard Racing SPA							10th 76 Hiroki ONO Leopard Racing JPN						
Runs=3 Total laps=14 Full laps=9							Runs=3 Total laps=16 Full laps=11						
1	3'00.485	1'22.975	33.489	38.147	25.874	190.8	1	3'00.562	1'21.411	36.918	36.470	25.763	188.1
2	1'44.671	27.956	24.739	29.014	22.962	201.9	2	1'44.782	28.069	24.780	28.978	22.955	206.2
3	1'44.260	27.553	24.763	29.041	22.903	200.4	3	1'44.774	27.631	24.735	29.182	23.226	199.6
4	1'43.518	27.314	24.549	28.855	22.800	204.5	4	1'44.096	27.506	24.703	29.053	22.834	203.8
5	1'50.830	29.711	29.104	29.154	22.861	201.5	5	1'57.548	33.881	27.365	33.125	23.177	173.2
6	1'43.752	27.280	24.622	29.039	22.811	199.8	6	1'49.810	27.863	25.271	32.039	24.637	171.8
7	8'08.039 P	27.636	24.852	29.390	6'46.161	195.1	7	1'43.949	27.452	24.538	29.090	22.869	203.3
8	2'13.917	45.817	31.700	31.729	24.671	198.2	8	6'15.154 P	27.457	24.573	29.390	4'53.734	200.0
9	10'12.218 P	45.507	28.781	31.342	8'26.588	188.7	9	2'07.195	39.722	28.777	34.605	24.091	190.1
10	2'18.355	45.167	29.730	36.243	27.215	169.4	10	1'49.038	28.237	25.095	30.265	25.441	193.9
11	1'44.209	27.666	24.670	29.138	22.735	203.5	11	8'00.433 P	27.894	25.038	29.908	6'37.593	200.1
12	1'44.161	27.285	24.519	29.407	22.950	201.4	12	2'40.501	1'02.909	37.156	35.136	25.300	173.7
13	1'48.922	27.339	27.137	31.491	22.955	177.3	13	1'46.365	27.667	24.955	30.872	22.871	190.9
14	1'43.074	27.349	24.394	28.695	22.636	202.2	14	1'44.655	27.661	24.369	29.447	23.178	204.7
8th 48 Lorenzo DALLA PO Husqvarna Factory La ITA							11th 32 Isaac VIÑALES RBA Racing Team SPA						
Runs=3 Total laps=17 Full laps=12							Runs=3 Total laps=16 Full laps=11						
1	2'53.627	1'20.683	27.167	30.468	35.309	201.8	1	2'59.050	1'26.391	33.199	34.141	25.319	186.1
2	1'45.408	28.202	25.055	28.952	23.199	203.3	2	1'49.294	27.465	25.159	33.426	23.244	130.7
3	1'44.649	27.534	24.883	29.164	23.068	198.5	3	1'44.368	27.328	24.922	28.839	23.279	199.4
4	1'44.620	27.922	24.527	29.183	22.988	204.3	4	1'44.280	27.470	24.952	28.878	22.980	198.4
5	1'43.786	27.362	24.543	28.936	22.945	203.5	5	1'50.447	32.189	26.108	29.256	22.894	196.4
6	1'44.014	27.447	24.585	29.169	22.813	198.1	6	1'44.313	27.256	24.803	28.955	23.299	200.1
7	6'14.888 P	29.336	25.412	29.827	4'50.313	194.4	7	6'56.932 P	28.910	25.463	29.835	5'32.724	192.3
8	1'51.460	33.818	25.254	29.316	23.072	197.8	8	2'06.109	39.998	33.139	30.035	22.937	198.4
9	1'44.422	27.559	24.897	29.117	22.849	198.1	9	1'43.506	27.142	24.823	28.734	22.807	198.8
10	1'44.280	27.670	24.650	29.066	22.894	199.3	10	1'44.025	27.286	24.826	28.934	22.979	197.0
11	1'43.655	27.406	24.543	28.910	22.796	199.0	11	8'11.252 P	27.545	25.175	30.266	6'48.266	183.1
12	7'03.829 P	27.313	24.671	29.111	5'42.734	198.6	12	2'07.510	37.402	28.275	36.617	25.216	178.6
13	2'38.691	53.990	43.598	34.869	26.234	168.4	13	1'43.294	27.191	24.509	28.843	22.751	203.8
14	1'43.211	27.259	24.377	28.686	22.889	202.3	14	1'44.950	27.346	24.673	29.733	23.198	194.2
15	1'43.548	27.376	24.722	28.821	22.629	199.1	15	1'43.409	27.059	24.568	28.942	22.840	198.7
16	1'43.618	27.164	24.497	29.104	22.853	195.9							
17	1'50.200	30.143	26.354	29.651	24.052	202.0							
9th 65 Philipp OETTL Schedl GP Racing GER													
Runs=2 Total laps=19 Full laps=16													

Fastest Lap: Enea BASTIANINI Gresini Racing Team ITA 1'42.486 26.940 24.110 28.875 22.561

These data/results cannot be reproduced, stored and/or transmitted in whole or in part by any manner of electronic, mechanical, photocopying, recording, broadcasting or otherwise now known or herein after developed without the previous express consent by the copyright owner, except for reproduction in daily press and regular printed publications on sale to the public within 60 days of the event related to those data/results and always provided that copyright symbol appears together as follows below.
© DORNA, 2015



Qualifying

Moto3

Lap	Lap Time	T1	T2	T3	T4	Speed	Lap	Lap Time	T1	T2	T3	T4	Speed	
16	1'43.620	27.045	24.652	28.907	23.016	199.1	13	2'09.742	39.091	29.792	33.350	27.509	184.7	
12th	21	Francesco BAGNAI MAPFRE Team MAHI ITA						14	1'44.159	27.439	24.548	29.123	23.049	201.4
		Runs=3	Total laps=18	Full laps=13			15	1'44.085	27.482	24.615	29.096	22.892	201.4	
1	2'45.759	1'19.506	26.444	31.329	28.480	179.6	16	1'43.417	27.265	24.455	28.927	22.770	203.5	
2	1'45.017	27.695	25.071	29.286	22.965	196.8	17	1'44.087	27.396	24.379	29.418	22.894	201.4	
3	1'47.080	27.371	25.046	29.232	25.431	196.5	15th	88	Jorge MARTIN MAPFRE Team MAHI SPA					
4	1'48.836	31.706	25.048	29.165	22.917	198.3			Runs=3	Total laps=15	Full laps=10			
5	1'44.362	27.319	24.922	29.158	22.963	196.9	1	2'46.221	1'20.481	26.709	30.297	28.734	196.8	
6	1'44.304	27.229	24.859	29.302	22.914	195.6	2	1'47.371	27.554	24.892	31.471	23.454	162.0	
7	5'33.569	P 30.567	25.555	29.394	4'08.053	196.0	3	1'43.665	27.391	24.578	28.880	22.816	199.5	
8	1'59.880	34.566	25.945	31.560	27.809	181.9	4	1'50.024	27.529	26.265	33.340	22.890	176.1	
9	1'44.132	27.447	24.875	28.901	22.909	200.4	5	1'46.513	27.182	24.656	29.078	25.597	202.2	
10	1'44.201	27.300	25.030	29.048	22.823	201.7	6	6'45.287	P 27.702	24.797	29.529	5'23.259	197.1	
11	1'49.681	27.398	24.875	32.475	24.933	182.5	7	1'57.017	36.902	27.046	30.034	23.035	195.8	
12	1'44.667	* 27.614	24.802*	29.231	23.020	198.9	8	1'43.642	27.185	24.707	29.072	22.678	196.0	
13	6'15.151	P 29.099	25.591	30.073	4'50.388	195.8	9	1'43.516	27.156	24.582	29.037	22.741	196.8	
14	2'09.954	37.930	32.140	34.331	25.553	167.5	10	9'58.667	P 29.144	25.880	33.936	8'29.707	137.7	
15	1'43.319	27.301	24.530	28.812	22.676	202.5	11	2'14.787	45.411	31.063	35.379	22.934	167.9	
16	1'43.668	27.335	24.651	28.952	22.730	201.0	12	1'43.557	27.147	24.571	29.148	22.691	195.2	
17	1'48.365	27.216	24.743	30.435	25.971	189.1	13	1'43.432	27.021	24.596	29.107	22.708	194.5	
18	1'43.932	27.255	24.806	29.019	22.852	199.2	14	2'11.799	34.556	34.543	36.378	26.322	166.7	
13th	10	Alexis MASBOU SAXOPRINT RTG FRA						15	1'44.683	28.532	24.392	28.859	22.900	201.7
		Runs=3	Total laps=16	Full laps=11			16th	58	Juanfran GUEVARA MAPFRE Team MAHI SPA					
1	2'48.390	1'16.444	33.768	30.655	27.523	192.0			Runs=3	Total laps=17	Full laps=12			
2	1'53.292	27.986	32.061	29.382	23.863	203.1	1	2'54.000	1'25.645	33.005	31.726	23.624	197.4	
3	1'45.321	27.732	24.978	29.353	23.258	204.7	2	1'45.095	28.003	24.724	29.275	23.093	199.8	
4	1'54.363	27.340	24.796	33.276	28.951	203.8	3	1'45.697	27.816	24.752	30.239	22.890	173.8	
5	1'45.292	27.450	25.613	29.245	22.984	199.6	4	1'43.684	27.387	24.537	28.943	22.817	203.0	
6	1'48.557	27.340	24.738	29.143	27.336	202.2	5	1'43.899	27.505	24.567	28.995	22.832	201.6	
7	9'07.172	P 29.039	25.954	30.085	7'42.094	195.2	6	6'36.068	P 27.654	24.906	32.671	5'10.837	152.5	
8	1'56.025	34.420	26.438	30.489	24.678	196.8	7	2'02.788	37.557	30.905	30.752	23.574	194.8	
9	1'45.430	27.716	25.198	29.429	23.087	196.1	8	1'45.607	27.873	24.864	29.836	23.034	195.6	
10	1'45.177	27.636	24.943	29.450	23.148	197.2	9	1'51.335	27.841	27.070	30.948	25.476	193.9	
11	6'20.484	P 36.943	25.940	30.085	4'47.516	196.3	10	1'49.162	27.733	24.915	29.741	26.773	196.1	
12	1'53.809	34.264	26.304	29.945	23.296	195.4	11	1'44.996	27.743	24.671	29.552	23.030	196.7	
13	1'44.098	27.482	24.778	28.958	22.880	200.8	12	6'44.734	P 27.821	25.402	30.594	5'20.917	189.8	
14	1'43.469	27.278	24.495	28.898	22.798	200.8	13	2'09.992	38.950	29.228	35.965	25.849	170.2	
15	1'43.351	27.191	24.605	28.731	22.824	204.0	14	1'43.542	27.316	24.292	28.824	23.110	202.4	
16	1'43.800	27.266	24.466	29.112	22.956	205.4	15	1'44.047	27.643	24.578	29.185	22.641	196.8	
14th	95	Jules DANILO Ongetta-Rivacold FRA						16	1'43.519	27.302	24.416	29.070	22.731	202.8
		Runs=3	Total laps=17	Full laps=12			17	1'45.800	27.533	24.860	30.318	23.089	187.8	
1	3'05.271	1'36.819	31.738	33.193	23.521	196.3	17th	40	Darryn BINDER Outox Reset Drink Te RSA					
2	1'45.362	28.083	24.766	29.350	23.163	201.9			Runs=3	Total laps=15	Full laps=10			
3	1'44.674	27.666	24.731	29.244	23.033	200.6	1	3'11.360	1'47.148	29.200	31.497	23.515	182.9	
4	1'44.591	27.584	24.845	29.084	23.078	202.7	2	1'48.465	27.808	26.459	30.710	23.488	179.2	
5	1'48.802	27.697	24.856	33.182	23.067	175.4	3	1'44.224	27.559	24.862	28.892	22.911	201.9	
6	1'45.040	27.664	24.882	29.248	23.246	200.2	4	1'43.538	27.249	24.621	28.701	22.967	202.6	
7	5'23.015	P 28.275	25.867	30.135	3'58.738	195.5	5	1'45.000	27.534	24.983	29.432	23.051	199.5	
8	1'55.078	34.759	25.991	29.593	24.735	199.5	6	1'44.540	27.369	24.791	29.177	23.203	199.4	
9	1'44.917	27.823	24.859	29.254	22.981	200.2	7	8'03.861	P 33.431	25.343	29.463	6'35.624	197.1	
10	1'44.523	27.744	24.639	29.103	23.037	201.9	8	1'56.652	37.303	25.594	30.522	23.233	190.8	
11	1'44.472	27.603	24.703	29.222	22.944	200.1	9	1'45.331	27.525	24.986	29.549	23.271	196.8	
12	8'06.397	P 27.603	24.853	29.378	6'44.563	198.5	10	1'45.237	27.451	25.202	29.335	23.249	195.7	

Fastest Lap: Enea BASTIANINI Gresini Racing Team ITA 1'42.486 26.940 24.110 28.875 22.561

These data/results cannot be reproduced, stored and/or transmitted in whole or in part by any manner of electronic, mechanical, photocopying, recording, broadcasting or otherwise now known or herein after developed without the previous express consent by the copyright owner, except for reproduction in daily press and regular printed publications on sale to the public within 60 days of the event related to those data/results and always provided that copyright symbol appears together as follows below.
© DORNA, 2015



Qualifying

Moto3

Lap	Lap Time		T1	T2	T3	T4	Speed	Lap	Lap Time		T1	T2	T3	T4	Speed
11	6'49.294	P	31.310	25.349	29.891	5'22.744	193.9	14	1'43.700		27.356	24.545	29.017	22.782	200.0
12	2'13.772		48.066	27.199	34.537	23.970	144.0	15	1'44.200		27.356	24.444	29.507	22.893	198.1
13	1'53.757		36.019	25.740	29.135	22.863	203.1	16	1'44.098		27.455	24.614	29.246	22.783	197.8
14	1'49.369		27.870	26.908	30.415	24.176	200.5	21st 11 Livio LOI RW Racing GP BEL							
15	1'46.277		27.599	25.129	30.400	23.149	192.8	Runs=3 Total laps=18 Full laps=13							
18th 91	Gabriel RODRIGO RBA Racing Team ARG							1	2'54.637	1'34.099	26.253	30.737	23.548	199.8	
								2	1'45.075	28.047	24.754	29.178	23.096	203.5	
								3	1'44.342	27.708	24.700	28.989	22.945	202.4	
								4	1'44.303	27.814	24.600	29.000	22.889	203.3	
								5	1'44.179	27.781	24.499	29.042	22.857	203.4	
								6	4'55.576	P	27.791	25.180	30.547	3'32.058	201.0
								7	2'18.355		54.698	28.844	31.822	22.991	199.7
								8	1'44.040	27.550	24.674	29.084	22.732	200.0	
								9	1'44.183	27.542	24.606	29.201	22.834	199.2	
								10	1'50.475	28.280	28.326	30.260	23.609	193.6	
								11	1'44.274	27.608	24.666	29.140	22.860	197.3	
								12	6'29.645	P	27.619	26.275	29.959	5'05.792	196.1
								13	2'10.538		42.946	34.344	30.193	23.055	196.7
								14	1'49.302	27.516	25.076	32.189	24.521	190.9	
								15	1'44.023	27.449	24.658	29.149	22.767	198.4	
								16	1'43.816	27.257	24.625	29.124	22.810	198.8	
								17	1'47.830	27.317	24.858	32.440	23.215	199.8	
								18	1'43.796	27.332	24.408	28.990	23.066	203.3	
19th 24	Tatsuki SUZUKI CIP JPN							22nd 16 Andrea MIGNO SKY Racing Team VR ITA							
								Runs=3 Total laps=17 Full laps=12							
								1	3'11.658	1'47.887	26.923	32.551	24.297	174.8	
								2	1'49.225	27.826	25.169	32.027	24.200	176.9	
								3	1'44.119	27.594	24.378	29.182	22.965	202.7	
								4	1'45.716	27.537	25.064	30.029	23.086	195.4	
								5	1'44.447	27.616	24.659	29.027	23.145	200.5	
								6	5'13.188	P	28.566	24.484	28.941	3'51.197	201.5
								7	1'50.844		32.682	25.201	29.427	23.534	198.3
								8	1'50.816	27.775	25.192	31.831	26.018	169.8	
								9	1'44.131	27.496	24.678	29.139	22.818	202.0	
								10	1'44.031	27.248	24.607	29.265	22.911	198.6	
								11	1'49.738	31.819	25.116	29.768	23.035	194.2	
								12	1'44.225	27.481	24.584	29.231	22.929	201.0	
								13	7'30.444	P	28.286	26.011	30.232	6'05.915	189.3
								14	1'55.626		36.486	26.145	29.830	23.165	196.2
								15	1'43.969	27.532	24.532	29.051	22.854	200.0	
								16	1'43.846	27.287	24.486	29.292	22.781	196.5	
								17	1'44.093	27.339	24.661	29.272	22.821	197.8	
20th 84	Jakub KORNFEIL Drive M7 SIC CZE							23rd 63 Zulfahmi KHAIRUD Drive M7 SIC MAL							
								Runs=4 Total laps=14 Full laps=7							
								1	2'54.450	1'26.280	33.110	31.330	23.730	195.2	
								2	1'44.982	28.039	24.755	29.197	22.991	202.4	
								3	1'44.333	27.720	24.653	29.072	22.888	201.6	
								4	1'44.294	27.696	24.543	29.218	22.837	201.1	
								5	1'44.205	27.443	24.555	29.265	22.942	200.6	
								6	5'35.154	P	27.511	26.359	30.694	4'10.590	199.6
								7	1'53.372		35.489	25.318	29.584	22.981	198.6
								8	1'50.443	27.651	24.652	31.623	26.517	161.9	
								9	1'48.666	27.547	24.700	33.417	23.002	153.1	

Fastest Lap: Enea BASTIANINI Gresini Racing Team ITA **1'42.486** 26.940 24.110 28.875 22.561

These data/results cannot be reproduced, stored and/or transmitted in whole or in part by any manner of electronic, mechanical, photocopying, recording, broadcasting or otherwise now known or herein after developed without the previous express consent by the copyright owner, except for reproduction in daily press and regular printed publications on sale to the public within 60 days of the event related to those data/results and always provided that copyright symbol appears together as follows below.
© DORNA, 2015



Qualifying

Moto3

Lap	Lap Time	T1	T2	T3	T4	Speed	Lap	Lap Time	T1	T2	T3	T4	Speed
10	1'43.867	27.500	24.415	29.078	22.874	202.2	14	1'48.371	27.376	24.421	29.501	27.073	204.6
11	9'15.898 P	28.343	25.134	29.913	7'52.508	199.2	15	1'43.986	27.711	24.360	29.090	22.825	202.8
12	5'10.669 P	36.587	26.204	43.635	3'24.243		27th 29 Stefano MANZI San Carlo Team Italia ITA						
13	1'57.996	35.545	29.250	29.941	23.260	196.9	Runs=3			Total laps=18	Full laps=13		
PIT		27.741	24.981	30.771		190.4	1	2'44.338	1'14.296	32.096	31.641	26.305	184.0
24th 98 Karel HANIKA Red Bull KTM Ajo CZE		Runs=3			Total laps=13	Full laps=7	2	1'46.781	28.426	25.904	29.341	23.110	197.8
1	3'11.234	1'52.200	25.771	29.737	23.526	198.0	3	1'45.065	27.508	25.037	29.338	23.182	196.9
2	1'49.460	27.657	26.625	31.421	23.757	174.2	4	1'47.733	29.346	25.382	29.462	23.543	196.3
3	1'44.708	27.511	24.629	28.937	23.631	202.8	5	1'44.670 *	27.558	24.879*	29.291	22.942	196.2
4	1'53.170	27.250	24.483	37.682	23.755	145.4	6	1'47.799	30.088	25.222	29.568	22.921	193.8
5	7'40.246 P	27.496	24.922	29.187	6'18.641	195.8	7	4'18.811 P	27.558	25.795	30.485	2'54.973	188.8
6	1'54.984	36.140	25.351	29.995	23.498	195.5	8	1'53.837	35.318	25.752	29.654	23.113	195.2
7	1'44.253	27.445	24.914	28.936	22.958	199.6	9	1'44.896	27.482	24.873	29.555	22.986	196.1
8	1'45.067	27.618	24.660	29.588	23.201	197.8	10	1'45.850	27.444	25.855	29.548	23.003	195.5
9	1'44.239	27.353	24.728	29.229	22.929	195.7	11	1'48.432	27.890	27.874	29.531	23.137	196.9
10	11'30.667 P	28.834	25.412	29.488	10'06.933	194.8	12	1'45.041 *	27.416	25.007*	29.502	23.116	195.3
11	1'53.396 *	35.445	25.174	29.790*	22.987	193.3	13	7'34.035 P	29.663	25.241	29.601	6'09.530	195.2
12	1'43.898	27.333	24.671	29.163	22.731	198.0	14	2'09.405	38.855	28.378	36.795	25.377	136.5
unfinished		27.058					15	1'44.175 *	27.469	24.630*	28.984	23.092	200.1
25th 6 Maria HERRERA Husqvarna Factory La SPA		Runs=3			Total laps=16	Full laps=11	16	1'44.072	27.479	24.700	29.115	22.778	197.0
1	3'00.896	1'21.592	36.919	36.592	25.793	176.3	17	1'43.630 *	27.147	24.451*	29.090	22.942	200.4
2	1'45.871	28.302	25.231	29.186	23.152	203.0	18	1'44.482	27.242	24.773	29.649	22.818	193.1
3	1'47.548	27.906	25.170	29.490	24.982	202.5	28th 2 Remy GARDNER CIP AUS						
4	1'45.159	27.954	24.894	29.285	23.026	203.0	Runs=3			Total laps=17	Full laps=12		
5	1'52.677	28.888	27.459	30.988	25.342	181.9	1	2'48.628	1'20.030	27.505	30.175	30.918	194.4
6	5'46.469 P	27.618	24.881	29.987	4'23.983	199.0	2	1'53.245	27.840	29.249	32.438	23.718	188.4
7	1'52.789	34.188	25.400	29.927	23.274	198.0	3	1'44.654	27.333	24.966	29.256	23.099	198.7
8	1'44.758	27.525	24.858	29.355	23.020	198.2	4	1'47.039	27.402	24.874	30.269	24.494	185.1
9	1'45.662	28.135	25.030	29.267	23.230	198.8	5	1'51.520	27.548	29.722	31.175	23.075	189.8
10	1'44.900	27.583	24.898	29.306	23.113	197.5	6	5'35.496 P	27.430	25.090	33.370	4'09.606	152.7
11	1'44.916	27.546	24.847	29.464	23.059	196.6	7	2'01.865	35.951	25.563	36.000	24.351	124.4
12	6'42.736 P	28.142	25.469	29.947	5'19.178	196.2	8	1'44.260	27.299	24.808	29.182	22.971	196.0
13	3'01.445	1'07.084	41.846	47.438	25.077	89.3	9	1'53.412	27.540	27.921	33.644	24.307	152.8
14	1'43.949	27.551	24.843	28.848	22.707	201.2	10	1'49.630	27.677	28.163	30.723	23.067	186.0
15	1'57.247	28.262	26.582	36.568	25.835	170.5	11	1'44.543	27.289	24.830	29.380	23.044	194.2
16	1'44.537 *	27.569	24.777*	29.128	23.063	200.6	12	7'09.203 P	29.652	26.852	31.809	5'40.890	175.9
26th 17 John MCPHEE SAXOPRINT RTG GBR		Runs=3			Total laps=15	Full laps=10	13	2'31.962	40.157	36.233	50.962	24.610	74.8
1	2'51.301	1'16.864	30.718	38.703	25.016	154.7	14	1'44.214	27.553	24.620	29.057	22.984	195.9
2	1'49.802	28.186	26.604	31.443	23.569	192.2	15	1'44.094 *	27.024	24.789*	29.475	22.806	193.5
3	1'47.010	27.865	24.874	30.385	23.886	183.1	16	1'44.190	27.214	24.647	29.502	22.827	196.7
4	1'44.626	27.512	24.624	29.197	23.293	200.9	17	1'50.312	28.580	26.463	31.947	23.322	191.1
5	1'51.969	30.622	28.773	29.371	23.203	200.2	29th 12 Matteo FERRARI San Carlo Team Italia ITA						
6	7'00.197 P	27.621	24.857	32.593	5'35.126	195.7	Runs=3			Total laps=19	Full laps=14		
7	2'05.793	34.725	28.361	34.347	28.360	170.8	1	2'46.561	1'06.726	38.923	32.328	28.584	189.3
8	1'47.870	27.916	27.546	29.135	23.273	200.9	2	1'45.825	27.759	25.174	29.700	23.192	195.2
9	1'44.425	27.567	24.693	29.120	23.045	200.8	3	1'45.369	27.595	25.137	29.499	23.138	194.4
10	1'44.297	27.473	24.638	29.060	23.126	200.9	4	1'45.522	27.449	25.163	29.618	23.292	193.2
11	8'22.447 P	27.680	25.024	29.554	7'00.189	200.9	5	1'45.285	27.438	25.114	29.624	23.109	193.3
12	1'54.095	35.187	25.581	29.941	23.386	199.2	6	1'58.035	33.162	30.198	30.442	24.233	191.1
13	1'44.064	27.406	24.584	29.183	22.891	201.7	7	1'45.344 *	27.491	24.979*	29.641	23.233	192.7
							8	4'39.982 P	27.431	24.990	29.564	3'17.997	193.8
							9	1'53.599	34.859	25.827	29.647	23.266	193.2
							10	1'45.367	27.513	24.941	29.744	23.169	194.2

Fastest Lap: Enea BASTIANINI Gresini Racing Team ITA **1'42.486** 26.940 24.110 28.875 22.561

These data/results cannot be reproduced, stored and/or transmitted in whole or in part by any manner of electronic, mechanical, photocopying, recording, broadcasting or otherwise now known or herein after developed without the previous express consent by the copyright owner, except for reproduction in daily press and regular printed publications on sale to the public within 60 days of the event related to those data/results and always provided that copyright symbol appears together as follows below.
© DORNA, 2015



Qualifying

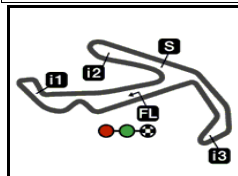
Moto3

Lap	Lap Time	T1	T2	T3	T4	Speed	Lap	Lap Time	T1	T2	T3	T4	Speed	
11	1'45.001	27.404	24.922	29.521	23.154	193.6	33rd 90 Adrian GYUTAI Turvital di Vitali Ordeo HUN Runs=2 Total laps=16 Full laps=12							
12	1'53.469	29.584	27.618	33.083	23.184	188.3		1	2'59.644	1'33.652	27.605	32.726	25.661	184.4
13	1'45.026	27.356	24.962	29.612	23.096	193.4		2	1'50.827	29.476	26.256	30.757	24.338	189.2
14	5'00.499 P	27.335	25.001	29.681	3'38.482	194.0		3	1'50.471	29.109	26.014	31.267	24.081	185.3
15	2'25.324	38.460	39.852	40.211	26.801	164.4		4	1'49.638	29.052	26.056	30.501	24.029	190.1
16	1'44.738	27.660	24.818	29.334	22.926	200.0		5	1'49.815	28.904	26.140	30.804	23.967	186.9
17	1'44.721	27.226	24.744	29.424	23.327	197.5		6	1'49.065	28.635	25.767	30.841	23.822	186.3
18	1'44.192	27.312	24.632	29.330	22.918	198.0		7	1'49.516	28.623	25.839	31.081	23.973	184.9
19	1'44.758	27.248	24.704	29.372	23.434	199.2		8	1'50.075	28.500	26.037	31.479	24.059	184.3
30th 55 Andrea LOCATELLI Gresini Racing Team ITA Runs=1 Total laps=4 Full laps=2								9	11'31.643 P	29.725	26.951	31.061	10'03.906	185.4
1	3'11.918	1'38.438	32.915	35.432	25.133	158.1		10	1'58.517	35.760	27.263	31.221	24.273	184.6
2	1'48.578	27.739	25.828	31.447	23.564	192.0		11	1'50.740	28.882	26.189	31.610	24.059	183.9
3	1'44.270	27.584	24.639	28.929	23.118	202.5		12	1'50.652	28.648	26.329	31.066	24.609	184.5
unfinished		27.557	24.595											
31st 19 Alessandro TONUC Outox Reset Drink Te ITA Runs=3 Total laps=16 Full laps=11								13	1'49.771	28.802	26.123	30.907	23.939	186.1
1	2'54.810	1'24.386	35.435	31.076	23.913	196.7		14	1'49.362	28.602	26.072	30.971	23.717	184.7
2	1'45.626	28.037	25.083	29.282	23.224	202.0		15	1'49.258	28.552	25.958	30.934	23.814	184.5
3	1'45.669	28.295	25.022	29.205	23.147	199.5		unfinished 28.300						
4	1'45.262	27.630	25.184	29.366	23.082	198.1								
5	2'06.150	38.479	26.836	30.516	30.319	189.6								
6	1'45.761	27.719	25.012	29.579	23.451	194.4								
7	8'26.465 P	31.304	26.909	31.018	6'57.234	181.2								
8	1'54.855	35.024	25.764	30.506	23.561	188.9								
9	1'45.380	27.781	25.280	29.234	23.085	197.9								
10	1'45.568	27.736	24.975	29.687	23.170	194.0								
11	6'10.578 P	28.966	26.081	31.208	4'44.323	181.6								
12	2'27.160	40.790	31.846	49.400	25.124	70.9								
13	1'44.961	27.861	24.715	29.413	22.972	194.2								
14	1'45.688	27.967	25.149	29.784	22.788	193.6								
15	1'44.726	27.476	24.661	29.472	23.117	198.3								
16	1'44.548	27.388	24.709	29.689	22.762	193.6								
32nd 22 Ana CARRASCO RBA Racing Team SPA Runs=3 Total laps=16 Full laps=11														
1	2'59.785	1'27.165	32.889	34.174	25.557	186.0								
2	1'46.441	28.416	25.194	29.395	23.436	200.7								
3	1'46.430	28.116	25.259	29.423	23.632	199.7								
4	1'46.321	28.325	25.111	29.484	23.401	199.7								
5	1'46.393	28.191	25.144	29.627	23.431	199.5								
6	8'45.168 P	28.085	25.113	29.837	7'22.133	200.2								
7	2'05.166	38.554	33.122	30.331	23.159	201.3								
8	1'45.326	27.800	24.958	29.391	23.177	198.3								
9	1'45.614	28.163	24.811	29.357	23.283	199.7								
10	1'45.349	27.982	24.813	29.356	23.198	201.1								
11	6'21.951 P	28.065	25.725	30.751	4'57.410	193.7								
12	2'07.877	37.882	27.940	36.480	25.575	182.4								
13	1'44.996	27.847	24.802	29.242	23.105	200.0								
14	1'45.055	27.680	24.926	29.363	23.086	201.3								
15	1'45.430	27.810	25.057	29.394	23.169	199.7								
16	1'44.920	27.815	24.722	29.230	23.153	198.0								

Fastest Lap: Enea BASTIANINI Gresini Racing Team ITA **1'42.486** 26.940 24.110 28.875 22.561

These data/results cannot be reproduced, stored and/or transmitted in whole or in part by any manner of electronic, mechanical, photocopying, recording, broadcasting or otherwise now known or herein after developed without the previous express consent by the copyright owner, except for reproduction in daily press and regular printed publications on sale to the public within 60 days of the event related to those data/results and always provided that copyright symbol appears together as follows below.
© DORNA, 2015





4226 m.

GP TIM DI SAN MARINO E DELLA RIVIERA DI RIMINI

Provisional Starting Grid

Race : 23 laps = 97.198 km



1	1 1'42.486 33 Enea BASTIANINI Honda	2 1'42.523 41 Brad BINDER KTM	3 1'42.782 52 Danny KENT Honda
2	4 1'42.812 23 Niccolò ANTONELLI Honda	5 1'42.983 5 Romano FENATI KTM	6 1'43.008 44 Miguel OLIVEIRA KTM
3	7 1'43.074 7 Efen VAZQUEZ Honda	8 1'43.211 48 Lorenzo DALLA PORTA Husqvarna	9 1'43.227 65 Philipp OETTL KTM
4	10 1'43.271 76 Hiroki ONO Honda	11 1'43.294 32 Isaac VIÑALES KTM	12 1'43.319 21 Francesco BAGNAIA Mahindra
5	13 1'43.351 10 Alexis MASBOU Honda	14 1'43.417 95 Jules DANILO Honda	15 1'43.432 88 Jorge MARTIN Mahindra
6	16 1'43.519 58 Juanfran GUEVARA Mahindra	17 1'43.538 40 Darryn BINDER Mahindra	18 1'43.572 91 Gabriel RODRIGO KTM
7	19 1'43.634 24 Tatsuki SUZUKI Mahindra	20 1'43.796 11 Livio LOI Honda	21 1'43.846 16 Andrea MIGNO KTM
8	22 1'43.867 63 Zulfahmi KHAIRUDDIN KTM	23 1'43.898 98 Karel HANIKA KTM	24 1'43.949 6 Maria HERRERA Husqvarna

Rider #84 KORNFEIL disqualified from results due to an infringement of technical regulation 3.2.1. of the FIM Road Racing World championship Grand Prix regulations.

The results are provisional until the end of the limit for protest and appeals and until the ratification of the Event Management Committee.

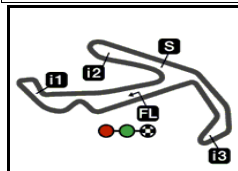
Time limit for protest expires 60' at the latest after publication of the results - Mr. Time:

These data/results cannot be reproduced, stored and/or transmitted in whole or in part by any manner of electronic, mechanical, photocopying, recording, broadcasting or otherwise now known or herein after developed without the previous express consent of the copyright owner, except for reproduction in daily press and regular printed publications on sale to the public within 60 days of the event related to those data/results and always provided that copyright symbol appears together as follows below.

© DORNA, 2015

Official MotoGP Timing by **TISSOT**
www.motogp.com





4226 m.

GP TIM DI SAN MARINO E DELLA RIVIERA DI RIMINI

Provisional Starting Grid

Race : 23 laps = 97.198 km

9

25

1'43.986

17 John MCPHEE

Honda

26

1'44.072

29 Stefano MANZI

Mahindra

27

1'44.190

2 Remy GARDNER

Mahindra

10

28

1'44.192

12 Matteo FERRARI

Mahindra

29

1'44.270

55 Andrea LOCATELLI

Honda

30

1'44.548

19 Alessandro TONUCCI

Mahindra

11

31

1'44.920

22 Ana CARRASCO

KTM

32

1'49.065

90 Adrian GYUTAI

TVR

33

84 Jakub KORNFEIL

KTM

Rider #84 KORNFEIL disqualified from results due to an infringement of technical regulation 3.2.1. of the FIM Road Racing World championship Grand Prix regulations.

The results are provisional until the end of the limit for protest and appeals and until the ratification of the Event Management Committee.

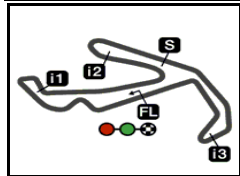
Time limit for protest expires 60' at the latest after publication of the results - Mr. Time:

These data/results cannot be reproduced, stored and/or transmitted in whole or in part by any manner of electronic, mechanical, photocopying, recording, broadcasting or otherwise now known or herein after developed without the previous express consent by the copyright owner, except for reproduction in daily press and regular printed publications on sale to the public within 60 days of the event related to those data/results and always provided that copyright symbol appears together as follows below.

© DORNA, 2015

Official MotoGP Timing by TISSOT
www.motogp.com





4226 m.

GP TIM DI SAN MARINO E DELLA RIVIERA DI RIMINI

After the Qualifying

Event Best Maximum Speed



Rider	Nation Team	Motorcycle	Km/h	
76 Hiroki ONO	JPN Leopard Racing	HONDA	209.8	Free Practice Nr. 1
10 Alexis MASBOU	FRA SAXOPRINT RTG	HONDA	208.8	Free Practice Nr. 3
7 Efen VAZQUEZ	SPA Leopard Racing	HONDA	208.5	Free Practice Nr. 1
16 Andrea MIGNO	ITA SKY Racing Team VR46	KTM	207.7	Free Practice Nr. 3
5 Romano FENATI	ITA SKY Racing Team VR46	KTM	207.6	Free Practice Nr. 3
58 Juanfran GUEVARA	SPA MAPFRE Team MAHINDRA	MAHINDRA	207.6	Free Practice Nr. 3
48 Lorenzo DALLA PORTA	ITA Husqvarna Factory Laglisse	HUSQVARNA	207.5	Free Practice Nr. 3
17 John MCPHEE	GBR SAXOPRINT RTG	HONDA	207.5	Free Practice Nr. 3
20 Fabio QUARTARARO	FRA Estrella Galicia 0,0	HONDA	207.2	Free Practice Nr. 1
23 Niccolò ANTONELLI	ITA Ongetta-Rivacold	HONDA	207.2	Free Practice Nr. 3
44 Miguel OLIVEIRA	POR Red Bull KTM Ajo	KTM	207.2	Free Practice Nr. 1
41 Brad BINDER	RSA Red Bull KTM Ajo	KTM	206.8	Free Practice Nr. 3
21 Francesco BAGNAIA	ITA MAPFRE Team MAHINDRA	MAHINDRA	206.7	Free Practice Nr. 1
84 Jakub KORNFEIL	CZE Drive M7 SIC	KTM	206.6	Free Practice Nr. 1
11 Livio LOI	BEL RW Racing GP	HONDA	206.6	Free Practice Nr. 1
52 Danny KENT	GBR Leopard Racing	HONDA	206.5	Free Practice Nr. 1
95 Jules DANILO	FRA Ongetta-Rivacold	HONDA	206.4	Free Practice Nr. 3
65 Philipp OETTL	GER Schedl GP Racing	KTM	206.3	Qualifying
33 Enea BASTIANINI	ITA Gresini Racing Team Moto3	HONDA	206.2	Free Practice Nr. 1
40 Darryn BINDER	RSA Outox Reset Drink Team	MAHINDRA	206.2	Free Practice Nr. 3
63 Zulfahmi KHAIRUDDIN	MAL Drive M7 SIC	KTM	206.1	Free Practice Nr. 3
55 Andrea LOCATELLI	ITA Gresini Racing Team Moto3	HONDA	206.0	Free Practice Nr. 3
6 Maria HERRERA	SPA Husqvarna Factory Laglisse	HUSQVARNA	205.9	Free Practice Nr. 3
91 Gabriel RODRIGO	ARG RBA Racing Team	KTM	205.7	Free Practice Nr. 3
88 Jorge MARTIN	SPA MAPFRE Team MAHINDRA	MAHINDRA	205.5	Free Practice Nr. 3
32 Isaac VIÑALES	SPA RBA Racing Team	KTM	205.3	Free Practice Nr. 3
9 Jorge NAVARRO	SPA Estrella Galicia 0,0	HONDA	204.3	Free Practice Nr. 1
19 Alessandro TONUCCI	ITA Outox Reset Drink Team	MAHINDRA	204.2	Free Practice Nr. 3
22 Ana CARRASCO	SPA RBA Racing Team	KTM	204.1	Free Practice Nr. 3
98 Karel HANIKA	CZE Red Bull KTM Ajo	KTM	203.9	Free Practice Nr. 3
2 Remy GARDNER	AUS CIP	MAHINDRA	203.3	Free Practice Nr. 3
24 Tatsuki SUZUKI	JPN CIP	MAHINDRA	203.2	Free Practice Nr. 3
29 Stefano MANZI	ITA San Carlo Team Italia	MAHINDRA	202.2	Free Practice Nr. 1
12 Matteo FERRARI	ITA San Carlo Team Italia	MAHINDRA	201.6	Free Practice Nr. 3
90 Adrian GYUTAI	HUN Turvital di Vitali Ordeo	TVR	193.1	Free Practice Nr. 1

These data/results cannot be reproduced, stored and/or transmitted in whole or in part by any manner of electronic, mechanical, photocopying, recording, broadcasting or otherwise now known or herein after developed without the previous express consent by the copyright owner, except for reproduction in daily press and regular printed publications on sale to the public within 60 days of the event related to those data/results and always provided that copyright symbol appears together as follows below.

© DORNA, 2015

Official MotoGP Timing by TISSOT
www.motogp.com



Misano Adriatico, Saturday, September 12, 2015



4226 m.

GP TIM DI SAN MARINO E DELLA RIVIERA DI RIMINI

Qualifying

Best Partial Times

IT Ideal Lap Time, sum of the best partial times

BT Best Lap Time

T1		T2		T3		T4				IT	BT	
Pos	Rider	Time	Rider	Time	Rider	Time	Rider	Time	Pos	Rider	IT	BT
1	B.BINDER	26.802	E.BASTIANINI	24.110	R.FENATI	28.549	B.BINDER	22.560	1	B.BINDER	1'42.345	1'42.523 (2)
2	N.ANTONELLI	26.846	N.ANTONELLI	24.212	L.DALLA PORTA	28.686	E.BASTIANINI	22.561	2	E.BASTIANINI	1'42.474	1'42.486 (1)
3	M.OLIVEIRA	26.935	B.BINDER	24.229	E.VAZQUEZ	28.695	D.KENT	22.601	3	N.ANTONELLI	1'42.482	1'42.812 (4)
4	E.BASTIANINI	26.940	J.GUEVARA	24.292	N.ANTONELLI	28.695	M.OLIVEIRA	22.619	4	M.OLIVEIRA	1'42.711	1'43.008 (6)
5	D.KENT	26.949	P.OETTL	24.318	D.BINDER	28.701	L.DALLA PORTA	22.629	5	R.FENATI	1'42.731	1'42.983 (5)
6	J.MARTIN	27.021	R.FENATI	24.320	A.MASBOU	28.731	E.VAZQUEZ	22.636	6	D.KENT	1'42.771	1'42.782 (3)
7	R.GARDNER	27.024	M.OLIVEIRA	24.330	I.VIÑALES	28.734	J.GUEVARA	22.641	7	L.DALLA PORTA	1'42.856	1'43.211 (8)
8	I.VIÑALES	27.045	G.RODRIGO	24.359	H.ONO	28.747	P.OETTL	22.651	8	J.MARTIN	1'42.950	1'43.432 (15)
9	K.HANIKA	27.058	J.MCPHEE	24.360	B.BINDER	28.754	F.BAGNAIA	22.676	9	E.VAZQUEZ	1'43.005	1'43.074 (7)
10	R.FENATI	27.126	H.ONO	24.369	D.KENT	28.806	J.MARTIN	22.678	10	I.VIÑALES	1'43.039	1'43.294 (11)
11	S.MANZI	27.147	L.DALLA PORTA	24.377	F.BAGNAIA	28.812	T.SUZUKI	22.692	11	J.GUEVARA	1'43.059	1'43.519 (16)
12	L.DALLA PORTA	27.164	A.MIGNO	24.378	J.GUEVARA	28.824	M.HERRERA	22.707	12	H.ONO	1'43.130	1'43.271 (10)
13	H.ONO	27.187	J.DANILO	24.379	M.OLIVEIRA	28.827	N.ANTONELLI	22.729	13	P.OETTL	1'43.135	1'43.227 (9)
14	A.MASBOU	27.191	J.MARTIN	24.392	M.HERRERA	28.848	K.HANIKA	22.731	14	A.MASBOU	1'43.186	1'43.351 (13)
15	F.BAGNAIA	27.216	E.VAZQUEZ	24.394	G.RODRIGO	28.853	L.LOI	22.732	15	K.HANIKA	1'43.208	1'43.898 (24)
16	M.FERRARI	27.226	L.LOI	24.408	J.MARTIN	28.859	R.FENATI	22.736	16	F.BAGNAIA	1'43.234	1'43.319 (12)
17	A.MIGNO	27.248	D.KENT	24.415	E.BASTIANINI	28.863	G.RODRIGO	22.750	17	G.RODRIGO	1'43.268	1'43.572 (18)
18	D.BINDER	27.249	Z.KHAIRUDDIN	24.415	P.OETTL	28.882	I.VIÑALES	22.751	18	J.DANILO	1'43.341	1'43.417 (14)
19	L.LOI	27.257	J.KORNFEIL	24.444	J.DANILO	28.927	A.TONUCCI	22.762	19	A.MIGNO	1'43.348	1'43.846 (22)
20	T.SUZUKI	27.265	A.MASBOU	24.466	A.LOCATELLI	28.929	J.DANILO	22.770	20	L.LOI	1'43.386	1'43.796 (21)
21	J.DANILO	27.265	K.HANIKA	24.483	K.HANIKA	28.936	S.MANZI	22.778	21	T.SUZUKI	1'43.428	1'43.634 (19)
22	E.VAZQUEZ	27.280	I.VIÑALES	24.509	A.MIGNO	28.941	A.MIGNO	22.781	22	D.BINDER	1'43.434	1'43.538 (17)
23	P.OETTL	27.284	T.SUZUKI	24.524	T.SUZUKI	28.947	J.KORNFEIL	22.782	23	R.GARDNER	1'43.507	1'44.190 (28)
24	J.GUEVARA	27.302	F.BAGNAIA	24.530	S.MANZI	28.984	A.MASBOU	22.798	24	J.KORNFEIL	1'43.599	1'43.700 (20)

These data/results cannot be reproduced, stored and/or transmitted in whole or in part by any manner of electronic, mechanical, photocopying, recording, broadcasting or otherwise now known or herein after developed without the previous express consent by the copyright owner, except for reproduction in daily press and regular printed publications on sale to the public within 60 days of the event related to those data/results and always provided that copyright symbol appears together as follows below.

© DORNA, 2015





4226 m.

GP TIM DI SAN MARINO E DELLA RIVIERA DI RIMINI

Qualifying

Best Partial Times

IT Ideal Lap Time, sum of the best partial times*BT* Best Lap Time

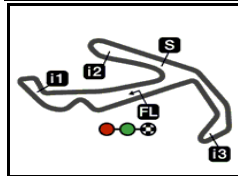
<i>T1</i>			<i>T2</i>			<i>T3</i>			<i>T4</i>				
<i>Pos</i>	<i>Rider</i>	<i>Time</i>	<i>Rider</i>	<i>Time</i>	<i>Rider</i>	<i>Time</i>	<i>Rider</i>	<i>Time</i>	<i>Pos</i>	<i>Rider</i>	<i>IT</i>	<i>BT</i>	
25	G.RODRIGO	27.306	A.LOCATELLI	24.595	L.LOI	28.989	R.GARDNER	22.806	25	S.MANZI	1'43.609	1'44.072 (27)	
26	J.KORNFEIL	27.356	R.GARDNER	24.620	J.KORNFEIL	29.017	J.MCPHEE	22.825	26	J.MCPHEE	1'43.621	1'43.986 (26)	
27	J.MCPHEE	27.376	D.BINDER	24.621	R.GARDNER	29.057	H.ONO	22.827	27	Z.KHAIRUDDIN	1'43.767	1'43.867 (23)	
28	A.TONUCCI	27.388	M.FERRARI	24.632	J.MCPHEE	29.060	Z.KHAIRUDDIN	22.837	28	M.HERRERA	1'43.923	1'43.949 (25)	
29	Z.KHAIRUDDIN	27.443	A.TONUCCI	24.661	Z.KHAIRUDDIN	29.072	D.BINDER	22.863	29	A.TONUCCI	1'44.016	1'44.548 (31)	
30	M.HERRERA	27.525	S.MANZI	24.700	A.TONUCCI	29.205	M.FERRARI	22.918	30	M.FERRARI	1'44.106	1'44.192 (29)	
31	A.LOCATELLI	27.557	A.CARRASCO	24.722	A.CARRASCO	29.230	A.CARRASCO	23.086	31	A.LOCATELLI	1'44.199	1'44.270 (30)	
32	A.CARRASCO	27.680	M.HERRERA	24.843	M.FERRARI	29.330	A.LOCATELLI	23.118	32	A.CARRASCO	1'44.718	1'44.920 (32)	
33	A.GYUTAI	28.300	A.GYUTAI	25.767	A.GYUTAI	30.501	A.GYUTAI	23.717	33	A.GYUTAI	1'48.285	1'49.065 (33)	

These data/results cannot be reproduced, stored and/or transmitted in whole or in part by any manner of electronic, mechanical, photocopying, recording, broadcasting or otherwise now known or herein after developed without the previous express consent by the copyright owner, except for reproduction in daily press and regular printed publications on sale to the public within 60 days of the event related to those data/results and always provided that copyright symbol appears together as follows below.

© DORNA, 2015

Official MotoGP Timing by **TISSOT**
www.motogp.com





4226 m.

GP TIM DI SAN MARINO E DELLA RIVIERA DI RIMINI

Qualifying

Fastest Laps Sequence

<i>Practice Time</i>	 <i>Rider</i>	<i>Nation</i>	<i>Motorcycle</i>	<i>Time</i>	<i>Km/h</i>	<i>Rider's Lap</i>
3'38.057	65 Philipp OETTL	GER	KTM	1'44.530	145.5	2
4'38.349	44 Miguel OLIVEIRA	POR	KTM	1'44.520	145.5	2
4'48.700	5 Romano FENATI	ITA	KTM	1'44.048	146.2	2
6'17.257	88 Jorge MARTIN	SPA	MAHINDRA	1'43.665	146.7	3
6'21.907	44 Miguel OLIVEIRA	POR	KTM	1'43.558	146.9	3
6'43.646	23 Niccolò ANTONELLI	ITA	HONDA	1'43.290	147.2	3
21'08.323	44 Miguel OLIVEIRA	POR	KTM	1'43.171	147.4	9
22'15.699	23 Niccolò ANTONELLI	ITA	HONDA	1'43.099	147.5	10
22'36.863	33 Enea BASTIANINI	ITA	HONDA	1'43.011	147.6	7
36'16.868	33 Enea BASTIANINI	ITA	HONDA	1'42.901	147.8	11
36'23.796	23 Niccolò ANTONELLI	ITA	HONDA	1'42.812	147.9	14
38'34.699	41 Brad BINDER	RSA	KTM	1'42.523	148.3	13
39'52.170	33 Enea BASTIANINI	ITA	HONDA	1'42.486	148.4	13

These data/results cannot be reproduced, stored and/or transmitted in whole or in part by any manner of electronic, mechanical, photocopying, recording, broadcasting or otherwise now known or herein after developed without the previous express consent by the copyright owner, except for reproduction in daily press and regular printed publications on sale to the public within 60 days of the event related to those data/results and always provided that copyright symbol appears together as follows below.

© DORNA, 2015

