


4423 m.

GRAN PREMIO bwin DE ESPAÑA

Free Practice Nr. 2

Classification

6

	Rider	Nation	Team	Motorcycle	Time	Lap Total	Gap	Top Speed
1	94 Jonas FOLGER	GER	AGR Team	KALEX	1'43.413	15 17		244.2
2	1 Tito RABAT	SPA	EG 0,0 Marc VDS	KALEX	1'43.439	9 22	0.026 0.026	251.3
3	5 Johann ZARCO	FRA	Ajo Motorsport	KALEX	1'43.566	10 17	0.153 0.127	245.9
4	19 Xavier SIMEON	BEL	Federal Oil Gresini Moto2	KALEX	1'43.717	19 19	0.304 0.151	245.0
5	40 Alex RINS	SPA	Paginas Amarillas HP 40	KALEX	1'43.806	12 21	0.393 0.089	248.7
6	60 Julian SIMON	SPA	QMMF Racing Team	SPEED UP	1'43.912	16 19	0.499 0.106	251.8
7	22 Sam LOWES	GBR	Speed Up Racing	SPEED UP	1'43.932	17 17	0.519 0.020	246.1
8	39 Luis SALOM	SPA	Paginas Amarillas HP 40	KALEX	1'43.982	13 21	0.569 0.050	249.3
9	95 Anthony WEST	AUS	QMMF Racing Team	SPEED UP	1'43.996	15 20	0.583 0.014	246.1
10	12 Thomas LUTHI	SWI	Derendinger Racing Interwetten	KALEX	1'44.006	21 21	0.593 0.010	247.3
11	11 Sandro CORTESE	GER	Dynavolt Intact GP	KALEX	1'44.076	18 18	0.663 0.070	249.1
12	3 Simone CORSI	ITA	Athinà Forward Racing	KALEX	1'44.082	20 20	0.669 0.006	246.9
13	30 Takaaki NAKAGAMI	JPN	IDEMITSU Honda Team Asia	KALEX	1'44.089	17 22	0.676 0.007	246.8
14	49 Axel PONS	SPA	AGR Team	KALEX	1'44.096	16 16	0.683 0.007	244.5
15	36 Mika KALLIO	FIN	Italtrans Racing Team	KALEX	1'44.198	11 18	0.785 0.102	245.9
16	21 Franco MORBIDELLI	ITA	Italtrans Racing Team	KALEX	1'44.298	14 17	0.885 0.100	246.1
17	88 Ricard CARDUS	SPA	Tech 3	TECH 3	1'44.389	18 18	0.976 0.091	248.6
18	23 Marcel SCHROTTER	GER	Tech 3	TECH 3	1'44.430	14 17	1.017 0.041	245.2
19	73 Alex MARQUEZ	SPA	EG 0,0 Marc VDS	KALEX	1'44.452	15 19	1.039 0.022	245.7
20	96 Louis ROSSI	FRA	Tasca Racing Scuderia Moto2	TECH 3	1'44.578	18 19	1.165 0.126	247.0
21	4 Randy KRUMMENACHER	SWI	JIR Racing Team	KALEX	1'44.583	2 20	1.170 0.005	243.5
22	7 Lorenzo BALDASSARRI	ITA	Athinà Forward Racing	KALEX	1'44.719	15 15	1.306 0.136	243.7
23	55 Hafizh SYAHRIN	MAL	Petronas Raceline Malaysia	KALEX	1'44.723	17 17	1.310 0.004	246.3
24	77 Dominique AEGERTER	SWI	Technomag Racing Interwetten	KALEX	1'44.865	17 17	1.452 0.142	246.1
25	57 Edgar PONS	SPA	Paginas Amarillas HP 40	KALEX	1'44.973	17 22	1.560 0.108	246.9
26	25 Azlan SHAH	MAL	IDEMITSU Honda Team Asia	KALEX	1'45.253	19 19	1.840 0.280	246.3
27	66 Florian ALT	GER	Octo Iodaracing Team	SUTER	1'45.458	19 22	2.045 0.205	244.3
28	70 Robin MULHAUSER	SWI	Technomag Racing Interwetten	KALEX	1'46.009	8 11	2.596 0.551	245.0
29	10 Thitipong WAROKORN	THA	APH PTT The Pizza SAG	KALEX	1'46.044	8 15	2.631 0.035	244.3
30	2 Jesko RAFFIN	SWI	sports-millions-EMWE-SAG	KALEX	1'46.826	4 21	3.413 0.782	243.4
31	51 Zaqhwani ZAIDI	MAL	JPMoto Malaysia	SUTER	1'47.184	17 21	3.771 0.358	246.8

Practice condition: Dry

Air: 30°

Humidity: 28%

Ground: 44°

Fastest Lap:	Lap: 15	Jonas FOLGER	1'43.413	153.9 Km/h
Circuit Record Lap:	2014	Jonas FOLGER	1'42.876	154.7 Km/h
Circuit Best Lap:	2011	Stefan BRADL	1'42.706	155.0 Km/h

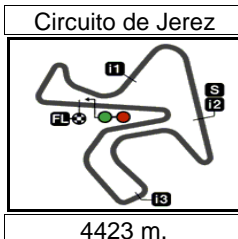
The results are provisional until the end of the limit for protest and appeals.

Time limit for protest expires 30' after publication of the results - Mr. Time:

These data/results cannot be reproduced, stored and/or transmitted in whole or in part by any manner of electronic, mechanical, photocopying, recording, broadcasting or otherwise now known or herein after developed without the previous express consent by the copyright owner, except for reproduction in daily press and regular printed publications on sale to the public within 60 days of the event related to those data/results and always provided that copyright symbol appears together as follows below.

© DORNA, 2015






4423 m.

GRAN PREMIO bwin DE ESPAÑA

Free Practice Nr. 2

Combined Free Practice Times

7

	Rider	Nation	Team	MOTORCYCLE	FP1	FP2	Gap
1	1 T.RABAT	SPA	EG 0,0 Marc VDS	KALEX	1'43.198	13 1'43.439	9
2	22 S.LOWES	GBR	Speed Up Racing	SPEED UP	1'43.334	17 1'43.932	0.136 0.136
3	3 S.CORSI	ITA	Athinà Forward Racing	KALEX	1'43.368	16 1'44.082	0.170 0.034
4	94 J.FOLGER	GER	AGR Team	KALEX	1'43.440	10 1'43.413	0.215 0.045
5	5 J.ZARCO	FRA	Ajo Motorsport	KALEX	1'43.448	7 1'43.566	0.250 0.035
6	11 S.CORTESE	GER	Dynavolt Intact GP	KALEX	1'43.463	17 1'44.076	0.265 0.015
7	60 J.SIMON	SPA	QMMF Racing Team	SPEED UP	1'43.474	19 1'43.912	0.276 0.011
8	19 X.SIMEON	BEL	Federal Oil Gresini Moto2	KALEX	1'43.645	19 1'43.717	0.447 0.171
9	7 L.BALDASSARRI	ITA	Athinà Forward Racing	KALEX	1'43.759	17 1'44.719	0.561 0.114
10	49 A.PONS	SPA	AGR Team	KALEX	1'43.780	13 1'44.096	0.582 0.021
11	40 A.RINS	SPA	Paginas Amarillas HP 40	KALEX	1'43.961	18 1'43.806	0.608 0.026
12	12 T.LUTHI	SWI	Derendinger Racing Interwetten	KALEX	1'43.830	17 1'44.006	0.632 0.024
13	21 F.MORBIDELLI	ITA	Italtrans Racing Team	KALEX	1'43.869	19 1'44.298	0.671 0.039
14	95 A.WEST	AUS	QMMF Racing Team	SPEED UP	1'43.934	16 1'43.996	0.736 0.065
15	39 L.SALOM	SPA	Paginas Amarillas HP 40	KALEX	1'44.306	20 1'43.982	0.784 0.048
16	25 A.SHAH	MAL	IDEMITSU Honda Team Asia	KALEX	1'44.072	13 1'45.253	0.874 0.090
17	30 T.NAKAGAMI	JPN	IDEMITSU Honda Team Asia	KALEX	1'44.276	16 1'44.089	0.891 0.017
18	4 R.KRUMMENACH	SWI	JIR Racing Team	KALEX	1'44.150	19 1'44.583	0.952 0.061
19	36 M.KALLIO	FIN	Italtrans Racing Team	KALEX	1'44.406	18 1'44.198	1.000 0.048
20	77 D.AEGERTER	SWI	Technomag Racing Interwetten	KALEX	1'44.378	9 1'44.865	1.180 0.180
21	88 R.CARDUS	SPA	Tech 3	TECH 3	1'44.777	4 1'44.389	1.191 0.011
22	23 M.SCHROTTER	GER	Tech 3	TECH 3	1'44.629	14 1'44.430	1.232 0.041
23	73 A.MARQUEZ	SPA	EG 0,0 Marc VDS	KALEX	1'44.477	20 1'44.452	1.254 0.022
24	96 L.ROSSI	FRA	Tasca Racing Scuderia Moto2	TECH 3	1'44.855	17 1'44.578	1.380 0.126
25	57 E.PONS	SPA	Paginas Amarillas HP 40	KALEX	1'44.618	16 1'44.973	1.420 0.040
26	55 H.SYHRIN	MAL	Petronas Raceline Malaysia	KALEX	1'45.072	16 1'44.723	1.525 0.105
27	70 R.MULHAUSER	SWI	Technomag Racing Interwetten	KALEX	1'45.452	14 1'46.009	2.254 0.729
28	66 F.ALT	GER	Octo Iodaracing Team	SUTER	1'45.914	18 1'45.458	2.260 0.006
29	10 T.WAROKORN	THA	APH PTT The Pizza SAG	KALEX	1'46.126	11 1'46.044	2.846 0.586
30	2 J.RAFFIN	SWI	sports-millions-EMWE-SAG	KALEX	1'46.608	11 1'46.826	3.410 0.564
31	51 Z.ZAIDI	MAL	JPMoto Malaysia	SUTER	1'47.270	11 1'47.184	3.986 0.576

Pole Position Record:	2011	Stefan BRADL	1'42.706	155.0 Km/h
Circuit Record Lap:	2014	Jonas FOLGER	1'42.876	154.7 Km/h
Circuit Best Lap:	2011	Stefan BRADL	1'42.706	155.0 Km/h

The results are provisional until the end of the limit for protest and appeals.

Time limit for protest expires 60' after publication of the results - Mr. Time:

These data/results cannot be reproduced, stored and/or transmitted in whole or in part by any manner of electronic, mechanical, photocopying, recording, broadcasting or otherwise now known or herein after developed without the previous express consent by the copyright owner, except for reproduction in daily press and regular printed publications on sale to the public within 60 days of the event related to those data/results and always provided that copyright symbol appears together as follows below.

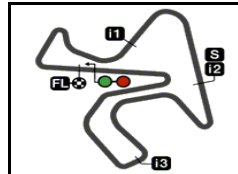
© DORNA, 2015

Official MotoGP Timing by TISSOT

www.motogp.com

Jerez de la Frontera, Friday, May 01, 2015






4423 m.

GRAN PREMIO bwin DE ESPAÑA

Free Practice Nr. 2

Top Speed & Average

8

	Rider	Nation	Motorcycle	Top 5 speeds					Average	Top
60	Julian SIMON	SPA	SPEED UP	251.8	249.7	248.4	248.3	248.2	249.3	251.8
1	Tito RABAT	SPA	KALEX	251.3	248.9	248.3	248.2	248.1	249.0	251.3
39	Luis SALOM	SPA	KALEX	249.3	248.6	248.6	247.4	247.0	248.2	249.3
11	Sandro CORTESE	GER	KALEX	249.1	248.3	248.0	247.7	247.7	248.2	249.1
40	Alex RINS	SPA	KALEX	248.7	248.6	248.5	247.5	247.4	248.1	248.7
88	Ricard CARDUS	SPA	TECH 3	248.6	247.0	246.2	245.9	244.5	246.4	248.6
12	Thomas LUTHI	SWI	KALEX	247.3	246.5	246.4	246.2	245.9	246.4	247.3
96	Louis ROSSI	FRA	TECH 3	247.0	246.8	246.0	245.7	245.3	246.2	247.0
3	Simone CORSI	ITA	KALEX	246.9	246.3	245.8	245.7	245.2	246.0	246.9
57	Edgar PONS	SPA	KALEX	246.9	246.8	246.0	245.5	244.6	246.0	246.9
51	Zaqhwan ZAIDI	MAL	SUTER	246.8	244.3	244.3	244.0	243.9	244.7	246.8
30	Takaaki NAKAGAMI	JPN	KALEX	246.8	246.5	246.4	246.0	245.5	246.2	246.8
25	Azlan SHAH	MAL	KALEX	246.3	245.7	245.6	245.4	245.2	245.6	246.3
55	Hafizh SYAHRIN	MAL	KALEX	246.3	245.7	244.4	244.1	244.0	244.9	246.3
21	Franco MORBIDELLI	ITA	KALEX	246.1	244.7	244.5	244.2	243.4	244.6	246.1
22	Sam LOWES	GBR	SPEED UP	246.1	245.9	244.8	244.3	243.9	245.0	246.1
77	Dominique AEGERTER	SWI	KALEX	246.1	246.0	245.8	245.6	244.9	245.7	246.1
95	Anthony WEST	AUS	SPEED UP	246.1	244.9	244.2	244.1	244.0	244.7	246.1
5	Johann ZARCO	FRA	KALEX	245.9	245.9	245.0	244.8	244.5	245.2	245.9
36	Mika KALLIO	FIN	KALEX	245.9	245.8	245.0	244.7	244.0	245.1	245.9
73	Alex MARQUEZ	SPA	KALEX	245.7	245.5	245.4	245.2	244.5	245.3	245.7
23	Marcel SCHROTTER	GER	TECH 3	245.2	244.5	244.1	243.6	243.2	244.1	245.2
19	Xavier SIMEON	BEL	KALEX	245.0	243.9	243.7	243.4	243.0	243.8	245.0
70	Robin MULHAUSER	SWI	KALEX	245.0	243.9	243.9	243.2	242.9	243.8	245.0
49	Axel PONS	SPA	KALEX	244.5	243.4	243.4	242.9	242.7	243.4	244.5
10	Thitipong WAROKORN	THA	KALEX	244.3	244.0	243.8	243.7	242.9	243.7	244.3
66	Florian ALT	GER	SUTER	244.3	243.4	242.8	242.6	241.5	242.9	244.3
94	Jonas FOLGER	GER	KALEX	244.2	243.9	243.6	242.0	241.2	242.7	244.2
7	Lorenzo BALDASSARRI	ITA	KALEX	243.7	243.5	243.1	243.0	242.9	243.2	243.7
4	Randy KRUMMENACHER	SWI	KALEX	243.5	242.1	241.8	241.6	241.0	242.0	243.5
2	Jesko RAFFIN	SWI	KALEX	243.4	242.5	242.2	241.7	241.6	242.2	243.4

These data/results cannot be reproduced, stored and/or transmitted in whole or in part by any manner of electronic, mechanical, photocopying, recording, broadcasting or otherwise now known or herein after developed without the previous express consent by the copyright owner, except for reproduction in daily press and regular printed publications on sale to the public within 60 days of the event related to those data/results and always provided that copyright symbol appears together as follows below.

© DORNA, 2015

Official MotoGP Timing by TISSOT
www.motogp.com



Jerez de la Frontera, Friday, May 01, 2015



GRAN PREMIO bwin DE ESPAÑA

Free Practice Nr. 2

Chronological Analysis of Performances

9

				<i>T1</i> Time from finish line to 1st intermedate		<i>T3</i> Time from 2nd intermed. to 3rd intermed.	
<i>P</i> Crossing the finish line in pit lane				<i>T2</i> Time from 1st intermed. to 2nd intermed.		<i>T4</i> Time from 3rd intermediate to finish line	
Lap	Lap Time	T1	T2	T3	T4	Speed	
1st 94 Jonas FOLGER AGR Team GER							
		Runs=3	Total laps=18	Full laps=12			
1	3'36.222	2'15.082	16.023	32.129	32.988	237.0	
2	1'45.267	26.066	15.529	31.240	32.432	240.4	
3	1'44.877	26.026	15.500	31.074	32.277	241.1	
4	1'45.081	26.108	15.540	31.206	32.227	240.3	
5	1'45.077	26.077	15.597	31.129	32.274	241.2	
6	1'44.926	26.114	15.518	30.977	32.317	241.2	
7	9'39.400 P	25.968	15.532	30.969	8'26.931	240.8	
8	1'54.040	33.400	15.883	32.018	32.739	238.4	
9	1'44.699	26.027	15.432	30.841	32.399	242.0	
10	1'44.094	25.921	15.379	30.763	32.031	243.6	
11	1'50.002	25.851	15.482	34.961	33.708	240.9	
12	1'44.438	25.940	15.502	30.893	32.103	239.5	
13	6'12.847 P	26.915	15.741	31.312	4'58.879	238.0	
14	1'55.919	34.654	15.936	32.384	32.945	239.0	
15	1'43.413	25.667	15.359	30.540	31.847	244.2	
16	1'50.513	26.268	18.656	33.409	32.180	166.7	
17	1'43.770	25.762	15.375	30.659	31.974	243.9	
	PIT	29.631	17.540	32.688		167.0	
2nd 1 Tito RABAT EG 0,0 Marc VDS SPA							
		Runs=3	Total laps=22	Full laps=17			
1	3'07.941	1'48.027	15.749	31.791	32.374	241.9	
2	1'44.142	25.898	15.389	30.862	31.993	245.9	
3	1'43.742	25.840	15.353	30.688	31.861	246.0	
4	1'43.686	25.655	15.333	30.825	31.873	245.6	
5	1'43.936	25.782	15.393	30.790	31.971	244.0	
6	3'45.522 P	26.531	16.101	31.435	2'31.455	240.9	
7	1'48.421	29.382	15.547	31.086	32.406	243.0	
8	1'44.010	26.009	15.449	30.796	31.756	244.8	
9	1'43.439	25.759	15.263	30.587	31.830	247.9	
10	1'43.659	25.794	15.286	30.689	31.890	248.1	
11	1'43.949	25.700	15.331	30.925	31.993	251.3	
12	5'00.684 P	26.132	15.391	32.203	3'46.958	248.3	
13	1'49.086	29.969	15.653	31.229	32.235	241.0	
14	1'43.924	25.882	15.355	30.752	31.935	245.0	
15	1'43.913	25.765	15.428	30.733	31.987	244.5	
16	1'43.840	25.817	15.358	30.754	31.911	244.2	
17	1'43.569	25.707	15.214	30.704	31.944	245.4	
18	1'43.674	25.745	15.315	30.701	31.913	247.3	
19	1'43.917	25.800	15.325	30.785	32.007	246.5	
20	1'49.766	25.870	15.487	34.629	33.780	243.4	
21	1'45.903	25.970	15.354	31.187	33.392	248.2	
22	1'43.884	25.831	15.268	30.767	32.018	248.9	
3rd 5 Johann ZARCO Ajo Motorsport FRA							
		Runs=3	Total laps=17	Full laps=12			
1	3'16.645	1'56.381	16.004	31.809	32.451	239.2	
2	1'45.063	26.168	15.497	31.140	32.258	244.3	
3	1'44.644	26.028	15.487	30.976	32.153	243.4	
4	7'58.138 P	27.212	15.491	31.275	6'44.160	244.5	
4th 19 Xavier SIMEON Federal Oil Gresini Mo BEL							
		Runs=4	Total laps=19	Full laps=12			
1	2'51.182	1'29.509	16.488	32.500	32.685	231.3	
2	1'45.150	26.214	15.597	31.095	32.244	242.5	
3	1'45.682	25.927	15.462	31.011	33.282	243.0	
4	1'44.385	25.963	15.378	30.949	32.095	243.9	
5	6'03.389 P	28.033	15.836	31.585	4'47.935	237.8	
6	1'51.006	31.206	15.793	31.437	32.570	236.5	
7	1'44.833	25.986	15.528	31.006	32.313	241.1	
8	1'45.196	26.033	15.687	30.997	32.479	241.2	
9	1'44.827	26.067	15.593	30.925	32.242	242.6	
10	1'44.448	25.915	15.505	30.893	32.135	243.7	
11	1'44.662	25.994	15.456	30.936	32.276	242.3	
12	6'15.324 P	27.119	16.485	33.860	4'57.860	207.8	
13	1'56.605	34.086	16.590	33.175	32.754	197.6	
14	1'45.048	26.126	15.682	31.003	32.237	237.9	
15	1'46.657	26.652	16.009	31.636	32.360	234.9	
16	1'44.390	25.913	15.491	30.856	32.130	245.0	
17	3'15.160 P	26.474	15.598	31.412	2'01.676	242.2	
18	1'49.610	31.032	15.675	30.849	32.054	241.1	
19	1'43.717	25.823	15.377	30.608	31.909	243.4	
5th 40 Alex RINS Paginas Amarillas HP SPA							
		Runs=3	Total laps=21	Full laps=16			
1	2'31.960	1'09.923	16.219	32.587	33.231	243.2	
2	1'44.911	26.193	15.470	31.108	32.140	245.7	
3	1'44.788	26.065	15.579	30.999	32.145	246.4	
4	1'44.607	26.014	15.451	30.926	32.216	246.0	
5	1'44.873	25.854	15.512	31.240	32.267	245.0	
6	5'53.565 P	26.981	15.748	31.620	4'39.216	244.8	
7	1'54.826	33.584	16.193	32.211	32.838	242.9	
8	1'44.259	25.875	15.438	30.780	32.166	246.3	
9	1'44.005	25.798	15.314	30.736	32.157	246.9	
10	1'43.917	25.700	15.271	30.871	32.075	248.6	
11	1'45.150	26.708	15.368	30.995	32.079	248.5	
12	1'43.806	25.752	15.375	30.803	31.876	244.5	
13	1'44.054	25.763	15.340	30.886	32.065	245.2	
14	6'08.611 P	26.848	15.509	31.193	4'55.061	247.1	

Fastest Lap: Jonas FOLGER AGR Team GER **1'43.413** 25.667 15.359 30.540 31.847

These data/results cannot be reproduced, stored and/or transmitted in whole or in part by any manner of electronic, mechanical, photocopying, recording, broadcasting or otherwise now known or herein after developed without the previous express consent by the copyright owner, except for reproduction in daily press and regular printed publications on sale to the public within 60 days of the event related to those data/results and always provided that copyright symbol appears together as follows below.
© DORNA, 2015



Free Practice Nr. 2

Moto2

Lap	Lap Time	T1	T2	T3	T4	Speed	Lap	Lap Time	T1	T2	T3	T4	Speed
15	2'07.222	44.267	16.433	34.042	32.480	241.9	12	1'44.157	25.830	15.251	31.020	32.056	248.6
16	1'44.204	26.007	15.311	30.932	31.954	248.7	13	1'43.982	25.832	15.300	30.888	31.962	246.9
17	1'43.941	25.901	15.312	30.768	31.960	247.5	14	5'40.000 P	25.967	15.645	31.164	4'27.224	244.8
18	1'44.133	25.913	15.359	30.889	31.972	246.4	15	1'51.589	31.960	15.627	31.619	32.383	244.0
19	1'44.166	25.819	15.425	30.968	31.954	246.1	16	1'44.856	25.993	15.343	30.973	32.547	247.0
20	1'54.878	29.883	16.844	35.404	32.747	222.4	17	1'45.386	26.821	15.404	31.049	32.112	247.4
21	1'44.279	25.977	15.415	30.869	32.018	247.4	18	1'44.622	25.945	15.391	31.180	32.106	249.3
6th 60 Julian SIMON QMMF Racing Team SPA Runs=3 Total laps=19 Full laps=14							19 1'45.887 26.115 15.460 31.706 32.606 246.5						
1 2'26.094 1'03.953 16.157 32.635 33.349 238.7							20 1'49.649 28.399 17.307 31.671 32.272 238.4						
2 1'49.685 26.250 15.781 34.954 32.700 196.9							21 1'44.917 26.137 15.387 31.271 32.122 248.6						
3 1'44.426 25.876 15.468 30.769 32.313 247.9							9th 95 Anthony WEST QMMF Racing Team AUS Runs=3 Total laps=20 Full laps=15						
4 1'51.360 28.380 16.702 33.861 32.417 221.8							1 2'29.710 1'08.452 16.563 31.862 32.833 231.3						
5 1'46.366 25.885 15.664 32.492 32.325 244.4							2 1'45.170 26.090 15.569 31.034 32.477 244.0						
6 1'44.626 25.980 15.591 30.727 32.328 245.0							3 1'45.143 26.013 15.531 31.007 32.592 244.2						
7 8'31.641 P 32.695 18.089 32.274 7'08.583 209.0							4 1'52.062 28.050 16.177 33.703 34.132 235.7						
8 1'51.313 31.237 15.721 31.758 32.597 245.8							5 1'45.199 25.906 15.667 31.099 32.527 244.1						
9 1'47.642 26.063 15.477 31.048 35.054 248.2							6 4'50.264 P 27.897 15.995 32.279 3'34.093 239.0						
10 1'44.445 25.888 15.434 30.947 32.176 245.3							7 1'57.574 31.592 16.635 32.745 36.602 227.1						
11 1'49.298 28.732 15.504 31.276 33.786 246.1							8 1'45.223 26.117 15.755 30.898 32.453 240.9						
12 1'44.635 25.870 15.410 30.900 32.455 247.9							9 1'45.213 26.051 15.808 30.906 32.448 241.4						
13 6'24.376 P 26.025 15.528 30.912 5'11.911 245.9							10 1'45.213 26.078 15.749 30.925 32.461 239.6						
14 1'50.317 31.137 15.776 31.041 32.363 246.8							11 2'01.097 30.219 17.133 34.851 38.894 240.1						
15 1'51.976 25.837 15.418 38.481 32.240 248.3							12 1'45.005 26.142 15.582 31.072 32.209 244.9						
16 1'43.912 25.765 15.385 30.716 32.046 248.4							13 7'13.209 P 27.284 15.770 32.173 5'57.982 240.7						
17 1'51.623 32.352 15.785 30.928 32.558 241.9							14 1'54.455 32.316 16.206 33.657 32.276 233.3						
18 1'44.115 25.730 15.408 30.832 32.145 249.7							15 1'43.996 25.721 15.522 30.690 32.063 242.8						
19 1'45.377 25.807 15.351 31.526 32.693 251.8							16 1'44.311 25.683 15.574 30.910 32.144 243.7						
7th 22 Sam LOWES Speed Up Racing GBR Runs=3 Total laps=17 Full laps=12							17 1'44.555 25.846 15.661 30.815 32.233 243.4						
1 3'01.112 1'40.976 15.834 31.735 32.567 239.1							18 1'44.776 25.824 15.656 30.913 32.383 242.6						
2 1'45.076 26.031 15.583 31.206 32.256 241.1							19 1'57.177 29.974 15.847 32.237 39.119 242.2						
3 1'44.494 25.877 15.537 30.957 32.123 240.6							20 1'44.729 25.979 15.506 30.993 32.251 246.1						
4 1'44.892 26.179 15.528 31.047 32.138 237.8							10th 12 Thomas LUTHI Derendinger Racing In SWI Runs=3 Total laps=21 Full laps=16						
5 1'44.677 25.914 15.520 31.049 32.194 243.9							1 2'19.510 57.426 16.445 32.383 33.256 240.5						
6 11'31.212 P 31.071 16.681 32.243 10'11.217 228.2							2 1'44.977 26.165 15.515 31.050 32.247 243.5						
7 2'10.218 35.986 17.992 39.345 36.895 130.5							3 1'44.826 26.052 15.505 30.998 32.271 244.7						
8 1'44.603 26.136 15.487 30.987 31.993 242.8							4 1'44.678 25.951 15.470 30.950 32.307 244.5						
9 1'53.499 28.141 15.535 36.893 32.930 243.2							5 1'44.800 25.985 15.503 30.991 32.321 244.2						
10 1'44.433 25.867 15.560 30.971 32.035 244.8							6 1'44.624 25.922 15.612 30.884 32.206 243.6						
11 1'44.303 25.796 15.503 30.915 32.089 239.6							7 1'44.809 25.949 15.504 31.091 32.265 243.4						
12 6'30.997 P 27.391 16.135 32.696 5'14.775 232.3							8 7'03.971 P 30.179 16.004 31.983 5'45.805 227.0						
13 1'58.480 34.180 19.757 32.267 32.276 184.4							9 1'53.015 32.741 15.805 31.745 32.724 242.5						
14 1'44.192 25.786 15.501 30.807 32.098 240.3							10 1'47.712 26.002 15.325 33.258 33.127 244.6						
15 1'43.998 25.832 15.434 30.743 31.989 244.3							11 1'44.146 25.817 15.319 30.800 32.210 244.6						
16 1'44.311 26.031 15.426 30.831 32.023 245.9							12 1'49.453 28.694 15.488 32.873 32.398 240.7						
17 1'43.932 25.756 15.463 30.735 31.978 246.1							13 5'18.095 P 25.782 15.368 31.186 4'05.759 245.9						
8th 39 Luis SALOM Paginas Amarillas HP SPA Runs=3 Total laps=21 Full laps=16							14 1'50.527 30.913 15.703 31.514 32.397 241.7						
1 1'55.715 34.584 15.926 32.278 32.927 243.2							15 1'44.178 25.888 15.275 30.896 32.119 246.2						
2 1'46.013 26.551 15.660 31.494 32.308 245.9							16 1'44.137 26.032 15.296 30.774 32.035 246.5						
3 1'44.872 26.079 15.405 31.118 32.270 245.9							17 1'44.058 25.793 15.359 30.759 32.147 245.9						
4 1'45.209 25.934 15.394 31.005 32.876 246.1							18 1'56.238 30.021 16.858 35.935 33.424 176.6						
5 1'44.459 25.944 15.499 30.837 32.179 245.4							19 1'46.673 25.943 15.429 32.544 32.757 246.4						
6 1'44.521 25.963 15.463 30.969 32.126 246.5							20 1'44.089 25.885 15.299 30.936 31.969 247.3						
7 6'25.170 P 26.216 17.062 32.236 5'09.656 211.1							21 1'44.006 25.770 15.339 30.812 32.085 245.8						
8 1'56.249 35.770 16.116 31.721 32.642 243.3							11th 11 Sandro CORTESE Dynavolt Intact GP GER Runs=3 Total laps=18 Full laps=13						
9 1'44.965 26.060 15.449 31.152 32.304 244.2							1 2'20.193 57.240 16.668 32.936 33.349 233.6						
10 1'44.595 25.908 15.446 30.965 32.276 245.9							2 1'45.442 26.508 15.481 31.385 32.068 248.0						
11 1'45.454 26.559 15.374 31.265 32.256 246.8							3 1'44.421 26.141 15.310 30.995 31.975 247.7						

Fastest Lap: Jonas FOLGER AGR Team GER **1'43.413** 25.667 15.359 30.540 31.847

These data/results cannot be reproduced, stored and/or transmitted in whole or in part by any manner of electronic, mechanical, photocopying, recording, broadcasting or otherwise now known or herein after developed without the previous express consent by the copyright owner, except for reproduction in daily press and regular printed publications on sale to the public within 60 days of the event related to those data/results and always provided that copyright symbol appears together as follows below.
© DORNA, 2015



Free Practice Nr. 2

Moto2

Lap	Lap Time	T1	T2	T3	T4	Speed	Lap	Lap Time	T1	T2	T3	T4	Speed	
11	1'48.762	26.498	15.585	33.765	32.914	245.0	17	1'47.184	26.569	15.757	31.710	33.148	243.9	
unfinished		26.339	15.632			243.9	18	1'47.393	26.464	15.983	31.730	33.216	242.0	
29th 10 Thitipong WAROKO		APH PTT The Pizza S THA												
		Runs=2		Total laps=15		Full laps=12		19	1'47.295	26.436	15.910	31.778	33.171	242.8
								20	1'47.228	26.508	15.735	31.708	33.277	246.8
								21	2'01.738	29.336	16.013	39.018	37.371	239.7

1	1'57.445	35.673	16.062	32.614	33.096	240.8
2	1'46.247	26.467	15.585	31.486	32.709	241.9
3	1'46.271	26.284	15.586	31.485	32.916	243.7
4	1'46.706	26.382	15.764	31.695	32.865	243.8
5	1'46.110	26.512	15.643	31.278	32.677	241.9
6	1'46.165	26.355	15.644	31.499	32.667	242.6
7	1'53.549	27.032	15.907	32.943	37.667	240.2
8	1'46.044	26.414	15.689	31.294	32.647	239.6
9	20'36.576 P	1'18.720	20.829	39.897	18'17.130	214.9
10	1'57.022	34.854	16.257	32.377	33.534	238.3
11	1'48.051	27.089	15.745	32.191	33.026	239.0
12	1'46.550	26.449	15.672	31.580	32.849	242.9
13	1'46.311	26.342	15.637	31.533	32.799	242.0
14	1'46.152	26.293	15.655	31.425	32.779	244.3
15	1'46.921	26.528	15.572	31.763	33.058	244.0

30th 2 Jesko RAFFIN		sports-millions-EMWE SWI											
		Runs=3		Total laps=21		Full laps=16							
1	1'55.518	33.830	16.190	32.147	33.351	239.0							
2	1'47.339	26.666	15.763	31.868	33.042	240.8							
3	1'46.895	26.510	15.814	31.559	33.012	241.6							
4	1'46.826	26.483	15.835	31.552	32.956	242.5							
5	5'37.375 P	26.823	16.012	32.029	4'22.511	238.7							
6	1'56.518	33.708	16.556	32.713	33.541	234.0							
7	1'48.518	27.469	16.039	31.931	33.079	240.0							
8	1'49.185	27.041	16.097	32.661	33.386	240.1							
9	1'47.972	26.681	16.166	31.830	33.295	239.6							
10	1'47.768	26.750	16.023	31.764	33.231	240.6							
11	1'48.769	26.776	16.546	32.417	33.030	237.5							
12	1'47.316	26.485	15.836	31.751	33.244	240.5							
13	5'41.180 P	26.514	15.866	32.906	4'25.894	241.7							
14	1'57.324	34.560	16.610	32.622	33.532	236.4							
15	1'48.277	26.775	16.083	31.946	33.473	237.5							
16	1'48.078	26.884	16.018	31.849	33.327	241.6							
17	1'49.996	28.349	16.016	32.207	33.424	237.8							
18	1'48.865	27.054	16.179	32.401	33.231	239.5							
19	1'47.340	26.592	15.875	31.748	33.125	240.4							
20	1'47.568	27.027	15.901	31.622	33.018	242.2							
21	1'47.310	26.604	15.807	31.810	33.089	243.4							

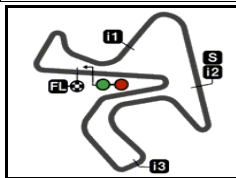
31st 51 Zaqwan ZAIDI		JPMoto Malaysia MAL											
		Runs=2		Total laps=21		Full laps=18							
1	2'20.884	56.457	17.370	33.401	33.656	224.3							
2	1'48.176	26.912	15.801	32.297	33.166	244.3							
3	1'49.830	28.736	15.806	32.039	33.249	244.3							
4	1'47.617	26.718	15.908	31.751	33.240	242.8							
5	1'47.768	26.694	15.929	31.876	33.269	241.9							
6	1'47.687	26.661	15.850	31.943	33.233	242.6							
7	1'53.820	30.446	16.017	34.004	33.353	241.6							
8	1'49.353	26.908	15.861	32.833	33.751	241.1							
9	1'47.665	26.839	15.860	31.665	33.301	239.0							
10	1'47.552	26.591	15.788	31.847	33.326	243.0							
11	1'47.520	26.671	15.776	31.861	33.212	240.4							
12	1'47.642	26.688	15.823	31.643	33.488	242.4							
13	1'50.243	26.815	15.799	33.988	33.641	244.0							
14	9'32.640 P	31.150	16.134	38.736	8'06.620	239.3							
15	1'58.063	35.966	16.312	32.441	33.344	237.2							
16	1'47.316	26.682	15.670	31.785	33.179	243.6							

Fastest Lap: Jonas FOLGER AGR Team GER **1'43.413** 25.667 15.359 30.540 31.847

These data/results cannot be reproduced, stored and/or transmitted in whole or in part by any manner of electronic, mechanical, photocopying, recording, broadcasting or otherwise now known or herein after developed without the previous express consent by the copyright owner, except for reproduction in daily press and regular printed publications on sale to the public within 60 days of the event related to those data/results and always provided that copyright symbol appears together as follows below.
© DORNA, 2015



Circuito de Jerez



4423 m.

Results and timing service provided by TISSOT

Moto2

GRAN PREMIO bwin DE ESPAÑA

Free Practice Nr. 2

Best Partial Times

IT Ideal Lap Time, sum of the best partial times

BT Best Lap Time


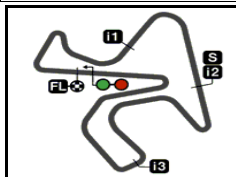
T1		T2		T3		T4				IT	BT	
Pos	Rider	Time	Rider	Time	Rider	Time	Rider	Time	Pos	Rider	IT	BT
1	A.PONS	25.641	T.RABAT	15.214	J.FOLGER	30.540	T.RABAT	31.756	1	T.RABAT	1'43.212	1'43.439 (2)
2	J.ZARCO	25.650	S.CORTESE	15.241	T.RABAT	30.587	J.ZARCO	31.802	2	J.FOLGER	1'43.413	1'43.413 (1)
3	T.RABAT	25.655	L.SALOM	15.251	X.SIMEON	30.608	J.FOLGER	31.847	3	J.ZARCO	1'43.420	1'43.566 (3)
4	J.FOLGER	25.667	A.RINS	15.271	J.ZARCO	30.635	A.RINS	31.876	4	A.RINS	1'43.583	1'43.806 (5)
5	A.WEST	25.683	T.LUTHI	15.275	S.CORSI	30.678	X.SIMEON	31.909	5	X.SIMEON	1'43.717	1'43.717 (4)
6	A.RINS	25.700	T.NAKAGAMI	15.319	A.WEST	30.690	L.SALOM	31.962	6	T.LUTHI	1'43.773	1'44.006 (10)
7	J.SIMON	25.730	J.ZARCO	15.333	J.SIMON	30.716	T.LUTHI	31.969	7	S.CORTESE	1'43.831	1'44.076 (11)
8	S.LOWES	25.756	J.SIMON	15.351	M.KALLIO	30.720	S.CORTESE	31.974	8	J.SIMON	1'43.843	1'43.912 (6)
9	F.MORBIDELLI	25.759	J.FOLGER	15.359	S.LOWES	30.735	S.LOWES	31.978	9	L.SALOM	1'43.880	1'43.982 (8)
10	T.LUTHI	25.770	X.SIMEON	15.377	A.RINS	30.736	T.NAKAGAMI	32.040	10	S.LOWES	1'43.895	1'43.932 (7)
11	T.NAKAGAMI	25.780	A.SHAH	15.379	M.SCHROTTER	30.756	J.SIMON	32.046	11	A.WEST	1'43.942	1'43.996 (9)
12	M.KALLIO	25.786	R.CARDUS	15.395	T.LUTHI	30.759	A.WEST	32.063	12	T.NAKAGAMI	1'44.019	1'44.089 (13)
13	X.SIMEON	25.823	A.MARQUEZ	15.424	S.CORTESE	30.784	R.CARDUS	32.068	13	S.CORSI	1'44.082	1'44.082 (12)
14	L.SALOM	25.830	S.LOWES	15.426	A.PONS	30.799	S.CORSI	32.130	14	A.PONS	1'44.091	1'44.096 (14)
15	S.CORTESE	25.832	L.ROSSI	15.427	F.MORBIDELLI	30.821	A.MARQUEZ	32.133	15	M.KALLIO	1'44.143	1'44.198 (15)
16	M.SCHROTTER	25.837	S.CORSI	15.432	L.SALOM	30.837	F.MORBIDELLI	32.147	16	F.MORBIDELLI	1'44.161	1'44.298 (16)
17	S.CORSI	25.842	L.BALDASSARRI	15.432	R.KRUMMENAC	30.847	L.ROSSI	32.172	17	M.SCHROTTE	1'44.283	1'44.430 (18)
18	A.MARQUEZ	25.893	F.MORBIDELLI	15.434	T.NAKAGAMI	30.880	R.KRUMMENAC	32.179	18	R.CARDUS	1'44.383	1'44.389 (17)
19	D.AEGERTER	25.912	M.SCHROTTER	15.435	L.ROSSI	30.886	M.KALLIO	32.201	19	A.MARQUEZ	1'44.401	1'44.452 (19)
20	L.BALDASSARRI	25.925	M.KALLIO	15.436	E.PONS	30.895	A.PONS	32.203	20	R.KRUMMENAC	1'44.429	1'44.583 (21)
21	E.PONS	25.932	E.PONS	15.447	R.CARDUS	30.912	M.SCHROTTER	32.255	21	L.ROSSI	1'44.476	1'44.578 (20)
22	H.SYHRIN	25.945	A.PONS	15.448	A.MARQUEZ	30.951	H.SYHRIN	32.262	22	H.SYHRIN	1'44.652	1'44.723 (23)
23	R.KRUMMENAC	25.951	R.KRUMMENAC	15.452	L.BALDASSARRI	30.980	D.AEGERTER	32.283	23	E.PONS	1'44.663	1'44.973 (25)
24	L.ROSSI	25.991	H.SYHRIN	15.457	H.SYHRIN	30.988	L.BALDASSARRI	32.349	24	L.BALDASSARRI	1'44.686	1'44.719 (22)

These data/results cannot be reproduced, stored and/or transmitted in whole or in part by any manner of electronic, mechanical, photocopying, recording, broadcasting or otherwise now known or herein after developed without the previous express consent by the copyright owner, except for reproduction in daily press and regular printed publications on sale to the public within 60 days of the event related to those data/results and always provided that copyright symbol appears together as follows below.
© DORNA, 2015

Official MotoGP Timing by TISSOT
www.motogp.com



Circuito de Jerez

Results and timing service provided by  **TISSOT**

4423 m.

GRAN PREMIO bwin DE ESPAÑA**Free Practice Nr. 2****Best Partial Times****Moto2***IT* Ideal Lap Time, sum of the best partial times*BT* Best Lap Time


<i>Pos</i>	<i>T1</i>		<i>T2</i>		<i>T3</i>		<i>T4</i>		<i>Pos</i>	<i>Rider</i>	<i>IT</i>	<i>BT</i>
	<i>Rider</i>	<i>Time</i>	<i>Rider</i>	<i>Time</i>	<i>Rider</i>	<i>Time</i>	<i>Rider</i>	<i>Time</i>				
25	R.CARDUS	26.008	A.WEST	15.506	D.AEGERTER	31.027	A.SHAH	32.375	25	D.AEGERTER	1'44.776	1'44.865 (24)
26	F.ALT	26.058	D.AEGERTER	15.554	A.SHAH	31.127	E.PONS	32.389	26	A.SHAH	1'45.021	1'45.253 (26)
27	A.SHAH	26.140	T.WAROKORN	15.572	R.MULHAUSER	31.238	F.ALT	32.434	27	F.ALT	1'45.446	1'45.458 (27)
28	R.MULHAUSER	26.225	R.MULHAUSER	15.585	T.WAROKORN	31.278	R.MULHAUSER	32.632	28	R.MULHAUSE	1'45.680	1'46.009 (28)
29	T.WAROKORN	26.284	F.ALT	15.609	F.ALT	31.345	T.WAROKORN	32.647	29	T.WAROKORN	1'45.781	1'46.044 (29)
30	Z.ZAIDI	26.436	Z.ZAIDI	15.670	J.RAFFIN	31.552	J.RAFFIN	32.956	30	J.RAFFIN	1'46.754	1'46.826 (30)
31	J.RAFFIN	26.483	J.RAFFIN	15.763	Z.ZAIDI	31.643	Z.ZAIDI	33.148	31	Z.ZAIDI	1'46.897	1'47.184 (31)

These data/results cannot be reproduced, stored and/or transmitted in whole or in part by any manner of electronic, mechanical, photocopying, recording, broadcasting or otherwise now known or herein after developed without the previous express consent by the copyright owner, except for reproduction in daily press and regular printed publications on sale to the public within 60 days of the event related to those data/results and always provided that copyright symbol appears together as follows below.
© DORNA, 2015

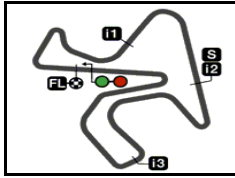
Official MotoGP Timing by **TISSOT**
www.motogp.com



Circuito de Jerez

Results and timing service provided by 

Moto2




4423 m.

GRAN PREMIO bwin DE ESPAÑA

Free Practice Nr. 2

Fastest Laps Sequence

<i>Practice Time</i>	 <i>Rider</i>	<i>Nation</i>	<i>Motorcycle</i>	<i>Time</i>	<i>Km/h</i>	<i>Rider's Lap</i>
3'41.728	39 Luis SALOM	SPA	KALEX	1'46.013	150.1	2
3'55.241	30 Takaaki NAKAGAMI	JPN	KALEX	1'45.799	150.5	2
3'55.358	36 Mika KALLIO	FIN	KALEX	1'45.184	151.3	2
4'04.487	12 Thomas LUTHI	SWI	KALEX	1'44.977	151.6	2
4'16.871	40 Alex RINS	SPA	KALEX	1'44.911	151.7	2
4'52.083	1 Tito RABAT	SPA	KALEX	1'44.142	152.8	2
6'35.825	1 Tito RABAT	SPA	KALEX	1'43.742	153.4	3
8'19.511	1 Tito RABAT	SPA	KALEX	1'43.686	153.5	4
19'04.839	1 Tito RABAT	SPA	KALEX	1'43.439	153.9	9
40'50.302	94 Jonas FOLGER	GER	KALEX	1'43.413	153.9	15

These data/results cannot be reproduced, stored and/or transmitted in whole or in part by any manner of electronic, mechanical, photocopying, recording, broadcasting or otherwise now known or herein after developed without the previous express consent by the copyright owner, except for reproduction in daily press and regular printed publications on sale to the public within 60 days of the event related to those data/results and always provided that copyright symbol appears together as follows below.

© DORNA, 2015

Official MotoGP Timing by TISSOT
www.motogp.com

Jerez de la Frontera, Friday, May 01, 2015

