


4423 m.

GRAN PREMIO bwin DE ESPAÑA

Qualifying
Classification

	Rider	Nation	Team	Motorcycle	Time	Lap Total	Gap	Top Speed
1	1 Tito RABAT	SPA	EG 0,0 Marc VDS	KALEX	1'42.874	11 22		244.7
2	40 Alex RINS	SPA	Paginas Amarillas HP 40	KALEX	1'43.179	8 20	0.305 0.305	244.5
3	94 Jonas FOLGER	GER	AGR Team	KALEX	1'43.201	7 12	0.327 0.022	241.5
4	12 Thomas LUTHI	SWI	Derendinger Racing Interwetten	KALEX	1'43.259	14 19	0.385 0.058	245.9
5	30 Takaaki NAKAGAMI	JPN	IDEMITSU Honda Team Asia	KALEX	1'43.278	3 13	0.404 0.019	241.7
6	22 Sam LOWES	GBR	Speed Up Racing	SPEED UP	1'43.354	9 19	0.480 0.076	246.1
7	11 Sandro CORTESE	GER	Dynavolt Intact GP	KALEX	1'43.391	14 16	0.517 0.037	247.6
8	49 Axel PONS	SPA	AGR Team	KALEX	1'43.401	11 16	0.527 0.010	244.1
9	5 Johann ZARCO	FRA	Ajo Motorsport	KALEX	1'43.436	2 18	0.562 0.035	242.2
10	60 Julian SIMON	SPA	QMMF Racing Team	SPEED UP	1'43.483	5 20	0.609 0.047	246.4
11	19 Xavier SIMEON	BEL	Federal Oil Gresini Moto2	KALEX	1'43.514	19 21	0.640 0.031	243.4
12	3 Simone CORSI	ITA	Athinà Forward Racing	KALEX	1'43.683	15 20	0.809 0.169	243.1
13	7 Lorenzo BALDASSARRI	ITA	Athinà Forward Racing	KALEX	1'43.689	3 13	0.815 0.006	241.1
14	23 Marcel SCHROTTER	GER	Tech 3	TECH 3	1'43.713	17 18	0.839 0.024	242.1
15	21 Franco MORBIDELLI	ITA	Italtrans Racing Team	KALEX	1'43.721	18 19	0.847 0.008	241.7
16	77 Dominique AEGERTER	SWI	Technomag Racing Interwetten	KALEX	1'43.730	3 18	0.856 0.009	245.1
17	73 Alex MARQUEZ	SPA	EG 0,0 Marc VDS	KALEX	1'43.737	11 18	0.863 0.007	242.7
18	36 Mika KALLIO	FIN	Italtrans Racing Team	KALEX	1'43.843	10 20	0.969 0.106	241.9
19	4 Randy KRUMMENACHER	SWI	JIR Racing Team	KALEX	1'43.899	16 19	1.025 0.056	240.6
20	39 Luis SALOM	SPA	Paginas Amarillas HP 40	KALEX	1'43.916	21 21	1.042 0.017	245.3
21	55 Hafizh SYAHRIN	MAL	Petronas Raceline Malaysia	KALEX	1'44.060	13 21	1.186 0.144	243.0
22	88 Ricard CARDUS	SPA	Tech 3	TECH 3	1'44.441	16 19	1.567 0.381	243.2
23	57 Edgar PONS	SPA	Paginas Amarillas HP 40	KALEX	1'44.459	20 21	1.585 0.018	243.9
24	95 Anthony WEST	AUS	QMMF Racing Team	SPEED UP	1'44.466	3 18	1.592 0.007	241.2
25	25 Azlan SHAH	MAL	IDEMITSU Honda Team Asia	KALEX	1'44.624	11 23	1.750 0.158	241.7
26	96 Louis ROSSI	FRA	Tasca Racing Scuderia Moto2	TECH 3	1'44.695	9 16	1.821 0.071	244.2
27	10 Thitipong WAROKORN	THA	APH PTT The Pizza SAG	KALEX	1'45.299	12 20	2.425 0.604	240.6
28	70 Robin MULHAUSER	SWI	Technomag Racing Interwetten	KALEX	1'45.436	11 20	2.562 0.137	242.4
29	66 Florian ALT	GER	Octo Iodaracing Team	SUTER	1'45.663	6 20	2.789 0.227	239.5
30	2 Jesko RAFFIN	SWI	sports-millions-EMWE-SAG	KALEX	1'45.879	14 23	3.005 0.216	240.6
31	51 Zaqhwan ZAIDI	MAL	JPMoto Malaysia	SUTER	1'46.282	15 20	3.408 0.403	241.3

Practice condition: Dry

Air: 32°

Humidity: 29%

Ground: 49°

Fastest Lap:	Lap: 11	Tito RABAT	1'42.874	154.7 Km/h
Circuit Record Lap:	2014	Jonas FOLGER	1'42.876	154.7 Km/h
Circuit Best Lap:	2011	Stefan BRADL	1'42.706	155.0 Km/h

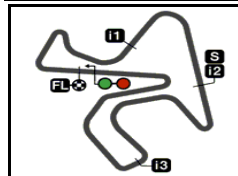
The results are provisional until the end of the limit for protest and appeals.

Time limit for protest expires 30' after publication of the results - Mr. Time:

These data/results cannot be reproduced, stored and/or transmitted in whole or in part by any manner of electronic, mechanical, photocopying, recording, broadcasting or otherwise now known or herein after developed without the previous express consent by the copyright owner, except for reproduction in daily press and regular printed publications on sale to the public within 60 days of the event related to those data/results and always provided that copyright symbol appears together as follows below.

© DORNA, 2015





4423 m.

GRAN PREMIO bwin DE ESPAÑA

Qualifying

Top Speed & Average

21A



Rider	Nation	Motorcycle	Top 5 speeds					Average	Top
11 Sandro CORTESE	GER	KALEX	247.6	246.6	244.1	244.1	242.2	244.9	247.6
60 Julian SIMON	SPA	SPEED UP	246.4	246.0	244.4	244.1	243.9	245.0	246.4
22 Sam LOWES	GBR	SPEED UP	246.1	244.8	243.9	242.4	242.3	243.9	246.1
12 Thomas LUTHI	SWI	KALEX	245.9	245.7	244.8	244.8	244.7	245.2	245.9
39 Luis SALOM	SPA	KALEX	245.3	245.2	245.1	244.6	244.0	244.7	245.3
77 Dominique AEGERTER	SWI	KALEX	245.1	244.7	244.3	244.2	243.9	244.4	245.1
1 Tito RABAT	SPA	KALEX	244.7	243.9	243.8	243.5	243.4	243.9	244.7
40 Alex RINS	SPA	KALEX	244.5	244.3	244.2	244.0	243.7	244.1	244.5
96 Louis ROSSI	FRA	TECH 3	244.2	242.4	242.2	242.1	240.9	242.4	244.2
49 Axel PONS	SPA	KALEX	244.1	243.5	243.1	241.9	241.3	242.8	244.1
57 Edgar PONS	SPA	KALEX	243.9	243.7	243.6	242.8	242.0	243.2	243.9
19 Xavier SIMEON	BEL	KALEX	243.4	242.8	242.3	242.2	241.9	242.5	243.4
88 Ricard CARDUS	SPA	TECH 3	243.2	242.3	241.4	241.4	241.3	241.9	243.2
3 Simone CORSI	ITA	KALEX	243.1	241.7	241.1	240.9	240.4	241.4	243.1
55 Hafizh SYAHRIN	MAL	KALEX	243.0	242.2	242.1	241.3	241.1	241.9	243.0
73 Alex MARQUEZ	SPA	KALEX	242.7	242.5	242.3	241.7	241.3	242.1	242.7
70 Robin MULHAUSER	SWI	KALEX	242.4	241.1	240.5	240.4	240.3	240.9	242.4
5 Johann ZARCO	FRA	KALEX	242.2	241.7	241.4	240.5	240.4	241.2	242.2
23 Marcel SCHROTTER	GER	TECH 3	242.1	241.1	240.1	240.0	239.9	240.6	242.1
36 Mika KALLIO	FIN	KALEX	241.9	241.4	241.2	240.4	240.3	241.0	241.9
21 Franco MORBIDELLI	ITA	KALEX	241.7	240.7	240.1	240.0	239.6	240.4	241.7
25 Azlan SHAH	MAL	KALEX	241.7	240.8	240.5	240.5	240.2	240.7	241.7
30 Takaaki NAKAGAMI	JPN	KALEX	241.7	241.5	241.4	241.2	241.0	241.4	241.7
94 Jonas FOLGER	GER	KALEX	241.5	241.4	240.5	240.3	240.1	240.8	241.5
51 Zaqrwan ZAIDI	MAL	SUTER	241.3	240.5	240.2	239.8	239.1	240.2	241.3
95 Anthony WEST	AUS	SPEED UP	241.2	241.1	241.0	240.4	240.4	240.8	241.2
7 Lorenzo BALDASSARRI	ITA	KALEX	241.1	241.1	240.6	240.3	240.3	240.7	241.1
10 Thitipong WAROKORN	THA	KALEX	240.6	240.4	239.4	239.1	238.4	239.6	240.6
2 Jesko RAFFIN	SWI	KALEX	240.6	240.1	239.3	239.0	238.9	239.6	240.6
4 Randy KRUMMENACHER	SWI	KALEX	240.6	240.4	240.1	239.3	239.1	239.9	240.6
66 Florian ALT	GER	SUTER	239.5	238.7	238.4	238.4	237.8	238.6	239.5

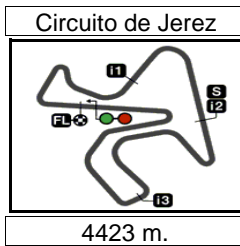
These data/results cannot be reproduced, stored and/or transmitted in whole or in part by any manner of electronic, mechanical, photocopying, recording, broadcasting or otherwise now known or herein after developed without the previous express consent by the copyright owner, except for reproduction in daily press and regular printed publications on sale to the public within 60 days of the event related to those data/results and always provided that copyright symbol appears together as follows below.

© DORNA, 2015

Official MotoGP Timing by TISSOT
www.motogp.com



Jerez de la Frontera, Saturday, May 02, 2015



Results and timing service provided by TISSOT

Moto2

GRAN PREMIO bwin DE ESPAÑA

Qualifying

Chronological Analysis of Performances



P Crossing the finish line in pit lane		T1 Time from finish line to 1st intermediate		T2 Time from 1st intermed. to 2nd intermed.		T3 Time from 2nd intermed. to 3rd intermed.		T4 Time from 3rd intermediate to finish line					
Lap	Lap Time	T1	T2	T3	T4	Speed	Lap	Lap Time	T1	T2	T3	T4	Speed
1st	1	Tito RABAT		EG 0,0 Marc VDS		SPA							
		Runs=5	Total laps=22	Full laps=14									
1	1'51.434	32.086	15.826	31.323	32.199	239.5	3	1'43.738	25.798	15.378	30.725	31.837	239.5
2	1'43.760	25.852	15.388	30.753	31.767	243.8	4	1'44.137	25.847	15.652	30.637	32.001	240.1
3	1'43.450	25.696	15.335	30.618	31.801	242.2	5	5'46.675 P	30.671	19.302	32.373	4'24.329	233.9
4	1'43.172	25.613	15.362	30.594	31.603	242.4	6	1'53.472	34.717	15.668	30.852	32.235	237.4
5	1'43.075	25.585	15.319	30.486	31.685	243.1	7	1'43.201	25.656	15.353	30.455	31.737	240.5
6	3'16.211 P	26.864	15.513	31.039	2'02.795	242.0	8	1'43.516	25.703	15.322	30.609	31.882	241.5
7	1'47.632	28.922	15.584	30.940	32.186	238.8	9	12'09.086 P	30.080	16.923	33.839	10'48.244	195.2
8	1'43.629	25.695	15.509	30.600	31.825	240.6	10	11'44.982 P	33.379	16.094	31.596	10'23.913	235.1
9	1'43.699	25.747	15.319	30.528	32.105	243.9	11	2'00.535	36.891	17.890	32.004	33.750	181.0
10	1'43.373	25.672	15.311	30.622	31.768	243.4	12	1'43.507	25.809	15.415	30.580	31.703	240.3
11	1'42.874	25.561	15.308	30.416	31.589	242.7							
12	3'50.586 P	26.566	15.535	30.824	2'37.661	242.2							
13	3'41.681 P	29.703	23.128	31.295	2'17.555	234.4							
14	1'52.566	29.524	18.272	31.968	32.802	217.8							
15	1'44.566	25.871	15.429	31.099	32.167	242.5							
16	1'43.944	25.856	15.403	30.737	31.948	241.3							
17	1'43.612	25.743	15.347	30.753	31.769	241.8							
18	4'16.879 P	25.771	15.362	30.643	3'05.103	243.3							
19	1'49.779	30.763	15.648	31.087	32.281	241.5							
20	1'43.318	25.647	15.350	30.593	31.728	243.2							
21	1'43.419	25.612	15.304	30.538	31.965	244.7							
22	1'43.242	25.573	15.358	30.669	31.642	243.5							
4th	12	Thomas LUTHI		Derendinger Racing In SWI									
		Runs=3	Total laps=19	Full laps=14									
1	2'08.598	48.395	15.912	31.800	32.491	240.7							
2	1'43.502	25.691	15.350	30.678	31.783	245.7							
3	1'43.565	25.749	15.291	30.641	31.884	244.8							
4	1'52.869	29.200	17.444	33.610	32.615	200.0							
5	1'43.401	25.768	15.290	30.622	31.721	245.9							
6	5'50.713 P	25.967	15.459	30.829	4'38.458	244.6							
7	1'51.121	31.945	15.747	31.124	32.305	241.9							
8	1'44.407	26.081	15.565	30.694	32.067	240.9							
9	1'43.636	25.735	15.374	30.583	31.944	243.2							
10	1'43.677	25.724	15.399	30.650	31.904	243.9							
11	1'43.807	25.781	15.390	30.664	31.972	243.4							
12	10'05.406 P	29.520	15.661	31.498	8'48.727	236.5							
13	1'52.397	32.316	15.728	32.030	32.323	240.2							
14	1'43.259	25.670	15.318	30.541	31.730	244.1							
15	1'57.896	33.001	16.927	31.237	36.731	237.2							
16	1'45.879	25.801	15.317	32.276	32.485	244.8							
17	1'43.689	25.756	15.404	30.602	31.927	244.3							
18	1'43.698	25.707	15.368	30.714	31.909	243.9							
19	1'43.971	25.930	15.419	30.648	31.974	244.7							
5th	30	Takaaki NAKAGAMI		IDEMITSU Honda Tea JPN									
		Runs=2	Total laps=14	Full laps=10									
1	1'58.179	37.699	16.114	31.728	32.638	238.0							
2	1'44.075	25.894	15.555	30.815	31.811	241.4							
3	1'43.278	25.493	15.402	30.565	31.818	241.2							
4	1'44.259	25.725	15.567	30.762	32.205	241.0							
5	1'44.196	25.741	15.510	30.998	31.947	232.1							
6	1'43.724	25.604	15.467	30.788	31.865	240.9							
7	1'44.000	25.855	15.516	30.671	31.958	241.5							
8	5'31.391 P	26.072	15.666	31.440	4'18.213	240.9							
9	1'56.960	31.722	17.257	35.312	32.669	130.6							
10	1'44.485	25.899	15.587	30.850	32.149	240.3							
11	1'44.172	25.750	15.503	30.825	32.094	239.6							
12	1'44.078	25.827	15.538	30.674	32.039	241.7							
13	1'52.279	28.808	15.703	30.812	36.956	240.6							
	unfinished	25.790	15.519	30.755		240.7							
3rd	94	Jonas FOLGER		AGR Team		GER							
		Runs=4	Total laps=12	Full laps=6									
1	2'43.037	1'22.358	16.886	31.895	31.898	234.7							
2	1'43.478	25.689	15.364	30.593	31.832	241.4							

Fastest Lap: Tito RABAT EG 0,0 Marc VDS SPA 1'42.874 25.561 15.308 30.416 31.589

These data/results cannot be reproduced, stored and/or transmitted in whole or in part by any manner of electronic, mechanical, photocopying, recording, broadcasting or otherwise now known or herein after developed without the previous express consent by the copyright owner, except for reproduction in daily press and regular printed publications on sale to the public within 60 days of the event related to those data/results and always provided that copyright symbol appears together as follows below.
© DORNA, 2015



Qualifying

Moto2

Lap	Lap Time	T1	T2	T3	T4	Speed	Lap	Lap Time	T1	T2	T3	T4	Speed	
6th	22	Sam LOWES Speed Up Racing GBR						1	3'19.032	1'58.985	16.012	31.726	32.309	237.8
		Runs=3			Total laps=19		Full laps=14							
1	2'27.237	1'01.820	19.711	33.321	32.385	221.0	2	1'43.436	25.671	15.377	30.576	31.812	240.4	
2	1'43.884	25.852	15.400	30.785	31.847	243.9	3	1'49.124	26.705	16.143	33.127	33.149	236.5	
3	1'43.600	25.800	15.329	30.730	31.741	242.4	4	1'44.370	25.795	15.552	30.834	32.189	239.8	
4	1'43.490	25.699	15.426	30.545	31.820	244.8	5	1'43.805	25.744	15.399	30.637	32.025	240.5	
5	1'43.763	25.868	15.342	30.721	31.832	246.1	6	6'59.125 P	27.090	15.913	32.644	5'43.478	238.4	
6	2'01.021	31.844	18.591	38.400	32.186	170.6	7	1'48.864	29.638	15.703	31.123	32.400	239.5	
7	1'43.699	25.819	15.383	30.644	31.853	241.3	8	1'43.625	25.721	15.443	30.608	31.853	238.4	
8	1'43.694	25.762	15.409	30.569	31.954	241.7	9	1'55.381	33.762	16.504	32.895	32.220	222.9	
9	1'43.354	25.638	15.412	30.597	31.707	240.7	10	1'44.228	25.856	15.434	30.692	32.246	241.4	
10	6'29.943 P	27.901	15.983	33.044	5'13.015	237.9	11	1'44.889	26.205	15.498	30.940	32.246	240.3	
11	2'01.515	31.991	17.646	39.645	32.233	153.4	12	9'29.921 P	56.943	16.669	32.106	7'44.203	235.6	
12	7'35.503 P	26.131	16.214	31.640	6'21.518	227.8	13	1'52.618	32.262	15.967	31.996	32.393	238.8	
13	2'07.666	33.557	18.114	40.817	35.178	210.2	14	1'45.042	25.941	15.440	31.209	32.452	241.7	
14	1'43.652	25.734	15.425	30.663	31.830	239.4	15	1'43.732	25.773	15.460	30.602	31.897	242.2	
15	1'43.498	25.643	15.319	30.721	31.815	241.3	16	1'44.601	25.829	15.705	30.988	32.079	237.2	
16	1'43.580	25.696	15.383	30.755	31.746	241.5	17	1'43.476	25.801	15.421	30.417	31.837	240.1	
17	2'32.292	26.235	21.934	55.126	48.997	123.7	18	1'43.556	25.795	15.380	30.621	31.760	240.3	
18	1'49.023	25.951	15.438	33.960	33.674	242.3								
19	1'43.664	25.898	15.395	30.597	31.774	241.9								
7th	11	Sandro CORTESE Dynavolt Intact GP GER												
		Runs=3			Total laps=16		Full laps=11							
1	2'28.016	58.186	18.088	38.803	32.939	154.2	1	2'19.740	57.215	16.313	32.786	33.426	237.4	
2	1'43.919	25.994	15.336	30.749	31.840	246.6	2	1'44.887	25.988	15.677	30.937	32.285	242.3	
3	1'43.775	25.914	15.215	30.769	31.877	247.6	3	1'43.541	25.692	15.412	30.509	31.928	242.9	
4	1'58.978	25.864	15.634	42.404	35.076	241.9	4	1'43.545	25.674	15.405	30.532	31.934	246.4	
5	13'17.238 P	29.782	17.421	33.654	11'56.381	158.7	5	1'43.483	25.665	15.405	30.513	31.900	244.1	
6	1'50.202	30.748	15.750	31.502	32.202	240.6	6	1'58.673	25.753	15.370	33.113	44.437	246.0	
7	1'44.252	25.891	15.385	30.839	32.137	244.1	7	1'47.258	25.877	16.454	32.421	32.506	227.0	
8	1'44.341	26.049	15.427	30.745	32.120	242.2	8	1'43.981	25.794	15.598	30.551	32.038	242.4	
9	1'44.495	26.144	15.461	30.955	31.935	240.5	9	1'43.973	25.721	15.549	30.715	31.988	242.8	
10	6'12.445 P	27.113	15.768	32.139	4'57.425	238.5	10	6'50.501 P	28.788	15.706	30.862	5'35.145	242.6	
11	1'56.199	35.993	16.056	31.701	32.449	238.2	11	1'56.810	32.245	15.914	31.935	36.716	240.1	
12	1'43.765	25.914	15.337	30.746	31.768	241.1	12	1'49.118	25.834	15.497	35.675	32.112	241.5	
13	1'43.782	25.899	15.362	30.622	31.899	240.9	13	1'43.929	25.629	15.416	30.659	32.225	243.7	
14	1'43.391	25.799	15.323	30.570	31.699	244.1	14	1'43.635	25.664	15.533	30.481	31.957	241.0	
15	1'44.231	25.921	15.410	30.889	32.011	238.6	15	5'58.031 P	28.299	16.672	32.489	4'40.571	229.2	
16	1'55.704	25.970	16.603	34.399	38.732	210.0	16	1'48.307	29.916	15.632	30.699	32.060	243.2	
							17	1'46.717	25.750	15.413	30.736	34.818	243.9	
							18	2'10.162	25.691	16.530	43.885	44.056	179.6	
							19	1'47.571	25.928	15.525	33.848	32.270	228.2	
							20	1'43.545	25.788	15.400	30.519	31.838	244.4	
8th	49	Axel PONS AGR Team SPA												
		Runs=4			Total laps=16		Full laps=9							
1	2'23.355	1'03.111	16.674	31.266	32.304	236.3	1	2'22.438	1'02.332	16.028	31.592	32.486	237.8	
2	1'43.982	25.779	15.458	30.749	31.996	243.1	2	1'44.169	25.873	15.382	30.734	32.180	242.8	
3	1'43.791	25.709	15.409	30.753	31.920	244.1	3	1'43.712	25.754	15.349	30.719	31.890	242.3	
4	1'44.830	26.273	15.544	30.874	32.139	241.3	4	1'48.874	27.565	15.993	33.225	32.091	219.4	
5	8'49.048 P	33.566	16.751	33.348	7'25.383	230.6	5	1'44.243	25.793	15.355	30.794	32.301	243.4	
6	1'53.071	31.778	15.645	30.912	34.736	239.4	6	1'45.735	25.752	15.409	30.657	33.917	241.9	
7	1'43.858	25.655	15.465	30.644	32.094	241.9	7	1'44.140	25.876	15.421	30.703	32.140	241.0	
8	1'44.218	25.778	15.663	30.770	32.007	239.4	8	1'47.306	25.882	16.194	32.773	32.457	229.6	
9	6'21.607 P	33.167	17.036	33.042	4'58.362	220.6	9	1'43.993	25.841	15.448	30.673	32.031	240.1	
10	1'48.811	29.987	15.643	30.773	32.408	239.4	10	1'43.908	25.820	15.443	30.636	32.009	241.4	
11	1'43.401	25.575	15.404	30.549	31.873	243.5	11	6'21.958 P	25.691	15.410	30.664	5'10.193	241.8	
12	7'00.250 P	28.396	15.948	31.489	5'44.417	237.6	12	1'51.107	31.923	15.736	31.058	32.390	238.9	
13	1'54.007	34.783	15.790	31.194	32.240	237.4	13	1'47.321	27.291	15.812	31.580	32.638	235.0	
14	1'43.908	25.660	15.724	30.551	31.973	233.0	14	1'44.069	25.906	15.458	30.644	32.061	240.1	
15	1'43.965	25.694	15.512	30.739	32.020	239.9	15	1'43.975	25.865	15.415	30.679	32.016	242.2	
16	2'17.527	46.649	17.924	35.879	37.075	207.8	16	6'07.363 P	27.258	16.457	33.144	4'50.504	218.6	
9th	5	Johann ZARCO Ajo Motorsport FRA												
		Runs=3			Total laps=18		Full laps=13							
17	1'50.915	31.822	15.723	31.194	32.176	236.7	17	1'43.898	25.845	15.397	30.608	32.048	239.7	
18	1'43.898	25.845	15.397	30.608	32.048	239.7	18	1'43.514	25.706	15.336	30.607	31.865	241.7	
19	1'43.514	25.706	15.336	30.607	31.865	241.7								

Fastest Lap: Tito RABAT EG 0,0 Marc VDS SPA **1'42.874** 25.561 15.308 30.416 31.589

These data/results cannot be reproduced, stored and/or transmitted in whole or in part by any manner of electronic, mechanical, photocopying, recording, broadcasting or otherwise now known or herein after developed without the previous express consent by the copyright owner, except for reproduction in daily press and regular printed publications on sale to the public within 60 days of the event related to those data/results and always provided that copyright symbol appears together as follows below.
© DORNA, 2015



Qualifying

Moto2

Lap	Lap Time	T1	T2	T3	T4	Speed	Lap	Lap Time	T1	T2	T3	T4	Speed
20	1'47.034	25.780	15.664	32.654	32.936	228.0	15th	21	Franco MORBIDEL Italtrans Racing Team ITA				Runs=3 Total laps=19 Full laps=14
21	1'48.450	27.951	16.236	31.800	32.463	223.2							
12th	3	Simone CORSI Athina Forward Racin ITA											
		Runs=4	Total laps=20	Full laps=14									
1	2'18.585	55.884	16.391	32.738	33.572	234.8	1	2'21.377	1'01.541	16.175	31.302	32.359	235.8
2	1'47.695	26.678	17.124	31.570	32.323	204.6	2	1'45.364	25.997	15.589	31.154	32.624	240.1
3	1'43.732	25.691	15.588	30.524	31.929	239.3	3	1'44.844	26.035	15.592	31.151	32.066	239.2
4	1'46.684	28.113	15.708	30.732	32.131	240.4	4	1'45.949	27.034	15.563	31.091	32.261	241.7
5	1'47.109	27.869	15.606	30.784	32.850	241.7	5	1'45.252	26.182	15.682	31.144	32.244	238.3
6	1'49.145	25.945	15.544	31.382	36.274	239.9	6	8'15.378 P	27.646	15.909	33.440	6'58.383	234.6
7	6'41.859 P	26.597	16.140	31.680	5'27.442	234.2	7	1'50.601	30.897	15.828	31.183	32.693	234.9
8	3'42.748 P	30.538	15.707	31.616	2'24.887	238.9	8	1'44.751	26.010	15.596	30.933	32.212	236.8
9	1'51.261	30.910	16.052	31.530	32.769	236.8	9	1'44.538	25.929	15.634	30.889	32.086	237.1
10	1'45.719	26.319	15.840	31.128	32.432	237.0	10	1'44.457	25.857	15.600	30.752	32.248	238.8
11	1'49.991	26.135	16.284	34.857	32.715	208.5	11	7'33.635 P	25.907	15.619	30.970	6'21.139	239.6
12	1'45.410	25.988	15.672	31.155	32.595	237.0	12	1'49.469	29.954	16.008	31.189	32.318	232.6
13	4'48.104 P	28.944	16.185	31.948	3'31.027	233.4	13	1'44.407	25.985	15.662	30.731	32.029	235.3
14	1'58.847	31.984	16.058	38.408	32.397	235.3	14	1'43.794	25.680	15.564	30.644	31.906	238.9
15	1'43.683	25.718	15.595	30.493	31.877	238.2	15	1'43.824	25.649	15.566	30.700	31.909	237.9
16	2'04.009	37.681	17.146	35.931	33.251	217.5	16	1'50.496	25.789	17.081	35.297	32.329	178.9
17	1'44.723	26.155	15.505	30.806	32.257	241.1	17	1'44.224	25.678	15.547	30.943	32.056	240.0
18	1'43.801	25.772	15.518	30.596	31.915	240.9	18	1'43.721	25.775	15.460	30.455	32.031	240.7
19	1'43.876	25.700	15.417	30.593	32.166	243.1	19	1'44.107	25.722	15.664	30.676	32.045	238.8
20	1'45.432	25.920	15.726	31.180	32.606	239.2							
13th	7	Lorenzo BALDASS Athina Forward Racin ITA											
		Runs=3	Total laps=13	Full laps=8									
1	2'18.676	56.273	16.201	32.778	33.424	238.2	1	2'08.969	46.708	16.537	32.416	33.308	231.2
2	1'46.368	26.660	16.451	31.176	32.081	233.2	2	1'44.041	25.874	15.466	30.781	31.920	245.1
3	1'43.689	25.711	15.461	30.634	31.883	240.0	3	1'43.730	25.689	15.385	30.760	31.896	244.7
4	1'44.276	25.676	15.479	30.797	32.324	241.1	4	2'02.867	27.401	15.770	36.671	43.025	241.2
5	1'44.443	25.775	15.413	30.911	32.344	240.3	5	1'44.352	26.068	15.480	30.870	31.934	244.2
6	6'03.027 P	25.792	15.434	30.881	4'50.920	240.0	6	5'58.844 P	26.279	15.573	31.287	4'45.705	243.9
7	1'55.836	33.423	16.978	32.354	33.081	210.9	7	1'55.450	31.942	15.926	31.975	35.607	237.2
8	1'51.819	26.033	15.507	33.377	36.902	240.3	8	1'44.484	25.865	15.558	30.902	32.159	242.2
9	1'44.396	26.136	15.473	30.774	32.013	240.6	9	1'45.339	26.262	15.658	30.984	32.435	240.2
10	1'44.581	25.998	15.504	30.910	32.169	238.9	10	1'59.055	32.277	16.561	37.931	32.286	240.9
11	1'44.626	25.873	15.540	30.896	32.317	241.1	11	10'35.940 P	26.013	15.593	31.322	9'23.012	244.3
12	8'09.196 P	28.093	17.209	33.244	6'50.650	163.1	12	1'56.556	33.369	17.042	32.550	33.595	230.7
13	2'03.968	36.508	18.629	35.809	33.022	184.9	13	1'44.735	26.015	15.575	30.719	32.426	242.6
14th	23	Marcel SCHROTTE Tech 3 GER											
		Runs=4	Total laps=18	Full laps=11									
1	2'45.842	1'21.973	17.751	32.215	33.903	227.5	14	2'31.298	34.161	32.955	41.666	42.516	83.5
2	1'45.209	26.025	15.741	31.084	32.359	239.5	15	1'44.463	26.066	15.514	30.790	32.093	243.4
3	1'44.479	25.888	15.650	30.716	32.225	238.9	16	1'44.871	25.957	15.602	31.009	32.303	242.7
4	1'44.275	25.958	15.612	30.614	32.091	241.1	17	1'48.040	26.202	15.683	31.184	34.971	241.2
5	8'05.645 P	25.939	15.531	31.687	6'52.488	242.1	18	1'45.152	26.005	15.599	31.240	32.308	242.3
6	2'04.133	35.697	19.419	35.232	33.785	160.8							
7	1'46.399	26.047	15.642	30.769	33.941	237.2	17th	73	Alex MARQUEZ EG 0,0 Marc VDS SPA				Runs=3 Total laps=18 Full laps=13
8	1'44.414	25.899	15.609	30.730	32.176	238.4							
9	5'06.642 P	27.456	15.713	31.164	3'52.309	237.1	1	1'52.578	32.926	15.853	31.474	32.325	238.8
10	1'53.158	31.513	16.231	31.410	34.004	232.4	2	1'44.198	25.946	15.529	30.887	31.836	242.3
11	1'44.922	25.973	15.674	30.907	32.368	238.6	3	1'44.025	25.756	15.478	30.803	31.988	241.0
12	1'46.234	27.545	15.520	30.958	32.211	240.0	4	1'43.949	25.659	15.561	30.815	31.914	240.3
13	1'44.396	25.931	15.551	30.775	32.139	239.0	5	1'50.200	28.914	15.672	33.500	32.114	236.2
14	4'28.360 P	26.714	15.752	30.961	3'14.933	237.8	6	1'44.622	26.123	15.466	30.973	32.060	242.5
15	2'10.400	32.928	20.068	42.335	35.069	162.0	7	1'44.371	25.899	15.455	30.809	32.208	242.7
16	1'44.681	26.071	15.765	30.684	32.161	237.9	8	5'57.770 P	27.699	15.827	31.426	4'42.818	239.8
17	1'43.713	25.662	15.450	30.582	32.019	240.1	9	2'00.907	32.737	16.997	36.638	34.535	214.0
18	1'43.980	25.837	15.470	30.647	32.026	239.9	10	1'44.648	26.093	15.639	30.958	31.958	239.9
							11	1'43.737	25.697	15.401	30.566	32.073	241.3
							12	1'44.274	25.785	15.471	30.754	32.264	241.7
							13	10'51.084 P	29.022	15.876	32.222	9'33.964	237.4
							14	1'51.164	31.927	15.710	31.135	32.392	240.4
							15	1'47.767	25.891	15.623	33.026	33.227	233.4
							16	1'56.431	25.909	15.592	30.757	44.173	240.1
							17	1'44.155	25.893	15.592	30.827	31.843	240.5
							18	1'51.117	25.770	15.668	36.350	33.329	235.2

Fastest Lap: Tito RABAT EG 0,0 Marc VDS SPA **1'42.874** 25.561 15.308 30.416 31.589

These data/results cannot be reproduced, stored and/or transmitted in whole or in part by any manner of electronic, mechanical, photocopying, recording, broadcasting or otherwise now known or herein after developed without the previous express consent by the copyright owner, except for reproduction in daily press and regular printed publications on sale to the public within 60 days of the event related to those data/results and always provided that copyright symbol appears together as follows below.
© DORNA, 2015



Qualifying

Moto2

Lap	Lap Time	T1	T2	T3	T4	Speed	Lap	Lap Time	T1	T2	T3	T4	Speed
18th 36 Mika KALLIO Italtrans Racing Team FIN Runs=3 Total laps=20 Full laps=15							15	1'53.361	29.875	15.619	35.203	32.664	240.9
1	2'09.633	46.897	16.413	33.346	32.977	220.3	16	1'44.160	25.868	15.343	30.906	32.043	244.0
2	1'45.306	26.159	15.643	31.137	32.367	241.2	17	1'51.648	30.686	16.364	31.787	32.811	242.8
3	1'45.588	26.070	15.707	31.375	32.436	237.2	18	1'44.700	25.884	15.376	30.903	32.537	245.1
4	1'46.182	26.921	15.697	31.028	32.536	240.3	19	1'44.071	25.906	15.371	30.893	31.901	245.2
5	1'44.788	25.929	15.627	30.871	32.361	239.5	20	1'44.137	26.013	15.371	30.808	31.945	245.3
6	1'44.935	25.966	15.660	30.923	32.386	239.3	21	1'43.916	25.931	15.403	30.803	31.779	244.0
7	5'23.246 P	27.089	16.333	32.095	4'07.729	222.8	21st 55 Hafizh SYAHRIN Petronas Raceline Ma MAL Runs=2 Total laps=21 Full laps=18						
8	1'55.016	34.089	16.228	31.641	33.058	235.3	1	2'51.429	1'21.226	17.050	36.591	36.562	221.9
9	1'47.831	27.797	15.835	31.929	32.270	231.5	2	1'45.325	26.294	15.797	31.001	32.233	240.6
10	1'43.843	25.747	15.465	30.646	31.985	241.4	3	1'44.644	26.044	15.554	30.976	32.070	240.7
11	1'44.500	25.898	15.663	30.795	32.144	239.3	4	1'44.696	25.955	15.618	30.905	32.218	242.1
12	1'44.312	25.826	15.528	30.743	32.215	240.4	5	7'52.385 P	28.478	16.805	33.833	6'33.269	216.9
13	7'37.425 P	28.550	15.853	31.729	6'21.293	233.0	6	2'21.723	38.535	19.927	41.200	42.061	174.6
14	1'57.202	32.249	15.935	32.648	36.370	235.4	7	2'02.330	30.835	21.351	36.310	33.834	169.3
15	1'44.291	25.905	15.601	30.770	32.015	239.8	8	1'57.848	26.131	15.739	33.467	42.511	237.9
16	1'44.145	25.841	15.448	30.618	32.238	241.9	9	1'45.072	26.185	15.647	30.946	32.294	239.3
17	1'46.573	25.905	15.616	32.085	32.967	235.0	10	2'10.618	31.065	19.896	44.518	35.139	154.2
18	2'10.590	27.696	15.631	45.480	41.783	238.5	11	1'53.268	26.833	19.826	33.684	32.925	167.4
19	1'44.903	26.182	15.664	30.820	32.237	238.5	12	1'44.406	25.971	15.578	30.788	32.069	241.3
20	1'44.993	25.925	15.656	30.948	32.464	239.8	13	1'44.060	25.880	15.442	30.712	32.026	243.0
19th 4 Randy KRUMMENA JIR Racing Team SWI Runs=4 Total laps=20 Full laps=12							14	1'58.008	28.682	16.678	36.620	36.028	221.3
1	2'48.110	1'23.980	16.156	32.280	35.694	237.3	15	1'44.468	26.069	15.616	30.688	32.095	239.2
2	1'47.369	27.753	16.059	31.467	32.090	227.8	16	2'00.748	30.114	17.825	39.213	33.596	224.5
3	1'44.304	25.691	15.629	30.914	32.070	236.3	17	1'57.882	27.808	18.903	38.307	32.864	150.4
4	1'48.746	28.020	15.633	31.005	34.088	240.4	18	1'49.724	26.099	16.736	34.591	32.298	205.9
5	1'45.965	26.083	15.820	31.536	32.526	238.0	19	1'49.835	29.137	17.322	31.251	32.125	218.8
6	1'44.652	25.981	15.621	30.780	32.270	237.3	20	1'44.674	26.105	15.639	30.736	32.194	241.1
7	4'44.705 P	28.358	17.464	33.238	3'25.645	225.5	21	1'45.201	25.986	15.699	31.047	32.469	242.2
8	1'55.392	33.166	15.628	31.013	35.585	240.1	22nd 88 Ricard CARDUS Tech 3 SPA Runs=3 Total laps=19 Full laps=14						
9	1'44.488	26.020	15.543	30.777	32.148	237.6	1	2'30.350	1'09.309	16.303	31.985	32.753	239.4
10	1'44.270	25.854	15.441	30.808	32.167	240.6	2	1'45.584	26.188	15.551	31.345	32.500	241.3
11	1'57.617	29.658	16.109	34.302	37.548	232.5	3	1'54.587	32.486	16.051	31.708	34.342	237.6
12	6'30.595 P	29.147	18.221	34.624	5'08.603	150.1	4	1'45.077	26.052	15.586	31.164	32.275	239.6
13	2'28.381	48.800	24.089	38.105	37.387	110.2	5	7'29.290 P	26.979	16.216	34.293	6'11.802	233.8
14	1'45.007	26.531	15.582	30.865	32.029	235.3	6	1'51.331	31.352	15.943	31.267	32.769	237.3
15	1'54.634	33.204	16.347	32.430	32.653	235.5	7	1'45.158	25.984	15.544	31.284	32.346	241.4
16	1'43.899	25.794	15.436	30.719	31.950	239.1	8	1'47.143	27.757	15.643	31.134	32.609	242.3
17	1'43.934	25.827	15.478	30.706	31.923	237.8	9	1'45.934	26.256	15.683	31.414	32.581	238.8
18	3'06.663 P	25.985	15.548	31.014	1'54.116	237.9	10	1'47.081	26.261	15.789	32.062	32.969	237.9
19	1'54.158	30.940	17.696	31.635	33.887	172.5	11	6'13.194 P	28.520	16.101	32.220	4'56.353	228.1
unfinished	25.720	15.419	30.602	239.3	23rd 57 Edgar PONS Paginas Amarillas HP SPA Runs=3 Total laps=21 Full laps=16								
20th 39 Luis SALOM Paginas Amarillas HP SPA Runs=3 Total laps=21 Full laps=16							12	1'54.488	32.022	16.657	32.031	33.778	233.9
1	1'52.774	33.458	15.791	31.410	32.115	241.7	13	1'59.515	35.294	16.879	31.735	35.607	232.7
2	1'44.998	26.172	15.414	31.315	32.097	244.6	14	1'50.129	28.749	15.734	31.876	33.770	239.8
3	1'45.082	26.173	15.477	31.216	32.216	243.9	15	1'45.115	26.250	15.770	30.994	32.101	243.2
4	6'19.731 P	26.711	15.798	31.799	5'05.423	240.8	16	1'44.441	25.877	15.563	30.920	32.081	240.0
5	1'53.186	32.411	16.070	31.971	32.734	237.4	17	1'44.740	25.901	15.573	31.043	32.223	239.7
6	1'45.451	26.739	15.603	31.021	32.088	239.8	18	1'46.493	27.808	15.558	31.014	32.113	241.4
7	1'44.536	25.986	15.519	30.965	32.066	242.4	19	1'45.530	26.143	15.579	31.199	32.609	241.1
8	1'44.442	25.914	15.493	31.036	31.999	243.4	23rd 57 Edgar PONS Paginas Amarillas HP SPA Runs=3 Total laps=21 Full laps=16						
9	1'44.537	25.956	15.493	31.003	32.085	243.2	1	2'47.027	1'25.832	16.177	32.165	32.853	237.9
10	1'44.678	26.024	15.534	31.000	32.120	242.2	2	1'44.783	26.013	15.567	30.960	32.243	243.6
11	6'10.125 P	28.190	15.645	31.558	4'54.732	243.5	3	1'44.860	25.947	15.506	30.906	32.501	241.8
12	1'56.284	35.821	15.830	32.253	32.380	239.9	4	1'44.869	26.168	15.458	31.028	32.215	243.7
13	1'44.778	26.098	15.458	31.209	32.013	242.8	5	1'45.989	26.562	15.560	31.451	32.416	243.9
14	1'43.954	25.880	15.403	30.834	31.837	241.5	6	1'44.983	26.086	15.594	30.937	32.366	242.0
							7	1'45.210	26.038	15.601	31.017	32.554	240.8

Fastest Lap: Tito RABAT EG 0.0 Marc VDS SPA 1'42.874 25.561 15.308 30.416 31.589

These data/results cannot be reproduced, stored and/or transmitted in whole or in part by any manner of electronic, mechanical, photocopying, recording, broadcasting or otherwise now known or herein after developed without the previous express consent by the copyright owner, except for reproduction in daily press and regular printed publications on sale to the public within 60 days of the event related to those data/results and always provided that copyright symbol appears together as follows below.
© DORNA, 2015



Qualifying

Moto2

Lap	Lap Time	T1	T2	T3	T4	Speed
8	1'44.988	26.112	15.655	30.857	32.364	240.5
9	5'41.328 P	26.929	16.165	31.398	4'26.836	240.3
10	1'57.403	37.190	16.105	31.410	32.698	240.3
11	1'45.099	26.222	15.584	31.018	32.275	241.7
12	1'44.884	26.016	15.647	30.816	32.405	242.8
13	1'44.968	25.995	15.594	31.030	32.349	240.3
14	1'45.112	25.971	15.669	31.108	32.364	240.6
15	5'17.326 P	29.220	16.236	32.744	3'59.126	236.0
16	2'10.005	40.117	21.130	35.694	33.064	127.0
17	1'45.199	26.178	15.609	31.016	32.396	239.3
18	1'44.569	25.957	15.513	30.845	32.254	240.6
19	1'50.186	26.453	18.859	32.029	32.845	198.1
20	1'44.459	26.020	15.537	30.783	32.119	241.9
21	1'45.004	26.125	15.509	31.064	32.306	241.5

24th 95 Anthony WEST		QMMF Racing Team AUS				
		Runs=3	Total laps=19	Full laps=13		
1	2'47.340	1'21.464	16.884	34.472	34.520	228.9
2	1'44.776	25.963	15.648	31.022	32.143	240.4
3	1'44.466	25.885	15.510	30.837	32.234	240.4
4	1'44.513	26.026	15.542	30.811	32.134	241.2
5	8'09.091 P	25.920	15.593	31.868	6'55.710	241.0
6	2'04.778	34.667	16.916	35.862	37.333	183.9
7	1'58.583	26.247	15.856	38.121	38.359	236.6
8	1'54.680	26.549	16.509	34.029	37.593	226.7
9	1'45.228	26.041	15.685	31.032	32.470	240.3
10	5'50.585 P	29.742	16.551	33.435	4'30.857	229.0
11	2'08.137	35.167	18.081	32.376	42.513	224.9
12	1'44.939	25.991	15.756	30.835	32.357	235.8
13	2'00.391	34.293	16.174	36.254	33.670	234.2
14	1'44.992	25.920	15.658	31.019	32.395	239.3
15	2'02.606	34.063	19.069	36.825	32.649	171.1
16	1'45.043	26.046	15.713	30.970	32.314	240.1
17	1'45.360	26.008	15.711	31.088	32.553	239.3
18	1'58.061	31.410	18.214	33.423	35.014	204.4
	PIT	26.186	15.667	39.243		241.1

25th 25 Azlan SHAH		IDEMITSU Honda Tea MAL				
		Runs=2	Total laps=23	Full laps=20		
1	1'58.430	37.989	16.282	31.598	32.561	237.9
2	1'44.861	26.072	15.644	30.996	32.149	240.2
3	1'44.690	26.025	15.460	31.021	32.184	239.6
4	1'44.865	26.030	15.661	30.996	32.178	237.0
5	1'44.853	26.079	15.540	31.026	32.208	238.6
6	1'48.610	26.641	15.720	33.851	32.398	236.1
7	1'45.116	26.158	15.609	30.957	32.392	238.7
8	5'42.918 P	29.686	16.090	30.996	4'26.146	234.9
9	2'08.604	37.081	17.086	39.953	34.484	224.0
10	1'44.643	26.052	15.515	31.016	32.060	241.7
11	1'44.624	25.971	15.613	30.956	32.084	239.4
12	1'44.740	25.934	15.451	31.089	32.266	240.5
13	1'45.281	26.081	15.601	31.268	32.331	236.6
14	2'19.933	36.722	19.589	43.623	39.999	192.7
15	2'10.081	38.171	15.653	35.070	41.187	240.5
16	1'56.186	26.454	16.197	31.039	42.496	239.1
17	1'54.400	35.264	15.707	31.020	32.409	236.6
18	1'53.141	26.132	20.875	33.592	32.542	129.5
19	1'45.403	26.149	15.639	31.171	32.444	239.2
20	1'45.102	26.105	15.593	31.218	32.186	240.8
21	1'55.185	35.070	15.818	31.552	32.745	240.1
22	1'45.764	26.116	15.591	31.352	32.705	239.4
23	1'44.895	26.215	15.512	30.967	32.201	240.2

26th 96 Louis ROSSI		Tasca Racing Scuderi FRA				
		Runs=2	Total laps=17	Full laps=13		
1	2'10.145	50.248	16.024	31.432	32.441	236.2
2	1'44.945	25.956	15.495	31.205	32.289	244.2
3	1'45.131	26.049	15.565	31.224	32.293	240.2
4	1'45.281	26.161	15.633	31.171	32.316	240.5
5	1'52.338	30.124	15.964	32.616	33.634	239.0
6	1'46.921	26.044	15.514	31.083	34.280	242.2
7	1'45.137	26.186	15.632	31.012	32.307	239.7
8	1'51.813	26.064	16.002	35.697	34.050	239.0
9	1'44.695	26.038	15.627	30.909	32.121	240.6
10	1'49.363	28.144	15.915	31.482	33.822	242.1
11	1'47.323	26.128	15.643	33.349	32.203	242.4
12	1'44.867	26.082	15.609	30.902	32.274	240.9
13	2'01.959	29.872	16.037	43.762	32.288	239.7
14	1'45.417	26.064	15.677	31.102	32.574	240.2
15	7'09.512 P	26.405	18.815	33.452	5'50.840	218.2
16	2'03.935	29.821	17.897	40.919	35.298	211.5
	unfinished	25.907	15.515			240.4

27th 10 Thitipong WAROKO		APH PTT The Pizza S THA				
		Runs=2	Total laps=21	Full laps=17		
1	2'13.143	51.664	16.230	32.266	32.983	236.8
2	1'47.014	26.699	15.930	31.614	32.771	239.4
3	1'46.538	26.667	15.762	31.473	32.636	237.7
4	1'46.429	26.531	15.831	31.393	32.674	238.4
5	1'45.949	26.495	15.643	31.362	32.449	240.6
6	1'50.928	27.588	16.024	31.919	35.397	235.3
7	1'46.416	26.597	15.696	31.422	32.701	238.3
8	7'40.857 P	26.886	16.011	32.253	6'25.707	234.7
9	2'07.597	46.368	16.347	32.181	32.701	236.8
10	1'45.963	26.527	15.717	31.316	32.403	239.1
11	1'45.906	26.622	15.634	31.157	32.493	240.4
12	1'45.299	26.282	15.642	31.039	32.336	238.2
13	1'45.534	26.267	15.782	31.070	32.415	237.4
14	1'49.745	27.181	15.887	33.428	33.249	236.1
15	1'45.846	26.489	15.714	31.229	32.414	236.5
16	1'49.876	28.567	16.130	32.304	32.875	231.5
17	1'45.800	26.326	15.821	31.235	32.418	236.7
18	1'50.983	29.346	15.895	32.288	33.454	236.2
19	1'45.676	26.347	15.676	31.201	32.452	237.1
20	3'32.531	26.327	15.645	31.132	2'19.427	237.3
	PIT	33.714	16.661	33.092		231.7

28th 70 Robin MULHAUSER		Technomag Racing In SWI				
		Runs=3	Total laps=20	Full laps=15		
1	1'59.852	37.909	16.649	32.171	33.123	237.4
2	1'46.999	27.026	15.780	31.497	32.696	241.1
3	1'46.072	26.392	15.694	31.450	32.536	240.0
4	1'46.257	26.335	15.709	31.425	32.788	240.4
5	2'06.586	27.590	19.525	42.178	37.293	124.6
6	1'46.092	26.358	15.710	31.412	32.612	240.3
7	1'57.504	32.817	16.753	34.927	33.007	232.3
8	4'40.325 P	26.453	15.730	32.299	3'25.843	238.8
9	1'57.116	33.641	16.494	31.841	35.140	233.2
10	1'46.097	26.422	15.688	31.340	32.647	238.8
11	1'45.436	26.115	15.656	31.130	32.535	238.8
12	1'45.454	26.120	15.706	31.167	32.461	242.4
13	1'51.977	29.048	15.849	31.536	35.544	239.5
14	7'54.504 P	26.165	15.680	31.343	6'41.316	240.5
15	2'21.811	40.035	21.854	45.887	34.035	87.0
16	1'46.833	26.491	15.874	31.484	32.984	237.1
17	1'45.745	26.118	15.717	31.212	32.698	238.6

Fastest Lap: Tito RABAT EG 0,0 Marc VDS SPA **1'42.874** 25.561 15.308 30.416 31.589

These data/results cannot be reproduced, stored and/or transmitted in whole or in part by any manner of electronic, mechanical, photocopying, recording, broadcasting or otherwise now known or herein after developed without the previous express consent by the copyright owner, except for reproduction in daily press and regular printed publications on sale to the public within 60 days of the event related to those data/results and always provided that copyright symbol appears together as follows below.
© DORNA, 2015



Qualifying

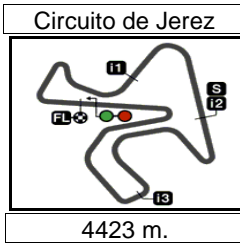
Moto2

Lap	Lap Time	T1	T2	T3	T4	Speed	Lap	Lap Time	T1	T2	T3	T4	Speed
18	1'51.941	26.329	16.711	32.695	36.206	215.2	9	1'46.535	26.463	15.788	31.568	32.716	234.8
19	2'01.471	26.373	15.788	31.717	47.593	238.6	10	2'08.784	32.160	19.908	40.793	35.923	202.5
20	1'46.550	26.573	15.745	31.327	32.905	239.8	11	1'49.852	26.605	15.856	34.441	32.950	238.4
29th 66 Florian ALT Octo Iodaracing Team GER							12	5'59.787 P	29.241	15.806	31.811	4'42.929	240.5
Runs=3 Total laps=20 Full laps=15							13	2'12.922	40.621	21.450	37.160	33.691	120.6
1	1'59.094	33.940	16.273	33.007	35.874	227.9	14	1'46.450	26.397	15.788	31.421	32.844	235.0
2	1'46.531	26.855	15.796	31.366	32.514	239.5	15	1'46.282	26.377	15.825	31.200	32.880	235.7
3	1'45.781	26.233	15.757	31.321	32.470	238.4	16	2'09.094	37.073	21.865	37.018	33.138	116.0
4	1'46.012	26.289	15.768	31.361	32.594	237.8	17	1'46.676	26.537	15.823	31.436	32.880	239.1
5	1'55.063	29.992	18.802	32.374	33.895	157.5	18	1'47.007	26.361	16.087	31.695	32.864	232.5
6	1'45.663	26.209	15.793	31.284	32.377	238.4	19	1'51.899	30.825	16.492	31.746	32.836	237.8
7	1'45.859	26.230	15.858	31.296	32.475	237.7	20	1'46.312	26.328	15.799	31.494	32.691	238.8
8	6'41.301 P	28.663	16.484	32.298	5'23.856	223.8							
9	2'15.198	30.297	16.885	50.313	37.703	193.4							
10	1'50.463	26.644	16.119	33.291	34.409	223.5							
11	1'45.967	26.345	15.833	31.295	32.494	237.5							
12	1'47.753	26.248	15.829	31.546	34.130	237.7							
13	1'46.268	26.367	15.782	31.435	32.684	238.7							
14	5'53.376 P	28.311	16.243	32.017	4'36.805	231.8							
15	2'14.918	33.391	18.632	47.591	35.304	174.2							
16	1'54.916	26.538	17.390	36.164	34.824	186.2							
17	1'45.744	26.166	15.774	31.379	32.425	237.4							
18	1'45.938	26.258	15.837	31.350	32.493	236.8							
19	1'45.841	26.286	15.778	31.266	32.511	237.1							
20	1'45.947	26.208	15.817	31.486	32.436	236.3							
30th 2 Jesko RAFFIN sports-millions-EMWE SWI													
Runs=2 Total laps=23 Full laps=20													
1	2'30.987	1'09.056	16.500	32.346	33.085	237.4							
2	1'46.925	26.560	15.889	31.486	32.990	240.1							
3	1'48.717	27.616	16.160	31.783	33.158	235.8							
4	1'49.700	29.110	16.068	31.806	32.716	236.1							
5	1'47.768	26.616	16.169	31.877	33.106	236.6							
6	1'46.977	26.441	15.914	31.544	33.078	238.0							
7	1'48.338	27.905	15.915	31.516	33.002	237.1							
8	1'46.874	26.477	15.930	31.486	32.981	236.9							
9	5'38.383 P	27.844	16.236	31.782	4'22.521	234.3							
10	1'58.799	37.259	16.259	32.157	33.124	237.8							
11	1'46.539	26.557	15.846	31.392	32.744	238.6							
12	1'47.734	26.639	15.825	32.482	32.788	238.6							
13	1'45.922	26.253	15.788	31.191	32.690	238.7							
14	1'45.879	26.293	15.817	31.084	32.685	238.3							
15	1'48.587	26.190	15.750	31.455	35.192	239.3							
16	1'47.199	26.737	15.947	31.597	32.918	234.2							
17	1'48.639	26.624	16.232	32.462	33.321	234.8							
18	1'46.401	26.271	15.870	31.347	32.913	238.8							
19	1'49.574	26.321	15.856	31.603	35.794	237.3							
20	1'46.396	26.543	15.710	31.490	32.653	240.6							
21	1'49.846	26.685	15.921	31.991	35.249	236.8							
22	1'45.931	26.331	15.809	31.192	32.599	238.9							
23	1'45.957	26.358	15.680	31.280	32.639	239.0							
31st 51 Zaqwan ZAIDI JPMoto Malaysia MAL													
Runs=3 Total laps=20 Full laps=15													
1	1'59.811	34.545	16.038	33.017	36.211	238.9							
2	1'47.881	27.540	15.852	31.634	32.855	241.3							
3	1'47.367	26.602	15.732	31.951	33.082	240.2							
4	1'46.635	26.514	15.759	31.508	32.854	236.4							
5	1'46.874	26.609	15.755	31.608	32.902	237.9							
6	5'52.806 P	31.245	15.915	35.959	4'29.687	239.8							
7	1'56.087	35.104	16.029	31.933	33.021	237.4							
8	1'46.435	26.403	15.850	31.437	32.745	238.0							

Fastest Lap: Tito RABAT EG 0,0 Marc VDS SPA **1'42.874** 25.561 15.308 30.416 31.589

These data/results cannot be reproduced, stored and/or transmitted in whole or in part by any manner of electronic, mechanical, photocopying, recording, broadcasting or otherwise now known or herein after developed without the previous express consent by the copyright owner, except for reproduction in daily press and regular printed publications on sale to the public within 60 days of the event related to those data/results and always provided that copyright symbol appears together as follows below.
© DORNA, 2015





GRAN PREMIO bwin DE ESPAÑA Provisional Starting Grid

23

4423 m. Race : 26 laps = 114.998 km



1	1 1'42.874 1 Tito RABAT Kalex	2 1'43.179 40 Alex RINS Kalex	3 1'43.201 94 Jonas FOLGER Kalex
2	4 1'43.259 12 Thomas LUTHI Kalex	5 1'43.278 30 Takaaki NAKAGAMI Kalex	6 1'43.354 22 Sam LOWES Speed Up
3	7 1'43.391 11 Sandro CORTESE Kalex	8 1'43.401 49 Axel PONS Kalex	9 1'43.436 5 Johann ZARCO Kalex
4	10 1'43.483 60 Julian SIMON Speed Up	11 1'43.514 19 Xavier SIMEON Kalex	12 1'43.683 3 Simone CORSI Kalex
5	13 1'43.689 7 Lorenzo BALDASSARRI Kalex	14 1'43.713 23 Marcel SCHROTTER Tech 3	15 1'43.721 21 Franco MORBIDELLI Kalex
6	16 1'43.730 77 Dominique AEGERTER Kalex	17 1'43.737 73 Alex MARQUEZ Kalex	18 1'43.843 36 Mika KALLIO Kalex
7	19 1'43.899 4 Randy KRUMMENACHER Kalex	20 1'43.916 39 Luis SALOM Kalex	21 1'44.060 55 Hafizh SYAHRIN Kalex
8	22 1'44.441 88 Ricard CARDUS Tech 3	23 1'44.459 57 Edgar PONS Kalex	24 1'44.466 95 Anthony WEST Speed Up

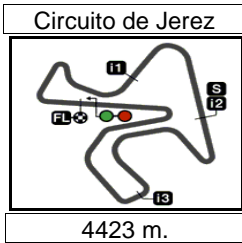
The results are provisional until the end of the limit for protest and appeals and until the ratification of the Event Management Committee.

Time limit for protest expires 60' at the latest after publication of the results - Mr. Time:

These data/results cannot be reproduced, stored and/or transmitted in whole or in part by any manner of electronic, mechanical, photocopying, recording, broadcasting or otherwise now known or herein after developed without the previous express consent by the copyright owner, except for reproduction in daily press and regular printed publications on sale to the public within 60 days of the event related to those data/results and always provided that copyright symbol appears together as follows below.

© DORNA, 2015





Results and timing service provided by TISSOT

Moto2

23

GRAN PREMIO bwin DE ESPAÑA Provisional Starting Grid

Race : 26 laps = 114.998 km

9	25 1'44.624 25 Azlan SHAH Kalex	26 1'44.695 96 Louis ROSSI Tech 3	27 1'45.299 10 Thitipong WAROKORN Kalex
10	28 1'45.436 70 Robin MULHAUSER Kalex	29 1'45.663 66 Florian ALT Suter	30 1'45.879 2 Jesko RAFFIN Kalex
11	31 1'46.282 51 Zaqhwan ZAIDI Suter		

The results are provisional until the end of the limit for protest and appeals and until the ratification of the Event Management Committee.

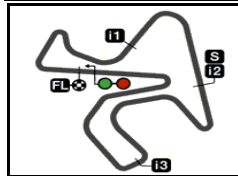
Time limit for protest expires 60' at the latest after publication of the results - Mr. Time:

These data/results cannot be reproduced, stored and/or transmitted in whole or in part by any manner of electronic, mechanical, photocopying, recording, broadcasting or otherwise now known or herein after developed without the previous express consent by the copyright owner, except for reproduction in daily press and regular printed publications on sale to the public within 60 days of the event related to those data/results and always provided that copyright symbol appears together as follows below.

© DORNA, 2015

Official MotoGP Timing by TISSOT
www.motogp.com





4423 m.

GRAN PREMIO bwin DE ESPAÑA

After the Qualifying

Event Best Maximum Speed



Rider	Nation Team	Motorcycle	Km/h	
60 Julian SIMON	SPA QMMF Racing Team	SPEED UP	251.8	Free Practice
1 Tito RABAT	SPA EG 0,0 Marc VDS	KALEX	251.3	Free Practice
39 Luis SALOM	SPA Paginas Amarillas HP 40	KALEX	249.3	Free Practice
11 Sandro CORTESE	GER Dynavolt Intact GP	KALEX	249.1	Free Practice
12 Thomas LUTHI	SWI Derendinger Racing Interwetten	KALEX	249.1	Free Practice
40 Alex RINS	SPA Paginas Amarillas HP 40	KALEX	248.7	Free Practice
88 Ricard CARDUS	SPA Tech 3	TECH 3	248.6	Free Practice
77 Dominique AEGERTER	SWI Technomag Racing Interwetten	KALEX	248.2	Free Practice
95 Anthony WEST	AUS QMMF Racing Team	SPEED UP	247.8	Free Practice
25 Azlan SHAH	MAL IDEMITSU Honda Team Asia	KALEX	247.6	Free Practice
57 Edgar PONS	SPA Paginas Amarillas HP 40	KALEX	247.4	Free Practice
4 Randy KRUMMENACHER	SWI JIR Racing Team	KALEX	247.2	Free Practice
73 Alex MARQUEZ	SPA EG 0,0 Marc VDS	KALEX	247.0	Free Practice
96 Louis ROSSI	FRA Tasca Racing Scuderia Moto2	TECH 3	247.0	Free Practice
3 Simone CORSI	ITA Athinà Forward Racing	KALEX	246.9	Free Practice
30 Takaaki NAKAGAMI	JPN IDEMITSU Honda Team Asia	KALEX	246.8	Free Practice
51 Zaqhwani ZAIDI	MAL JPMoto Malaysia	SUTER	246.8	Free Practice
19 Xavier SIMEON	BEL Federal Oil Gresini Moto2	KALEX	246.6	Free Practice
55 Hafizh SYAHRIN	MAL Petronas Raceline Malaysia	KALEX	246.3	Free Practice
22 Sam LOWES	GBR Speed Up Racing	SPEED UP	246.3	Free Practice
21 Franco MORBIDELLI	ITA Italtrans Racing Team	KALEX	246.1	Free Practice
70 Robin MULHAUSER	SWI Technomag Racing Interwetten	KALEX	246.0	Free Practice
36 Mika KALLIO	FIN Italtrans Racing Team	KALEX	245.9	Free Practice
5 Johann ZARCO	FRA Ajo Motorsport	KALEX	245.9	Free Practice
7 Lorenzo BALDASSARRI	ITA Athinà Forward Racing	KALEX	245.6	Free Practice
23 Marcel SCHROTTER	GER Tech 3	TECH 3	245.5	Free Practice
2 Jesko RAFFIN	SWI sports-millions-EMWE-SAG	KALEX	244.8	Free Practice
49 Axel PONS	SPA AGR Team	KALEX	244.5	Free Practice
66 Florian ALT	GER Octo Iodaracing Team	SUTER	244.3	Free Practice
10 Thitipong WAROKORN	THA APH PTT The Pizza SAG	KALEX	244.3	Free Practice
94 Jonas FOLGER	GER AGR Team	KALEX	244.2	Free Practice

These data/results cannot be reproduced, stored and/or transmitted in whole or in part by any manner of electronic, mechanical, photocopying, recording, broadcasting or otherwise now known or herein after developed without the previous express consent by the copyright owner, except for reproduction in daily press and regular printed publications on sale to the public within 60 days of the event related to those data/results and always provided that copyright symbol appears together as follows below.

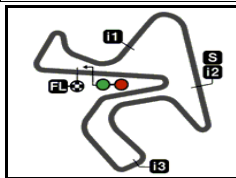
© DORNA, 2015

Official MotoGP Timing by TISSOT
www.motogp.com



Jerez de la Frontera, Saturday, May 02, 2015

Circuito de Jerez



4423 m.

Results and timing service provided by TISSOT

Moto2

GRAN PREMIO bwin DE ESPAÑA

Qualifying

Best Partial Times

IT Ideal Lap Time, sum of the best partial times

BT Best Lap Time

T1		T2		T3		T4				IT		BT	
Pos	Rider	Time	Rider	Time	Rider	Time	Rider	Time	Pos	Rider	IT	BT	
1	T.NAKAGAMI	25.493	S.CORTESE	15.215	T.RABAT	30.416	T.RABAT	31.589	1	T.RABAT	1'42.870	1'42.874	(1)
2	A.RINS	25.544	T.LUTHI	15.290	J.ZARCO	30.417	S.CORTESE	31.699	2	J.FOLGER	1'43.136	1'43.201	(3)
3	T.RABAT	25.561	T.RABAT	15.304	F.MORBIDELLI	30.455	J.FOLGER	31.703	3	A.RINS	1'43.154	1'43.179	(2)
4	A.PONS	25.575	S.LOWES	15.319	J.FOLGER	30.455	S.LOWES	31.707	4	S.LOWES	1'43.209	1'43.354	(6)
5	J.SIMON	25.629	J.FOLGER	15.322	J.SIMON	30.481	A.RINS	31.714	5	T.LUTHI	1'43.222	1'43.259	(4)
6	S.LOWES	25.638	X.SIMEON	15.336	S.CORSI	30.493	T.LUTHI	31.721	6	J.ZARCO	1'43.225	1'43.436	(9)
7	F.MORBIDELLI	25.649	A.RINS	15.338	T.LUTHI	30.541	J.ZARCO	31.760	7	T.NAKAGAMI	1'43.271	1'43.278	(5)
8	J.FOLGER	25.656	L.SALOM	15.343	S.LOWES	30.545	L.SALOM	31.779	8	S.CORTESE	1'43.283	1'43.391	(7)
9	A.MARQUEZ	25.659	J.SIMON	15.370	A.PONS	30.549	T.NAKAGAMI	31.811	9	J.SIMON	1'43.318	1'43.483	(10)
10	M.SCHROTTER	25.662	J.ZARCO	15.377	A.RINS	30.558	A.MARQUEZ	31.836	10	A.PONS	1'43.401	1'43.401	(8)
11	T.LUTHI	25.670	D.AEGERTER	15.385	T.NAKAGAMI	30.565	J.SIMON	31.838	11	A.MARQUEZ	1'43.462	1'43.737	(17)
12	J.ZARCO	25.671	A.MARQUEZ	15.401	A.MARQUEZ	30.566	X.SIMEON	31.865	12	F.MORBIDELLI	1'43.470	1'43.721	(15)
13	L.BALDASSARRI	25.676	T.NAKAGAMI	15.402	S.CORTESE	30.570	A.PONS	31.873	13	S.CORSI	1'43.478	1'43.683	(12)
14	D.AEGERTER	25.689	A.PONS	15.404	M.SCHROTTER	30.582	S.CORSI	31.877	14	X.SIMEON	1'43.499	1'43.514	(11)
15	S.CORSI	25.691	L.BALDASSARRI	15.413	R.KRUMMENAC	30.602	L.BALDASSARRI	31.883	15	L.BALDASSAR	1'43.606	1'43.689	(13)
16	R.KRUMMENAC	25.691	S.CORSI	15.417	X.SIMEON	30.607	D.AEGERTER	31.896	16	R.KRUMMENA	1'43.635	1'43.899	(19)
17	X.SIMEON	25.691	R.KRUMMENAC	15.419	M.KALLIO	30.618	F.MORBIDELLI	31.906	17	D.AEGERTER	1'43.689	1'43.730	(16)
18	M.KALLIO	25.747	H.SYHRIN	15.442	L.BALDASSARRI	30.634	R.KRUMMENAC	31.923	18	M.SCHROTTE	1'43.713	1'43.713	(14)
19	S.CORTESE	25.799	M.KALLIO	15.448	H.SYHRIN	30.688	M.KALLIO	31.985	19	L.SALOM	1'43.793	1'43.916	(20)
20	L.SALOM	25.868	M.SCHROTTER	15.450	D.AEGERTER	30.719	M.SCHROTTER	32.019	20	M.KALLIO	1'43.798	1'43.843	(18)
21	R.CARDUS	25.877	A.SHAH	15.451	E.PONS	30.783	H.SYHRIN	32.026	21	H.SYHRIN	1'44.036	1'44.060	(21)
22	H.SYHRIN	25.880	E.PONS	15.458	L.SALOM	30.803	A.SHAH	32.060	22	E.PONS	1'44.307	1'44.459	(23)
23	A.WEST	25.885	F.MORBIDELLI	15.460	A.WEST	30.811	R.CARDUS	32.081	23	A.WEST	1'44.340	1'44.466	(24)
24	L.ROSSI	25.907	L.ROSSI	15.495	L.ROSSI	30.902	E.PONS	32.119	24	A.SHAH	1'44.401	1'44.624	(25)

These data/results cannot be reproduced, stored and/or transmitted in whole or in part by any manner of electronic, mechanical, photocopying, recording, broadcasting or otherwise now known or herein after developed without the previous express consent by the copyright owner, except for reproduction in daily press and regular printed publications on sale to the public within 60 days of the event related to those data/results and always provided that copyright symbol appears together as follows below.


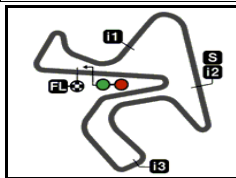
© DORNA, 2015

Official MotoGP Timing by TISSOT

www.motogp.com



Circuito de Jerez

Results and timing service provided by  **TISSOT**

4423 m.

GRAN PREMIO bwin DE ESPAÑA**Qualifying****Best Partial Times****Moto2***IT* Ideal Lap Time, sum of the best partial times*BT* Best Lap Time

<i>T1</i>		<i>T2</i>		<i>T3</i>		<i>T4</i>				<i>IT</i>	<i>BT</i>	
<i>Pos</i>	<i>Rider</i>	<i>Time</i>	<i>Rider</i>	<i>Time</i>	<i>Rider</i>	<i>Time</i>	<i>Rider</i>	<i>Time</i>	<i>Pos</i>	<i>Rider</i>		
25	A.SHAH	25.934	A.WEST	15.510	R.CARDUS	30.920	L.ROSSI	32.121	25	R.CARDUS	1'44.422	1'44.441 (22)
26	E.PONS	25.947	R.CARDUS	15.544	A.SHAH	30.956	A.WEST	32.134	26	L.ROSSI	1'44.425	1'44.695 (26)
27	R.MULHAUSER	26.115	T.WAROKORN	15.634	T.WAROKORN	31.039	T.WAROKORN	32.336	27	T.WAROKORN	1'45.276	1'45.299 (27)
28	F.ALT	26.166	R.MULHAUSER	15.656	J.RAFFIN	31.084	F.ALT	32.377	28	R.MULHAUSE	1'45.362	1'45.436 (28)
29	J.RAFFIN	26.190	J.RAFFIN	15.680	R.MULHAUSER	31.130	R.MULHAUSER	32.461	29	J.RAFFIN	1'45.553	1'45.879 (30)
30	T.WAROKORN	26.267	Z.ZAIDI	15.732	Z.ZAIDI	31.200	J.RAFFIN	32.599	30	F.ALT	1'45.566	1'45.663 (29)
31	Z.ZAIDI	26.328	F.ALT	15.757	F.ALT	31.266	Z.ZAIDI	32.691	31	Z.ZAIDI	1'45.951	1'46.282 (31)

These data/results cannot be reproduced, stored and/or transmitted in whole or in part by any manner of electronic, mechanical, photocopying, recording, broadcasting or otherwise now known or herein after developed without the previous express consent by the copyright owner, except for reproduction in daily press and regular printed publications on sale to the public within 60 days of the event related to those data/results and always provided that copyright symbol appears together as follows below.


© DORNA, 2015

Official MotoGP Timing by **TISSOT**

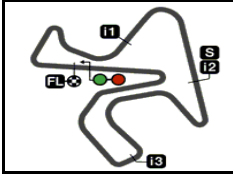
www.motogp.com



Circuito de Jerez

Results and timing service provided by 

Moto2




4423 m.

GRAN PREMIO bwin DE ESPAÑA

Qualifying

Fastest Laps Sequence

<i>Practice Time</i>	 <i>Rider</i>	<i>Nation</i>	<i>Motorcycle</i>	<i>Time</i>	<i>Km/h</i>	<i>Rider's Lap</i>
3'35.194	1 Tito RABAT	SPA	KALEX	1'43.760	153.4	2
3'52.100	12 Thomas LUTHI	SWI	KALEX	1'43.502	153.8	2
4'26.515	94 Jonas FOLGER	GER	KALEX	1'43.478	153.8	2
5'02.468	5 Johann ZARCO	FRA	KALEX	1'43.436	153.9	2
5'25.532	30 Takaaki NAKAGAMI	JPN	KALEX	1'43.278	154.1	3
7'01.816	1 Tito RABAT	SPA	KALEX	1'43.172	154.3	4
8'44.891	1 Tito RABAT	SPA	KALEX	1'43.075	154.4	5
20'42.309	1 Tito RABAT	SPA	KALEX	1'42.874	154.7	11

These data/results cannot be reproduced, stored and/or transmitted in whole or in part by any manner of electronic, mechanical, photocopying, recording, broadcasting or otherwise now known or herein after developed without the previous express consent by the copyright owner, except for reproduction in daily press and regular printed publications on sale to the public within 60 days of the event related to those data/results and always provided that copyright symbol appears together as follows below.

© DORNA, 2015

Official MotoGP Timing by TISSOT
www.motogp.com

Jerez de la Frontera, Saturday, May 02, 2015

