

4423 m.

GRAN PREMIO BWIN DE ESPAÑA

Free Practice Nr. 1

Classification

3

	Rider	Nation	Team	Motorcycle	Time	Lap Total	Gap	Top Speed
1	7 Efen VAZQUEZ	SPA	Leopard Racing	HONDA	1'47.088	15 15		210.1
2	32 Isaac VIÑALES	SPA	Husqvarna Factory Laglisse	HUSQVARNA	1'47.411	16 18	0.323 0.323	212.7
3	52 Danny KENT	GBR	Leopard Racing	HONDA	1'47.458	11 14	0.370 0.047	214.0
4	20 Fabio QUARTARARO	FRA	Estrella Galicia 0,0	HONDA	1'47.884	17 17	0.796 0.426	211.2
5	5 Romano FENATI	ITA	SKY Racing Team VR46	KTM	1'47.917	17 17	0.829 0.033	213.6
6	33 Enea BASTIANINI	ITA	Gresini Racing Team Moto3	HONDA	1'47.964	14 14	0.876 0.047	210.5
7	23 Niccolò ANTONELLI	ITA	Ongetta-Rivacold	HONDA	1'47.989	16 17	0.901 0.025	214.4
8	84 Jakub KORNFEIL	CZE	Drive M7 SIC	KTM	1'48.106	18 18	1.018 0.117	211.1
9	98 Karel HANIKA	CZE	Red Bull KTM Ajo	KTM	1'48.168	16 16	1.080 0.062	208.2
10	31 Niklas AJO	FIN	RBA Racing Team	KTM	1'48.299	13 15	1.211 0.131	211.1
11	9 Jorge NAVARRO	SPA	Estrella Galicia 0,0	HONDA	1'48.312	15 17	1.224 0.013	209.7
12	44 Miguel OLIVEIRA	POR	Red Bull KTM Ajo	KTM	1'48.328	14 17	1.240 0.016	210.2
13	41 Brad BINDER	RSA	Red Bull KTM Ajo	KTM	1'48.408	16 16	1.320 0.080	210.7
14	58 Juanfran GUEVARA	SPA	MAPFRE Team MAHINDRA	MAHINDRA	1'48.428	17 17	1.340 0.020	209.3
15	6 Maria HERRERA	SPA	Husqvarna Factory Laglisse	HUSQVARNA	1'48.714	13 15	1.626 0.286	210.4
16	55 Andrea LOCATELLI	ITA	Gresini Racing Team Moto3	HONDA	1'48.804	15 15	1.716 0.090	212.7
17	21 Francesco BAGNAIA	ITA	MAPFRE Team MAHINDRA	MAHINDRA	1'48.821	7 16	1.733 0.017	210.7
18	95 Jules DANILO	FRA	Ongetta-Rivacold	HONDA	1'48.935	19 19	1.847 0.114	210.6
19	10 Alexis MASBOU	FRA	SAXOPRINT RTG	HONDA	1'48.982	16 16	1.894 0.047	213.4
20	65 Philipp OETTL	GER	Schedl GP Racing	KTM	1'49.118	6 17	2.030 0.136	209.7
21	88 Jorge MARTIN	SPA	MAPFRE Team MAHINDRA	MAHINDRA	1'49.194	7 13	2.106 0.076	208.6
22	17 John MCPHEE	GBR	SAXOPRINT RTG	HONDA	1'49.308	17 17	2.220 0.114	212.5
23	29 Stefano MANZI	ITA	San Carlo Team Italia	MAHINDRA	1'49.501	12 18	2.413 0.193	211.2
24	12 Matteo FERRARI	ITA	San Carlo Team Italia	MAHINDRA	1'49.579	16 19	2.491 0.078	209.4
25	11 Livio LOI	BEL	RW Racing GP	HONDA	1'49.593	16 17	2.505 0.014	212.7
26	16 Andrea MIGNO	ITA	SKY Racing Team VR46	KTM	1'49.597	14 17	2.509 0.004	211.8
27	19 Alessandro TONUCCI	ITA	Otox Reset Drink Team	MAHINDRA	1'49.768	8 10	2.680 0.171	208.2
28	24 Tatsuki SUZUKI	JPN	CIP	MAHINDRA	1'49.933	16 16	2.845 0.165	209.0
29	76 Hiroki ONO	JPN	Leopard Racing	HONDA	1'49.977	11 15	2.889 0.044	214.4
30	91 Gabriel RODRIGO	ARG	RBA Racing Team	KTM	1'50.003	16 16	2.915 0.026	210.1
31	40 Darryn BINDER	RSA	Otox Reset Drink Team	MAHINDRA	1'50.122	5 16	3.034 0.119	210.3
32	63 Zulfahmi KHAIRUDDIN	MAL	Drive M7 SIC	KTM	1'50.253	16 16	3.165 0.131	210.8
33	22 Ana CARRASCO	SPA	RBA Racing Team	KTM	1'50.472	13 14	3.384 0.219	212.4
34	2 Remy GARDNER	AUS	CIP	MAHINDRA	1'50.648	16 17	3.560 0.176	205.1

Practice condition: Dry

Air: 21°

Humidity: 63%

Ground: 23°

Fastest Lap:	Lap: 15	Efen VAZQUEZ	1'47.088	148.6 Km/h
Circuit Record Lap:	2013	Luis SALOM	1'46.948	148.8 Km/h
Circuit Best Lap:	2014	Jack MILLER	1'46.173	149.9 Km/h

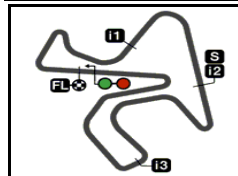
The results are provisional until the end of the limit for protest and appeals.

Time limit for protest expires 30' after publication of the results - Mr. Time:

These data/results cannot be reproduced, stored and/or transmitted in whole or in part by any manner of electronic, mechanical, photocopying, recording, broadcasting or otherwise now known or herein after developed without the previous express consent by the copyright owner, except for reproduction in daily press and regular printed publications on sale to the public within 60 days of the event related to those data/results and always provided that copyright symbol appears together as follows below.

© DORNA, 2015





4423 m.

GRAN PREMIO BWIN DE ESPAÑA

Free Practice Nr. 1

Top Speed & Average

4



Rider	Nation	Motorcycle	Top 5 speeds					Average	Top
76 Hiroki ONO	JPN	HONDA	214.4	213.6	213.3	213.2	212.7	213.4	214.4
23 Niccolò ANTONELLI	ITA	HONDA	214.4	212.0	210.7	209.7	209.6	211.3	214.4
52 Danny KENT	GBR	HONDA	214.0	209.8	209.0	208.9	208.8	209.9	214.0
5 Romano FENATI	ITA	KTM	213.6	210.4	209.7	209.4	209.3	210.5	213.6
10 Alexis MASBOU	FRA	HONDA	213.4	212.3	211.8	208.7	208.4	210.9	213.4
11 Livio LOI	BEL	HONDA	212.7	211.5	211.0	209.8	209.7	210.9	212.7
32 Isaac VIÑALES	SPA	HUSQVARNA	212.7	210.8	208.3	208.1	208.0	209.6	212.7
55 Andrea LOCATELLI	ITA	HONDA	212.7	211.1	210.2	209.3	209.0	210.5	212.7
17 John MCPHEE	GBR	HONDA	212.5	212.0	210.6	210.0	208.7	210.8	212.5
22 Ana CARRASCO	SPA	KTM	212.4	209.8	209.3	208.7	208.4	209.7	212.4
16 Andrea MIGNO	ITA	KTM	211.8	210.1	209.2	209.0	208.2	209.7	211.8
20 Fabio QUARTARARO	FRA	HONDA	211.2	208.9	208.7	208.4	208.4	209.1	211.2
29 Stefano MANZI	ITA	MAHINDRA	211.2	211.2	210.5	209.9	209.8	210.5	211.2
31 Niklas AJO	FIN	KTM	211.1	209.3	208.9	207.4	206.2	208.6	211.1
84 Jakub KORNFEIL	CZE	KTM	211.1	209.7	207.3	207.3	206.7	208.1	211.1
63 Zulfahmi KHAIRUDDIN	MAL	KTM	210.8	210.4	209.4	207.4	207.2	209.0	210.8
41 Brad BINDER	RSA	KTM	210.7	210.6	209.8	209.4	208.8	209.9	210.7
21 Francesco BAGNAIA	ITA	MAHINDRA	210.7	210.3	209.7	208.9	208.7	209.7	210.7
95 Jules DANILLO	FRA	HONDA	210.6	209.0	208.8	208.3	207.9	208.9	210.6
33 Enea BASTIANINI	ITA	HONDA	210.5	209.2	209.0	208.5	207.8	209.0	210.5
6 Maria HERRERA	SPA	HUSQVARNA	210.4	210.3	209.6	209.3	208.2	209.2	210.4
40 Darryn BINDER	RSA	MAHINDRA	210.3	210.0	208.4	208.3	207.4	208.9	210.3
44 Miguel OLIVEIRA	POR	KTM	210.2	208.8	208.4	208.4	208.3	208.8	210.2
7 Efren VAZQUEZ	SPA	HONDA	210.1	209.9	209.7	209.4	209.2	209.7	210.1
91 Gabriel RODRIGO	ARG	KTM	210.1	210.0	208.8	208.4	208.2	209.1	210.1
9 Jorge NAVARRO	SPA	HONDA	209.7	209.6	209.1	209.0	209.0	209.3	209.7
65 Philipp OETTL	GER	KTM	209.7	209.3	208.3	207.9	207.6	208.6	209.7
12 Matteo FERRARI	ITA	MAHINDRA	209.4	206.8	206.3	205.8	205.4	206.7	209.4
58 Juanfran GUEVARA	SPA	MAHINDRA	209.3	208.8	207.2	207.0	207.0	207.9	209.3
24 Tatsuki SUZUKI	JPN	MAHINDRA	209.0	207.9	207.2	206.9	206.8	207.6	209.0
88 Jorge MARTIN	SPA	MAHINDRA	208.6	206.1	206.1	205.5	205.3	206.3	208.6
98 Karel HANIKA	CZE	KTM	208.2	208.0	207.8	207.4	207.2	207.6	208.2
19 Alessandro TONUCCI	ITA	MAHINDRA	208.2	208.0	205.0	204.7	204.7	206.1	208.2
2 Remy GARDNER	AUS	MAHINDRA	205.1	204.9	204.7	204.3	204.3	204.7	205.1

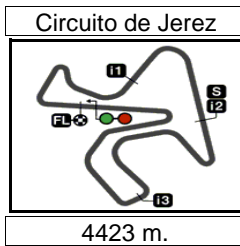
These data/results cannot be reproduced, stored and/or transmitted in whole or in part by any manner of electronic, mechanical, photocopying, recording, broadcasting or otherwise now known or herein after developed without the previous express consent by the copyright owner, except for reproduction in daily press and regular printed publications on sale to the public within 60 days of the event related to those data/results and always provided that copyright symbol appears together as follows below.

© DORNA, 2015

Official MotoGP Timing by TISSOT
www.motogp.com



Jerez de la Frontera, Friday, May 01, 2015



GRAN PREMIO BWIN DE ESPAÑA

Free Practice Nr. 1

Chronological Analysis of Performances

5

P Crossing the finish line in pit lane							T1 Time from finish line to 1st intermediate					T2 Time from 1st intermed. to 2nd intermed.					T3 Time from 2nd intermed. to 3rd intermed.					T4 Time from 3rd intermediate to finish line									
Lap	Lap Time	T1	T2	T3	T4	Speed	Lap	Lap Time	T1	T2	T3	T4	Speed	Lap	Lap Time	T1	T2	T3	T4	Speed	Lap	Lap Time	T1	T2	T3	T4	Speed				
1st	7	Efren VAZQUEZ Leopard Racing SPA						12	7'19.863	P	26.390	16.488	35.659	6'01.326	207.5	13	2'01.810	33.692	19.432	34.089	34.597	155.4	14	1'47.902	26.522	16.446	31.462	33.472	208.4		
		Runs=3 Total laps=15 Full laps=10																													
1	3'19.632	1'54.473	17.395	33.053	34.711	205.8																									
2	1'49.778	27.149	16.604	31.994	34.031	209.2																									
3	1'49.217	26.811	16.556	32.116	33.734	209.7																									
4	1'48.380	26.778	16.451	31.680	33.471	209.4																									
5	1'48.262	26.619	16.431	31.699	33.513	209.9																									
6	1'47.999	26.631	16.447	31.574	33.347	210.1																									
7	8'41.166	P	27.129	16.970	32.634	7'24.433	201.7																								
8	2'04.167	33.244	21.279	35.347	34.297	115.8																									
9	1'49.590	27.017	16.663	32.065	33.845	207.1																									
10	1'48.797	26.798	16.508	31.845	33.646	207.9																									
11	1'48.750	26.875	16.529	31.685	33.661	207.4																									
12	5'49.943	P	28.601	17.407	32.730	4'31.205	199.7																								
13	2'02.547	34.683	17.314	35.182	35.368	196.2																									
14	1'47.675	26.567	16.365	31.369	33.374	208.6																									
15	1'47.088	26.353	16.323	31.261	33.151	208.6																									
2nd	32	Isaac VIÑALES Husqvarna Factory La SPA						12	5'29.995	P	28.238	18.162	32.781	4'10.814	207.4	13	2'03.656	33.419	17.947	37.935	34.355	164.8	14	1'48.338	26.648	16.739	31.517	33.434	207.4		
		Runs=3 Total laps=18 Full laps=13																													
1	2'31.182	1'04.720	17.702	33.754	35.006	201.8																									
2	1'51.137	27.837	16.695	32.450	34.155	208.3																									
3	1'49.991	27.079	16.611	32.209	34.092	207.4																									
4	1'51.212	27.210	17.301	32.307	34.394	207.3																									
5	1'50.081	26.886	16.707	32.401	34.087	208.0																									
6	1'50.040	26.990	16.858	32.022	34.170	203.6																									
7	1'50.236	26.980	16.798	32.223	34.235	203.3																									
8	1'49.853	26.924	16.803	32.037	34.089	203.9																									
9	6'21.928	P	27.003	16.855	32.851	5'05.219	203.1																								
10	2'06.882	39.704	17.122	35.600	34.456	203.2																									
11	1'50.030	27.037	16.652	32.076	34.265	205.7																									
12	1'49.948	26.990	16.726	32.096	34.136	205.4																									
13	1'50.279	26.862	16.785	32.269	34.363	203.3																									
14	3'48.773	P	27.163	16.862	32.429	2'32.319	202.0																								
15	2'23.787	50.447	27.023	32.494	33.823	191.8																									
16	1'47.411	26.364	16.319	31.340	33.388	208.1																									
17	1'48.099	26.674	16.616	31.342	33.467	212.7																									
18	1'47.644	26.424	16.324	31.411	33.485	210.8																									
3rd	52	Danny KENT Leopard Racing GBR						12	4'32.197	P	27.955	17.786	33.792	3'12.664	182.0	13	2'06.396	33.261	18.230	35.708	39.197	181.2	14	1'48.267	26.778	16.411	31.574	33.504	213.6		
		Runs=3 Total laps=15 Full laps=9																													
1	3'15.409	1'49.714	17.471	33.167	35.057	205.2																									
2	1'50.952	27.489	16.732	32.322	34.409	208.9																									
3	1'49.554	27.255	16.579	31.720	34.000	207.1																									
4	1'48.919	26.924	16.478	31.604	33.913	208.5																									
5	1'52.067	29.849	16.480	31.840	33.898	208.8																									
6	1'48.360	26.771	16.480	31.490	33.619	208.8																									
7	1'48.281	26.619	16.326	31.613	33.723	214.0																									
8	7'56.068	P	28.279	17.076	33.121	6'37.592	204.5																								
9	2'06.770	35.402	18.807	38.265	34.296	135.1																									
10	1'47.536	26.590	16.400	31.154	33.392	209.0																									
11	1'47.458	26.412	16.315	31.219	33.512	209.8																									
4th	20	Fabio QUARTARAR Estrella Galicia 0,0 FRA						12	2'57.237	1'25.502	19.712	35.891	36.132	205.2	13	2'16.565	27.495	16.840	32.530	34.438	207.9	14	1'51.452	27.628	16.856	32.530	34.438	207.9			
		Runs=3 Total laps=17 Full laps=12																													
1	2'57.237	1'25.502	19.712	35.891	36.132	205.2																									
2	2'16.565	27.495	16.840	32.530	34.438	207.9																									
3	1'51.452	27.628	16.856	32.530	34.438	207.9																									
4	1'50.105	27.017	16.636	32.172	34.280	207.																									

Free Practice Nr. 1

Moto3

Lap	Lap Time	T1	T2	T3	T4	Speed	Lap	Lap Time	T1	T2	T3	T4	Speed
6	1'55.786	31.784	17.128	32.656	34.218	205.7	11	1'53.553	29.961	16.671	32.161	34.760	207.8
7	1'49.424	26.901	16.682	31.991	33.850	206.5	12	5'24.135 P	26.801	16.646	31.937	4'08.751	207.1
8	1'48.777	26.817	16.575	31.719	33.666	207.8	13	1'54.512	31.452	16.983	31.882	34.195	204.9
9	6'37.869 P	27.284	16.862	32.314	5'21.409	202.3	14	1'48.575	26.647	16.593	31.651	33.684	205.9
10	2'03.606	32.368	17.535	33.212	40.491	192.2	15	1'48.200	26.540	16.614	31.363	33.683	206.6
11	1'48.363	26.658	16.455	31.731	33.519	209.0	16	1'48.168	26.428	16.528	31.467	33.745	206.6
12	1'48.340	26.558	16.546	31.648	33.588	206.2	10th 31 Niklas AJO RBA Racing Team FIN						
13	2'05.115	32.667	23.140	35.202	34.106	133.2	Runs=3 Total laps=15 Full laps=10						
14	1'47.964	26.555	16.433	31.527	33.449	208.5	1	2'43.390	1'16.181	17.824	33.568	35.817	202.3
7th 23 Niccolò ANTONELL Ongetta-Rivacold ITA							2	1'52.012	27.973	16.988	32.627	34.424	207.4
Runs=3 Total laps=17 Full laps=12							3	1'50.548	27.236	16.587	32.293	34.432	209.3
1	3'10.239	1'38.164	19.835	36.090	36.150	149.6	4	10'01.956 P	27.080	16.703	32.064	8'46.109	211.1
2	1'51.876	27.699	16.909	32.752	34.516	208.3	5	2'02.876	37.082	17.778	33.436	34.580	195.0
3	1'50.233	27.211	16.724	32.144	34.154	207.9	6	1'50.370	27.181	16.700	32.222	34.267	204.2
4	1'50.245	27.238	16.733	32.079	34.195	209.7	7	1'49.890	26.993	16.643	32.002	34.252	204.7
5	1'49.989	27.071	16.724	32.104	34.090	208.4	8	1'49.346	26.998	16.543	31.827	33.978	208.9
6	1'49.750	27.020	16.679	32.049	34.002	208.6	9	5'16.117 P	28.259	17.327	33.404	3'57.127	198.8
7	5'51.543 P	28.659	17.105	32.625	4'33.154	201.7	10	1'57.813	33.875	16.789	32.546	34.603	204.6
8	1'58.382	34.766	17.039	32.302	34.275	206.3	11	1'49.008	26.746	16.487	31.613	34.162	205.0
9	1'57.446	27.149	16.617	38.363	35.317	209.1	12	1'48.439	26.746	16.418	31.494	33.781	206.2
10	1'49.747	27.016	16.601	32.033	34.097	209.6	13	1'48.299	26.519	16.425	31.471	33.884	205.4
11	1'49.497	26.989	16.594	31.864	34.050	210.7	14	1'57.968	28.720	21.074	34.018	34.156	133.1
12	5'56.424 P	28.007	17.010	32.934	4'38.473	200.5	15	1'48.791	26.764	16.584	31.476	33.967	204.3
13	2'02.786	39.197	17.425	32.326	33.838	201.2	11th 9 Jorge NAVARRO Estrella Galicia 0,0 SPA						
14	1'48.158	26.722	16.408	31.533	33.495	214.4	Runs=3 Total laps=17 Full laps=12						
15	1'52.926	29.132	17.512	32.168	34.114	206.3	1	2'46.344	1'18.894	18.098	34.041	35.311	205.8
16	1'47.989	26.599	16.332	31.609	33.449	212.0	2	1'52.277	28.057	17.106	32.698	34.416	208.6
17	1'48.605	26.765	16.772	31.574	33.494	208.4	3	1'50.895	27.286	16.952	32.412	34.245	207.9
8th 84 Jakub KORNFEIL Drive M7 SIC CZE							4	1'50.536	27.132	16.850	32.352	34.202	208.2
Runs=2 Total laps=18 Full laps=15							5	1'50.227	26.977	16.670	32.171	34.409	209.0
1	2'14.396	47.971	17.322	33.712	35.391	204.3	6	1'50.172	27.074	16.809	32.422	33.867	209.6
2	1'51.664	27.742	16.760	32.589	34.573	206.5	7	8'35.061 P	27.147	16.893	32.185	7'18.836	207.0
3	1'50.925	27.747	16.654	32.349	34.175	206.6	8	1'54.759	31.434	16.934	32.428	33.963	206.6
4	1'50.022	27.237	16.647	32.112	34.026	205.7	9	1'49.995	27.099	16.732	32.143	34.021	208.9
5	1'49.819	27.136	16.594	32.123	33.966	206.5	10	1'49.588	27.071	16.663	32.058	33.796	208.1
6	1'50.102	27.183	16.716	32.076	34.127	205.5	11	1'49.439	26.978	16.654	32.004	33.803	209.0
7	1'49.675	27.041	16.630	31.993	34.011	206.0	12	1'49.649	26.933	16.644	31.917	34.155	208.8
8	1'52.713	27.476	17.444	33.159	34.634	199.9	13	3'47.467 P	28.789	16.965	32.326	2'29.387	205.4
9	1'49.744	27.122	16.718	31.951	33.953	204.5	14	1'56.896	33.920	16.927	32.329	33.720	207.1
10	9'16.019 P	27.096	16.782	32.408	7'59.733	204.8	15	1'48.312	26.699	16.396	31.757	33.460	209.7
11	1'57.791	33.515	17.337	32.604	34.335	204.3	16	1'48.717	26.705	16.595	31.747	33.670	208.1
12	1'49.294	27.010	16.634	31.902	33.748	206.7	17	1'48.626	26.677	16.478	31.895	33.576	209.1
13	1'48.611	26.693	16.515	31.686	33.717	206.2	12th 44 Miguel OLIVEIRA Red Bull KTM Ajo POR						
14	1'49.040	26.860	16.547	31.897	33.736	206.7	Runs=3 Total laps=17 Full laps=12						
15	1'48.122	26.653	16.460	31.539	33.470	207.3	1	3'03.018	1'35.742	17.892	33.817	35.567	199.4
16	1'54.433	27.162	16.876	32.669	37.726	209.7	2	1'50.321	27.353	16.664	31.984	34.320	207.8
17	1'52.531	26.906	16.665	32.112	36.848	211.1	3	1'49.888	27.058	16.630	32.104	34.096	207.8
18	1'48.106	26.739	16.401	31.568	33.398	207.3	4	1'48.893	26.752	16.625	31.654	33.862	208.0
9th 98 Karel HANIKA Red Bull KTM Ajo CZE							5	1'48.619	26.694	16.539	31.588	33.798	208.3
Runs=3 Total laps=16 Full laps=11							6	1'48.855	26.789	16.507	31.567	33.992	208.8
1	2'56.189	1'28.482	17.704	34.217	35.786	205.7	7	7'09.809 P	28.639	17.209	33.138	5'50.823	198.6
2	1'51.845	27.744	16.934	32.558	34.609	207.2	8	1'57.300	34.080	17.093	32.062	34.065	204.5
3	1'50.516	27.321	16.852	32.127	34.216	207.4	9	1'53.007	26.839	16.586	35.179	34.403	206.8
4	1'50.027	27.033	16.796	31.986	34.212	206.6	10	1'48.737	26.835	16.587	31.569	33.746	208.4
5	1'49.391	26.836	16.678	31.875	34.002	207.2	11	1'48.769	26.817	16.474	31.738	33.740	210.2
6	1'49.460	26.881	16.609	31.891	34.079	208.0	12	5'20.501 P	27.374	16.789	32.467	4'03.871	205.7
7	1'49.065	26.771	16.593	31.686	34.015	208.2	13	1'55.296	32.806	16.890	31.677	33.923	206.5
8	8'11.924 P	27.931	17.395	32.957	6'53.641	198.4	14	1'48.328	26.564	16.503	31.488	33.773	207.9
9	2'00.257	33.307	18.296	34.157	34.497	165.5	15	1'48.434	26.690	16.539	31.524	33.681	207.8
10	1'49.908	26.926	16.656	32.164	34.162	207.0	16	1'48.559	26.584	16.505	31.616	33.854	208.4

Fastest Lap: Efren VAZQUEZ Leopard Racing SPA **1'47.088** 26.353 16.323 31.261 33.151

These data/results cannot be reproduced, stored and/or transmitted in whole or in part by any manner of electronic, mechanical, photocopying, recording, broadcasting or otherwise now known or herein after developed without the previous express consent by the copyright owner, except for reproduction in daily press and regular printed publications on sale to the public within 60 days of the event related to those data/results and always provided that copyright symbol appears together as follows below.
© DORNA, 2015



Free Practice Nr. 1

Moto3

Lap	Lap Time	T1	T2	T3	T4	Speed	Lap	Lap Time	T1	T2	T3	T4	Speed
17	1'48.866	26.665	16.586	31.810	33.805	207.1	3	1'51.063	27.459	16.910	32.401	34.293	208.8
13th 41 Brad BINDER Red Bull KTM Ajo RSA Runs=3 Total laps=16 Full laps=11							4	1'50.557	27.465	16.638	32.283	34.171	208.8
1	3'05.976	1'39.642	17.540	33.386	35.408	205.9	5	1'50.193	27.114	16.506	32.206	34.367	210.2
2	1'50.716	27.240	16.717	32.489	34.270	209.4	6	1'50.072	27.103	16.649	32.185	34.135	206.8
3	1'50.122	27.224	16.761	32.144	33.993	207.6	7	1'50.116	27.137	16.601	32.323	34.055	207.1
4	1'49.525	26.933	16.677	31.853	34.062	207.7	8	1'49.655	27.090	16.568	32.065	33.932	208.4
5	1'49.559	26.824	16.468	32.139	34.128	210.6	9	8'46.917 P	27.074	16.606	32.461	7'30.776	209.0
6	6'05.153 P	28.481	16.787	32.630	4'47.255	207.6	10	1'56.897	33.034	16.901	32.953	34.009	200.2
7	2'00.412	35.177	17.085	33.558	34.592	206.1	11	1'50.544	27.294	16.698	32.467	34.085	207.0
8	1'50.045	26.902	16.500	32.156	34.487	209.8	12	6'31.409 P	27.249	16.739	32.489	5'14.932	207.7
9	1'49.561	27.043	16.519	31.893	34.106	208.8	13	1'59.374	31.851	16.922	33.269	37.332	207.4
10	1'48.927	26.732	16.487	31.789	33.919	208.5	14	1'49.241	27.100	16.531	31.883	33.727	209.3
11	7'02.391 P	31.171	16.923	32.514	5'41.783	207.2	15	1'48.804	26.842	16.389	31.833	33.740	211.1
12	2'03.214	33.717	21.560	33.731	34.206	111.7	17th 21 Francesco BAGNAI MAPFRE Team MAHI ITA Runs=3 Total laps=16 Full laps=11						
13	1'48.629	26.718	16.549	31.564	33.798	208.0	1	2'53.576	1'24.507	19.548	34.569	34.952	189.4
14	1'48.816	26.539	16.517	31.893	33.867	205.8	2	1'50.823	27.481	16.792	32.080	34.470	209.7
15	1'55.577	26.553	21.483	33.471	34.070	126.1	3	1'50.314	27.282	16.876	31.903	34.253	207.3
16	1'48.408	26.565	16.371	31.628	33.844	210.7	4	1'49.754	27.073	16.695	31.822	34.164	208.2
14th 58 Juanfran GUEVARA MAPFRE Team MAHI SPA Runs=3 Total laps=17 Full laps=12							5	1'49.042	26.874	16.570	31.658	33.940	204.7
1	2'52.556	1'22.723	18.920	35.045	35.868	182.6	6	1'49.134	26.749	16.443	31.551	34.391	208.9
2	1'53.127	27.761	17.126	33.421	34.819	204.2	7	1'48.821	26.785	16.447	31.573	34.016	208.7
3	1'50.559	27.153	16.799	32.112	34.495	206.9	8	9'18.388 P	29.740	18.923	34.418	7'55.307	172.3
4	1'49.480	26.889	16.683	31.767	34.141	205.0	9	2'03.294	35.670	19.205	34.433	33.986	170.0
5	1'49.188	26.687	16.656	31.662	34.183	206.1	10	1'49.083	26.822	16.370	31.656	34.235	210.7
6	1'53.382	26.619	16.647	33.025	37.091	207.2	11	1'48.879	26.701	16.582	31.698	33.898	207.6
7	1'49.457	26.810	16.652	31.796	34.199	207.0	12	4'50.087 P	26.752	16.659	35.735	3'30.941	206.7
8	7'29.909 P	26.892	17.169	33.399	6'12.449	188.7	13	1'55.732	32.201	17.796	32.127	33.608	184.9
9	2'00.902	33.383	17.238	32.683	37.598	203.9	14	1'50.516	27.200	16.941	32.070	34.305	210.3
10	1'50.347	27.222	16.736	32.109	34.280	209.3	15	1'49.439	26.828	16.701	31.834	34.076	207.2
11	1'49.921	26.865	16.706	31.962	34.388	205.6	16	1'49.622	26.974	16.973	31.950	33.725	204.1
12	4'38.817 P	27.128	16.787	33.188	3'21.714	204.1	18th 95 Jules DANILLO Ongetta-Rivacold FRA Runs=2 Total laps=19 Full laps=16						
13	2'01.446	36.945	17.906	32.384	34.211	200.4	1	2'38.083	1'10.165	17.917	34.785	35.216	204.8
14	1'48.486	26.686	16.575	31.442	33.783	207.0	2	1'52.329	27.596	16.820	33.086	34.827	209.0
15	1'50.045	26.710	16.551	32.518	34.266	205.5	3	1'51.806	27.847	17.059	32.579	34.321	208.3
16	1'50.107	26.888	16.791	32.102	34.326	200.1	4	1'50.769	27.565	16.783	32.391	34.030	210.6
17	1'48.428	26.421	16.673	31.726	33.608	208.8	5	1'51.274	27.344	16.793	32.535	34.602	207.7
15th 6 Maria HERRERA Husqvarna Factory La SPA Runs=3 Total laps=15 Full laps=10							6	1'50.113	26.942	16.777	32.182	34.212	208.8
1	2'34.119	1'06.075	17.752	34.174	36.118	208.2	7	1'50.731	27.150	16.878	32.471	34.232	205.9
2	1'55.741	28.533	17.162	34.326	35.720	207.3	8	1'50.227	27.000	16.885	32.171	34.171	205.5
3	1'53.722	28.212	17.231	33.199	35.080	207.6	9	6'55.700 P	28.420	17.324	33.155	5'36.801	204.1
4	1'53.437	27.632	17.042	33.257	35.506	207.8	10	1'55.227	30.975	17.591	32.602	34.059	193.0
5	1'51.994	27.651	16.920	32.550	34.873	209.3	11	1'49.438	26.994	16.641	31.936	33.867	207.6
6	5'58.673 P	27.601	16.890	33.520	4'40.662	206.9	12	1'49.123	26.729	16.606	31.987	33.801	207.9
7	2'23.695	50.504	23.831	34.467	34.893	173.8	13	1'52.186	26.866	16.672	34.544	34.104	206.2
8	1'51.629	27.574	16.793	32.503	34.759	208.2	14	1'49.152	26.802	16.663	31.930	33.757	205.7
9	1'57.733	27.344	17.028	36.174	37.187	204.9	15	1'51.034	26.967	16.786	32.876	34.405	205.5
10	1'51.042	27.413	16.708	32.341	34.580	208.2	16	1'49.123	26.880	16.678	31.818	33.747	206.2
11	9'25.719 P	27.166	16.810	33.262	8'08.481	207.6	17	1'53.587	26.884	16.638	36.064	34.001	206.3
12	1'56.364	33.008	17.289	32.145	33.922	203.5	18	1'49.063	26.837	16.611	31.902	33.713	206.9
13	1'48.714	26.783	16.482	31.701	33.748	210.4	19	1'48.935	26.736	16.609	31.869	33.721	206.9
14	1'48.888	26.774	16.647	31.713	33.754	210.3	19th 10 Alexis MASBOU SAXOPRINT RTG FRA Runs=3 Total laps=16 Full laps=11						
15	1'48.870	26.669	16.454	31.701	34.046	209.6	1	2'36.208	1'07.301	18.089	34.678	36.140	199.8
16th 55 Andrea LOCATELLI Gresini Racing Team ITA Runs=3 Total laps=15 Full laps=10							2	1'53.977	28.772	17.189	33.229	34.787	207.7
1	2'31.599	1'04.971	17.622	34.341	34.665	201.0	3	1'51.896	27.992	16.926	32.635	34.343	208.4
2	1'50.901	27.545	16.666	32.516	34.174	212.7	4	1'51.248	27.689	16.913	32.492	34.154	213.4
							5	1'50.340	27.260	16.704	32.212	34.164	212.3
							6	7'33.263 P	27.436	16.884	32.821	6'16.122	204.7

Fastest Lap: Efen VAZQUEZ Leopard Racing SPA 1'47.088 26.353 16.323 31.261 33.151

These data/results cannot be reproduced, stored and/or transmitted in whole or in part by any manner of electronic, mechanical, photocopying, recording, broadcasting or otherwise now known or herein after developed without the previous express consent by the copyright owner, except for reproduction in daily press and regular printed publications on sale to the public within 60 days of the event related to those data/results and always provided that copyright symbol appears together as follows below.
© DORNA, 2015



Free Practice Nr. 1

Moto3

Lap	Lap Time	T1	T2	T3	T4	Speed	Lap	Lap Time	T1	T2	T3	T4	Speed
7	2'02.356	36.936	17.394	33.126	34.900	203.3	15	1'49.604	26.988	16.409	32.145	34.062	212.5
8	1'50.979	27.519	16.835	32.263	34.362	206.0	16	1'50.318	26.958	16.777	32.120	34.463	203.6
9	1'50.495	27.358	16.607	32.213	34.317	211.8	17	1'49.308	26.968	16.484	31.901	33.955	208.2
10	1'49.657	27.181	16.558	31.979	33.939	208.7	23rd 29 Stefano MANZI San Carlo Team Italia ITA						
11	5'40.856 P	27.299	16.771	36.046	4'20.740	205.9	Runs=2 Total laps=18 Full laps=15						
12	2'00.850	35.270	17.561	33.203	34.816	202.2	1	2'29.656	55.895	18.558	37.356	37.847	181.5
13	1'50.223	27.341	16.711	32.077	34.094	205.2	2	1'52.445	27.588	17.078	32.911	34.868	206.7
14	1'50.322	26.965	16.628	32.466	34.263	206.1	3	1'51.105	27.515	16.824	32.298	34.468	209.8
15	1'48.989	26.588	16.564	31.895	33.942	205.9	4	1'53.553	28.759	17.044	32.822	34.928	207.2
16	1'48.982	26.861	16.533	31.787	33.801	207.3	5	1'50.923	27.264	16.817	32.364	34.478	208.2
20th 65 Philipp OETTL Schedl GP Racing GER							6	1'50.821	27.223	16.894	32.255	34.449	207.5
Runs=2 Total laps=17 Full laps=14							7	1'49.956	27.291	16.721	31.899	34.045	209.9
1	2'09.409	41.555	17.725	34.248	35.881	204.5	8	8'29.494 P	27.004	16.887	33.207	7'12.396	208.4
2	1'52.949	28.053	17.208	32.884	34.804	206.5	9	2'00.907	32.411	17.868	35.250	35.378	185.3
3	1'51.331	27.606	16.901	32.449	34.375	207.0	10	1'49.895	26.883	16.645	32.177	34.190	210.5
4	1'50.142	27.263	16.776	31.996	34.107	206.6	11	1'53.532	29.724	16.832	32.399	34.577	208.3
5	1'49.305	26.964	16.628	31.878	33.835	207.2	12	1'49.501	26.783	16.590	32.012	34.116	211.2
6	1'49.118	26.890	16.560	31.851	33.817	207.1	13	1'50.162	26.890	16.917	32.146	34.209	204.5
7	1'49.146	26.879	16.650	31.735	33.882	207.0	14	2'09.019	29.416	20.071	37.467	42.065	172.3
8	10'48.813 P	26.767	16.636	32.464	9'32.946	207.2	15	1'49.933	26.889	16.832	31.856	34.356	205.2
9	1'59.419	36.600	16.733	32.149	33.937	209.7	16	1'50.601	26.846	16.797	32.320	34.638	207.2
10	1'53.439	27.598	16.640	35.028	34.173	207.5	17	1'50.316	26.762	16.758	31.776	35.020	211.2
11	1'49.587	26.908	16.626	32.138	33.915	209.3	18	1'50.389	26.711	16.670	32.698	34.310	208.8
12	1'49.467	26.886	16.609	32.038	33.934	208.3	24th 12 Matteo FERRARI San Carlo Team Italia ITA						
13	1'50.361	27.141	16.961	32.254	34.005	202.4	Runs=2 Total laps=19 Full laps=16						
14	1'49.612	27.022	16.666	32.007	33.917	207.6	1	2'37.743	1'10.749	17.491	33.982	35.521	204.9
15	1'49.642	27.141	16.736	31.951	33.814	207.9	2	1'51.902	27.410	17.121	32.557	34.814	209.4
16	1'49.275	26.901	16.648	31.927	33.799	207.4	3	1'50.650	27.303	16.774	32.253	34.320	205.8
17	1'49.328	26.958	16.638	31.863	33.869	207.5	4	1'50.983	27.191	17.074	32.227	34.491	205.0
21st 88 Jorge MARTIN MAPFRE Team MAHI SPA							5	1'54.791	27.273	16.768	36.339	34.411	204.4
Runs=3 Total laps=13 Full laps=8							6	1'50.838	27.264	16.696	32.312	34.566	206.3
1	2'43.583	1'17.616	17.734	33.534	34.699	206.1	7	1'50.175	27.047	16.733	32.076	34.319	204.7
2	1'51.396	27.840	16.871	32.487	34.198	206.1	8	1'49.959	27.021	16.702	32.011	34.225	205.4
3	1'50.199	27.251	16.605	32.221	34.122	208.6	9	7'40.267 P	27.606	17.336	33.905	6'21.420	192.3
4	13'38.423 P	27.530	18.124	33.170	12'19.599	193.3	10	1'55.610	32.253	16.818	32.102	34.437	203.6
5	1'57.125	32.950	17.319	32.572	34.284	202.7	11	1'50.194	27.286	16.595	32.085	34.228	206.8
6	1'50.225	27.257	16.716	32.170	34.082	205.3	12	1'50.073	27.177	16.764	32.006	34.126	204.8
7	1'49.194	27.035	16.531	31.792	33.836	205.5	13	1'50.530	27.182	16.781	32.328	34.239	203.3
8	1'50.072	26.835	16.770	31.995	34.472	203.6	14	1'50.212	27.110	16.758	32.060	34.284	203.6
9	5'52.065 P	28.043	17.399	33.834	4'32.789	197.4	15	1'50.118	27.047	16.776	31.961	34.334	203.2
10	1'58.770	34.017	17.279	33.242	34.232	202.2	16	1'49.579	26.808	16.716	31.955	34.100	204.9
11	1'50.339	27.160	16.618	32.245	34.316	205.0	17	1'50.051	26.927	16.795	32.061	34.268	203.5
12	1'50.579	27.180	16.825	32.639	33.935	204.6	18	1'50.017	27.039	16.774	32.013	34.191	203.4
13	1'49.976	26.973	16.658	32.217	34.128	205.1	19	1'49.759	26.939	16.751	31.971	34.098	203.0
22nd 17 John MCPHEE SAXOPRINT RTG GBR							25th 11 Livio LOI RW Racing GP BEL						
Runs=3 Total laps=17 Full laps=12							Runs=3 Total laps=17 Full laps=12						
1	2'33.054	1'05.899	17.640	34.069	35.446	206.8	1	3'00.113	1'32.540	17.809	34.095	35.669	204.1
2	1'52.470	27.582	16.635	32.826	35.427	208.0	2	1'53.307	27.875	16.993	32.997	35.442	209.0
3	1'51.101	27.286	16.659	32.619	34.537	212.0	3	1'51.033	27.336	16.592	32.472	34.633	211.5
4	1'49.945	27.196	16.503	32.045	34.201	210.0	4	1'50.736	27.188	16.678	32.312	34.558	209.2
5	1'49.667	27.055	16.498	32.052	34.062	207.2	5	1'51.277	27.298	16.885	32.800	34.294	202.3
6	1'49.477	26.932	16.537	31.912	34.096	206.9	6	1'50.468	27.213	16.617	32.171	34.467	208.6
7	5'56.017 P	27.276	16.839	32.754	4'39.148	202.7	7	5'54.812 P	27.910	17.032	32.959	4'36.911	203.5
8	1'58.539	32.224	17.342	33.327	35.646	203.8	8	2'00.803	37.024	17.050	32.368	34.361	211.0
9	1'50.073	27.026	16.474	32.279	34.294	210.6	9	1'55.103	27.089	16.530	37.082	34.402	212.7
10	1'50.089	27.178	16.605	32.083	34.223	206.1	10	1'49.964	27.090	16.537	32.043	34.294	209.3
11	1'50.025	27.051	16.613	32.192	34.169	205.1	11	1'49.731	26.981	16.518	31.958	34.274	209.3
12	5'42.055 P	27.465	16.969	36.198	4'21.423	203.2	12	1'49.728	26.935	16.528	31.922	34.343	209.7
13	2'00.561	34.640	17.374	33.293	35.254	204.8	13	5'06.938 P	26.932	16.545	32.620	3'50.841	207.9
14	1'49.514	27.081	16.471	31.976	33.986	208.7	14	2'14.267	42.342	19.181	34.564	38.180	150.5

Fastest Lap: Efren VAZQUEZ Leopard Racing SPA 1'47.088 26.353 16.323 31.261 33.151

These data/results cannot be reproduced, stored and/or transmitted in whole or in part by any manner of electronic, mechanical, photocopying, recording, broadcasting or otherwise now known or herein after developed without the previous express consent by the copyright owner, except for reproduction in daily press and regular printed publications on sale to the public within 60 days of the event related to those data/results and always provided that copyright symbol appears together as follows below.
© DORNA, 2015



Free Practice Nr. 1

Moto3

Lap	Lap Time	T1	T2	T3	T4	Speed	Lap	Lap Time	T1	T2	T3	T4	Speed	
15	1'49.898	27.079	16.583	32.105	34.131	207.7	5	1'50.930	27.118	16.594	32.717	34.501	212.7	
16	1'49.593	26.789	16.569	32.053	34.182	209.8	6	1'51.280	27.149	16.665	32.937	34.529	211.7	
17	1'50.176	26.996	16.784	32.122	34.274	208.4	7	7'35.499 P	27.159	16.616	32.569	6'19.155	211.3	
26th	16	Andrea MIGNO SKY Racing Team VR ITA					Runs=3 Total laps=17 Full laps=12	8	1'59.878	35.108	17.151	32.942	34.677	207.2
1	2'30.321	1'00.157	18.140	35.291	36.733	195.3	9	1'51.496	27.415	17.102	32.581	34.398	208.4	
2	1'55.303	28.299	17.125	33.796	36.083	205.2	10	1'50.009	26.957	16.591	32.299	34.162	211.7	
3	1'53.835	27.978	17.065	33.499	35.293	207.0	11	1'49.977	26.933	16.579	32.283	34.182	212.3	
4	1'53.287	27.975	17.078	33.229	35.005	205.5	12	1'50.459	26.975	16.519	32.641	34.324	213.3	
5	1'52.170	27.732	16.930	32.889	34.619	211.8	13	5'21.774 P	28.825	16.925	33.131	4'02.893	206.7	
6	1'52.061	27.561	16.894	32.885	34.721	209.0	14	2'02.415	35.104	17.368	34.632	35.311	196.8	
7	1'51.111	27.404	16.711	32.461	34.535	210.1	15	1'52.561	27.567	17.426	33.572	33.996	197.8	
8	7'05.401 P	27.760	17.146	33.481	5'47.014	202.9	unfinished	26.860	16.552	31.968	214.4			
9	1'57.476	32.871	17.236	33.004	34.365	204.8	30th	91	Gabriel RODRIGO RBA Racing Team ARG					Runs=3 Total laps=16 Full laps=11
10	1'50.833	27.155	16.795	32.418	34.465	208.2	1	2'40.283	1'12.295	17.703	34.711	35.574	205.0	
11	1'51.700	27.411	16.831	32.921	34.537	207.3	2	1'52.295	28.006	17.069	32.740	34.480	206.8	
12	5'38.871 P	27.569	16.998	33.190	4'21.114	205.0	3	1'53.145	27.660	18.023	33.051	34.411	206.1	
13	1'54.227	30.493	16.963	32.568	34.203	206.1	4	1'50.908	27.232	16.736	32.401	34.539	208.8	
14	1'49.597	27.009	16.654	32.115	33.819	209.2	5	1'50.942	27.295	16.736	32.527	34.384	208.2	
15	1'49.745	26.913	16.606	32.286	33.940	207.6	6	8'02.149 P	30.589	18.855	35.746	6'36.959	174.4	
16	1'50.123	27.092	16.681	32.321	34.029	207.3	7	2'03.116	38.876	17.217	32.617	34.406	210.0	
17	1'50.322	27.014	16.713	32.413	34.182	206.8	8	1'50.264	27.036	16.570	32.371	34.287	210.1	
27th	19	Alessandro TONUĆ Outox Reset Drink Te ITA					Runs=3 Total laps=11 Full laps=5	9	1'50.633	27.284	16.888	32.243	34.218	205.8
1	2'29.514	59.151	19.048	35.059	36.256	162.4	10	1'50.404	27.121	16.745	32.233	34.305	207.2	
2	1'52.266	27.784	17.191	32.559	34.732	208.2	11	5'40.172 P	32.704	18.208	35.527	4'13.733	191.0	
3	1'50.659	27.357	16.898	32.351	34.053	202.5	12	2'13.204	37.825	22.438	38.015	34.926	100.5	
4	1'50.532	27.098	16.904	32.186	34.344	205.0	13	1'50.321	27.236	16.798	32.077	34.210	206.6	
5	13'20.666 P	27.186	16.743	51.167	11'45.570	204.1	14	1'52.111	27.191	16.870	33.104	34.946	205.9	
6	2'04.699	37.651	17.140	32.694	37.214	204.3	15	1'52.803	29.273	16.697	32.339	34.494	208.4	
7	1'50.778	27.333	16.720	32.476	34.249	202.2	16	1'50.003	27.006	16.668	32.156	34.173	206.5	
8	1'49.768	27.030	16.543	32.111	34.084	208.0	31st	40	Darryn BINDER Outox Reset Drink Te RSA					Runs=3 Total laps=16 Full laps=11
9	6'00.383 P	27.207	16.741	32.583	4'43.852	204.7	1	2'32.980	1'04.689	18.221	34.531	35.539	204.8	
10	2'02.652	38.762	16.967	32.549	34.374	204.7	2	1'52.271	28.042	16.713	32.726	34.790	208.3	
	PIT	27.235	17.082	32.541	199.4		3	1'51.036	27.377	16.725	32.570	34.364	207.1	
28th	24	Tatsuki SUZUKI CIP JPN					Runs=3 Total laps=16 Full laps=11	4	1'50.629	27.244	16.799	32.336	34.250	206.5
1	2'23.572	52.253	18.745	35.557	37.017	199.0	5	1'50.122	27.169	16.788	31.938	34.227	210.0	
2	1'55.077	28.409	17.300	33.510	35.858	204.6	6	1'50.634	26.998	16.810	32.071	34.755	206.3	
3	1'52.282	27.696	16.992	32.832	34.762	204.5	7	9'28.352 P	28.361	16.705	32.041	8'11.245	208.4	
4	1'51.612	27.166	16.842	32.602	35.002	207.9	8	2'05.026	37.490	17.523	33.770	36.243	196.1	
5	1'51.716	27.706	16.871	32.689	34.450	205.8	9	1'50.388	27.229	16.692	32.230	34.237	207.4	
6	1'51.053	27.311	16.805	32.378	34.559	206.1	10	1'50.965	27.189	16.637	32.547	34.592	210.3	
7	6'39.707 P	28.195	16.989	32.851	5'21.672	205.5	11	1'50.644	27.005	16.761	32.380	34.498	205.6	
8	2'02.308	36.464	17.325	33.122	35.397	202.8	12	1'51.123	27.468	16.761	32.571	34.323	207.3	
9	1'52.113	27.630	17.015	32.515	34.953	206.6	13	1'50.151	26.937	16.734	32.164	34.316	206.8	
10	1'52.328	27.347	17.009	32.559	35.413	206.9	14	1'50.547	26.978	16.723	32.464	34.382	207.1	
11	1'52.070	27.372	16.812	32.908	34.978	204.2	15	3'29.374 P	27.035	18.028	33.742	2'10.569	198.6	
12	1'50.941	27.077	16.778	32.291	34.795	209.0	16	2'14.138	37.037	20.320	41.219	35.562	151.4	
13	6'45.892 P	27.667	17.097	33.040	5'28.088	202.3	32nd	63	Zulfahmi KHAIRUD Drive M7 SIC MAL					Runs=3 Total laps=16 Full laps=11
14	1'56.952	32.498	17.061	32.621	34.772	204.8	1	2'30.511	1'00.777	18.257	34.878	36.599	197.1	
15	1'50.043	26.931	16.747	31.987	34.378	206.8	2	1'52.947	27.980	17.038	33.103	34.826	206.6	
16	1'49.933	26.828	16.699	31.902	34.504	207.2	3	1'51.414	27.393	16.859	32.386	34.776	209.4	
29th	76	Hiroki ONO Leopard Racing JPN					Runs=3 Total laps=16 Full laps=10	4	1'51.568	27.473	16.767	32.532	34.796	210.8
1	2'46.245	1'16.387	18.101	34.724	37.033	204.3	5	2'00.260	36.147	17.191	32.337	34.585	206.1	
2	1'52.855	28.086	17.141	32.974	34.654	208.0	6	1'50.448	27.101	16.685	32.061	34.601	210.4	
3	1'50.635	27.267	16.628	32.532	34.208	213.2	7	7'59.760 P	34.454	17.297	32.669	6'35.340	200.1	
4	1'50.738	27.224	16.762	32.421	34.331	213.6	8	1'55.338	31.155	17.142	32.436	34.605	205.0	
							9	1'50.777	27.184	16.868	32.270	34.455	205.2	
							10	2'02.654	30.772	20.248	37.189	34.445	141.8	

Fastest Lap: Efren VAZQUEZ Leopard Racing SPA 1'47.088 26.353 16.323 31.261 33.151

These data/results cannot be reproduced, stored and/or transmitted in whole or in part by any manner of electronic, mechanical, photocopying, recording, broadcasting or otherwise now known or herein after developed without the previous express consent by the copyright owner, except for reproduction in daily press and regular printed publications on sale to the public within 60 days of the event related to those data/results and always provided that copyright symbol appears together as follows below.
© DORNA, 2015



Free Practice Nr. 1

Moto3

Lap	Lap Time	T1	T2	T3	T4	Speed	Lap	Lap Time	T1	T2	T3	T4	Speed
11	1'52.347	27.161	16.928	32.372	35.886	207.2							
12	1'50.357	27.102	16.793	32.077	34.385	206.5							
13	5'15.990 P	28.771	17.193	32.527	3'57.499	202.9							
14	2'05.347	33.817	16.878	35.299	39.353	207.4							
15	1'50.449	27.173	16.786	32.217	34.273	207.1							
16	1'50.253	27.078	16.781	32.086	34.308	207.0							

33rd **22** Ana CARRASCO RBA Racing Team SPA
Runs=3 Total laps=14 Full laps=9

1	3'03.883	1'36.112	17.557	34.363	35.851	208.7							
2	1'54.856	28.523	17.551	33.577	35.205	204.8							
3	1'53.519	28.095	17.311	33.203	34.910	206.3							
4	1'52.313	28.041	16.883	32.871	34.518	209.8							
5	1'52.058	27.676	16.956	32.845	34.581	208.4							
6	9'22.602 P	27.939	17.017	33.146	8'04.500	209.3							
7	1'57.376	31.917	17.464	33.155	34.840	200.4							
8	1'51.541	27.503	16.836	32.731	34.471	207.8							
9	8'19.030 P	27.800	16.979	32.780	7'01.471	204.4							
10	1'57.624	33.284	16.998	32.735	34.607	207.2							
11	1'50.879	27.423	16.695	32.534	34.227	207.5							
12	1'50.714	27.365	16.745	32.469	34.135	212.4							
13	1'50.472	27.276	16.717	32.397	34.082	207.8							
14	1'50.753	27.375	16.702	32.390	34.286	207.0							

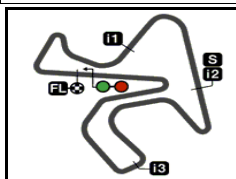
34th **2** Remy GARDNER CIP AUS
Runs=3 Total laps=17 Full laps=12

1	2'18.718	49.957	18.351	34.328	36.082	201.3							
2	1'54.307	28.375	17.509	33.015	35.408	203.7							
3	1'53.183	27.580	17.292	33.044	35.267	204.3							
4	1'52.804	27.553	17.266	32.871	35.114	202.9							
5	1'52.553	27.521	17.224	32.741	35.067	203.7							
6	5'51.275 P	31.326	19.012	34.983	4'25.954	203.5							
7	2'21.826	40.476	24.670	40.875	35.805	120.2							
8	1'53.146	27.683	17.228	32.975	35.260	203.1							
9	1'52.327	27.355	17.163	32.778	35.031	203.1							
10	1'52.259	27.397	17.150	32.660	35.052	203.6							
11	1'52.201	27.433	17.183	32.657	34.928	202.7							
12	1'56.904	30.601	19.128	32.485	34.690	204.3							
13	4'59.078 P	27.587	17.534	33.377	3'40.580	202.3							
14	2'13.704	33.167	18.944	46.478	35.115	137.0							
15	1'51.413	27.460	16.994	32.444	34.515	205.1							
16	1'50.648	27.098	16.887	32.211	34.452	204.9							
17	1'50.740	27.238	16.939	32.126	34.437	204.7							

Fastest Lap: Efen VAZQUEZ Leopard Racing SPA **1'47.088** 26.353 16.323 31.261 33.151

These data/results cannot be reproduced, stored and/or transmitted in whole or in part by any manner of electronic, mechanical, photocopying, recording, broadcasting or otherwise now known or herein after developed without the previous express consent by the copyright owner, except for reproduction in daily press and regular printed publications on sale to the public within 60 days of the event related to those data/results and always provided that copyright symbol appears together as follows below.
© DORNA, 2015





4423 m.

GRAN PREMIO BWIN DE ESPAÑA

Free Practice Nr. 1

Best Partial Times

Moto3

IT Ideal Lap Time, sum of the best partial times

BT Best Lap Time

T1		T2		T3		T4				IT	BT	
Pos	Rider	Time	Rider	Time	Rider	Time	Rider	Time	Pos	Rider	IT	BT
1	E.VAZQUEZ	26.353	D.KENT	16.315	D.KENT	31.154	E.VAZQUEZ	33.151	1	E.VAZQUEZ	1'47.088	1'47.088 (1)
2	I.VIÑALES	26.364	I.VIÑALES	16.319	E.VAZQUEZ	31.261	I.VIÑALES	33.388	2	D.KENT	1'47.251	1'47.458 (3)
3	D.KENT	26.390	E.VAZQUEZ	16.323	I.VIÑALES	31.340	D.KENT	33.392	3	I.VIÑALES	1'47.411	1'47.411 (2)
4	F.QUARTARARO	26.415	N.ANTONELLI	16.332	R.FENATI	31.351	J.KORNFEIL	33.398	4	F.QUARTARAR	1'47.706	1'47.884 (4)
5	J.GUEVARA	26.421	F.QUARTARARO	16.340	K.HANIKA	31.363	F.QUARTARARO	33.434	5	R.FENATI	1'47.725	1'47.917 (5)
6	K.HANIKA	26.428	F.BAGNAIA	16.370	J.GUEVARA	31.442	N.ANTONELLI	33.449	6	N.ANTONELLI	1'47.913	1'47.989 (7)
7	R.FENATI	26.464	B.BINDER	16.371	N.AJO	31.471	E.BASTIANINI	33.449	7	E.BASTIANINI	1'47.964	1'47.964 (6)
8	N.AJO	26.519	A.LOCATELLI	16.389	M.OLIVEIRA	31.488	J.NAVARRO	33.460	8	J.KORNFEIL	1'47.991	1'48.106 (8)
9	B.BINDER	26.539	J.NAVARRO	16.396	F.QUARTARARO	31.517	R.FENATI	33.499	9	K.HANIKA	1'48.002	1'48.168 (9)
10	E.BASTIANINI	26.555	J.KORNFEIL	16.401	E.BASTIANINI	31.527	J.GUEVARA	33.608	10	J.GUEVARA	1'48.022	1'48.428 (14)
11	M.OLIVEIRA	26.564	J.MCPHEE	16.409	N.ANTONELLI	31.533	M.OLIVEIRA	33.681	11	N.AJO	1'48.189	1'48.299 (10)
12	A.MASBOU	26.588	R.FENATI	16.411	J.KORNFEIL	31.539	K.HANIKA	33.683	12	M.OLIVEIRA	1'48.207	1'48.328 (12)
13	N.ANTONELLI	26.599	N.AJO	16.418	F.BAGNAIA	31.551	J.DANILO	33.713	13	B.BINDER	1'48.272	1'48.408 (13)
14	J.KORNFEIL	26.653	E.BASTIANINI	16.433	B.BINDER	31.564	F.BAGNAIA	33.725	14	J.NAVARRO	1'48.280	1'48.312 (11)
15	M.HERRERA	26.669	M.HERRERA	16.454	M.HERRERA	31.701	A.LOCATELLI	33.727	15	F.BAGNAIA	1'48.347	1'48.821 (17)
16	J.NAVARRO	26.677	M.OLIVEIRA	16.474	P.OETTL	31.735	M.HERRERA	33.748	16	M.HERRERA	1'48.572	1'48.714 (15)
17	F.BAGNAIA	26.701	L.LOI	16.518	J.NAVARRO	31.747	N.AJO	33.781	17	A.MASBOU	1'48.709	1'48.982 (19)
18	S.MANZI	26.711	H.ONO	16.519	S.MANZI	31.776	B.BINDER	33.798	18	A.LOCATELLI	1'48.791	1'48.804 (16)
19	J.DANILO	26.729	K.HANIKA	16.528	A.MASBOU	31.787	P.OETTL	33.799	19	P.OETTL	1'48.861	1'49.118 (20)
20	P.OETTL	26.767	J.MARTIN	16.531	J.MARTIN	31.792	A.MASBOU	33.801	20	J.DANILO	1'48.866	1'48.935 (18)
21	L.LOI	26.789	A.MASBOU	16.533	J.DANILO	31.818	A.MIGNO	33.819	21	J.MARTIN	1'48.994	1'49.194 (21)
22	M.FERRARI	26.808	A.TONUCCI	16.543	A.LOCATELLI	31.833	J.MARTIN	33.836	22	S.MANZI	1'49.122	1'49.501 (23)
23	T.SUZUKI	26.828	J.GUEVARA	16.551	J.MCPHEE	31.901	J.MCPHEE	33.955	23	J.MCPHEE	1'49.197	1'49.308 (22)
24	J.MARTIN	26.835	P.OETTL	16.560	T.SUZUKI	31.902	H.ONO	33.996	24	H.ONO	1'49.343	1'49.977 (29)


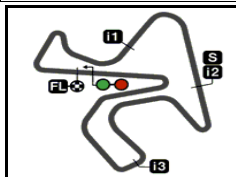
These data/results cannot be reproduced, stored and/or transmitted in whole or in part by any manner of electronic, mechanical, photocopying, recording, broadcasting or otherwise now known or herein after developed without the previous express consent by the copyright owner, except for reproduction in daily press and regular printed publications on sale to the public within 60 days of the event related to those data/results and always provided that copyright symbol appears together as follows below.

© DORNA, 2015

Official MotoGP Timing by TISSOT
www.motogp.com



Circuito de Jerez

Results and timing service provided by  TISSOT

4423 m.

GRAN PREMIO BWIN DE ESPAÑA

Free Practice Nr. 1

Best Partial Times

Moto3

IT Ideal Lap Time, sum of the best partial times*BT* Best Lap Time

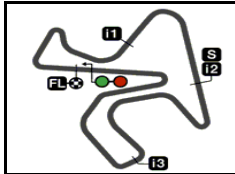
<i>T1</i>			<i>T2</i>			<i>T3</i>			<i>T4</i>				
<i>Pos</i>	<i>Rider</i>	<i>Time</i>	<i>Rider</i>	<i>Time</i>	<i>Rider</i>	<i>Time</i>	<i>Rider</i>	<i>Time</i>	<i>Pos</i>	<i>Rider</i>	<i>IT</i>	<i>BT</i>	
25	A.LOCATELLI	26.842	G.RODRIGO	16.570	L.LOI	31.922	S.MANZI	34.045	25	L.LOI	1'49.360	1'49.593 (25)	
26	H.ONO	26.860	S.MANZI	16.590	D.BINDER	31.938	A.TONUCCI	34.053	26	A.MIGNO	1'49.453	1'49.597 (26)	
27	A.MIGNO	26.913	M.FERRARI	16.595	M.FERRARI	31.955	A.CARRASCO	34.082	27	M.FERRARI	1'49.456	1'49.579 (24)	
28	J.MCPHEE	26.932	A.MIGNO	16.606	H.ONO	31.968	M.FERRARI	34.098	28	A.TONUCCI	1'49.737	1'49.768 (27)	
29	D.BINDER	26.937	J.DANILO	16.606	Z.KHAIRUDDIN	32.061	L.LOI	34.131	29	D.BINDER	1'49.739	1'50.122 (31)	
30	G.RODRIGO	27.006	D.BINDER	16.637	G.RODRIGO	32.077	G.RODRIGO	34.173	30	T.SUZUKI	1'49.807	1'49.933 (28)	
31	A.TONUCCI	27.030	Z.KHAIRUDDIN	16.685	A.TONUCCI	32.111	D.BINDER	34.227	31	G.RODRIGO	1'49.826	1'50.003 (30)	
32	Z.KHAIRUDDIN	27.078	A.CARRASCO	16.695	A.MIGNO	32.115	Z.KHAIRUDDIN	34.273	32	Z.KHAIRUDDIN	1'50.097	1'50.253 (32)	
33	R.GARDNER	27.098	T.SUZUKI	16.699	R.GARDNER	32.126	T.SUZUKI	34.378	33	A.CARRASCO	1'50.443	1'50.472 (33)	
34	A.CARRASCO	27.276	R.GARDNER	16.887	A.CARRASCO	32.390	R.GARDNER	34.437	34	R.GARDNER	1'50.548	1'50.648 (34)	

These data/results cannot be reproduced, stored and/or transmitted in whole or in part by any manner of electronic, mechanical, photocopying, recording, broadcasting or otherwise now known or herein after developed without the previous express consent by the copyright owner, except for reproduction in daily press and regular printed publications on sale to the public within 60 days of the event related to those data/results and always provided that copyright symbol appears together as follows below.

© DORNA, 2015

Official MotoGP Timing by TISSOT
www.motogp.com





4423 m.

GRAN PREMIO BWIN DE ESPAÑA

Free Practice Nr. 1

Fastest Laps Sequence

<i>Practice Time</i>	 <i>Rider</i>	<i>Nation</i>	<i>Motorcycle</i>	<i>Time</i>	<i>Km/h</i>	<i>Rider's Lap</i>
4'02.358	65 Philipp OETTL	GER	KTM	1'52.949	140.9	2
4'06.060	84 Jakub KORNFEIL	CZE	KTM	1'51.664	142.5	2
4'20.048	5 Romano FENATI	ITA	KTM	1'50.949	143.5	2
4'22.500	55 Andrea LOCATELLI	ITA	HONDA	1'50.901	143.5	2
4'44.399	21 Francesco BAGNAIA	ITA	MAHINDRA	1'50.823	143.6	2
4'53.339	44 Miguel OLIVEIRA	POR	KTM	1'50.321	144.3	2
5'09.410	7 Efren VAZQUEZ	SPA	HONDA	1'49.778	145.0	2
6'55.915	52 Danny KENT	GBR	HONDA	1'49.554	145.3	3
6'58.627	7 Efren VAZQUEZ	SPA	HONDA	1'49.217	145.7	3
8'32.120	44 Miguel OLIVEIRA	POR	KTM	1'48.893	146.2	4
8'47.007	7 Efren VAZQUEZ	SPA	HONDA	1'48.380	146.9	4
10'35.269	7 Efren VAZQUEZ	SPA	HONDA	1'48.262	147.0	5
12'23.268	7 Efren VAZQUEZ	SPA	HONDA	1'47.999	147.4	6
26'03.916	52 Danny KENT	GBR	HONDA	1'47.536	148.0	10
27'51.374	52 Danny KENT	GBR	HONDA	1'47.458	148.1	11
37'22.770	32 Isaac VIÑALES	SPA	HUSQVARNA	1'47.411	148.2	16
40'02.991	7 Efren VAZQUEZ	SPA	HONDA	1'47.088	148.6	15

These data/results cannot be reproduced, stored and/or transmitted in whole or in part by any manner of electronic, mechanical, photocopying, recording, broadcasting or otherwise now known or herein after developed without the previous express consent by the copyright owner, except for reproduction in daily press and regular printed publications on sale to the public within 60 days of the event related to those data/results and always provided that copyright symbol appears together as follows below.

© DORNA, 2015

Official MotoGP Timing by TISSOT
www.motogp.com

Jerez de la Frontera, Friday, May 01, 2015

