

4423 m.

## GRAN PREMIO bwin DE ESPAÑA

## Free Practice Nr. 1

## Classification

3

	Rider	Nation	Team	Motorcycle	Time	Lap Total	Gap	Top Speed
1	99 Jorge LORENZO	SPA	Movistar Yamaha MotoGP	YAMAHA	<b>1'39.174</b>	5 18		<b>288.3</b>
2	41 Aleix ESPARGARO	SPA	Team SUZUKI ECSTAR	SUZUKI	<b>1'39.223</b>	15 15	0.049 0.049	<b>281.6</b>
3	35 Cal CRUTCHLOW	GBR	CWM LCR Honda	HONDA	<b>1'39.737</b>	16 17	0.563 0.514	<b>285.8</b>
4	4 Andrea DOVIZIOSO	ITA	Ducati Team	DUCATI	<b>1'39.742</b>	7 15	0.568 0.005	<b>291.4</b>
5	44 Pol ESPARGARO	SPA	Monster Yamaha Tech 3	YAMAHA	<b>1'39.871</b>	6 19	0.697 0.129	<b>290.9</b>
6	46 Valentino ROSSI	ITA	Movistar Yamaha MotoGP	YAMAHA	<b>1'39.872</b>	17 19	0.698 0.001	<b>287.8</b>
7	25 Maverick VIÑALES	SPA	Team SUZUKI ECSTAR	SUZUKI	<b>1'39.909</b>	15 17	0.735 0.037	<b>281.4</b>
8	93 Marc MARQUEZ	SPA	Repsol Honda Team	HONDA	<b>1'39.914</b>	9 17	0.740 0.005	<b>289.4</b>
9	8 Hector BARBERA	SPA	Avintia Racing	DUCATI	<b>1'39.937</b>	18 19	0.763 0.023	<b>290.0</b>
10	45 Scott REDDING	GBR	EG 0,0 Marc VDS	HONDA	<b>1'39.967</b>	18 19	0.793 0.030	<b>286.3</b>
11	6 Stefan BRADL	GER	Athinà Forward Racing	YAMAHA FORWARD	<b>1'40.037</b>	17 18	0.863 0.070	<b>284.6</b>
12	29 Andrea IANNONE	ITA	Ducati Team	DUCATI	<b>1'40.091</b>	14 16	0.917 0.054	<b>291.4</b>
13	76 Loris BAZ	FRA	Athinà Forward Racing	YAMAHA FORWARD	<b>1'40.092</b>	16 19	0.918 0.001	<b>283.4</b>
14	50 Eugene LAVERTY	IRL	Aspar MotoGP Team	HONDA	<b>1'40.114</b>	15 20	0.940 0.022	<b>278.1</b>
15	9 Danilo PETRUCCI	ITA	Pramac Racing	DUCATI	<b>1'40.365</b>	9 19	1.191 0.251	<b>288.2</b>
16	38 Bradley SMITH	GBR	Monster Yamaha Tech 3	YAMAHA	<b>1'40.392</b>	20 20	1.218 0.027	<b>290.4</b>
17	69 Nicky HAYDEN	USA	Aspar MotoGP Team	HONDA	<b>1'40.521</b>	17 19	1.347 0.129	<b>280.0</b>
18	68 Yonny HERNANDEZ	COL	Pramac Racing	DUCATI	<b>1'40.604</b>	16 17	1.430 0.083	<b>289.6</b>
19	17 Karel ABRAHAM	CZE	AB Motoracing	HONDA	<b>1'41.059</b>	11 19	1.885 0.455	<b>282.7</b>
20	7 Hiroshi AOYAMA	JPN	Repsol Honda Team	HONDA	<b>1'41.064</b>	19 19	1.890 0.005	<b>294.7</b>
21	43 Jack MILLER	AUS	CWM LCR Honda	HONDA	<b>1'41.201</b>	15 17	2.027 0.137	<b>279.7</b>
22	19 Alvaro BAUTISTA	SPA	Aprilia Racing Team Gresini	APRILIA	<b>1'41.416</b>	15 16	2.242 0.215	<b>279.0</b>
23	63 Mike DI MEGLIO	FRA	Avintia Racing	DUCATI	<b>1'41.433</b>	16 16	2.259 0.017	<b>286.5</b>
24	33 Marco MELANDRI	ITA	Aprilia Racing Team Gresini	APRILIA	<b>1'41.914</b>	14 17	2.740 0.481	<b>282.4</b>
25	15 Alex DE ANGELIS	RSM	Octo IodaRacing Team	ART	<b>1'42.333</b>	14 19	3.159 0.419	<b>278.2</b>

Practice condition: Dry

Air: 21°

Humidity: 62%

Ground: 23°

<b>Fastest Lap:</b>	Lap: 5	<b>Jorge LORENZO</b>	<b>1'39.174</b>	160.5 Km/h
<b>Circuit Record Lap:</b>	2013	<b>Jorge LORENZO</b>	<b>1'39.565</b>	159.9 Km/h
<b>Circuit Best Lap:</b>	2014	<b>Marc MARQUEZ</b>	<b>1'38.120</b>	162.2 Km/h

The results are provisional until the end of the limit for protest and appeals.

Time limit for protest expires 30' after publication of the results - Mr. .... Time: .....

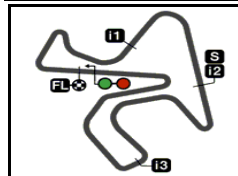
These data/results cannot be reproduced, stored and/or transmitted in whole or in part by any manner of electronic, mechanical, photocopying, recording, broadcasting or otherwise now known or herein after developed without the previous express consent by the copyright owner, except for reproduction in daily press and regular printed publications on sale to the public within 60 days of the event related to those data/results and always provided that copyright symbol appears together as follows below.

© DORNA, 2015

Official MotoGP Timing by TISSOT  
www.motogp.com

Jerez de la Frontera, Friday, May 01, 2015





4423 m.

## GRAN PREMIO bwin DE ESPAÑA

## Free Practice Nr. 1

## Top Speed &amp; Average

4



Rider	Nation	Motorcycle	Top 5 speeds					Average	Top
7 Hiroshi AOYAMA	JPN	HONDA	294.7	291.4	291.1	291.1	290.7	291.8	294.7
29 Andrea IANNONE	ITA	DUCATI	291.4	290.8	290.8	290.8	290.7	290.9	291.4
4 Andrea DOVIZIOSO	ITA	DUCATI	291.4	291.1	290.4	290.0	289.6	290.5	291.4
44 Pol ESPARGARO	SPA	YAMAHA	290.9	290.8	289.8	289.1	288.1	289.7	290.9
38 Bradley SMITH	GBR	YAMAHA	290.4	287.8	286.8	286.6	286.4	287.6	290.4
8 Hector BARBERA	SPA	DUCATI	290.0	289.6	289.3	289.2	289.0	289.4	290.0
68 Yonny HERNANDEZ	COL	DUCATI	289.6	289.0	286.9	286.7	286.7	287.8	289.6
93 Marc MARQUEZ	SPA	HONDA	289.4	289.1	288.1	287.9	287.3	288.2	289.4
99 Jorge LORENZO	SPA	YAMAHA	288.3	287.6	287.4	287.3	287.2	287.5	288.3
9 Danilo PETRUCCI	ITA	DUCATI	288.2	288.1	288.0	287.0	286.9	287.6	288.2
46 Valentino ROSSI	ITA	YAMAHA	287.8	287.8	286.6	286.0	285.8	286.8	287.8
63 Mike DI MEGLIO	FRA	DUCATI	286.5	285.8	285.4	283.3	283.3	284.6	286.5
45 Scott REDDING	GBR	HONDA	286.3	285.6	285.4	284.9	284.2	285.3	286.3
35 Cal CRUTCHLOW	GBR	HONDA	285.8	285.6	285.6	285.4	285.0	285.5	285.8
6 Stefan BRADL	GER	YAMAHA FOR	284.6	284.1	283.5	283.3	282.9	283.7	284.6
76 Loris BAZ	FRA	YAMAHA FOR	283.4	280.9	280.3	279.8	279.0	280.7	283.4
17 Karel ABRAHAM	CZE	HONDA	282.7	281.3	280.7	280.3	279.5	280.9	282.7
33 Marco MELANDRI	ITA	APRILIA	282.4	281.4	280.7	279.9	279.5	280.8	282.4
41 Aleix ESPARGARO	SPA	SUZUKI	281.6	280.5	279.2	278.2	278.1	279.3	281.6
25 Maverick VIÑALES	SPA	SUZUKI	281.4	281.1	280.8	280.3	279.9	280.7	281.4
69 Nicky HAYDEN	USA	HONDA	280.0	279.7	279.5	278.3	277.9	279.1	280.0
43 Jack MILLER	AUS	HONDA	279.7	278.4	277.7	277.7	277.6	278.2	279.7
19 Alvaro BAUTISTA	SPA	APRILIA	279.0	278.4	277.7	277.7	277.4	278.0	279.0
15 Alex DE ANGELIS	RSM	ART	278.2	277.7	275.5	275.0	274.9	276.3	278.2
50 Eugene LAVERTY	IRL	HONDA	278.1	278.0	277.9	277.4	277.0	277.7	278.1

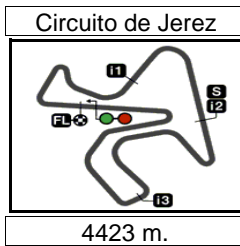
These data/results cannot be reproduced, stored and/or transmitted in whole or in part by any manner of electronic, mechanical, photocopying, recording, broadcasting or otherwise now known or herein after developed without the previous express consent by the copyright owner, except for reproduction in daily press and regular printed publications on sale to the public within 60 days of the event related to those data/results and always provided that copyright symbol appears together as follows below.

© DORNA, 2015

Official MotoGP Timing by TISSOT  
www.motogp.com



Jerez de la Frontera, Friday, May 01, 2015



## GRAN PREMIO bwin DE ESPAÑA

### Free Practice Nr. 1

### Chronological Analysis of Performances

5

		T1 Time from finish line to 1st intermediate				T3 Time from 2nd intermed. to 3rd intermed.								
		T2 Time from 1st intermed. to 2nd intermed.				T4 Time from 3rd intermediate to finish line								
P Crossing the finish line in pit lane														
Lap	Lap Time	T1	T2	T3	T4	Speed	Lap	Lap Time	T1	T2	T3	T4	Speed	
<b>1st</b>	<b>99</b>	<b>Jorge LORENZO</b> Movistar Yamaha Mot SPA												
		Runs=3	Total laps=18	Full laps=13										
1	1'54.225	35.154	15.635	31.820	31.616	275.3	11	<b>1'43.030</b>	25.226	15.304	31.213	31.287	275.0	
2	<b>1'42.255</b>	26.260	14.774	30.459	30.762	286.3	12	<b>1'40.150</b>	25.009	14.659	29.907	30.575	281.1	
3	<b>1'40.822</b>	25.299	14.626	29.966	30.931	287.6	13	8'54.968 P	27.226	14.912	31.561	7'41.269	282.5	
4	<b>1'39.633</b>	25.033	14.512	29.663	30.425	287.0	14	1'49.528	31.058	15.209	31.236	32.025	277.4	
5	<b>1'39.174</b>	24.866	14.464	29.636	30.208	287.2	15	<b>1'46.471</b>	27.323	15.860	31.340	31.948	280.1	
6	<b>1'39.485</b>	25.009	14.444	29.702	30.330	287.2	16	<b>1'39.737</b>	24.923	14.591	29.729	30.494	283.7	
7	<b>1'39.508</b>	24.984	14.484	29.753	30.287	286.1	17	<b>1'40.016</b>	24.964	14.641	29.790	30.621	285.6	
8	8'45.733 P	27.109	15.066	30.634	7'32.924	280.8								
9	1'44.141	29.316	14.665	29.831	30.329	286.4								
10	<b>1'39.303</b>	24.913	14.494	29.581	30.315	286.3								
11	<b>1'39.239</b>	24.808	14.521	29.626	30.284	286.0								
12	<b>1'39.359</b>	24.909	14.504	29.611	30.335	286.6								
13	10'14.842 P	24.893	14.583	29.673	9'05.693	285.2								
14	1'44.078	29.242	14.635	29.815	30.386	285.8								
15	<b>1'39.638</b>	25.124	14.436	29.595	30.483	287.4								
16	<b>1'39.553</b>	24.994	14.515	29.644	30.400	287.3								
17	<b>1'39.896</b>	25.074	14.520	29.815	30.487	288.3								
18	<b>1'53.116</b>	30.883	18.954	32.521	30.758	203.9								
<b>4th</b>	<b>4</b>	<b>Andrea DOVIZIOSO</b> Ducati Team ITA												
		Runs=3	Total laps=15	Full laps=10										
1	2'30.677	1'10.574	15.869	32.199	32.035	262.9								
2	<b>1'42.852</b>	26.006	14.573	31.015	31.258	286.7								
3	<b>1'42.083</b>	25.590	14.875	30.748	30.870	278.4								
4	10'08.448 P	25.576	14.607	30.405	8'57.860	285.7								
5	1'50.149	33.077	14.968	31.185	30.919	287.6								
6	<b>1'39.836</b>	25.012	14.510	29.861	30.453	289.3								
7	<b>1'39.742</b>	25.034	14.440	29.817	30.451	290.4								
8	<b>1'39.822</b>	24.989	14.456	29.834	30.543	289.6								
9	12'47.403 P	25.098	14.542	31.770	11'35.993	288.0								
10	1'57.427	40.398	15.045	30.866	31.118	286.4								
11	<b>1'40.642</b>	25.198	14.618	30.072	30.754	288.3								
12	<b>1'39.755</b>	25.006	14.467	29.782	30.500	289.4								
13	<b>1'40.085</b>	25.070	14.487	29.897	30.631	291.1								
14	<b>1'40.422</b>	25.130	14.489	29.903	30.900	291.4								
15	<b>1'40.118</b>	25.042	14.499	29.889	30.688	290.0								
<b>5th</b>	<b>44</b>	<b>Poi ESPARGARO</b> Monster Yamaha Tec SPA												
		Runs=3	Total laps=19	Full laps=14										
1	2'28.295	1'07.812	15.723	32.695	32.065	278.7								
2	<b>1'41.632</b>	26.141	14.616	30.281	30.594	290.8								
3	<b>1'46.891</b>	30.584	14.890	30.432	30.985	283.6								
4	<b>1'48.916</b>	31.969	15.457	30.654	30.836	281.7								
5	<b>1'40.215</b>	25.029	14.739	29.912	30.535	285.7								
6	<b>1'39.871</b>	24.991	14.555	29.876	30.449	286.7								
7	9'08.197 P	28.048	15.474	33.295	7'51.380	271.9								
8	1'46.665	30.385	15.004	30.415	30.861	285.8								
9	<b>1'40.245</b>	24.992	14.637	29.934	30.682	288.1								
10	<b>1'39.874</b>	25.039	14.524	29.688	30.623	290.9								
11	<b>1'40.236</b>	25.026	14.678	29.969	30.563	289.8								
12	<b>1'53.453</b>	28.789	16.665	36.341	31.658	238.9								
13	<b>1'40.145</b>	25.057	14.673	29.673	30.742	286.2								
14	6'27.621 P	25.052	14.990	31.463	5'16.116	280.6								
15	1'48.925	31.172	15.236	31.140	31.377	279.4								
16	<b>1'40.297</b>	25.149	14.654	29.835	30.659	286.3								
17	<b>1'40.116</b>	24.938	14.606	29.754	30.818	287.1								
18	<b>1'40.044</b>	24.873	14.590	29.864	30.717	289.1								
19	<b>1'40.064</b>	24.892	14.637	29.837	30.698	286.9								
<b>6th</b>	<b>46</b>	<b>Valentino ROSSI</b> Movistar Yamaha Mot ITA												
		Runs=3	Total laps=19	Full laps=14										
1	3'07.480	1'46.634	16.021	32.697	32.128	272.6								
2	<b>1'42.602</b>	26.105	14.842	30.664	30.991	282.5								

**Fastest Lap:** Jorge LORENZO Movistar Yamaha Mot SPA **1'39.174** 24.866 14.464 29.636 30.208

These data/results cannot be reproduced, stored and/or transmitted in whole or in part by any manner of electronic, mechanical, photocopying, recording, broadcasting or otherwise now known or herein after developed without the previous express consent by the copyright owner, except for reproduction in daily press and regular printed publications on sale to the public within 60 days of the event related to those data/results and always provided that copyright symbol appears together as follows below.  
© DORNA, 2015



## Free Practice Nr. 1

MotoGP

Lap	Lap Time	T1	T2	T3	T4	Speed	Lap	Lap Time	T1	T2	T3	T4	Speed
3	1'40.514	25.370	14.557	30.090	30.497	285.7	4	1'42.444	25.356	14.658	31.223	31.207	277.6
4	1'40.518	25.199	14.672	29.968	30.679	282.7	5	1'41.400	25.319	14.579	30.666	30.836	282.7
5	1'40.216	25.166	14.609	29.961	30.480	284.8	6	1'40.863	25.139	14.677	30.278	30.769	288.3
6	6'09.815 P	25.111	14.588	30.467	4'59.649	284.9	7	7'12.044 P	25.175	14.820	33.162	5'58.887	286.6
7	1'59.335	34.028	15.253	37.848	32.206	278.4	8	1'48.576	30.144	15.389	31.561	31.482	281.9
8	1'40.648	25.398	14.673	30.003	30.574	282.5	9	1'42.007	25.574	14.789	30.600	31.044	286.8
9	1'40.068	25.086	14.550	29.918	30.514	285.3	10	1'40.705	25.233	14.581	29.995	30.896	290.0
10	1'40.039	25.071	14.599	29.817	30.552	284.6	11	1'40.864	25.208	14.646	30.174	30.836	289.0
11	1'39.994	25.053	14.565	29.858	30.518	285.8	12	1'41.196	25.397	14.689	30.139	30.971	289.0
12	8'50.969 P	26.163	15.759	31.028	7'38.019	256.8	13	6'54.746 P	26.108	14.942	31.455	5'42.241	285.9
13	2'15.958	34.846	18.428	37.116	45.568	130.2	14	2'02.628	29.946	15.373	32.811	44.498	273.9
14	1'42.069	26.092	14.739	30.193	31.045	282.2	15	1'58.546	34.161	14.894	38.022	31.469	279.5
15	1'39.929	24.959	14.546	29.939	30.485	286.6	16	1'40.152	25.049	14.565	29.913	30.625	284.0
16	1'41.802	25.066	14.527	29.718	32.491	287.8	17	1'42.984	27.818	14.533	29.885	30.748	289.2
17	1'39.872	25.025	14.551	29.734	30.562	286.0	18	1'39.937	24.991	14.505	29.854	30.587	289.6
18	1'39.902	24.965	14.618	29.761	30.558	287.8	19	1'40.406	24.985	14.621	30.012	30.788	288.0
19	1'40.605	25.352	14.643	29.785	30.825	285.7		PIT	25.490	14.991	30.858		284.5

**7th 25 Maverick VIÑALES** Team SUZUKI ECST SPA  
Runs=4 Total laps=17 Full laps=10

1	2'41.864	1'18.004	16.068	33.097	34.695	267.7
2	1'43.662	26.113	15.122	30.998	31.429	275.0
3	1'42.607	25.456	14.812	31.184	31.155	279.8
4	1'41.581	25.451	14.850	30.385	30.895	280.8
5	1'41.062	25.099	14.751	30.356	30.856	278.4
6	10'39.533 P	25.152	14.739	30.863	9'28.779	281.4
7	1'47.657	31.070	14.877	30.598	31.112	278.6
8	1'41.178	25.265	14.856	30.177	30.880	278.4
9	1'41.182	25.279	14.775	30.166	30.962	277.8
10	7'02.539 P	25.317	14.767	30.553	5'51.902	278.2
11	1'45.701	29.780	14.829	30.292	30.800	277.8
12	1'40.567	25.118	14.811	29.982	30.656	275.7
13	3'26.399 P	25.213	14.869	30.181	2'16.136	280.3
14	1'51.777	35.205	14.926	30.700	30.946	281.1
15	1'39.909	25.025	14.580	29.830	30.474	279.9
16	1'45.210	25.028	14.819	32.205	33.158	278.5
17	1'40.156	25.117	14.588	29.884	30.567	279.2

**8th 93 Marc MARQUEZ** Repsol Honda Team SPA  
Runs=3 Total laps=17 Full laps=12

1	5'18.198	3'53.604	16.381	34.382	33.831	275.6
2	1'43.962	25.759	15.185	31.004	32.014	285.0
3	1'40.726	25.063	14.767	30.046	30.850	286.7
4	1'46.832	27.449	15.301	32.103	31.979	274.3
5	1'40.140	24.865	14.671	29.896	30.708	287.3
6	7'35.713 P	27.240	16.164	32.075	6'20.234	259.9
7	1'54.730	34.976	15.573	32.402	31.779	275.0
8	1'43.209	25.040	14.593	30.058	33.518	288.1
9	1'39.914	24.888	14.548	29.827	30.651	289.1
10	1'41.427	25.497	14.940	30.009	30.981	286.4
11	1'44.765	27.527	15.314	30.782	31.142	283.9
12	9'13.314 P	24.998	14.739	31.111	8'02.466	285.1
13	1'51.322	32.440	15.277	31.498	32.107	283.4
14	1'40.174	24.958	14.645	29.807	30.764	287.9
15	1'39.920	24.872	14.628	29.801	30.619	289.4
16	1'49.157	28.228	15.486	31.904	33.539	260.5
17	1'41.735	24.908	14.679	29.734	32.414	287.3

**9th 8 Hector BARBERA** Avintia Racing SPA  
Runs=3 Total laps=20 Full laps=14

1	2'28.237	56.521	16.099	33.012	42.605	276.9
2	1'43.394	26.612	14.717	30.909	31.156	288.6
3	1'41.660	25.642	14.650	30.552	30.816	289.3

**10th 45 Scott REDDING** EG 0,0 Marc VDS GBR  
Runs=4 Total laps=19 Full laps=12

1	2'41.607	1'16.387	16.451	34.129	34.640	271.5
2	1'43.296	26.068	15.083	30.758	31.387	278.3
3	1'41.659	25.369	14.778	30.362	31.150	283.1
4	1'41.135	25.253	14.715	30.291	30.876	282.7
5	1'40.555	25.123	14.773	29.974	30.685	281.9
6	1'40.987	25.086	14.672	30.299	30.930	284.9
7	7'27.078 P	28.250	15.205	31.336	6'12.287	284.2
8	1'50.539	32.187	15.456	31.300	31.596	275.7
9	1'41.222	25.380	14.794	30.001	31.047	282.5
10	1'41.575	25.455	14.813	30.174	31.133	282.5
11	5'49.231 P	26.737	15.247	31.795	4'35.452	279.5
12	1'49.786	32.493	15.115	30.705	31.473	281.9
13	1'41.709	25.660	14.805	30.129	31.115	283.3
14	1'41.726	25.360	14.861	30.367	31.138	285.4
15	1'44.812	25.848	15.874	31.717	31.373	269.1
16	3'43.906 P	25.452	14.982	30.730	2'32.742	277.3
17	1'52.578	32.690	15.116	31.015	33.757	281.2
18	1'39.967	25.090	14.522	29.768	30.587	286.3
19	1'40.088	25.086	14.532	29.708	30.762	285.6

**11th 6 Stefan BRADL** Athina Forward Racin GER  
Runs=4 Total laps=18 Full laps=11

1	2'25.867	1'05.277	15.734	32.560	32.296	268.5
2	1'43.939	26.034	15.137	31.249	31.519	254.5
3	1'42.335	25.963	14.666	30.681	31.025	283.3
4	1'41.598	25.486	14.771	30.521	30.820	281.5
5	1'40.900	25.216	14.716	30.105	30.863	281.6
6	7'18.642 P	26.322	16.057	33.906	6'02.357	190.3
7	1'51.468	34.084	15.151	31.034	31.199	279.7
8	1'41.298	25.390	14.796	30.075	31.037	280.9
9	1'41.258	25.292	14.828	30.125	31.013	283.5
10	7'33.386 P	25.639	14.874	30.669	6'22.204	280.8
11	1'48.741	31.826	15.145	30.642	31.128	276.9
12	1'41.252	25.270	14.748	30.244	30.990	280.8
13	1'41.386	25.348	14.861	30.119	31.058	279.5
14	1'41.330	25.244	14.802	30.172	31.112	282.9
15	4'51.070 P	25.810	15.028	31.411	3'38.821	277.0
16	1'46.156	30.462	14.832	30.168	30.694	284.1
17	1'40.037	24.957	14.597	29.815	30.668	284.6
18	1'40.946	25.127	14.774	30.041	31.004	282.7

**Fastest Lap:** Jorge LORENZO Movistar Yamaha Mot SPA 1'39.174 24.866 14.464 29.636 30.208

These data/results cannot be reproduced, stored and/or transmitted in whole or in part by any manner of electronic, mechanical, photocopying, recording, broadcasting or otherwise now known or herein after developed without the previous express consent by the copyright owner, except for reproduction in daily press and regular printed publications on sale to the public within 60 days of the event related to those data/results and always provided that copyright symbol appears together as follows below.  
© DORNA, 2015





# Free Practice Nr. 1

# MotoGP

Lap	Lap Time	T1	T2	T3	T4	Speed	Lap	Lap Time	T1	T2	T3	T4	Speed	
<b>12th</b>	<b>29</b>	<b>Andrea IANNONE</b> Ducati Team ITA					20	<b>1'41.138</b>	25.258	14.763	30.130	30.987	273.3	
		Runs=3	Total laps=17	Full laps=11										
1	2'33.627	1'00.938	17.365	34.383	40.941	239.4								
2	<b>1'44.144</b>	26.422	15.028	31.286	31.408	282.6								
3	<b>1'41.661</b>	25.708	14.638	30.436	30.879	290.7								
4	<b>2'04.399</b>	25.504	34.098	33.097	31.700	194.9								
5	<b>1'41.106</b>	25.423	14.702	30.225	30.756	288.3								
6	<b>1'40.998</b>	25.334	14.651	30.151	30.862	290.8								
7	7'56.962 P	27.535	15.002	31.043	6'43.382	288.1								
8	1'56.192	39.029	15.092	30.933	31.138	286.6								
9	<b>1'40.993</b>	25.414	14.688	30.230	30.661	288.1								
10	<b>1'40.347</b>	25.103	14.583	30.005	30.656	288.9								
11	11'11.183 P	27.791	15.137	31.131	9'57.124	283.3								
12	1'53.137	35.734	15.069	31.059	31.275	287.9								
13	<b>1'40.602</b>	25.351	14.683	29.954	30.614	289.4								
14	<b>1'40.091</b>	24.995	14.536	29.990	30.570	291.4								
15	<b>1'40.150</b>	25.082	14.579	29.917	30.572	290.8								
16	<b>1'40.236</b>	25.024	14.571	30.077	30.564	290.8								
	PIT	25.210	14.630	31.214		290.2								
<b>13th</b>	<b>76</b>	<b>Loris BAZ</b> Athina Forward Racin FRA												
		Runs=3	Total laps=19	Full laps=14										
1	2'03.934	43.846	16.371	31.932	31.785	266.1								
2	<b>1'44.712</b>	26.656	15.402	30.883	31.771	278.9								
3	<b>1'42.438</b>	25.568	15.090	30.470	31.310	278.4								
4	<b>1'42.082</b>	25.525	14.948	30.406	31.203	276.7								
5	<b>1'45.001</b>	26.459	15.607	31.604	31.331	273.0								
6	<b>1'42.731</b>	25.395	14.875	31.360	31.101	279.0								
7	<b>1'41.836</b>	25.651	14.859	30.295	31.031	278.0								
8	<b>1'41.406</b>	25.298	14.899	30.239	30.970	277.3								
9	9'29.160 P	27.164	15.869	32.055	8'14.072	261.4								
10	1'56.627	38.088	15.481	31.514	31.544	273.1								
11	<b>1'41.335</b>	25.223	14.904	30.187	31.021	278.8								
12	<b>1'41.303</b>	25.251	14.873	30.242	30.937	279.8								
13	<b>1'44.091</b>	27.976	14.934	30.110	31.071	276.2								
14	7'08.925 P													
15	1'48.984	30.196	15.304	31.336	32.148	277.1								
16	<b>1'40.092</b>	25.094	14.575	29.715	30.708	280.9								
17	<b>1'40.265</b>	25.020	14.648	30.014	30.583	283.4								
18	<b>1'48.917</b>	25.451	17.031	32.508	33.927	183.1								
19	<b>1'41.350</b>	25.310	14.721	30.233	31.086	280.3								
<b>14th</b>	<b>50</b>	<b>Eugene LAVERTY</b> Aspar MotoGP Team IRL												
		Runs=3	Total laps=20	Full laps=15										
1	2'20.494	51.880	17.835	36.306	34.473	246.5								
2	<b>1'45.745</b>	26.772	15.300	31.761	31.912	276.7								
3	<b>1'43.094</b>	25.916	14.959	30.746	31.473	276.6								
4	<b>1'42.199</b>	25.548	14.896	30.515	31.240	276.5								
5	<b>1'41.639</b>	25.423	14.777	30.300	31.139	278.0								
6	<b>1'41.377</b>	25.439	14.748	30.263	30.927	277.9								
7	8'02.836 P	27.485	16.794	31.784	6'46.773	214.4								
8	2'01.167	38.020	17.029	34.218	31.900	254.8								
9	<b>1'41.605</b>	25.502	14.866	30.342	30.895	275.5								
10	<b>1'41.051</b>	25.202	14.725	30.126	30.998	276.0								
11	<b>1'41.188</b>	25.236	14.664	30.205	31.083	277.4								
12	<b>1'41.304</b>	25.316	14.761	30.122	31.105	275.8								
13	4'52.479 P	27.674	15.623	32.301	3'36.881	272.1								
14	1'58.752	38.281	16.729	31.981	31.761	253.8								
15	<b>1'40.114</b>	25.106	14.697	29.650	30.661	278.1								
16	<b>1'40.509</b>	25.035	14.637	30.041	30.796	276.9								
17	<b>1'51.426</b>	29.737	18.321	32.361	31.007	241.6								
18	<b>1'40.624</b>	25.137	14.658	29.944	30.885	277.0								
19	<b>1'55.797</b>	32.808	17.279	33.883	31.827	166.4								
<b>15th</b>	<b>9</b>	<b>Daniilo PETRUCCI</b> Pramac Racing ITA												
		Runs=3	Total laps=19	Full laps=14										
1	1'59.713	40.880	15.994	31.356	31.483	278.9								
2	<b>1'41.368</b>	25.595	14.639	30.285	30.849	287.0								
3	<b>1'40.917</b>	25.293	14.627	30.337	30.660	285.4								
4	<b>1'40.782</b>	25.245	14.680	30.086	30.771	286.7								
5	<b>1'40.553</b>	25.213	14.640	29.906	30.794	286.8								
6	<b>1'47.112</b>	26.480	16.190	30.852	33.590	271.4								
7	9'44.870 P	25.266	14.909	32.060	8'32.635	280.5								
8	1'45.746	30.078	14.756	30.096	30.816	285.4								
9	<b>1'40.365</b>	25.075	14.639	29.963	30.688	288.0								
10	<b>1'40.678</b>	25.171	14.678	30.051	30.778	286.3								
11	<b>1'46.351</b>	25.236	14.737	32.507	33.871	286.1								
12	<b>1'41.341</b>	25.455	14.736	30.195	30.955	286.9								
13	<b>1'41.219</b>	25.313	14.832	30.249	30.825	285.3								
14	6'35.419 P	26.707	16.873	31.798	5'20.041	213.5								
15	1'47.158	30.847	15.000	30.428	30.883	283.5								
16	<b>1'40.508</b>	25.149	14.686	29.993	30.680	286.3								
17	<b>1'40.691</b>	25.202	14.638	30.034	30.817	288.2								
18	<b>1'41.182</b>	25.326	14.703	30.255	30.898	288.1								
19	<b>1'41.197</b>	25.297	14.811	30.229	30.860	285.4								
<b>16th</b>	<b>38</b>	<b>Bradley SMITH</b> Monster Yamaha Tec GBR												
		Runs=3	Total laps=21	Full laps=15										
1	2'27.034	1'07.071	15.662	32.434	31.867	277.9								
2	<b>1'46.210</b>	28.842	14.984	31.046	31.338	285.9								
3	<b>1'42.215</b>	25.641	15.001	30.543	31.030	280.4								
4	<b>1'41.491</b>	25.470	14.756	30.327	30.938	283.9								
5	<b>1'41.115</b>	25.367	14.726	30.301	30.721	286.0								
6	<b>1'40.823</b>	25.261	14.621	30.239	30.702	286.3								
7	<b>1'40.878</b>	25.343	14.553	30.219	30.763	290.4								
8	7'11.979 P	30.858	15.250	31.414	5'54.457	276.6								
9	1'47.731	30.207	14.928	31.299	31.297	285.6								
10	<b>1'41.329</b>	25.408	14.729	30.237	30.955	286.0								
11	<b>1'40.841</b>	25.165	14.675	30.158	30.843	286.4								
12	<b>1'40.939</b>	25.311	14.661	30.033	30.934	285.7								
13	<b>1'40.810</b>	25.199	14.668	30.025	30.918	285.9								
14	5'35.628 P	27.112	14.983	30.854	4'22.679	279.0								
15	1'48.026	31.222	14.974	30.575	31.255	283.0								
16	<b>1'41.352</b>	25.379	14.804	30.325	30.844	283.8								
17	<b>1'40.843</b>	25.183	14.680	30.133	30.847	285.1								
18	<b>1'40.822</b>	25.271	14.662	30.055	30.834	287.8								
19	<b>1'40.685</b>	25.215	14.652	30.025	30.793	286.6								
20	<b>1'40.392</b>	25.276	14.594	29.884	30.638	286.8								
	PIT	31.177	15.514	32.353		275.7								
<b>17th</b>	<b>69</b>	<b>Nicky HAYDEN</b> Aspar MotoGP Team USA												
		Runs=3	Total laps=19	Full laps=14										
1	2'27.872	1'06.537	15.788	33.026	32.521	272.3								
2	<b>1'43.590</b>	26.335	14.902	30.974	31.379	279.5								
3	<b>1'42.208</b>	25.701	14.662	30.733	31.112	279.7								
4	<b>1'41.419</b>	25.309	14.581	30.224	31.305	280.0								
5	<b>1'44.121</b>	25.882	15.101	30.925	32.213	276.9								
6	<b>1'41.852</b>	25.410	14.760</											

# Free Practice Nr. 1

# MotoGP

Lap	Lap Time	T1	T2	T3	T4	Speed	Lap	Lap Time	T1	T2	T3	T4	Speed
14	7'23.241 P	25.912	15.122	31.147	6'11.060	275.9	13	1'41.293	25.436	14.641	30.304	30.912	286.4
15	1'48.156	31.125	15.090	30.784	31.157	274.8	14	1'41.141	25.296	14.669	30.220	30.956	291.4
16	1'40.637	25.132	14.684	29.930	30.891	277.9	15	6'30.343 P	26.469	15.582	32.504	5'15.788	273.4
17	1'40.521	25.059	14.682	29.891	30.889	277.2	16	2'08.151	36.015	15.614	33.217	43.305	278.6
18	1'42.678	25.948	14.995	30.494	31.241	274.1	17	1'44.232	27.027	15.135	30.753	31.317	285.1
19	1'41.133	25.238	14.783	30.104	31.008	276.1	18	1'41.236	25.238	14.685	30.346	30.967	290.6
<b>18th 68 Yonny HERNANDEZ</b> Pramac Racing COL							<b>21st 43 Jack MILLER</b> CWM LCR Honda AUS						
Runs=5 Total laps=17 Full laps=8							Runs=4 Total laps=17 Full laps=10						
1	1'58.080	37.513	15.628	32.679	32.260	285.4	1	2'29.659	1'07.466	16.025	33.207	32.961	273.0
2	1'47.826	29.296	14.912	31.499	32.119	289.0	2	1'49.820	28.595	15.725	32.923	32.577	255.7
3	5'57.222 P	25.970	14.916	31.109	4'45.227	289.6	3	1'44.185	25.947	15.092	31.343	31.803	279.7
4	1'51.034	31.717	15.051	30.991	33.275	283.4	4	1'43.477	25.769	15.173	31.033	31.502	275.4
5	1'42.374	25.740	14.855	30.424	31.355	284.6	5	7'39.096 P	25.362	15.035	30.673	6'28.026	275.5
6	1'41.469	25.281	14.770	30.350	31.068	285.0	6	1'49.218	30.722	15.415	31.140	31.941	273.1
7	1'41.658	25.373	14.832	30.315	31.138	283.8	7	1'42.533	25.525	15.092	30.409	31.507	274.8
8	8'17.604 P	26.540	15.121	31.097	7'04.846	283.2	8	1'42.025	25.337	14.922	30.304	31.462	276.9
9	1'49.903	32.786	14.998	31.026	31.093	284.8	9	6'56.764 P	29.259	16.319	30.962	5'40.224	277.7
10	1'41.381	25.454	14.783	30.154	30.990	284.1	10	1'51.562	33.682	15.344	30.961	31.575	270.4
11	6'06.996 P	27.835	14.822	30.565	4'53.774	282.7	11	1'42.180	25.589	14.930	30.354	31.307	276.9
12	1'47.859	31.302	14.935	30.405	31.217	284.5	12	1'44.155	25.326	14.891	30.690	33.248	277.4
13	1'41.216	25.359	14.775	30.095	30.987	283.7	13	5'05.926 P	25.859	15.302	32.644	3'52.121	270.7
14	3'08.906 P	27.460	14.763	30.167	1'56.516	286.7	14	1'53.116	33.890	15.277	30.841	33.108	277.7
15	1'48.105	30.886	14.732	31.881	30.606	286.9	15	1'41.201	25.294	14.842	29.993	31.072	278.4
16	1'40.604	25.079	14.645	30.046	30.834	286.7	16	2'08.358	29.846	18.987	37.214	42.311	167.8
17	1'40.690	25.182	14.709	30.012	30.787	286.5	17	1'41.401	25.388	14.914	29.984	31.115	277.6
<b>19th 17 Karel ABRAHAM</b> AB Motoracing CZE							<b>22nd 19 Alvaro BAUTISTA</b> Aprilia Racing Team SPA						
Runs=3 Total laps=19 Full laps=14							Runs=4 Total laps=16 Full laps=9						
1	2'03.736	40.762	16.221	32.880	33.873	262.0	1	2'24.140	1'01.363	16.786	33.008	32.983	251.7
2	1'45.560	26.785	15.605	31.537	31.633	264.1	2	1'44.703	26.368	15.147	31.436	31.752	275.2
3	1'42.267	25.622	14.871	30.602	31.172	269.5	3	1'42.947	25.917	15.001	30.813	31.216	276.7
4	1'51.156	26.428	15.376	32.274	37.078	250.5	4	6'45.297 P	25.675	15.321			203.5
5	1'43.002	25.610	14.923	30.530	31.939	267.3	5	1'54.748	34.991	15.735	31.762	32.260	274.3
6	1'41.988	25.430	14.913	30.338	31.307	268.5	6	1'43.248	25.949	15.040	30.765	31.494	275.4
7	7'07.066 P	27.077	15.469	32.110	5'52.410	259.0	7	1'41.897	25.481	14.869	30.327	31.220	277.4
8	1'55.897	34.735	15.345	31.413	34.404	277.2	8	1'41.974	25.463	14.920	30.412	31.179	276.2
9	1'50.268	25.762	15.005	31.243	38.258	275.6	9	1'42.244	25.505	14.942	30.592	31.205	276.2
10	1'41.291	25.425	14.681	30.183	31.002	282.7	10	10'12.051 P	27.057	15.343	33.336	8'56.315	270.5
11	1'41.059	25.267	14.688	30.178	30.926	280.7	11	1'50.480	32.752	15.224	31.007	31.497	272.7
12	1'41.943	25.421	15.126	30.305	31.091	277.2	12	1'41.530	25.402	14.808	30.255	31.065	277.7
13	1'44.758	27.402	15.217	30.904	31.235	281.3	13	6'15.401 P	25.328	14.925	32.790	5'02.358	274.1
14	8'02.866 P	25.397	15.027	30.735	6'51.707	279.5	14	1'47.477	30.900	14.892	30.551	31.134	278.4
15	1'59.015	35.299	15.729	32.738	35.249	276.4	15	1'41.416	25.375	14.798	30.203	31.040	277.7
16	1'43.517	25.663	15.033	30.642	32.179	277.0	16	1'41.762	25.396	14.784	30.465	31.117	279.0
17	1'47.365	25.527	15.615	32.214	34.009	237.8	<b>23rd 63 Mike DI MEGLIO</b> Avintia Racing FRA						
18	1'41.739	25.479	14.829	30.362	31.069	278.4	Runs=4 Total laps=16 Full laps=10						
19	1'41.351	25.323	14.803	30.272	30.953	280.3	1	4'47.810 P	52.086	16.698	33.890	3'05.136	257.0
<b>20th 7 Hiroshi AOYAMA</b> Repsol Honda Team JPN							2	1'51.789	31.653	15.779	31.851	32.506	271.4
Runs=3 Total laps=19 Full laps=14							3	1'44.265	25.913	15.177	31.192	31.983	282.4
1	2'24.739	1'00.060	16.925	33.933	33.821	258.1	4	5'27.851 P	26.399	15.652	32.453	4'13.347	272.8
2	1'44.906	26.877	15.156	31.270	31.603	285.7	5	1'54.413	34.072	15.786	32.393	32.162	273.4
3	1'43.078	26.063	14.976	30.778	31.261	287.9	6	1'43.856	25.962	15.143	31.088	31.663	283.3
4	1'41.977	25.515	14.641	30.593	31.228	291.1	7	1'42.943	25.743	15.110	30.640	31.450	283.3
5	1'42.020	25.626	14.741	30.468	31.185	289.3	8	1'46.407	25.864	15.906	33.176	31.461	260.3
6	1'41.825	25.354	14.619	30.757	31.095	291.1	9	1'41.956	25.506	14.920	30.295	31.235	282.2
7	1'41.575	25.388	14.650	30.545	30.992	290.7	10	1'42.565	25.378	14.966	30.695	31.526	282.5
8	8'33.140 P	26.791	15.005	31.190	7'20.154	287.3	11	11'44.360 P	26.454	15.524	32.064	10'30.318	279.4
9	1'54.573	36.470	15.277	31.481	31.345	289.0	12	1'56.637	35.592	16.478	31.321	33.246	274.2
10	1'42.528	25.584	14.817	30.997	31.130	289.3	13	1'46.403	27.593	14.828	31.241	32.741	283.3
11	1'41.473	25.538	14.608	30.273	31.054	294.7	14	1'41.452	25.299	14.803	30.150	31.200	285.4
12	1'43.886	26.150	15.020	31.293	31.423	279.5							

**Fastest Lap:** Jorge LORENZO Movistar Yamaha Mot SPA 1'39.174 24.866 14.464 29.636 30.208

These data/results cannot be reproduced, stored and/or transmitted in whole or in part by any manner of electronic, mechanical, photocopying, recording, broadcasting or otherwise now known or herein after developed without the previous express consent by the copyright owner, except for reproduction in daily press and regular printed publications on sale to the public within 60 days of the event related to those data/results and always provided that copyright symbol appears together as follows below.  
© DORNA, 2015



## Free Practice Nr. 1

MotoGP

Lap	Lap Time	T1	T2	T3	T4	Speed	Lap	Lap Time	T1	T2	T3	T4	Speed
15	<b>1'52.695</b>	25.408	14.840	40.328	32.119	286.5							
16	<b>1'41.433</b>	25.282	14.814	30.276	31.061	285.8							

**24th 33** **Marco MELANDRI** Aprilia Racing Team ITA  
Runs=3 Total laps=17 Full laps=12

1	2'21.090	55.545	16.803	34.350	34.392	259.2							
2	<b>1'46.206</b>	26.912	15.370	31.809	32.115	279.5							
3	<b>1'43.768</b>	26.283	14.992	30.795	31.698	280.7							
4	<b>1'42.176</b>	25.548	14.759	30.649	31.220	281.4							
5	8'03.487 P	26.429	15.590	32.580	6'48.888	248.6							
6	2'04.056	41.875	16.327	32.615	33.239	270.3							
7	<b>1'44.997</b>	26.321	15.334	31.362	31.980	276.2							
8	10'17.902 P	26.000	15.654	31.919	9'04.329	273.4							
9	1'52.618	33.171	15.999	31.488	31.960	268.5							
10	<b>1'42.525</b>	25.742	15.047	30.510	31.226	274.9							
11	<b>1'44.905</b>	26.949	15.176	30.992	31.788	275.0							
12	<b>1'48.398</b>	27.541	14.935	33.846	32.076	279.9							
13	<b>1'42.076</b>	25.479	14.935	30.365	31.297	278.7							
14	<b>1'41.914</b>	25.457	14.890	30.408	31.159	279.3							
15	<b>1'51.194</b>	28.393	16.790	32.956	33.055	249.4							
16	<b>1'45.579</b>	25.954	15.378	32.684	31.563	274.0							
17	<b>1'42.134</b>	25.521	14.912	30.490	31.211	282.4							

**25th 15** **Alex DE ANGELIS** Octo IodaRacing Tea RSM  
Runs=3 Total laps=19 Full laps=14

1	2'18.767	52.125	17.502	34.952	34.188	243.9							
2	<b>1'48.015</b>	27.187	15.647	33.059	32.122	271.1							
3	<b>1'44.532</b>	26.120	14.971	31.664	31.777	274.9							
4	<b>1'43.336</b>	25.795	14.845	31.303	31.393	275.5							
5	<b>1'43.342</b>	25.853	14.800	31.383	31.306	278.2							
6	<b>1'42.917</b>	25.620	14.960	30.947	31.390	273.9							
7	8'49.618 P	33.462	15.825	32.272	7'28.059	260.3							
8	1'54.892	35.538	15.487	31.719	32.148	273.9							
9	<b>1'45.760</b>	28.137	15.029	30.851	31.743	275.0							
10	<b>1'43.519</b>	25.885	15.114	30.980	31.540	271.0							
11	<b>1'43.448</b>	25.648	15.134	31.013	31.653	270.4							
12	5'47.668 P	29.546	16.004	32.496	4'29.622	263.0							
13	1'50.722	32.646	15.293	31.177	31.606	271.6							
14	<b>1'42.333</b>	25.397	14.873	30.673	31.390	272.8							
15	<b>1'47.409</b>	25.559	17.053	33.253	31.544	254.9							
16	<b>1'43.190</b>	25.910	14.894	30.583	31.803	277.7							
17	<b>1'47.308</b>	30.012	14.972	30.817	31.507	274.1							
18	<b>1'47.447</b>	25.738	14.956	34.422	32.331	272.7							
19	<b>1'42.428</b>	25.593	14.960	30.674	31.201	274.1							

**Fastest Lap:** Jorge LORENZO Movistar Yamaha Mot SPA **1'39.174** 24.866 14.464 29.636 30.208

These data/results cannot be reproduced, stored and/or transmitted in whole or in part by any manner of electronic, mechanical, photocopying, recording, broadcasting or otherwise now known or herein after developed without the previous express consent by the copyright owner, except for reproduction in daily press and regular printed publications on sale to the public within 60 days of the event related to those data/results and always provided that copyright symbol appears together as follows below.  
© DORNA, 2015

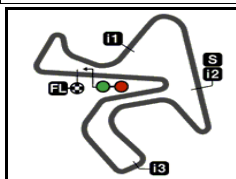
Official MotoGP Timing by **TISSOT**  
www.motogp.com

Jerez de la Frontera, Friday, May 01, 2015

Page 5 of 5



Circuito de Jerez



4423 m.

Results and timing service provided by TISSOT

MotoGP

## GRAN PREMIO bwin DE ESPAÑA

## Free Practice Nr. 1

## Best Partial Times

IT Ideal Lap Time, sum of the best partial times

BT Best Lap Time

T1		T2		T3		T4				IT	BT	
Pos	Rider	Time	Rider	Time	Rider	Time	Rider	Time	Pos	Rider	IT	BT
1	J.LORENZO	24.808	J.LORENZO	14.436	J.LORENZO	29.581	J.LORENZO	30.208	1	J.LORENZO	1'39.033	1'39.174 (1)
2	A.ESPARGARO	24.845	A.DOVIZIOSO	14.440	A.ESPARGARO	29.589	A.ESPARGARO	30.265	2	A.ESPARGAR	1'39.223	1'39.223 (2)
3	C.CRUTCHLOW	24.848	C.CRUTCHLOW	14.480	E.LAVERTY	29.650	P.ESPARGARO	30.449	3	P.ESPARGAR	1'39.519	1'39.871 (5)
4	M.MARQUEZ	24.865	H.BARBERA	14.505	P.ESPARGARO	29.673	A.DOVIZIOSO	30.451	4	C.CRUTCHLO	1'39.551	1'39.737 (3)
5	P.ESPARGARO	24.873	S.REDDING	14.522	S.REDDING	29.708	M.VIÑALES	30.474	5	A.DOVIZIOSO	1'39.662	1'39.742 (4)
6	S.BRADL	24.957	A.ESPARGARO	14.524	L.BAZ	29.715	V.ROSSI	30.480	6	V.ROSSI	1'39.684	1'39.872 (6)
7	V.ROSSI	24.959	P.ESPARGARO	14.524	V.ROSSI	29.718	C.CRUTCHLOW	30.494	7	M.MARQUEZ	1'39.766	1'39.914 (8)
8	H.BARBERA	24.985	V.ROSSI	14.527	C.CRUTCHLOW	29.729	A.IANNONE	30.564	8	L.BAZ	1'39.893	1'40.092 (13)
9	A.DOVIZIOSO	24.989	A.IANNONE	14.536	M.MARQUEZ	29.734	L.BAZ	30.583	9	S.REDDING	1'39.903	1'39.967 (10)
10	A.IANNONE	24.995	M.MARQUEZ	14.548	A.DOVIZIOSO	29.782	H.BARBERA	30.587	10	M.VIÑALES	1'39.909	1'39.909 (7)
11	L.BAZ	25.020	B.SMITH	14.553	S.BRADL	29.815	S.REDDING	30.587	11	H.BARBERA	1'39.931	1'39.937 (9)
12	M.VIÑALES	25.025	L.BAZ	14.575	M.VIÑALES	29.830	M.MARQUEZ	30.619	12	E.LAVERTY	1'39.983	1'40.114 (14)
13	E.LAVERTY	25.035	M.VIÑALES	14.580	H.BARBERA	29.854	B.SMITH	30.638	13	A.IANNONE	1'40.012	1'40.091 (12)
14	N.HAYDEN	25.059	N.HAYDEN	14.581	B.SMITH	29.884	D.PETRUCCI	30.660	14	S.BRADL	1'40.037	1'40.037 (11)
15	D.PETRUCCI	25.075	S.BRADL	14.597	N.HAYDEN	29.891	E.LAVERTY	30.661	15	B.SMITH	1'40.240	1'40.392 (16)
16	Y.HERNANDEZ	25.079	H.AOYAMA	14.608	D.PETRUCCI	29.906	S.BRADL	30.668	16	D.PETRUCCI	1'40.268	1'40.365 (15)
17	S.REDDING	25.086	D.PETRUCCI	14.627	A.IANNONE	29.917	Y.HERNANDEZ	30.787	17	N.HAYDEN	1'40.420	1'40.521 (17)
18	B.SMITH	25.165	E.LAVERTY	14.637	J.MILLER	29.984	N.HAYDEN	30.889	18	Y.HERNANDEZ	1'40.523	1'40.604 (18)
19	H.AOYAMA	25.238	Y.HERNANDEZ	14.645	Y.HERNANDEZ	30.012	H.AOYAMA	30.891	19	H.AOYAMA	1'40.957	1'41.064 (20)
20	K.ABRAHAM	25.267	K.ABRAHAM	14.681	M.DI MEGLIO	30.150	K.ABRAHAM	30.926	20	K.ABRAHAM	1'41.052	1'41.059 (19)
21	M.DI MEGLIO	25.282	M.MELANDRI	14.759	K.ABRAHAM	30.178	A.BAUTISTA	31.040	21	J.MILLER	1'41.192	1'41.201 (21)
22	J.MILLER	25.294	A.BAUTISTA	14.784	A.BAUTISTA	30.203	M.DI MEGLIO	31.061	22	M.DI MEGLIO	1'41.296	1'41.433 (23)
23	A.BAUTISTA	25.328	A.DE ANGELIS	14.800	H.AOYAMA	30.220	J.MILLER	31.072	23	A.BAUTISTA	1'41.355	1'41.416 (22)
24	A.DE ANGELIS	25.397	M.DI MEGLIO	14.803	M.MELANDRI	30.365	M.MELANDRI	31.159	24	M.MELANDRI	1'41.740	1'41.914 (24)

These data/results cannot be reproduced, stored and/or transmitted in whole or in part by any manner of electronic, mechanical, photocopying, recording, broadcasting or otherwise now known or herein after developed without the previous express consent by the copyright owner, except for reproduction in daily press and regular printed publications on sale to the public within 60 days of the event related to those data/results and always provided that copyright symbol appears together as follows below.


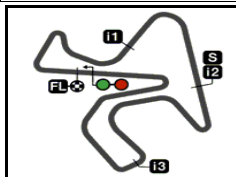
© DORNA, 2015

Official MotoGP Timing by TISSOT  
www.motogp.com





Circuito de Jerez

Results and timing service provided by  **TISSOT**

4423 m.

**GRAN PREMIO bwin DE ESPAÑA****Free Practice Nr. 1****Best Partial Times****MotoGP***IT* Ideal Lap Time, sum of the best partial times*BT* Best Lap Time


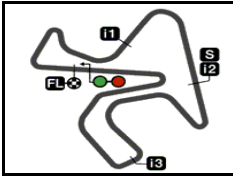
<i>Pos</i>	<i>T1</i>		<i>T2</i>		<i>T3</i>		<i>T4</i>		<i>Pos</i>	<i>Rider</i>	<i>IT</i>	<i>BT</i>
	<i>Rider</i>	<i>Time</i>	<i>Rider</i>	<i>Time</i>	<i>Rider</i>	<i>Time</i>	<i>Rider</i>	<i>Time</i>				
25	MELANDRI	25.457	MILLER	14.842	ANGELIS	30.583	ANGELIS	31.201	25	<b>ANGELIS</b>	1'41.981	1'42.333 (25)

These data/results cannot be reproduced, stored and/or transmitted in whole or in part by any manner of electronic, mechanical, photocopying, recording, broadcasting or otherwise now known or herein after developed without the previous express consent by the copyright owner, except for reproduction in daily press and regular printed publications on sale to the public within 60 days of the event related to those data/results and always provided that copyright symbol appears together as follows below.  
© DORNA, 2015

Official MotoGP Timing by **TISSOT**  
www.motogp.com




Circuito de Jerez

Results and timing service provided by **MotoGP**

4423 m.

**GRAN PREMIO bwin DE ESPAÑA****Free Practice Nr. 1****Fastest Laps Sequence**

<i>Practice Time</i>	 <i>Rider</i>	<i>Nation</i>	<i>Motorcycle</i>	<i>Time</i>	<i>Km/h</i>	<i>Rider's Lap</i>
<b>3'36.480</b>	99 <b>Jorge LORENZO</b>	SPA	YAMAHA	<b>1'42.255</b>	155.7	2
<b>3'41.081</b>	9 <b>Danilo PETRUCCI</b>	ITA	DUCATI	<b>1'41.368</b>	157.0	2
<b>5'17.302</b>	99 <b>Jorge LORENZO</b>	SPA	YAMAHA	<b>1'40.822</b>	157.9	3
<b>6'30.596</b>	46 <b>Valentino ROSSI</b>	ITA	YAMAHA	<b>1'40.514</b>	158.4	3
<b>6'56.935</b>	99 <b>Jorge LORENZO</b>	SPA	YAMAHA	<b>1'39.633</b>	159.8	4
<b>8'36.109</b>	99 <b>Jorge LORENZO</b>	SPA	YAMAHA	<b>1'39.174</b>	160.5	5

These data/results cannot be reproduced, stored and/or transmitted in whole or in part by any manner of electronic, mechanical, photocopying, recording, broadcasting or otherwise now known or herein after developed without the previous express consent by the copyright owner, except for reproduction in daily press and regular printed publications on sale to the public within 60 days of the event related to those data/results and always provided that copyright symbol appears together as follows below.

© DORNA, 2015

Official MotoGP Timing by **TISSOT**  
www.motogp.com

**Jerez de la Frontera, Friday, May 01, 2015**