

4423 m.

GRAN PREMIO bwin DE ESPAÑA

Qualifying Nr. 1

Classification

17

	Rider	Nation	Team	Motorcycle	Time	Lap	Total	Gap	Top Speed
1	9 Danilo PETRUCCI	ITA	Pramac Racing	DUCATI	1'39.250	6	6		290.4
2	68 Yonny HERNANDEZ	COL	Pramac Racing	DUCATI	1'39.427	7	7	0.177	0.177 290.1
3	8 Hector BARBERA	SPA	Avintia Racing	DUCATI	1'39.569	5	6	0.319	0.142 291.7
4	25 Maverick VIÑALES	SPA	Team SUZUKI ECSTAR	SUZUKI	1'39.603	3	7	0.353	0.034 280.3
5	19 Alvaro BAUTISTA	SPA	Aprilia Racing Team Gresini	APRILIA	1'39.612	6	8	0.362	0.009 277.4
6	7 Hiroshi AOYAMA	JPN	Repsol Honda Team	HONDA	1'39.866	6	8	0.616	0.254 289.9
7	50 Eugene LAVERTY	IRL	Aspar MotoGP Team	HONDA	1'39.974	6	8	0.724	0.108 280.8
8	69 Nicky HAYDEN	USA	Aspar MotoGP Team	HONDA	1'40.025	5	7	0.775	0.051 278.2
9	6 Stefan BRADL	GER	Athinà Forward Racing YAMAHA FORWARD	YAMAHA FORWARD	1'40.166	3	7	0.916	0.141 281.2
10	17 Karel ABRAHAM	CZE	AB Motoracing	HONDA	1'40.177	7	8	0.927	0.011 280.6
11	76 Loris BAZ	FRA	Athinà Forward Racing YAMAHA FORWARD	YAMAHA FORWARD	1'40.280	2	5	1.030	0.103 278.8
12	43 Jack MILLER	AUS	CWM LCR Honda	HONDA	1'40.365	3	8	1.115	0.085 280.2
13	63 Mike DI MEGLIO	FRA	Avintia Racing	DUCATI	1'40.817	2	4	1.567	0.452 286.6
14	15 Alex DE ANGELIS	RSM	Octo IodaRacing Team	ART	1'41.108	5	7	1.858	0.291 276.4
15	33 Marco MELANDRI	ITA	Aprilia Racing Team Gresini	APRILIA	1'41.273	2	6	2.023	0.165 281.3

Practice condition: Dry

Air: 31°

Humidity: 33%

Ground: 46°

Fastest Lap:	Lap: 6	Danilo PETRUCCI	1'39.250	160.4 Km/h
Circuit Record Lap:	2013	Jorge LORENZO	1'39.565	159.9 Km/h
Circuit Best Lap:	2014	Marc MARQUEZ	1'38.120	162.2 Km/h

The results are provisional until the end of the limit for protest and appeals.

Time limit for protest expires 30' after publication of the results - Mr. Time:

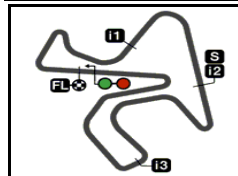
These data/results cannot be reproduced, stored and/or transmitted in whole or in part by any manner of electronic, mechanical, photocopying, recording, broadcasting or otherwise now known or herein after developed without the previous express consent by the copyright owner, except for reproduction in daily press and regular printed publications on sale to the public within 60 days of the event related to those data/results and always provided that copyright symbol appears together as follows below.

© DORNA, 2015

Official MotoGP Timing by TISSOT
www.motogp.com

Jerez de la Frontera, Saturday, May 02, 2015





4423 m.

GRAN PREMIO bwin DE ESPAÑA

Qualifying Nr. 1

Top Speed & Average

18



Rider	Nation	Motorcycle	Top 5 speeds					Average	Top
8 Hector BARBERA	SPA	DUCATI	291.7	288.0	287.5	286.6	241.5	279.1	291.7
9 Danilo PETRUCCI	ITA	DUCATI	290.4	290.4	268.3	226.8	224.8	260.1	290.4
68 Yonny HERNANDEZ	COL	DUCATI	290.1	289.1	288.3	287.7	286.0	287.9	290.1
7 Hiroshi AOYAMA	JPN	HONDA	289.9	289.0	288.9	288.6	286.7	288.6	289.9
63 Mike DI MEGLIO	FRA	DUCATI	286.6	283.7	280.2	263.4	229.2	268.6	286.6
33 Marco MELANDRI	ITA	APRILIA	281.3	278.9	278.6	277.4	271.4	277.5	281.3
6 Stefan BRADL	GER	YAMAHA FOR	281.2	280.7	280.6	279.6	272.2	278.9	281.2
50 Eugene LAVERTY	IRL	HONDA	280.8	280.1	279.5	279.0	278.4	279.6	280.8
17 Karel ABRAHAM	CZE	HONDA	280.6	280.0	278.4	277.8	274.8	278.3	280.6
25 Maverick VIÑALES	SPA	SUZUKI	280.3	279.6	279.1	278.6	277.3	279.0	280.3
43 Jack MILLER	AUS	HONDA	280.2	280.0	279.5	278.3	277.4	279.1	280.2
76 Loris BAZ	FRA	YAMAHA FOR	278.8	278.4	276.9	276.5	268.5	275.8	278.8
69 Nicky HAYDEN	USA	HONDA	278.2	277.9	277.4	276.2	275.8	277.1	278.2
19 Alvaro BAUTISTA	SPA	APRILIA	277.4	276.7	275.8	275.3	274.8	276.0	277.4
15 Alex DE ANGELIS	RSM	ART	276.4	275.7	275.0	274.3	273.0	274.9	276.4

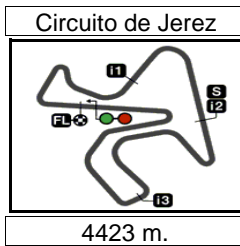
These data/results cannot be reproduced, stored and/or transmitted in whole or in part by any manner of electronic, mechanical, photocopying, recording, broadcasting or otherwise now known or herein after developed without the previous express consent by the copyright owner, except for reproduction in daily press and regular printed publications on sale to the public within 60 days of the event related to those data/results and always provided that copyright symbol appears together as follows below.

© DORNA, 2015

Official MotoGP Timing by TISSOT
www.motogp.com



Jerez de la Frontera, Saturday, May 02, 2015



Results and timing service provided by TISSOT

MotoGP

GRAN PREMIO bwin DE ESPAÑA

Qualifying Nr. 1

Chronological Analysis of Performances

19

					T1 Time from finish line to 1st intermediate		T2 Time from 1st intermed. to 2nd intermed.		T3 Time from 2nd intermed. to 3rd intermed.		T4 Time from 3rd intermediate to finish line		
Lap	Lap Time	T1	T2	T3	T4	Speed	Lap	Lap Time	T1	T2	T3	T4	Speed
1st	9	Danilo PETRUCCI Pramac Racing ITA			Runs=2	Total laps=7	Full laps=3						
1	2'09.122	33.628	15.873	44.204	35.417	194.5							
2	1'45.588	25.195	15.638	33.507	31.248	224.8							
3	1'39.594	24.892	14.461	29.719	30.522	290.4							
4	4'23.203 P	27.809	16.004	33.016	3'06.374	226.8							
5	2'16.121	41.562	23.088	40.155	31.316	109.6							
6	1'39.250	24.851	14.435	29.579	30.385	290.4							
PIT		28.346	15.242	31.235		268.3							
6th	7	Hiroshi AOYAMA Repsol Honda Team JPN			Runs=2	Total laps=8	Full laps=5						
1	2'20.574	1'01.090	15.567	32.650	31.267	270.2							
2	1'40.271	25.149	14.623	29.917	30.582	288.9							
3	1'40.204	24.997	14.546	29.993	30.668	289.9							
4	2'57.211 P	26.334	14.821	30.536	1'45.520	286.7							
5	1'46.974	30.192	15.094	30.761	30.927	278.9							
6	1'39.866	25.050	14.538	29.809	30.469	289.0							
7	1'45.508	25.915	15.198	33.511	30.884	280.2							
8	1'40.077	25.031	14.642	29.846	30.558	288.6							
2nd	68	Yonny HERNANDEZ Pramac Racing COL			Runs=2	Total laps=8	Full laps=4						
1	2'22.229	1'03.992	15.828	31.484	30.925	266.1							
2	1'39.694	24.937	14.574	29.738	30.445	288.3							
3	1'39.902	25.005	14.548	29.807	30.542	289.1							
4	3'02.887 P	26.046	14.595	30.827	1'51.419	290.1							
5	2'11.273	28.687	15.092	42.334	45.160	286.0							
6	1'44.241	26.464	15.295	31.178	31.304	281.1							
7	1'39.427	24.869	14.464	29.620	30.474	287.7							
PIT		25.017	14.563	30.497		286.0							
7th	50	Eugene LAVERTY Aspar MotoGP Team IRL			Runs=2	Total laps=8	Full laps=5						
1	2'16.959	57.833	16.656	31.333	31.137	256.9							
2	1'40.081	24.925	14.702	29.804	30.650	279.0							
3	1'40.246	24.956	14.631	29.834	30.825	280.8							
4	3'44.870 P	27.150	14.986	31.454	2'31.280	275.8							
5	1'50.536	33.626	15.214	30.677	31.019	272.3							
6	1'39.974	24.967	14.566	29.782	30.659	280.1							
7	1'40.087	25.028	14.604	29.788	30.667	279.5							
8	1'40.428	24.972	14.639	30.039	30.778	278.4							
3rd	8	Hector BARBERA Avintia Racing SPA			Runs=2	Total laps=6	Full laps=3						
1	2'11.420	43.299	15.504	40.268	32.349	241.5							
2	1'39.887	24.942	14.631	29.864	30.450	287.5							
3	6'05.844 P	25.360	14.931	30.688	4'54.865	288.0							
4	2'09.952	33.928	20.559	36.840	38.625	136.2							
5	1'39.569	24.943	14.489	29.709	30.428	291.7							
6	1'40.090	24.865	14.702	29.926	30.597	286.6							
8th	69	Nicky HAYDEN Aspar MotoGP Team USA			Runs=2	Total laps=7	Full laps=4						
1	4'10.272	2'52.387	15.342	31.121	31.422	272.4							
2	1'40.893	25.197	14.771	29.922	31.003	276.2							
3	3'36.091 P	25.225	14.916	30.952	2'24.998	277.4							
4	1'47.248	30.677	15.134	30.445	30.992	272.2							
5	1'40.025	24.894	14.630	29.735	30.766	278.2							
6	1'40.996	25.196	14.806	29.976	31.018	275.8							
7	1'41.461	25.365	14.782	30.173	31.141	277.9							
4th	25	Maverick VIÑALES Team SUZUKI ECST SPA			Runs=2	Total laps=7	Full laps=4						
1	3'05.278	1'47.045	15.527	31.457	31.249	264.5							
2	1'39.841	25.025	14.571	29.722	30.523	278.6							
3	1'39.603	24.931	14.505	29.741	30.426	280.3							
4	3'28.960 P	27.007	14.812	30.632	2'16.509	277.3							
5	2'16.090	43.027	17.854	44.001	31.208	125.2							
6	1'46.292	24.897	14.495	29.799	37.101	279.6							
7	1'41.019	25.256	14.563	29.662	31.538	279.1							
9th	6	Stefan BRADL Athina Forward Racin GER			Runs=2	Total laps=7	Full laps=4						
1	2'23.622	1'02.502	15.713	34.393	31.014	266.8							
2	1'40.245	25.048	14.665	29.888	30.644	281.2							
3	1'40.166	24.948	14.646	29.884	30.688	280.7							
4	4'29.264 P	26.947	15.373	31.386	3'15.558	272.2							
5	1'48.996	32.545	14.940	30.498	31.013	279.6							
6	1'52.087	33.432	16.460	31.336	30.859	185.9							
7	1'40.421	25.189	14.669	29.896	30.667	280.6							
5th	19	Alvaro BAUTISTA Aprilia Racing Team SPA			Runs=2	Total laps=8	Full laps=5						
1	2'02.501	42.571	15.314	33.489	31.127	247.6							
2	1'40.422	25.102	14.703	30.000	30.617	273.4							
3	1'40.399	25.143	14.684	29.964	30.608	274.8							
4	3'00.363 P	27.063	15.087	30.623	1'47.590	272.1							
5	1'51.778	35.735	14.977	30.174	30.892	275.3							
6	1'39.612	24.955	14.508	29.694	30.455	277.4							
7	1'41.433	25.972	14.688	30.000	30.773	275.8							
8	1'40.410	25.093	14.657	29.973	30.687	276.7							
10th	17	Karel ABRAHAM AB Motoracing CZE			Runs=2	Total laps=8	Full laps=5						
1	2'07.073	32.249	15.398	44.377	35.049	265.9							
2	1'40.743	25.339	14.658	30.106	30.640	280.0							
3	3'05.053 P	26.074	14.909	32.606	1'51.464	274.8							
4	1'56.057	36.623	15.571	31.590	32.273	273.2							
5	1'58.301	25.293	14.649	35.010	43.349	280.6							
6	1'40.652	25.223	14.629	29.872	30.928	278.4							
7	1'40.177	24.935	14.633	29.849	30.760	277.8							

Fastest Lap: Danilo PETRUCCI Pramac Racing ITA **1'39.250** 24.851 14.435 29.579 30.385

These data/results cannot be reproduced, stored and/or transmitted in whole or in part by any manner of electronic, mechanical, photocopying, recording, broadcasting or otherwise now known or herein after developed without the previous express consent by the copyright owner, except for reproduction in daily press and regular printed publications on sale to the public within 60 days of the event related to those data/results and always provided that copyright symbol appears together as follows below.
© DORNA, 2015



Qualifying Nr. 1

MotoGP

Lap	Lap Time	T1	T2	T3	T4	Speed	Lap	Lap Time	T1	T2	T3	T4	Speed
-----	----------	----	----	----	----	-------	-----	----------	----	----	----	----	-------

8	1'52.760	30.416	15.159	32.043	35.142	265.2
---	-----------------	--------	--------	--------	--------	-------

11th 76 **Loris BAZ** Athina Forward Racin FRA
Runs=2 Total laps=6 Full laps=2

1	2'06.460	34.018	15.526	43.959	32.957	207.9
2	1'40.280	25.124	14.722	29.936	30.498	276.9
3	6'24.900 P	27.573	15.352	34.859	5'07.116	268.5
4	1'51.281	34.620	14.960	30.629	31.072	278.4
5	1'40.308	24.991	14.695	30.029	30.593	276.5
	PIT	30.754	16.934	31.693		278.8

12th 43 **Jack MILLER** CWM LCR Honda AUS
Runs=2 Total laps=8 Full laps=5

1	2'18.901	55.521	19.425	32.319	31.636	173.8
2	1'40.630	25.179	14.810	29.925	30.716	278.3
3	1'40.365	24.975	14.740	29.892	30.758	280.2
4	3'07.530 P	26.924	14.970	30.749	1'54.887	280.0
5	2'05.505	31.001	15.552	34.602	44.350	274.9
6	1'41.040	25.354	14.771	30.089	30.826	277.4
7	1'40.890	25.070	14.867	29.991	30.962	279.5
8	1'56.108	28.568	16.820	35.153	35.567	205.9

13th 63 **Mike DI MEGLIO** Avintia Racing FRA
Runs=2 Total laps=5 Full laps=1

1	4'45.282	3'19.223	19.386	31.855	34.818	229.2
2	1'40.817	25.325	14.638	30.037	30.817	286.6
3	5'59.476 P	25.921	14.771	30.639	4'48.145	283.7
4	1'50.013	30.835	15.280	31.808	32.090	280.2
	PIT	45.984	15.535	31.881		263.4

14th 15 **Alex DE ANGELIS** Octo IodaRacing Tea RSM
Runs=2 Total laps=7 Full laps=4

1	2'09.629	34.333	15.346	44.461	35.489	236.3
2	1'41.482	25.374	14.827	30.393	30.888	274.3
3	4'27.958 P	25.654	15.435	30.981	3'15.888	267.5
4	1'57.053	40.284	15.404	30.427	30.938	273.0
5	1'41.108	25.176	14.717	30.319	30.896	275.0
6	1'57.697	35.643	14.724	36.321	31.009	276.4
7	1'41.292	25.310	14.728	30.340	30.914	275.7

15th 33 **Marco MELANDRI** Aprilia Racing Team ITA
Runs=2 Total laps=7 Full laps=3

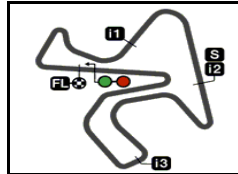
1	2'03.070	35.659	15.189	39.152	33.070	271.1
2	1'41.273	25.344	14.878	30.199	30.852	278.9
3	4'41.222 P	31.241	17.288	33.569	3'19.124	271.4
4	1'53.594	36.472	15.200	30.748	31.174	277.4
5	1'46.531	25.169	14.671	33.733	32.958	281.3
6	1'41.665	25.436	14.819	30.411	30.999	278.6
	PIT	36.082	17.824	35.790		216.5

Fastest Lap: Danilo PETRUCCI Pramac Racing ITA **1'39.250** 24.851 14.435 29.579 30.385

These data/results cannot be reproduced, stored and/or transmitted in whole or in part by any manner of electronic, mechanical, photocopying, recording, broadcasting or otherwise now known or herein after developed without the previous express consent by the copyright owner, except for reproduction in daily press and regular printed publications on sale to the public within 60 days of the event related to those data/results and always provided that copyright symbol appears together as follows below.
© DORNA, 2015

Official MotoGP Timing by TISSOT
www.motogp.com





4423 m.

GRAN PREMIO bwin DE ESPAÑA

After the Qualifying Nr. 1

Event Best Maximum Speed

MotoGP



Rider	Nation Team	Motorcycle	Km/h	
29 Andrea IANNONE	ITA Ducati Team	DUCATI	294.9	Free Practice
7 Hiroshi AOYAMA	JPN Repsol Honda Team	HONDA	294.7	Free Practice
4 Andrea DOVIZIOSO	ITA Ducati Team	DUCATI	294.3	Free Practice
8 Hector BARBERA	SPA Avintia Racing	DUCATI	293.6	Free Practice
93 Marc MARQUEZ	SPA Repsol Honda Team	HONDA	292.8	Free Practice
68 Yonny HERNANDEZ	COL Pramac Racing	DUCATI	292.8	Free Practice
45 Scott REDDING	GBR EG 0,0 Marc VDS	HONDA	291.6	Free Practice
44 PoI ESPARGARO	SPA Monster Yamaha Tech 3	YAMAHA	291.1	Free Practice
99 Jorge LORENZO	SPA Movistar Yamaha MotoGP	YAMAHA	291.0	Free Practice
38 Bradley SMITH	GBR Monster Yamaha Tech 3	YAMAHA	290.4	Free Practice
9 Danilo PETRUCCI	ITA Pramac Racing	DUCATI	290.4	Qualifying Nr
35 Cal CRUTCHLOW	GBR CWM LCR Honda	HONDA	290.0	Free Practice
63 Mike DI MEGLIO	FRA Avintia Racing	DUCATI	289.9	Free Practice
6 Stefan BRADL	GER Athinà Forward Racing	YAMAHA FORWARD	289.6	Free Practice
46 Valentino ROSSI	ITA Movistar Yamaha MotoGP	YAMAHA	288.9	Free Practice
43 Jack MILLER	AUS CWM LCR Honda	HONDA	284.7	Free Practice
17 Karel ABRAHAM	CZE AB Motoracing	HONDA	284.5	Free Practice
25 Maverick VIÑALES	SPA Team SUZUKI ECSTAR	SUZUKI	284.4	Free Practice
41 Aleix ESPARGARO	SPA Team SUZUKI ECSTAR	SUZUKI	283.5	Free Practice
76 Loris BAZ	FRA Athinà Forward Racing	YAMAHA FORWARD	283.4	Free Practice
50 Eugene LAVERTY	IRL Aspar MotoGP Team	HONDA	282.9	Free Practice
33 Marco MELANDRI	ITA Aprilia Racing Team Gresini	APRILIA	282.8	Free Practice
19 Alvaro BAUTISTA	SPA Aprilia Racing Team Gresini	APRILIA	280.9	Free Practice
69 Nicky HAYDEN	USA Aspar MotoGP Team	HONDA	280.4	Free Practice
15 Alex DE ANGELIS	RSM Octo IodaRacing Team	ART	279.7	Free Practice

These data/results cannot be reproduced, stored and/or transmitted in whole or in part by any manner of electronic, mechanical, photocopying, recording, broadcasting or otherwise now known or herein after developed without the previous express consent by the copyright owner, except for reproduction in daily press and regular printed publications on sale to the public within 60 days of the event related to those data/results and always provided that copyright symbol appears together as follows below.

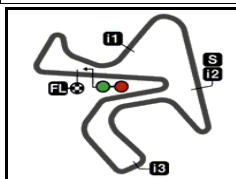
© DORNA, 2015

Official MotoGP Timing by TISSOT
www.motogp.com



Jerez de la Frontera, Saturday, May 02, 2015

Circuito de Jerez



4423 m.

Results and timing service provided by TISSOT

MotoGP

GRAN PREMIO bwin DE ESPAÑA

Qualifying Nr. 1

Best Partial Times

IT Ideal Lap Time, sum of the best partial times

BT Best Lap Time

Pos	T1		T2		T3		T4		Pos	Rider	IT	BT	
	Rider	Time	Rider	Time	Rider	Time	Rider	Time					
1	D.PETRUCCI	24.851	D.PETRUCCI	14.435	D.PETRUCCI	29.579	D.PETRUCCI	30.385	1	D.PETRUCCI	1'39.250	1'39.250	(1)
2	H.BARBERA	24.865	Y.HERNANDEZ	14.464	Y.HERNANDEZ	29.620	M.VIÑALES	30.426	2	Y.HERNANDEZ	1'39.398	1'39.427	(2)
3	Y.HERNANDEZ	24.869	H.BARBERA	14.489	M.VIÑALES	29.662	H.BARBERA	30.428	3	M.VIÑALES	1'39.480	1'39.603	(4)
4	N.HAYDEN	24.894	M.VIÑALES	14.495	A.BAUTISTA	29.694	Y.HERNANDEZ	30.445	4	H.BARBERA	1'39.491	1'39.569	(3)
5	M.VIÑALES	24.897	A.BAUTISTA	14.508	H.BARBERA	29.709	A.BAUTISTA	30.455	5	A.BAUTISTA	1'39.612	1'39.612	(5)
6	E.LAVERTY	24.925	H.AOYAMA	14.538	N.HAYDEN	29.735	H.AOYAMA	30.469	6	H.AOYAMA	1'39.813	1'39.866	(6)
7	K.ABRAHAM	24.935	E.LAVERTY	14.566	E.LAVERTY	29.782	L.BAZ	30.498	7	E.LAVERTY	1'39.923	1'39.974	(7)
8	S.BRADL	24.948	K.ABRAHAM	14.629	H.AOYAMA	29.809	K.ABRAHAM	30.640	8	N.HAYDEN	1'40.025	1'40.025	(8)
9	A.BAUTISTA	24.955	N.HAYDEN	14.630	K.ABRAHAM	29.849	S.BRADL	30.644	9	K.ABRAHAM	1'40.053	1'40.177	(10)
10	J.MILLER	24.975	M.DI MEGLIO	14.638	S.BRADL	29.884	E.LAVERTY	30.650	10	L.BAZ	1'40.120	1'40.280	(11)
11	L.BAZ	24.991	S.BRADL	14.646	J.MILLER	29.892	J.MILLER	30.716	11	S.BRADL	1'40.122	1'40.166	(9)
12	H.AOYAMA	24.997	M.MELANDRI	14.671	L.BAZ	29.936	N.HAYDEN	30.766	12	J.MILLER	1'40.323	1'40.365	(12)
13	M.MELANDRI	25.169	L.BAZ	14.695	M.DI MEGLIO	30.037	M.DI MEGLIO	30.817	13	M.DI MEGLIO	1'40.817	1'40.817	(13)
14	A.DE ANGELIS	25.176	A.DE ANGELIS	14.717	M.MELANDRI	30.199	M.MELANDRI	30.852	14	M.MELANDRI	1'40.891	1'41.273	(15)
15	M.DI MEGLIO	25.325	J.MILLER	14.740	A.DE ANGELIS	30.319	A.DE ANGELIS	30.888	15	A.DE ANGELIS	1'41.100	1'41.108	(14)


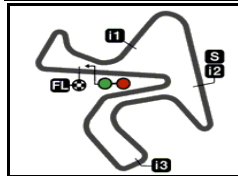
These data/results cannot be reproduced, stored and/or transmitted in whole or in part by any manner of electronic, mechanical, photocopying, recording, broadcasting or otherwise now known or herein after developed without the previous express consent by the copyright owner, except for reproduction in daily press and regular printed publications on sale to the public within 60 days of the event related to those data/results and always provided that copyright symbol appears together as follows below.

© DORNA, 2015

Official MotoGP Timing by TISSOT
www.motogp.com



Circuito de Jerez

Results and timing service provided by  TISSOT


4423 m.

GRAN PREMIO bwin DE ESPAÑA

Qualifying Nr. 1

Fastest Laps Sequence

MotoGP

<i>Practice Time</i>	 <i>Rider</i>	<i>Nation</i>	<i>Motorcycle</i>	<i>Time</i>	<i>Km/h</i>	<i>Rider's Lap</i>
3'42.923	19 Alvaro BAUTISTA	SPA	APRILIA	1'40.422	158.5	2
3'46.740	76 Loris BAZ	FRA	YAMAHA FORWARD	1'40.280	158.7	2
3'51.307	8 Hector BARBERA	SPA	DUCATI	1'39.887	159.4	2
4'01.923	68 Yonny HERNANDEZ	COL	DUCATI	1'39.694	159.7	2
5'34.304	9 Danilo PETRUCCI	ITA	DUCATI	1'39.594	159.8	3
13'46.672	8 Hector BARBERA	SPA	DUCATI	1'39.569	159.9	5
13'52.878	9 Danilo PETRUCCI	ITA	DUCATI	1'39.250	160.4	6

These data/results cannot be reproduced, stored and/or transmitted in whole or in part by any manner of electronic, mechanical, photocopying, recording, broadcasting or otherwise now known or herein after developed without the previous express consent by the copyright owner, except for reproduction in daily press and regular printed publications on sale to the public within 60 days of the event related to those data/results and always provided that copyright symbol appears together as follows below.

© DORNA, 2015

Official MotoGP Timing by TISSOT
www.motogp.com

Jerez de la Frontera, Saturday, May 02, 2015

