


4005 m.

GP MOTUL DE LA COMUNITAT VALENCIANA

Free Practice Nr. 2

Classification

6

	Rider	Nation	Team	Motorcycle	Time	Lap	Total	Gap	Top Speed
1	12 Thomas LUTHI	SWI	Derendinger Racing Interwetten	KALEX	1'35.560	16	18		266.5
2	1 Tito RABAT	SPA	EG 0,0 Marc VDS	KALEX	1'35.834	19	26	0.274 0.274	265.4
3	22 Sam LOWES	GBR	Speed Up Racing	SPEED UP	1'35.902	21	21	0.342 0.068	263.1
4	94 Jonas FOLGER	GER	AGR Team	KALEX	1'36.049	18	18	0.489 0.147	261.7
5	60 Julian SIMON	SPA	QMMF Racing Team	SPEED UP	1'36.224	12	20	0.664 0.175	268.9
6	39 Luis SALOM	SPA	Paginas Amarillas HP 40	KALEX	1'36.262	22	22	0.702 0.038	272.6
7	30 Takaaki NAKAGAMI	JPN	IDEMITSU Honda Team Asia	KALEX	1'36.273	14	24	0.713 0.011	265.4
8	11 Sandro CORTESE	GER	Dynavolt Intact GP	KALEX	1'36.341	16	18	0.781 0.068	265.4
9	73 Alex MARQUEZ	SPA	EG 0,0 Marc VDS	KALEX	1'36.376	14	16	0.816 0.035	267.3
10	5 Johann ZARCO	FRA	Ajo Motorsport	KALEX	1'36.409	13	20	0.849 0.033	262.6
11	40 Alex RINS	SPA	Paginas Amarillas HP 40	KALEX	1'36.439	8	16	0.879 0.030	267.9
12	21 Franco MORBIDELLI	ITA	Italtrans Racing Team	KALEX	1'36.452	18	19	0.892 0.013	263.7
13	3 Simone CORSI	ITA	Forward Racing	KALEX	1'36.527	16	17	0.967 0.075	264.5
14	7 Lorenzo BALDASSARRI	ITA	Forward Racing	KALEX	1'36.540	20	20	0.980 0.013	261.8
15	49 Axel PONS	SPA	AGR Team	KALEX	1'36.601	18	23	1.041 0.061	265.9
16	88 Ricard CARDUS	SPA	JPMoto Malaysia	SUTER	1'36.679	23	24	1.119 0.078	268.3
17	23 Marcel SCHROTTER	GER	Tech 3	TECH 3	1'36.783	19	22	1.223 0.104	261.7
18	36 Mika KALLIO	FIN	QMMF Racing Team	SPEED UP	1'36.809	19	19	1.249 0.026	267.1
19	25 Azlan SHAH	MAL	IDEMITSU Honda Team Asia	KALEX	1'36.874	18	20	1.314 0.065	267.0
20	19 Xavier SIMEON	BEL	Federal Oil Gresini Moto2	KALEX	1'36.978	18	19	1.418 0.104	263.0
21	90 Lucas MAHIAS	FRA	Promoto Sport	TRANSFORMERS	1'36.979	16	18	1.419 0.001	260.2
22	57 Edgar PONS	SPA	Italtrans Racing Team	KALEX	1'37.052	5	21	1.492 0.073	265.6
23	96 Louis ROSSI	FRA	Tasca Racing Scuderia Moto2	TECH 3	1'37.056	20	21	1.496 0.004	267.4
24	10 Thitipong WAROKORN	THA	APH PTT The Pizza SAG	KALEX	1'37.109	20	22	1.549 0.053	261.6
25	55 Hafizh SYAHRIN	MAL	Petronas Raceline Malaysia	KALEX	1'37.117	23	23	1.557 0.008	264.2
26	70 Robin MULHAUSER	SWI	Technomag Racing Interwetten	KALEX	1'37.117	19	22	1.557	266.3
27	97 Xavi VIERGE	SPA	Tech 3	TECH 3	1'37.168	23	24	1.608 0.051	262.7
28	4 Randy KRUMMENACHER	SWI	JIR Racing Team	KALEX	1'37.272	15	21	1.712 0.104	263.2
29	77 Dominique AEGERTER	SWI	Technomag Racing Interwetten	KALEX	1'37.348	6	20	1.788 0.076	268.8
30	66 Florian ALT	GER	E-Motion IodaRacing Team	SUTER	1'37.782	23	23	2.222 0.434	260.3
31	2 Jesko RAFFIN	SWI	sports-millions-EMWE-SAG	KALEX	1'38.107	20	25	2.547 0.325	265.1
32	32 Federico FULIGNI	ITA	Ciatti	SUTER	1'38.325	19	22	2.765 0.218	263.5

Practice condition: Dry

Air: 26°

Humidity: 46%

Ground: 28°

Fastest Lap:	Lap: 16	Thomas LUTHI	1'35.560	150.8 Km/h
Circuit Record Lap:	2014	Thomas LUTHI	1'35.312	151.2 Km/h
Circuit Best Lap:	2013	PoI ESPARGARO	1'34.957	151.8 Km/h

The results are provisional until the end of the limit for protest and appeals.

Time limit for protest expires 30' after publication of the results - Mr. Time:

These data/results cannot be reproduced, stored and/or transmitted in whole or in part by any manner of electronic, mechanical, photocopying, recording, broadcasting or otherwise now known or herein after developed without the previous express consent by the copyright owner, except for reproduction in daily press and regular printed publications on sale to the public within 60 days of the event related to those data/results and always provided that copyright symbol appears together as follows below.

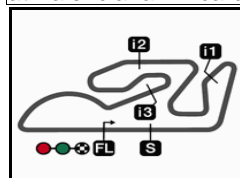
© DORNA, 2015

Official MotoGP Timing by TISSOT
www.motogp.com

Cheste, Friday, November 06, 2015

moto2™






4005 m.

GP MOTUL DE LA COMUNITAT VALENCIANA

Free Practice Nr. 2

Combined Free Practice Times

7

	Rider	Nation	Team	MOTORCYCLE	FP1	FP2	Gap
1	12 T.LUTHI	SWI	Derendinger Racing Interwetten	KALEX	1'35.964 18	1'35.560 16	
2	22 S.LOWES	GBR	Speed Up Racing	SPEED UP	1'35.761 21	1'35.902 21	0.201 0.201
3	1 T.RABAT	SPA	EG 0,0 Marc VDS	KALEX	1'36.183 23	1'35.834 19	0.274 0.073
4	40 A.RINS	SPA	Paginas Amarillas HP 40	KALEX	1'35.994 23	1'36.439 8	0.434 0.160
5	94 J.FOLGER	GER	AGR Team	KALEX	1'36.074 20	1'36.049 18	0.489 0.055
6	39 L.SALOM	SPA	Paginas Amarillas HP 40	KALEX	1'36.216 20	1'36.262 22	0.656 0.167
7	60 J.SIMON	SPA	QMMF Racing Team	SPEED UP	1'36.276 18	1'36.224 12	0.664 0.008
8	30 T.NAKAGAMI	JPN	IDEMITSU Honda Team Asia	KALEX	1'36.603 18	1'36.273 14	0.713 0.049
9	3 S.CORSI	ITA	Forward Racing	KALEX	1'36.283 7	1'36.527 16	0.723 0.010
10	11 S.CORTESE	GER	Dynavolt Intact GP	KALEX	1'36.770 19	1'36.341 16	0.781 0.058
11	73 A.MARQUEZ	SPA	EG 0,0 Marc VDS	KALEX	1'37.109 11	1'36.376 14	0.816 0.035
12	5 J.ZARCO	FRA	Ajo Motorsport	KALEX	1'36.560 10	1'36.409 13	0.849 0.033
13	7 L.BALDASSARRI	ITA	Forward Racing	KALEX	1'36.449 21	1'36.540 20	0.889 0.040
14	21 F.MORBIDELLI	ITA	Italtrans Racing Team	KALEX	1'36.537 20	1'36.452 18	0.892 0.003
15	49 A.PONS	SPA	AGR Team	KALEX	1'37.093 10	1'36.601 18	1.041 0.149
16	36 M.KALLIO	FIN	QMMF Racing Team	SPEED UP	1'36.623 24	1'36.809 19	1.063 0.022
17	88 R.CARDUS	SPA	JPMoto Malaysia	SUTER	1'37.145 19	1'36.679 23	1.119 0.056
18	23 M.SCHROTTER	GER	Tech 3	TECH 3	1'36.737 12	1'36.783 19	1.177 0.058
19	25 A.SHAH	MAL	IDEMITSU Honda Team Asia	KALEX	1'36.984 13	1'36.874 18	1.314 0.137
20	4 R.KRUMMENACH	SWI	JIR Racing Team	KALEX	1'36.903 20	1'37.272 15	1.343 0.029
21	19 X.SIMEON	BEL	Federal Oil Gresini Moto2	KALEX	1'37.018 6	1'36.978 18	1.418 0.075
22	90 L.MAHIAS	FRA	Promoto Sport	TRANSFORMERS	1'37.437 5	1'36.979 16	1.419 0.001
23	55 H.SYHRIN	MAL	Petronas Raceline Malaysia	KALEX	1'37.043 19	1'37.117 23	1.483 0.064
24	57 E.PONS	SPA	Italtrans Racing Team	KALEX	1'37.368 21	1'37.052 5	1.492 0.009
25	96 L.ROSSI	FRA	Tasca Racing Scuderia Moto2	TECH 3	1'37.191 21	1'37.056 20	1.496 0.004
26	10 T.WAROKORN	THA	APH PTT The Pizza SAG	KALEX	1'37.757 23	1'37.109 20	1.549 0.053
27	70 R.MULHAUSER	SWI	Technomag Racing Interwetten	KALEX	1'38.057 15	1'37.117 19	1.557 0.008
28	77 D.AEGERTER	SWI	Technomag Racing Interwetten	KALEX	1'37.118 19	1'37.348 6	1.558 0.001
29	97 X.VIERGE	SPA	Tech 3	TECH 3	1'37.378 13	1'37.168 23	1.608 0.050
30	66 F.ALT	GER	E-Motion IodaRacing Team	SUTER	1'38.582 20	1'37.782 23	2.222 0.614
31	2 J.RAFFIN	SWI	sports-millions-EMWE-SAG	KALEX	1'37.786 18	1'38.107 20	2.226 0.004
32	32 F.FULIGNI	ITA	Ciatti	SUTER	1'39.280 8	1'38.325 19	2.765 0.539

Pole Position Record:	2013	PoI ESPARGARO	1'34.957	151.8 Km/h
Circuit Record Lap:	2014	Thomas LUTHI	1'35.312	151.2 Km/h
Circuit Best Lap:	2013	PoI ESPARGARO	1'34.957	151.8 Km/h

The results are provisional until the end of the limit for protest and appeals.

Time limit for protest expires 60' after publication of the results - Mr. Time:

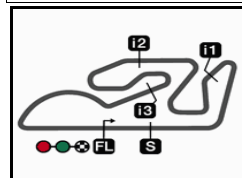
These data/results cannot be reproduced, stored and/or transmitted in whole or in part by any manner of electronic, mechanical, photocopying, recording, broadcasting or otherwise now known or herein after developed without the previous express consent by the copyright owner, except for reproduction in daily press and regular printed publications on sale to the public within 60 days of the event related to those data/results and always provided that copyright symbol appears together as follows below.

© DORNA, 2015

Official MotoGP Timing by TISSOT
www.motogp.com

Cheste, Friday, November 06, 2015






4005 m.

GP MOTUL DE LA COMUNITAT VALENCIANA

Free Practice Nr. 2

Top Speed & Average

8

	Rider	Nation	Motorcycle	Top 5 speeds					Average	Top
39	Luis SALOM	SPA	KALEX	272.6	269.5	268.0	266.4	266.4	268.6	272.6
60	Julian SIMON	SPA	SPEED UP	268.9	265.5	265.2	264.8	263.3	265.5	268.9
77	Dominique AEGERTER	SWI	KALEX	268.8	267.2	265.0	264.6	264.3	266.0	268.8
88	Ricard CARDUS	SPA	SUTER	268.3	267.2	266.7	266.2	265.2	266.7	268.3
40	Alex RINS	SPA	KALEX	267.9	263.5	262.5	262.0	261.6	263.5	267.9
96	Louis ROSSI	FRA	TECH 3	267.4	265.4	264.8	263.4	263.3	264.9	267.4
73	Alex MARQUEZ	SPA	KALEX	267.3	264.0	263.5	262.8	262.8	264.1	267.3
36	Mika KALLIO	FIN	SPEED UP	267.1	263.7	263.4	262.5	262.4	263.8	267.1
25	Azlan SHAH	MAL	KALEX	267.0	263.6	262.3	262.2	261.0	263.2	267.0
12	Thomas LUTHI	SWI	KALEX	266.5	264.4	264.2	263.9	263.0	264.4	266.5
70	Robin MULHAUSER	SWI	KALEX	266.3	266.3	264.3	264.2	264.0	265.0	266.3
49	Axel PONS	SPA	KALEX	265.9	263.7	262.6	262.5	261.7	263.3	265.9
57	Edgar PONS	SPA	KALEX	265.6	264.5	264.1	263.7	263.4	264.3	265.6
1	Tito RABAT	SPA	KALEX	265.4	264.9	264.7	264.5	264.4	264.8	265.4
11	Sandro CORTESE	GER	KALEX	265.4	265.0	264.8	264.7	264.4	264.8	265.4
30	Takaaki NAKAGAMI	JPN	KALEX	265.4	262.7	262.6	262.4	262.4	263.1	265.4
2	Jesko RAFFIN	SWI	KALEX	265.1	263.3	261.8	261.8	260.7	262.2	265.1
3	Simone CORSI	ITA	KALEX	264.5	262.6	260.5	260.0	259.6	261.4	264.5
55	Hafizh SYAHRIN	MAL	KALEX	264.2	264.0	263.5	263.3	263.3	263.7	264.2
21	Franco MORBIDELLI	ITA	KALEX	263.7	261.9	260.7	260.7	260.7	261.5	263.7
32	Federico FULIGNI	ITA	SUTER	263.5	263.0	262.0	261.3	260.1	261.7	263.5
4	Randy KRUMMENACHER	SWI	KALEX	263.2	262.1	261.6	261.5	260.1	261.7	263.2
22	Sam LOWES	GBR	SPEED UP	263.1	262.4	261.6	261.3	261.2	261.9	263.1
19	Xavier SIMEON	BEL	KALEX	263.0	261.9	261.3	261.1	261.0	261.7	263.0
97	Xavi VIERGE	SPA	TECH 3	262.7	262.3	262.0	261.8	261.5	262.1	262.7
5	Johann ZARCO	FRA	KALEX	262.6	261.7	261.5	261.1	260.9	261.6	262.6
7	Lorenzo BALDASSARRI	ITA	KALEX	261.8	260.5	260.3	260.3	260.1	260.6	261.8
23	Marcel SCHROTTER	GER	TECH 3	261.7	260.3	260.3	260.3	260.2	260.6	261.7
94	Jonas FOLGER	GER	KALEX	261.7	261.4	261.3	261.2	260.8	261.3	261.7
10	Thitipong WAROKORN	THA	KALEX	261.6	260.9	260.9	260.0	259.8	260.6	261.6
66	Florian ALT	GER	SUTER	260.3	260.3	259.1	258.4	258.4	259.3	260.3
90	Lucas MAHIAS	FRA	TRANSFORME	260.2	258.7	258.5	258.5	257.6	258.7	260.2

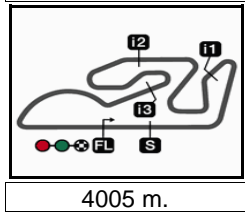
These data/results cannot be reproduced, stored and/or transmitted in whole or in part by any manner of electronic, mechanical, photocopying, recording, broadcasting or otherwise now known or herein after developed without the previous express consent by the copyright owner, except for reproduction in daily press and regular printed publications on sale to the public within 60 days of the event related to those data/results and always provided that copyright symbol appears together as follows below.

© DORNA, 2015

Official MotoGP Timing by TISSOT
www.motogp.com

Cheste, Friday, November 06, 2015





GP MOTUL DE LA COMUNITAT VALENCIANA

Free Practice Nr. 2

Chronological Analysis of Performances

9

* Lap / Sector time cancelled T1 Time from finish line to 1st intermediate T3 Time from 2nd intermed. to 3rd intermed.
 P Crossing the finish line in pit lane T2 Time from 1st intermed. to 2nd intermed. T4 Time from 3rd intermediate to finish line

Lap	Lap Time	T1	T2	T3	T4	Speed	Lap	Lap Time	T1	T2	T3	T4	Speed				
1st 12 Thomas LUTHI Derendinger Racing In SWI Runs=3 Total laps=18 Full laps=12							24	1'36.140	22.010	25.457	22.646	26.027	264.4				
1	2'51.241	1'34.550	27.026	22.964	26.701		25	1'36.064	22.000	25.485	22.638	25.941	264.7				
2	1'36.942	22.424	25.837	22.501	26.180	262.0	26	1'37.019	21.963	25.422	22.717	26.917	264.9				
3	1'36.372	22.046	25.568	22.480	26.278	264.2	3rd 22 Sam LOWES Speed Up Racing GBR Runs=3 Total laps=21 Full laps=16										
4	1'36.770	22.101	25.456	22.847	26.366	261.9	1	2'37.894	1'20.400	27.214	23.482	26.798					
5	1'36.807	22.369	25.553	22.700	26.185	266.5	2	1'37.891	22.305	26.012	22.963	26.611	259.2				
6	1'36.215	22.048	25.540	22.505	26.122	263.9	3	1'37.481	22.134	25.983	22.862	26.502	259.5				
7	1'40.487 P	22.149	25.503	23.210	29.625	264.4	4	1'36.961	22.064	25.828	22.669	26.400	259.5				
8	11'44.379	10'27.771	26.425	22.741	27.442		5	1'36.410	22.047	25.598	22.546	26.219	260.3				
9	1'36.662	22.135	25.560	22.776	26.191	260.6	6	1'36.704	22.036	25.596	22.748	26.324	261.2				
10	1'36.171	22.092	25.465	22.529	26.085	261.8	7	1'36.661	22.076	25.658	22.686	26.241	260.7				
11	1'36.082	22.133	25.346	22.455	26.148	262.5	8	1'36.807	22.035	25.674	22.742	26.356	260.3				
12	1'42.071 P	22.820	27.051	22.964	29.236	262.1	9	1'50.672 P	23.924	28.762	24.585	33.401	259.7				
13	6'35.233	5'17.657	26.739	23.335	27.502		10	8'03.465	6'45.820	27.714	23.388	26.543					
14	1'36.524	22.219	25.488	22.588	26.229	260.0	11	1'37.668	22.437	25.919	22.942	26.370	258.2				
15	1'35.754	21.957	25.318	22.410	26.069	261.3	12	1'36.815	22.130	25.643	22.744	26.298	260.0				
16	1'35.560	21.894	25.214	22.431	26.021	261.9	13	1'41.385 P	22.151	25.681	22.621	30.932	260.2				
17	1'36.007	21.984	25.342	22.444	26.237	263.0	14	4'54.272	3'36.956	27.405	23.410	26.501					
18	2'31.987 P	22.040	25.400	1'11.999	32.548	262.7	15	1'36.366	22.091	25.531	22.592	26.152	259.5				
2nd 1 Tito RABAT EG 0,0 Marc VDS SPA Runs=2 Total laps=26 Full laps=23							16	1'36.455	22.161	25.568	22.433	26.293	259.8				
1	2'46.390	1'27.726	27.592	24.054	27.018		17	1'46.918	30.337	27.135	23.072	26.374	260.3				
2	1'38.706	22.635	26.346	23.289	26.436	262.1	18	1'36.079	22.053	25.567	22.350	26.109	261.3				
3	1'37.808	22.530	25.992	23.046	26.240	264.5	19	1'36.266	21.986	25.503	22.556	26.221	261.6				
4	1'37.017	22.283	25.694	22.867	26.173	263.1	20	1'36.040	21.950	25.548	22.430	26.112	262.4				
5	1'36.889	22.165	25.696	22.809	26.219	263.0	21	1'35.902	21.985	25.419	22.483	26.015	263.1				
6	1'36.885	22.165	25.710	22.790	26.220	263.3	4th 94 Jonas FOLGER AGR Team GER Runs=3 Total laps=18 Full laps=13										
7	1'36.831	22.231	25.687	22.767	26.146	263.6	1	2'21.036	1'03.248	27.872	23.207	26.709					
8	1'37.042	22.296	25.774	22.818	26.154	263.7	2	1'37.937	22.547	26.191	23.043	26.156	260.1				
9	1'36.815	22.270	25.671	22.734	26.140	262.7	3	1'36.435	22.108	25.603	22.705	26.019	261.3				
10	1'36.515	22.112	25.660	22.672	26.071	262.1	4	1'36.901	22.317	25.707	22.747	26.130	258.6				
11	1'36.428	22.155	25.485	22.675	26.113	262.1	5	1'36.755	22.204	25.706	22.741	26.104	259.6				
12	1'36.272	22.100	25.535	22.622	26.015	262.3	6	1'36.884	22.378	25.723	22.660	26.123	258.2				
13	1'36.328	22.133	25.538	22.749	25.908	262.1	7	1'36.659	22.287	25.645	22.548	26.179	260.3				
14	1'36.468	22.122	25.634	22.659	26.053	263.8	8	1'36.866	22.305	25.650	22.634	26.277	260.6				
15	1'43.411 P	23.395	27.450	23.066	29.500	265.4	9	1'43.956 P	25.200	26.036	22.838	29.882	261.7				
16	4'43.072	3'27.425	26.384	23.027	26.236		10	11'46.360	10'30.237	26.800	23.093	26.230					
17	1'36.402	22.196	25.621	22.608	25.977	260.9	11	1'36.919	22.317	25.751	22.699	26.152	257.5				
18	1'36.009	21.995	25.492	22.554	25.968	262.3	12	1'36.554	22.130	25.700	22.592	26.132	259.4				
19	1'35.834	22.054	25.335	22.609	25.836	262.7	13	1'36.337	22.105	25.567	22.554	26.111	261.4				
20	1'36.453	22.094	25.571	22.602	26.186	262.4	14	1'42.062 P	23.120	26.083	23.042	29.817	260.2				
21	1'36.100	22.115	25.369	22.646	25.970	262.9	15	6'41.860	5'16.368	33.922	25.008	26.562					
22	1'36.058	22.037	25.457	22.591	25.973	263.0	16	1'37.339	22.367	25.910	22.871	26.191	259.2				
23	1'36.004	22.061	25.511	22.534	25.898	263.3											

Fastest Lap: Thomas LUTHI Derendinger Racing In SWI 1'35.560 21.894 25.214 22.431 26.021

These data/results cannot be reproduced, stored and/or transmitted in whole or in part by any manner of electronic, mechanical, photocopying, recording, broadcasting or otherwise now known or herein after developed without the previous express consent by the copyright owner, except for reproduction in daily press and regular printed publications on sale to the public within 60 days of the event related to those data/results and always provided that copyright symbol appears together as follows below.
 © DORNA, 2015



Free Practice Nr. 2

Moto2

Lap	Lap Time	T1	T2	T3	T4	Speed	Lap	Lap Time	T1	T2	T3	T4	Speed
17	1'36.201	22.173	25.563	22.432	26.033	260.8	4	1'37.677	22.351	25.919	22.917	26.490	262.0
18	1'36.049	22.054	25.505	22.473	26.017	261.2	5	1'37.163	22.295	25.755	22.829	26.284	262.1
5th 60 Julian SIMON QMMF Racing Team SPA Runs=3 Total laps=20 Full laps=15							6	1'37.726	22.521	25.866	23.015	26.324	262.4
1	2'03.458	44.505	28.114	23.736	27.103		7	1'37.383	22.385	25.717	23.055	26.226	265.4
2	1'37.438	22.502	25.765	22.698	26.473	260.9	8	1'36.752	22.202	25.742	22.731	26.077	262.1
3	1'41.104	22.595	27.951	23.946	26.612	268.9	9	1'43.763	P 22.944	26.858	23.707	30.254	262.6
4	1'37.430	22.240	25.825	22.784	26.581	263.1	10	4'39.573	3'21.448	27.741	23.743	26.641	
5	1'36.863	22.437	25.602	22.639	26.185	262.4	11	1'38.059	22.573	26.149	23.056	26.281	256.1
6	1'37.404	22.174	25.567	23.109	26.554	265.5	12	1'36.983	22.339	25.804	22.780	26.060	257.0
7	1'36.821	22.331	25.661	22.605	26.224	264.8	13	1'36.498	22.217	25.660	22.637	25.984	257.4
8	1'37.012	22.260	25.691	22.851	26.210	263.3	14	1'36.273	22.032	25.625	22.637	25.979	260.3
9	1'45.615	P 25.523	27.264	22.996	29.832	238.0	15	1'36.464	22.198	25.617	22.677	25.972	261.4
10	9'08.277	7'52.836	26.238	22.810	26.393		16	1'42.776	26.393	26.766	23.207	26.410	261.9
11	1'36.655	22.234	25.725	22.538	26.158	261.7	17	1'36.763	22.133	25.756	22.757	26.117	260.8
12	1'36.224	22.124	25.486	22.496	26.118	261.4	18	1'42.016	P 22.855	26.518	23.557	29.086	259.6
13	1'37.314	22.308	25.913	22.696	26.397	265.2	19	5'24.861	4'08.773	26.699	23.142	26.247	
14	1'42.707	P 22.239	26.539	23.080	30.849	261.9	20	1'37.044	22.194	25.957	22.844	26.049	258.8
15	5'59.839	4'41.376	27.219	23.716	27.528		21	1'36.586	22.139	25.734	22.664	26.049	261.6
16	1'38.306	22.450	26.449	22.711	26.696	262.2	22	1'36.422	22.081	25.681	22.648	26.012	262.1
17	1'37.102	22.292	25.828	22.632	26.350	261.9	23	1'36.468	22.102	25.665	22.576	26.125	262.4
18	1'39.437	22.230	27.778	22.887	26.542	262.1	24	1'36.388	22.087	25.750	22.632	25.919	262.7
19	1'36.571	22.136	25.665	22.612	26.158	261.9	8th 11 Sandro CORTESE Dynavolt Intact GP GER Runs=3 Total laps=18 Full laps=13						
20	1'36.608	22.116	25.614	22.630	26.248	263.1	1	2'19.627	54.909	28.544	24.775	31.399	
6th 39 Luis SALOM Paginas Amarillas HP SPA Runs=3 Total laps=22 Full laps=17							2	1'40.406	23.234	26.541	23.623	27.008	260.0
1	1'59.690	42.454	27.116	23.320	26.800		3	1'37.884	22.578	26.076	22.869	26.361	262.9
2	1'37.701	22.443	26.004	22.912	26.342	266.4	4	1'41.672	22.594	28.242	23.696	27.140	262.8
3	1'38.645	22.224	26.522	23.569	26.330	272.6	5	1'37.772	22.706	25.899	22.799	26.368	262.2
4	1'46.040	22.634	32.908	23.536	26.962	269.5	6	1'36.932	22.350	25.648	22.642	26.292	262.9
5	1'37.251	22.196	26.021	22.844	26.190	264.6	7	1'36.710	22.252	25.622	22.592	26.244	264.8
6	1'38.406	22.257	26.026	23.275	26.848	266.4	8	1'42.905	P 23.016	26.537	23.403	29.949	263.5
7	1'46.249	28.612	28.863	22.645	26.129	268.0	9	10'26.265	9'10.101	26.310	22.909	26.945	
8	1'36.843	22.171	25.645	22.856	26.171	265.9	10	1'37.111	22.503	25.758	22.664	26.186	260.3
9	1'36.497	22.102	25.694	22.626	26.075	265.3	11	1'36.864	22.269	25.671	22.605	26.319	264.4
10	1'46.560	P 25.644	27.129	22.993	30.794	264.8	12	1'36.925	22.241	25.811	22.672	26.201	263.7
11	6'13.201	4'52.628	30.021	24.214	26.338		13	1'41.313	P 22.272	26.337	23.218	29.486	264.7
12	1'37.341	22.404	25.962	22.819	26.156	262.6	14	7'51.318	6'31.549	27.958	24.807	27.004	
13	1'36.884	22.160	25.772	22.676	26.276	259.9	15	1'36.724	22.368	25.791	22.600	25.965	264.4
14	1'36.912	22.132	25.829	22.704	26.247	264.0	16	1'36.341	22.170	25.655	22.541	25.975	265.0
15	1'43.115	P 23.453	26.790	23.011	29.861	263.8	17	1'36.694	22.252	25.615	22.654	26.173	265.4
16	5'26.790	4'07.245	29.439	23.843	26.263		18	1'36.753	22.336	25.675	22.587	26.155	262.1
17	1'36.809	22.171	25.812	22.690	26.136	264.2	9th 73 Alex MARQUEZ EG 0,0 Marc VDS SPA Runs=2 Total laps=17 Full laps=13						
18	1'36.563	22.133	25.688	22.685	26.057	265.2	1	1'58.893	31.697	27.904	23.834	35.458	
19	1'39.437	24.113	25.949	23.035	26.340	264.1	2	1'38.385	22.678	26.261	23.099	26.347	262.8
20	1'36.674	22.077	25.668	22.817	26.112	265.5	3	1'43.124	22.493	26.550	23.922	30.159	267.3
21	1'36.509	22.093	25.694	22.632	26.090	264.1	4	1'37.965	22.410	26.100	23.172	26.283	264.0
22	1'36.262	22.053	25.648	22.592	25.969	264.3	5	1'37.264	22.247	25.832	22.858	26.327	261.8
7th 30 Takaaki NAKAGAMI IDEMITSU Honda Tea JPN Runs=3 Total laps=24 Full laps=19							6	1'37.358	22.243	25.837	23.072	26.206	262.0
1	2'05.039	42.397	28.358	24.481	29.803		7	1'37.156	22.289	25.830	22.818	26.219	262.8
2	1'38.765	22.853	26.341	23.219	26.352	260.1	8	1'37.204	22.354	25.802	22.857	26.191	261.9
3	1'37.544	22.309	25.933	23.018	26.284	258.8	9	1'37.035	22.246	25.806	22.819	26.164	262.6
							10	1'43.064	P 23.061	26.516	23.434	30.053	263.5
							11	7'31.895	6'11.832	27.125	24.254	28.684	

Fastest Lap: Thomas LUTHI Derendinger Racing In SWI 1'35.560 21.894 25.214 22.431 26.021

These data/results cannot be reproduced, stored and/or transmitted in whole or in part by any manner of electronic, mechanical, photocopying, recording, broadcasting or otherwise now known or herein after developed without the previous express consent by the copyright owner, except for reproduction in daily press and regular printed publications on sale to the public within 60 days of the event related to those data/results and always provided that copyright symbol appears together as follows below.
© DORNA, 2015

Free Practice Nr. 2

Moto2

Lap	Lap Time	T1	T2	T3	T4	Speed	Lap	Lap Time	T1	T2	T3	T4	Speed
12	1'37.215	22.363	25.940	22.743	26.169	260.0	6	1'36.802	22.256	25.706	22.667	26.173	260.6
13	1'36.661	22.209	25.635	22.763	26.054	261.4	7	1'36.508	22.207	25.642	22.531	26.128	260.7
14	1'36.376	22.107	25.590	22.632	26.047	262.1	8	1'46.821 P	25.009	27.825	23.744	30.243	260.7
15	1'36.989	22.202	25.748	22.854	26.185	262.5	9	10'00.532	8'44.070	26.749	23.198	26.515	
16	1'37.177	22.428	25.680	22.957	26.112	261.4	10	1'37.552	22.496	25.958	22.818	26.280	257.9
unfinished		22.232	25.759	22.826		261.8	11	1'36.980	22.359	25.812	22.681	26.128	258.5

10th 5 Johann ZARCO Ajo Motorsport FRA
Runs=3 Total laps=20 Full laps=15

1	2'42.030	1'23.172	28.152	23.900	26.806	
2	1'37.839	22.384	26.099	23.002	26.354	259.9
3	1'37.682	22.379	26.060	22.997	26.246	259.7
4	1'37.102	22.273	25.785	22.813	26.231	260.2
5	1'38.371	23.152	26.090	22.741	26.388	260.1
6	1'36.992	22.314	25.772	22.705	26.201	262.6
7	1'37.258	22.306	25.997	22.782	26.173	260.4
8	1'39.105 P	22.331	25.961	22.999	27.814	260.0
9	10'57.855	9'41.255	27.014	23.295	26.291	
10	1'36.993	22.224	25.849	22.774	26.146	258.8
11	1'37.397	22.459	25.860	22.703	26.375	259.7
12	1'36.803	22.232	25.723	22.733	26.115	260.1
13	1'36.409	22.091	25.600	22.678	26.040	260.9
14	1'36.443	22.123	25.593	22.669	26.058	261.5
15	1'39.761 P	22.333	26.026	23.153	28.249	260.8
16	4'51.781	3'34.718	26.846	23.506	26.711	
17	1'37.468	22.286	26.126	22.825	26.231	259.0
18	1'36.635	22.140	25.726	22.638	26.131	260.1
19	1'36.550	22.143	25.708	22.645	26.054	261.1
20	1'36.434	22.126	25.649	22.588	26.071	261.7

11th 40 Alex RINS Paginas Amarillas HP SPA
Runs=3 Total laps=16 Full laps=11

1	1'58.479	41.177	27.325	23.121	26.856	
2	1'37.670	22.821	26.030	22.580	26.239	263.5
3	1'37.983	22.973	26.221	22.707	26.082	267.9
4	1'36.784	22.327	25.721	22.625	26.111	261.6
5	1'37.421	22.206	26.303	22.783	26.129	262.0
6	1'40.262 P	22.181	25.778	22.593	29.710	262.5
7	7'50.093	6'32.419	27.735	23.360	26.579	
8	1'36.439	22.239	25.730	22.565	25.905	259.2
9	1'36.889	22.142	26.144	22.510	26.093	261.1
10	2'36.540 P	22.181	25.641			260.3
11	13'56.672	12'35.778	28.855	25.063	26.976	
12	1'37.067	22.335	25.961	22.608	26.163	260.3
13	1'36.531	22.199	25.695	22.571	26.066	259.4
14	1'36.531	22.112	25.712	22.624	26.083	259.3
15	1'36.447	22.173	25.644	22.586	26.044	260.3
16	1'36.480	22.104	25.611	22.596	26.169	259.5

12th 21 Franco MORBIDELL Italtrans Racing Team ITA
Runs=3 Total laps=19 Full laps=14

1	2'25.062	1'07.219	27.206	23.652	26.985	
2	1'38.398	22.753	26.282	22.953	26.410	256.7
3	1'37.595	22.531	26.003	22.802	26.259	260.7
4	1'38.624	23.165	26.093	22.717	26.649	261.9
5	1'36.997	22.448	25.654	22.708	26.187	263.7

13th 3 Simone CORSI Forward Racing ITA
Runs=4 Total laps=17 Full laps=11

1	2'20.852 P	54.061	28.070	24.855	33.866	
2	2'35.597 P	1'14.089	26.715	23.765	31.028	
3	9'52.441	8'35.626	26.941	23.285	26.589	
4	1'38.237	22.584	26.231	23.019	26.403	259.4
5	1'37.463	22.266	25.952	22.893	26.352	257.0
6	1'37.823	22.560	25.934	23.035	26.294	259.6
7	1'37.472	22.488	25.864	22.852	26.268	258.9
8	1'37.105	22.270	25.752	22.788	26.295	256.3
9	1'42.969 P	22.673	26.576	23.264	30.456	262.6
10	7'33.411	6'17.336	26.611	23.104	26.360	
11	1'37.342	22.476	25.835	22.693	26.338	254.3
12	1'36.933	22.377	25.663	22.754	26.139	260.5
13	1'36.646	22.177	25.636	22.694	26.139	258.8
14	1'38.249	22.314	26.503	23.226	26.206	259.2
15	1'36.673	22.151	25.650	22.737	26.135	259.4
16	1'36.527	22.144	25.583	22.611	26.189	264.5
17	1'51.010 P	25.300	31.023	23.512	31.175	260.0

14th 7 Lorenzo BALDASSA Forward Racing ITA
Runs=4 Total laps=20 Full laps=13

1	2'22.497	1'02.452	28.792	24.158	27.095	
2	1'38.303	22.716	26.193	22.956	26.438	258.4
3	1'38.137	22.574	26.217	22.931	26.415	261.8
4	1'43.704 P	22.524	26.846	23.796	30.538	260.3
5	6'12.306	4'53.553	27.369	24.407	26.977	
6	1'37.980	22.451	26.037	23.041	26.451	257.0
7	1'41.015 P	22.328	25.984	22.942	29.761	255.3
8	5'14.124	3'56.596	26.968	23.784	26.776	
9	1'38.217	22.445	26.034	23.134	26.604	256.3
10	1'37.935	22.617	25.956	22.851	26.511	254.8
11	1'41.258 P	22.336	25.899	22.865	30.158	257.3
12	5'03.751	3'46.228	26.979	23.670	26.874	
13	1'37.585	22.312	25.856	22.928	26.489	256.5
14	1'37.039	22.231	25.787	22.738	26.283	258.7
15	1'37.068	22.252	25.744	22.781	26.291	258.8
16	1'37.104	22.249	25.751	22.830	26.274	257.6
17	1'36.701	22.155	25.705	22.709	26.132	260.3
18	1'36.713	22.135	25.671	22.722	26.185	259.7
19	1'36.857	22.181	25.762	22.766	26.148	260.5

Fastest Lap: Thomas LUTHI Derendinger Racing In SWI 1'35.560 21.894 25.214 22.431 26.021

These data/results cannot be reproduced, stored and/or transmitted in whole or in part by any manner of electronic, mechanical, photocopying, recording, broadcasting or otherwise now known or herein after developed without the previous express consent by the copyright owner, except for reproduction in daily press and regular printed publications on sale to the public within 60 days of the event related to those data/results and always provided that copyright symbol appears together as follows below.
© DORNA, 2015



Free Practice Nr. 2

Moto2

Lap	Lap Time	T1	T2	T3	T4	Speed	Lap	Lap Time	T1	T2	T3	T4	Speed	
20	1'36.540	22.177	25.609	22.664	26.090	260.1	17th	23	Marcel SCHROTTE Tech 3 GER			Runs=3	Total laps=22	Full laps=17
15th	49	Axel PONS AGR Team SPA			Runs=2	Total laps=23	Full laps=20	1	2'28.535	1'09.962	27.468	23.965	27.140	
1	2'01.954	43.504	28.027	23.727	26.696		2	1'38.738	22.738	26.258	22.990	26.752	255.2	
2	1'37.787	22.294	26.357	22.887	26.249	260.6	3	1'37.997	22.434	26.082	23.049	26.432	257.3	
3	1'38.238	22.320	25.748	23.787	26.383	265.9	4	1'37.633	22.424	25.908	22.866	26.435	259.1	
4	1'37.216	22.203	25.826	22.776	26.411	261.0	5	1'37.485	22.343	25.843	22.740	26.559	259.4	
5	1'36.999	22.255	25.866	22.686	26.192	262.6	6	1'37.216	22.349	25.760	22.788	26.319	260.3	
6	1'37.216	22.429	25.724	22.765	26.298	259.5	7	1'42.090 P	22.405	26.645	23.252	29.788	260.3	
7	1'37.139	22.442	25.639	22.723	26.335	258.5	8	6'53.872	5'36.704	27.179	23.178	26.811		
8	1'36.983	22.298	25.763	22.684	26.238	258.7	9	1'38.356	22.585	26.239	22.996	26.536	254.0	
9	1'37.044	22.366	25.675	22.697	26.306	258.3	10	1'37.782	22.438	25.938	22.891	26.515	255.2	
10	1'44.209	22.334	31.355	23.742	26.778	258.9	11	1'37.689	22.538	25.936	22.816	26.399	249.7	
11	1'37.103	22.350	25.755	22.776	26.222	263.7	12	1'37.440	22.338	25.910	22.788	26.404	257.6	
12	1'42.427 P	22.327	25.672	23.859	30.569	257.3	13	1'37.365	22.270	25.860	22.818	26.417	257.7	
13	9'27.840	8'11.256	27.315	22.856	26.413		14	1'39.997 P	22.442	25.960	23.434	28.161	258.0	
14	1'36.953	22.317	25.719	22.751	26.166	258.8	15	5'25.790	4'03.758	29.004	23.585	29.443		
15	1'36.750	22.268	25.650	22.743	26.089	259.1	16	1'37.725	22.556	25.995	22.756	26.418	255.5	
16	1'36.689	22.234	25.587	22.620	26.248	259.6	17	1'39.470	22.264	25.926	24.068	27.212	257.8	
17	1'36.757	22.224	25.600	22.661	26.272	258.9	18	1'37.676	22.552	25.981	22.836	26.307	257.2	
18	1'36.601	22.239	25.584	22.597	26.181	259.7	19	1'36.783	22.275	25.697	22.604	26.207	260.1	
19	1'54.375	22.187	25.578	40.226	26.384	259.2	20	1'46.645	22.320	28.831	24.804	30.690	260.2	
20	1'37.695	22.361	25.845	23.190	26.299	258.3	21	1'40.267	22.309	25.733	22.707	29.518	261.7	
21	1'36.652	22.154	25.561	22.678	26.259	260.3	22	1'37.646	22.367	25.902	22.747	26.630	260.3	
22	1'36.634	22.241	25.538	22.679	26.176	261.7	18th	36	Mika KALLIO QMMF Racing Team FIN			Runs=3	Total laps=19	Full laps=14
23	1'36.618	22.091	25.521	22.734	26.272	262.5	1	2'00.024	41.998	27.401	23.428	27.197		
16th	88	Ricard CARDUS JPMoto Malaysia SPA			Runs=2	Total laps=24	Full laps=21	2	1'38.414	22.613	26.427	22.977	26.397	267.1
1	1'57.890	31.305	28.404	24.050	34.131		3	1'38.273	22.319	26.172	23.244	26.538	261.6	
2	1'38.940	22.987	26.542	22.990	26.421	258.8	4	1'45.688	22.480	27.825	27.150	28.233	263.4	
3	1'38.976	22.564	26.473	23.211	26.728	263.8	5	1'37.647	22.390	26.197	22.745	26.315	262.4	
4	1'37.484	22.269	25.929	22.876	26.410	266.2	6	1'43.331 P	22.278	26.044	22.767	32.242	261.1	
5	1'37.788	22.413	25.995	22.978	26.402	260.6	7	11'11.177	9'48.489	29.575	25.896	27.217		
6	1'47.379	24.489	30.691	23.677	28.522	257.9	8	1'39.073	22.665	26.733	23.112	26.563	256.6	
7	1'38.195	22.530	25.865	23.078	26.722	267.2	9	1'37.476	22.222	26.075	22.876	26.303	257.7	
8	1'38.394	22.523	26.025	23.107	26.739	268.3	10	1'37.194	22.174	25.895	22.805	26.320	257.5	
9	1'38.061	22.616	25.989	23.024	26.432	259.3	11	1'37.324	22.201	25.920	22.802	26.401	258.4	
10	1'38.057	22.349	25.884	23.043	26.781	263.7	12	1'37.132	22.143	25.972	22.757	26.260	257.8	
11	1'45.248 P	23.570	27.224	24.106	30.348	260.3	13	1'37.067	22.161	25.968	22.730	26.208	259.6	
12	8'02.044	6'43.617	27.577	23.830	27.020		14	1'43.233 P	23.185	26.450	23.098	30.500	260.1	
13	1'40.328	22.554	26.453	23.628	27.693	258.2	15	5'29.683	4'09.530	26.767	22.964	30.422		
14	1'37.330	22.290	25.856	22.842	26.342	263.4	16	1'37.107	22.412	25.865	22.642	26.188	262.5	
15	1'36.954	22.230	25.707	22.748	26.269	263.0	17	1'38.341	22.144	26.136	23.789	26.272	263.7	
16	1'37.191	22.308	25.737	22.796	26.350	262.2	18	1'36.921	22.249	25.805	22.657	26.210	259.4	
17	1'43.250	25.367	28.506	22.940	26.437	261.8	19	1'36.809	22.195	25.788	22.647	26.179	259.8	
18	1'44.527	22.278	25.986	27.828	28.435	261.8	19th	25	Azlan SHAH IDEMITSU Honda Tea MAL			Runs=4	Total laps=20	Full laps=13
19	1'37.078	22.263	25.692	22.790	26.333	266.7	1	1'54.952	34.880	27.140	24.188	28.744		
20	1'40.324	22.235	27.102	23.110	27.877	260.3	2	1'38.306	22.588	26.186	23.011	26.521	263.6	
21	1'37.197	22.347	25.736	22.792	26.322	265.2	3	1'38.409	22.544	25.998	22.983	26.884	262.3	
22	1'37.209	22.228	25.992	22.745	26.244	263.5	4	1'44.055 P	22.427	25.925	23.561	32.142	259.1	
23	1'36.679	22.140	25.657	22.662	26.220	262.6	5	5'40.398	4'23.887	26.978	23.061	26.472		
24	1'36.980	22.144	25.656	22.796	26.384	262.9	6	1'37.736	22.441	26.133	22.911	26.251	256.9	
							7	1'37.521	22.290	25.816	22.847	26.568	259.3	

Fastest Lap: Thomas LUTHI Derendinger Racing In SWI 1'35.560 21.894 25.214 22.431 26.021

These data/results cannot be reproduced, stored and/or transmitted in whole or in part by any manner of electronic, mechanical, photocopying, recording, broadcasting or otherwise now known or herein after developed without the previous express consent by the copyright owner, except for reproduction in daily press and regular printed publications on sale to the public within 60 days of the event related to those data/results and always provided that copyright symbol appears together as follows below.
© DORNA, 2015

Official MotoGP Timing by TISSOT
www.motogp.com

Cheste, Friday, November 06, 2015

Page 4 of 7

moto2



Free Practice Nr. 2

Moto2

Lap	Lap Time	T1	T2	T3	T4	Speed	Lap	Lap Time	T1	T2	T3	T4	Speed		
8	1'37.550	22.324	25.854	22.890	26.482	258.5	18	1'37.380	22.314	25.723	22.929	26.414	256.5		
9	1'46.093 P	22.403	26.308	23.536	33.846	258.8	22nd 57 Edgar PONS Italtrans Racing Team SPA						Runs=2	Total laps=21	Full laps=18
10	6'33.956	5'17.785	26.487	23.230	26.454		1	2'02.451	44.748	27.164	23.623	26.916			
11	1'37.982	22.475	25.878	23.205	26.424	257.2	2	1'38.318	22.560	26.106	23.149	26.503	263.4		
12	1'37.235	22.457	25.745	22.824	26.209	257.6	3	1'38.717	22.539	25.914	23.248	27.016	263.7		
13	1'37.417	22.364	25.859	22.743	26.451	259.0	4	1'37.763	22.423	25.825	23.118	26.397	265.6		
14	1'37.469	22.407	25.879	22.837	26.346	259.0	5	1'37.052	22.297	25.805	22.739	26.211	262.3		
15	1'50.931 P	28.787	26.764	24.763	30.617	260.0	6	1'45.524	22.483	25.972	24.119	32.950	264.1		
16	5'30.361	4'13.584	26.442	23.355	26.980		7	1'43.442	23.426	27.718	23.733	28.565	264.5		
17	1'38.035	22.549	25.929	23.038	26.519	259.9	8	1'37.927	22.410	25.923	23.278	26.316	261.8		
18	1'36.874	22.292	25.694	22.668	26.220	267.0	9	1'37.222	22.320	25.765	22.822	26.315	262.4		
19	1'37.646	22.270	25.766	22.909	26.701	262.2	10	1'37.643	22.395	25.806	22.958	26.484	262.5		
20	1'37.689	22.405	25.848	23.029	26.407	261.0	11	1'51.967 P	26.517	28.106	23.859	33.485	260.2		
20th 19 Xavier SIMEON Federal Oil Gresini Mo BEL						Runs=3	Total laps=19	Full laps=13	12	11'25.547	9'59.076	30.259	25.882	30.330	
1	2'19.135	1'00.461	27.872	23.957	26.845		13	1'37.202	22.426	25.723	22.844	26.209	260.2		
2	1'38.437	23.289	26.015	22.792	26.341	260.2	14	1'37.502	22.448	25.797	22.944	26.313	261.4		
3	1'42.628 P	22.351	27.252	23.553	29.472	260.0	15	1'43.132	22.802	27.894	23.777	28.659	262.1		
4	8'45.258	7'28.059	27.238	23.410	26.551		16	1'37.188	22.409	25.675	22.802	26.302	261.5		
5	1'37.703	22.424	26.066	22.821	26.392	258.6	17	1'37.135	22.329	25.683	22.836	26.287	262.7		
6	1'37.956	22.200	26.597	22.858	26.301	259.4	18	1'37.569	22.497	25.741	22.823	26.508	261.6		
7	1'37.263	22.321	25.937	22.724	26.281	260.0	19	1'37.684	22.420	25.799	22.986	26.479	261.0		
8	1'39.126	23.818	26.130	22.732	26.446	260.2	20	1'45.174	24.075	28.357	24.419	28.323	258.3		
9	1'37.291	22.329	25.869	22.759	26.334	259.2	21	1'37.400	22.257	25.826	22.960	26.357	262.9		
10	1'43.142 P	22.685	26.647	23.514	30.296	259.4	23rd 96 Louis ROSSI Tasca Racing Scuderi FRA						Runs=3	Total laps=21	Full laps=15
11	9'15.543	7'59.683	26.486	22.990	26.384		1	2'21.417	1'03.411	27.801	23.576	26.629			
12	1'37.596	22.507	25.982	22.735	26.372	258.5	2	1'38.926	22.558	26.287	23.071	27.010	261.7		
13	1'37.110	22.269	25.800	22.753	26.288	259.1	3	1'38.112	22.798	26.176	22.851	26.287	264.8		
14	1'37.410	22.248	25.895	22.908	26.359	260.3	4	1'41.285	22.734	28.392	23.223	26.936	261.7		
15	1'38.696	22.269	25.869	23.886	26.672	261.0	5	1'38.157	22.683	26.056	22.977	26.441	263.3		
16	1'37.201	22.277	25.792	22.778	26.354	261.9	6	1'37.643	22.443	26.015	22.931	26.254	261.9		
17	1'38.844	22.890	26.448	22.956	26.550	263.0	7	1'44.774 P	24.907	26.507	23.238	30.122	261.4		
18	1'36.978	22.231	25.808	22.724	26.215	261.3	8	7'34.160	6'17.533	26.781	23.298	26.548			
19	1'45.033 P	23.067	27.569	24.240	30.157	261.1	9	1'38.361	22.519	26.255	23.078	26.509	258.4		
21st 90 Lucas MAHIAS Promoto Sport FRA						Runs=3	Total laps=19	Full laps=13	10	1'41.029	22.570	28.866	23.107	26.486	259.8
1	2'42.166	1'23.439	28.074	23.919	26.734		11	1'37.829	22.392	26.118	22.999	26.320	261.8		
2	1'37.864	22.435	26.068	23.040	26.321	260.2	12	1'39.989	22.332	26.122	24.503	27.032	261.1		
3	1'37.699	22.413	26.015	23.036	26.235	258.5	13	1'47.232	23.483	27.698	25.849	30.202	260.8		
4	1'37.173	22.290	25.791	22.883	26.209	258.7	14	1'37.864	22.428	26.152	22.915	26.369	265.4		
5	1'37.534	22.259	25.916	22.863	26.496	258.5	15	1'45.145 P	22.484	26.828	24.121	31.712	261.5		
6	1'39.023	22.764	26.758	22.978	26.523	254.3	16	6'33.508	4'53.280	47.200	24.359	28.669			
7	1'37.793	22.434	25.812	23.110	26.437	256.1	17	1'40.105	22.351	26.806	23.771	27.177	258.4		
unfinished	22.869	26.365	23.207		255.4		18	1'37.363	22.476	25.933	22.770	26.184	267.4		
8	9'51.389		27.660	23.571	26.841		19	1'37.431	22.343	25.948	22.863	26.277	263.4		
9	1'38.696	22.766	26.179	23.125	26.626	250.6	20	1'37.056	22.218	25.904	22.749	26.185	262.5		
10	1'38.185	22.438	26.017	23.034	26.696	254.2	21	2'04.029 P	22.505	39.437	26.042	36.045	261.8		
11	1'48.689 P	22.744	26.196	25.974	33.775	254.0	24th 10 Thitipong WAROKO APH PTT The Pizza S THA						Runs=3	Total laps=22	Full laps=17
12	8'33.477	7'09.161	31.080	25.167	28.069		1	1'54.878	32.322	28.853	24.798	28.905			
13	1'37.359	22.382	25.846	22.762	26.369	254.5	2	1'40.731	22.953	26.951	23.852	26.975	257.2		
14	1'37.306	22.250	25.768	22.808	26.480	255.9	3	1'39.892	22.983	26.629	23.557	26.723	258.8		
15	1'54.051	35.788	27.631	24.108	26.524	253.9	4	1'38.529	22.709	26.219	23.102	26.499	258.7		
16	1'36.979	22.225	25.688	22.786	26.280	257.1									
17	1'37.303	22.378	25.710	22.781	26.434	257.6									

Fastest Lap: Thomas LUTHI Derendinger Racing In SWI **1'35.560** 21.894 25.214 22.431 26.021

These data/results cannot be reproduced, stored and/or transmitted in whole or in part by any manner of electronic, mechanical, photocopying, recording, broadcasting or otherwise now known or herein after developed without the previous express consent by the copyright owner, except for reproduction in daily press and regular printed publications on sale to the public within 60 days of the event related to those data/results and always provided that copyright symbol appears together as follows below.
© DORNA, 2015

Official MotoGP Timing by TISSOT
www.motogp.com

Cheste, Friday, November 06, 2015

Page 5 of 7



Free Practice Nr. 2

Moto2

Lap	Lap Time	T1	T2	T3	T4	Speed	Lap	Lap Time	T1	T2	T3	T4	Speed
5	1'38.277	22.519	26.097	23.111	26.550	259.0	10	1'38.376	22.467	26.055	23.350	26.504	260.4
6	1'41.289	22.687	28.459	23.560	26.583	261.6	11	1'42.523	24.421	28.332	23.277	26.493	261.4
7	1'47.015 P	23.676	26.754	23.476	33.109	259.8	12	1'37.778	22.347	25.966	23.044	26.421	263.4
8	6'42.949	5'25.491	27.118	23.492	26.848		13	1'40.228 P	22.536	25.989	23.027	28.676	266.3
9	1'39.067	22.799	26.336	23.341	26.591	253.5	14	6'14.945	4'52.293	27.143	25.402	30.107	
10	1'38.082	22.611	26.113	22.941	26.417	256.0	15	1'38.077	22.407	26.071	23.108	26.491	260.2
11	1'40.578	22.700	26.649	23.820	27.409	256.0	16	1'37.577	22.354	25.925	22.929	26.369	261.7
12	1'43.638	23.362	26.908	24.035	29.333	256.5	17	1'44.567	22.296	30.645	24.182	27.444	261.7
13	1'38.087	22.423	25.974	22.959	26.731	258.4	18	1'37.418	22.288	25.865	22.800	26.465	263.7
14	1'37.677	22.326	25.923	22.989	26.439	255.9	19	1'37.117	22.205	25.841	22.778	26.293	263.9
15	1'38.392	22.349	25.883	22.922	27.238	257.1	20	1'41.070	23.503	27.897	23.123	26.547	264.3
16	1'46.254 P	23.087	26.571	23.499	33.097	255.5	21	1'37.529	22.288	25.838	22.895	26.508	263.2
17	5'40.590	4'20.738	29.050	23.952	26.850		22	1'37.665	22.253	25.799	23.234	26.379	264.2
18	1'38.181	22.560	26.175	22.946	26.500	258.8							
19	1'37.296	22.272	25.894	22.880	26.250	260.0							
20	1'37.109	22.421	25.738	22.752	26.198	260.9							
21	1'41.035	24.542	26.798	23.156	26.539	260.9							
22	1'39.397	22.668	26.022	24.267	26.440	257.4							

25th	55	Hafizh SYAHRIN	Petronas Raceline Mal MAL	Runs=3	Total laps=23	Full laps=18
1	2'18.870	53.755	28.289	25.404	31.422	
2	1'41.370	24.163	26.814	23.359	27.034	256.2
3	1'39.270	23.472	26.321	22.951	26.526	264.2
4	1'37.938	22.383	26.171	22.931	26.453	263.3
5	1'41.260	22.370	29.413	23.067	26.410	259.8
6	1'37.587	22.482	25.888	22.819	26.398	262.2
7	1'44.200	24.699	29.171	23.948	26.382	262.8
8	1'37.729	22.302	26.116	22.845	26.466	263.3
9	1'48.884 P	23.543	27.726	23.745	33.870	260.7
10	5'26.523	3'55.410	33.534	30.890	26.689	
11	1'38.933	22.565	26.095	22.914	27.359	260.5
12	1'44.949	27.589	27.204	23.581	26.575	256.4
13	1'37.268	22.250	25.890	22.838	26.290	261.4
14	1'41.934	22.238	29.653	23.708	26.335	261.2
15	1'37.507	22.303	26.075	22.788	26.341	262.9
16	1'37.346	22.321	25.889	22.771	26.365	262.1
17	1'51.116 P	25.439	28.330	24.707	32.640	259.5
18	4'23.069	3'03.404	27.935	23.679	28.051	
19	1'57.721	22.317	32.935	28.219	34.250	263.0
20	1'37.549	22.295	26.106	22.778	26.370	263.5
21	1'37.135	22.158	25.902	22.754	26.321	262.9
22	1'52.686	27.716	29.926	23.328	31.716	261.3
23	1'37.117	22.248	25.887	22.723	26.259	264.0

26th	70	Robin MULHAUSER	Technomag Racing In SWI	Runs=3	Total laps=22	Full laps=17
1	1'54.459	34.240	27.456	24.392	28.371	
2	1'38.669	22.589	26.306	23.234	26.540	260.3
3	1'38.867	22.785	26.152	23.129	26.801	260.9
4	1'38.360	22.490	25.876	23.169	26.825	260.6
5	1'37.620	22.224	25.962	22.993	26.441	261.0
6	1'51.641	23.337	26.908	24.685	36.711	261.3
7	1'37.497	22.304	25.885	22.862	26.446	264.0
8	1'41.482 P	23.195	26.074	23.110	29.103	266.3
9	6'14.848	4'57.801	26.900	23.505	26.642	

27th	97	Xavi VIERGE	Tech 3	SPA	Runs=2	Total laps=24	Full laps=21
1	1'55.421	35.400	27.231	24.128	28.662		
2	1'38.861	22.764	26.383	23.147	26.567	260.3	
3	1'37.986	22.404	26.024	22.987	26.571	259.3	
4	1'43.911	22.466	28.355	24.117	28.973	260.3	
5	1'37.683	22.446	25.876	22.919	26.442	258.0	
6	1'37.963	22.502	25.990	23.005	26.466	261.1	
7	1'37.340	22.252	25.753	22.884	26.451	258.6	
8	1'37.666	22.397	25.909	22.935	26.425	259.0	
9	1'37.393	22.301	25.859	22.852	26.381	258.3	
10	1'40.429	22.347	27.216	23.991	26.875	258.8	
11	1'37.806	22.752	25.846	22.883	26.325	258.2	
12	1'43.861 P	23.686	26.493	23.706	29.976	260.1	
13	8'16.228	6'58.987	26.682	23.479	27.080		
14	1'37.780	22.467	26.038	22.923	26.352	258.9	
15	1'37.594	22.457	25.914	22.815	26.408	260.8	
16	1'37.308	22.443	25.695	22.838	26.332	259.8	
17	1'37.381	22.331	25.795	22.965	26.290	259.7	
18	1'45.343	22.361	28.826	23.920	30.236	258.2	
19	1'40.878	22.764	27.207	24.439	26.468	261.8	
20	1'37.393	22.385	25.759	22.938	26.311	261.5	
21	1'37.169	22.336	25.737	22.888	26.208	262.0	
22	1'39.674	22.370	25.816	23.787	27.701	262.7	
23	1'37.168	22.258	25.874	22.868	26.168	262.3	
24	1'37.239	22.414	25.894	22.840	26.091	261.1	

28th	4	Randy KRUMMENA	JIR Racing Team	SWI	Runs=3	Total laps=21	Full laps=16
1	1'57.953	32.189	27.828	23.975	33.961		
2	1'39.293	23.401	26.277	23.011	26.604	253.3	
3	1'39.087	22.680	26.475	23.575	26.357	259.3	
4	1'46.398	22.477	26.784	30.288	26.849	263.2	
5	1'37.551	22.285	26.167	22.811	26.288	261.6	
6	1'38.038	22.315	25.904	22.874	26.945	261.5	
7	1'38.161	22.438	25.845	23.072	26.806	260.1	
8	1'45.336	30.124	26.009	22.869	26.334	262.1	
9	1'37.526	22.452	25.699	23.033	26.342	258.6	
10	1'47.250 P	24.801	26.892	23.321	32.236	258.8	
11	5'31.365	4'08.861	28.171	27.038	27.295		
12	1'40.011	23.582	26.495	23.283	26.651	252.8	
13	1'41.216	22.607	25.962	23.382	29.265	254.3	

Fastest Lap: Thomas LUTHI Derendinger Racing In SWI 1'35.560 21.894 25.214 22.431 26.021

These data/results cannot be reproduced, stored and/or transmitted in whole or in part by any manner of electronic, mechanical, photocopying, recording, broadcasting or otherwise now known or herein after developed without the previous express consent by the copyright owner, except for reproduction in daily press and regular printed publications on sale to the public within 60 days of the event related to those data/results and always provided that copyright symbol appears together as follows below.
© DORNA, 2015



Free Practice Nr. 2

Moto2

Lap	Lap Time	T1	T2	T3	T4	Speed	Lap	Lap Time	T1	T2	T3	T4	Speed
14	1'37.767	22.511	25.839	23.014	26.403	252.1	23	1'37.782	22.320	25.934	23.058	26.470	257.5
15	1'37.272	22.355	25.816	22.820	26.281	258.2	31st 2 Jesko RAFFIN sports-millions-EMWE SWI						
16	1'37.592	22.476	25.842	22.927	26.347	259.1	Runs=2 Total laps=25 Full laps=22						
17	1'45.562 P	23.998	26.682	23.821	31.061	255.6	1	1'56.055	32.496	28.489	23.674	31.396	
18	8'01.058	6'38.429	27.307	23.612	31.710		2	1'40.019	23.031	26.587	23.394	27.007	260.7
19	1'37.560	22.393	25.871	22.957	26.339	255.8	3	1'43.926	22.934	26.773	23.748	30.471	263.3
20	1'37.655	22.449	25.951	22.869	26.386	257.6	4	1'39.612	22.667	26.588	23.411	26.946	261.8
21	1'37.744	22.451	25.951	22.856	26.486	258.3	5	1'38.952	22.708	26.253	23.231	26.760	265.1
29th 77 Dominique AEGERT Technomag Racing In SWI							6	1'38.968	22.790	26.225	23.107	26.846	260.7
Runs=3 Total laps=20 Full laps=15							7	1'38.835	22.775	26.186	23.095	26.779	259.0
1	2'48.247	1'30.352	27.463	23.602	26.830		8	1'42.202	25.108	26.917	23.188	26.989	258.1
2	1'37.865	22.316	26.171	22.953	26.425	262.9	9	1'41.667	22.775	26.285	23.152	29.455	259.3
3	1'37.752	22.336	26.119	22.896	26.401	264.2	10	1'39.005	22.743	26.390	23.095	26.777	260.3
4	1'37.364	22.223	25.869	22.874	26.398	263.2	11	1'38.692	22.595	26.365	22.989	26.743	258.8
5	1'37.580	22.579	25.795	22.861	26.345	261.2	12	1'38.455	22.632	26.223	22.953	26.647	256.7
6	1'37.348	22.218	25.875	22.917	26.338	265.0	13	1'46.809 P	25.522	26.862	23.225	31.200	257.4
7	1'41.549 P	22.340	26.508	23.496	29.205	267.2	14	5'39.560	4'19.335	28.516	24.897	26.812	
8	6'54.278	5'35.667	27.036	23.669	27.906		15	1'38.784	22.763	26.231	23.181	26.609	259.3
9	1'38.733	22.526	26.511	23.118	26.578	260.0	16	1'38.293	22.551	26.202	22.964	26.576	260.1
10	1'37.763	22.355	26.060	22.982	26.366	262.1	17	1'38.168	22.595	26.185	22.968	26.420	259.0
11	1'38.376	22.771	26.189	22.992	26.424	261.6	18	1'38.332	22.529	26.203	22.954	26.646	258.8
12	1'37.480	22.168	25.980	22.968	26.364	263.6	19	1'38.453	22.499	26.227	22.974	26.753	258.4
13	1'37.378	22.186	25.896	22.973	26.323	264.3	20	1'38.107	22.495	26.144	22.893	26.575	258.8
14	1'37.433	22.215	25.826	22.959	26.433	263.3	21	1'41.760	22.576	26.372	23.523	29.289	257.9
15	1'40.149 P	22.215	25.972	22.869	29.093	263.8	22	1'39.218	23.128	26.398	23.091	26.601	260.3
16	8'26.702	6'55.368	28.405	26.469	36.460		23	1'41.784	23.555	26.474	23.112	28.643	257.6
17	1'38.438	22.488	26.288	23.084	26.578	261.6	24	1'38.189	22.591	26.191	22.826	26.581	261.8
18	1'37.856	22.284	26.029	23.078	26.465	264.1	25	1'38.313	22.487	26.288	22.974	26.564	259.7
19	1'39.326	22.269	25.979	22.932	28.146	264.6	32nd 32 Federico FULIGNI Ciatti ITA						
20	1'37.598	22.236	25.865	23.071	26.426	268.8	Runs=2 Total laps=22 Full laps=19						
30th 66 Florian ALT E-Motion IodaRacing GER							1	1'59.920	40.860	27.928	23.741	27.391	
Runs=3 Total laps=23 Full laps=18							2	1'39.731	23.021	26.444	23.475	26.791	262.0
1	1'55.468	27.699	28.030	25.394	34.345		3	1'39.722	22.748	26.393	23.522	27.059	260.1
2	1'40.406	23.119	26.523	23.616	27.148	258.4	4	1'39.716	22.874	26.308	23.652	26.882	259.5
3	1'39.861	22.912	26.774	23.450	26.725	257.2	5	1'39.208	22.898	26.206	23.367	26.737	263.0
4	1'38.971	22.696	26.256	23.172	26.847	258.0	6	1'43.703 P	22.679	26.267	23.519	31.238	258.7
5	1'38.653	22.570	26.318	23.093	26.672	257.7	7	10'51.872	9'21.996	28.042	24.277	37.557	
6	1'39.086	22.631	26.250	23.335	26.870	257.3	8	1'39.229	22.654	26.295	23.403	26.877	258.6
7	1'45.917	24.317	28.375	25.895	27.330	255.5	9	1'39.254	22.779	26.283	23.377	26.815	258.5
8	1'39.363	22.624	26.433	23.380	26.926	258.2	10	1'39.092	22.665	26.333	23.317	26.777	257.1
9	1'51.272 P	22.643	31.744	25.344	31.541	255.7	11	1'39.039	22.606	26.200	23.402	26.831	257.8
10	5'45.152	4'14.138	28.107	26.135	36.772		12	1'48.756	23.402	31.507	24.617	29.230	258.1
11	1'39.132	22.705	26.356	23.207	26.864	257.2	13	1'38.880	22.558	26.333	23.380	26.609	261.3
12	1'44.417	22.892	27.124	23.724	30.677	259.1	14	1'42.536	25.246	26.887	23.600	26.803	258.6
13	1'38.195	22.497	25.992	23.167	26.539	258.4	15	1'39.080	22.593	26.218	23.408	26.861	258.2
14	1'38.298	22.463	26.082	23.129	26.624	256.2	16	1'38.709	22.674	26.136	23.284	26.615	257.9
15	1'44.606	22.946	27.170	25.844	28.646	255.0	17	1'38.836	22.712	26.229	23.229	26.666	257.6
16	1'41.352	22.414	27.352	23.954	27.632	256.5	18	1'42.678	24.517	27.278	23.725	27.158	257.8
17	1'38.405	22.421	26.195	23.111	26.678	257.9	19	1'38.325	22.526	26.090	23.158	26.551	263.5
18	1'38.529	22.622	26.114	23.047	26.746	254.3	20	1'38.685	22.688	26.121	23.279	26.597	259.7
19	1'46.583 P	23.461	28.573	24.522	30.027	254.7	21	1'38.730	22.535	26.116	23.381	26.698	260.1
20	4'45.074	3'19.098	32.173	23.631	30.172		22	1'38.802	22.662	26.097	23.295	26.748	259.8
21	1'38.127	22.381	26.180	23.032	26.534	260.3							
22	1'37.973	22.310	26.135	22.946	26.582	260.3							

Fastest Lap: Thomas LUTHI Derendinger Racing In SWI **1'35.560** 21.894 25.214 22.431 26.021

These data/results cannot be reproduced, stored and/or transmitted in whole or in part by any manner of electronic, mechanical, photocopying, recording, broadcasting or otherwise now known or herein after developed without the previous express consent by the copyright owner, except for reproduction in daily press and regular printed publications on sale to the public within 60 days of the event related to those data/results and always provided that copyright symbol appears together as follows below.
© DORNA, 2015


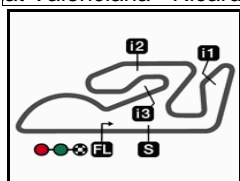
Official MotoGP Timing by TISSOT
www.motogp.com

Cheste, Friday, November 06, 2015

Page 7 of 7



at Valenciana - Ricard

Results and timing service provided by  TISSOT

4005 m.

GP MOTUL DE LA COMUNITAT VALENCIANA

Free Practice Nr. 2

Best Partial Times

Moto2

IT Ideal Lap Time, sum of the best partial times

BT Best Lap Time


T1		T2		T3		T4				IT		BT	
Pos	Rider	Time	Rider	Time	Rider	Time	Rider	Time	Pos	Rider	IT	BT	
1	T.LUTHI	21.894	T.LUTHI	25.214	S.LOWES	22.350	T.RABAT	25.836	1	T.LUTHI	1'35.539	1'35.560	(1)
2	S.LOWES	21.950	T.RABAT	25.335	T.LUTHI	22.410	A.RINS	25.905	2	T.RABAT	1'35.668	1'35.834	(2)
3	T.RABAT	21.963	S.LOWES	25.419	J.FOLGER	22.432	T.NAKAGAMI	25.919	3	S.LOWES	1'35.734	1'35.902	(3)
4	T.NAKAGAMI	22.032	J.SIMON	25.486	J.SIMON	22.496	S.CORTESE	25.965	4	J.FOLGER	1'36.008	1'36.049	(4)
5	L.SALOM	22.053	J.FOLGER	25.505	A.RINS	22.510	L.SALOM	25.969	5	A.RINS	1'36.130	1'36.439	(11)
6	J.FOLGER	22.054	A.PONS	25.521	F.MORBIDELLI	22.523	S.LOWES	26.015	6	T.NAKAGAMI	1'36.144	1'36.273	(7)
7	J.ZARCO	22.091	F.MORBIDELLI	25.529	T.RABAT	22.534	J.FOLGER	26.017	7	J.SIMON	1'36.216	1'36.224	(5)
8	A.PONS	22.091	S.CORSI	25.583	S.CORTESE	22.541	T.LUTHI	26.021	8	L.SALOM	1'36.259	1'36.262	(6)
9	A.RINS	22.104	A.MARQUEZ	25.590	T.NAKAGAMI	22.576	J.ZARCO	26.040	9	S.CORTESE	1'36.291	1'36.341	(8)
10	A.MARQUEZ	22.107	J.ZARCO	25.593	J.ZARCO	22.588	A.MARQUEZ	26.047	10	A.PONS	1'36.298	1'36.601	(15)
11	J.SIMON	22.116	L.BALDASSARRI	25.609	L.SALOM	22.592	F.MORBIDELLI	26.085	11	J.ZARCO	1'36.312	1'36.409	(10)
12	L.BALDASSARRI	22.135	A.RINS	25.611	A.PONS	22.597	A.PONS	26.089	12	F.MORBIDELLI	1'36.323	1'36.452	(12)
13	R.CARDUS	22.140	S.CORTESE	25.615	M.SCHROTTER	22.604	L.BALDASSARRI	26.090	13	A.MARQUEZ	1'36.376	1'36.376	(9)
14	M.KALLIO	22.143	T.NAKAGAMI	25.617	S.CORSI	22.611	X.VIERGE	26.091	14	S.CORSI	1'36.473	1'36.527	(13)
15	S.CORSI	22.144	L.SALOM	25.645	A.MARQUEZ	22.632	J.SIMON	26.118	15	L.BALDASSARRI	1'36.498	1'36.540	(14)
16	H.SYHRIN	22.158	R.CARDUS	25.656	M.KALLIO	22.642	S.CORSI	26.135	16	R.CARDUS	1'36.678	1'36.679	(16)
17	D.AEGERTER	22.168	E.PONS	25.675	R.CARDUS	22.662	M.KALLIO	26.179	17	M.KALLIO	1'36.752	1'36.809	(18)
18	S.CORTESE	22.170	L.MAHIAS	25.688	L.BALDASSARRI	22.664	L.ROSSI	26.184	18	M.SCHROTTE	1'36.772	1'36.783	(17)
19	F.MORBIDELLI	22.186	A.SHAH	25.694	A.SHAH	22.668	T.WAROKORN	26.198	19	A.SHAH	1'36.841	1'36.874	(19)
20	X.SIMEON	22.200	X.VIERGE	25.695	H.SYHRIN	22.723	M.SCHROTTER	26.207	20	X.VIERGE	1'36.853	1'37.168	(27)
21	R.MULHAUSER	22.205	M.SCHROTTER	25.697	X.SIMEON	22.724	A.SHAH	26.209	21	E.PONS	1'36.880	1'37.052	(22)
22	L.ROSSI	22.218	R.KRUMMENAC	25.699	E.PONS	22.739	E.PONS	26.209	22	L.MAHIAS	1'36.884	1'36.979	(21)
23	L.MAHIAS	22.225	T.WAROKORN	25.738	L.ROSSI	22.749	L.MAHIAS	26.209	23	X.SIMEON	1'36.931	1'36.978	(20)
24	X.VIERGE	22.252	M.KALLIO	25.788	T.WAROKORN	22.752	X.SIMEON	26.215	24	T.WAROKORN	1'36.960	1'37.109	(24)

These data/results cannot be reproduced, stored and/or transmitted in whole or in part by any manner of electronic, mechanical, photocopying, recording, broadcasting or otherwise now known or herein after developed without the previous express consent by the copyright owner, except for reproduction in daily press and regular printed publications on sale to the public within 60 days of the event related to those data/results and always provided that copyright symbol appears together as follows below.
© DORNA, 2015

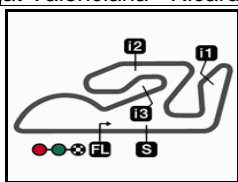
Official MotoGP Timing by TISSOT
www.motogp.com



at Valenciana - Ricard

Results and timing service provided by 

Moto2



4005 m.

GP MOTUL DE LA COMUNITAT VALENCIANA

Free Practice Nr. 2

Best Partial Times

IT Ideal Lap Time, sum of the best partial times

BT Best Lap Time

<i>T1</i>			<i>T2</i>			<i>T3</i>			<i>T4</i>				
<i>Pos</i>	<i>Rider</i>	<i>Time</i>	<i>Rider</i>	<i>Time</i>	<i>Rider</i>	<i>Time</i>	<i>Rider</i>	<i>Time</i>	<i>Pos</i>	<i>Rider</i>	<i>IT</i>	<i>BT</i>	
25	E.PONS	22.257	X.SIMEON	25.792	L.MAHIAS	22.762	R.CARDUS	26.220	25	H.SYHRIN	1'37.027	1'37.117	(25)
26	M.SCHROTTER	22.264	D.AEGERTER	25.795	R.MULHAUSER	22.778	H.SYHRIN	26.259	26	L.ROSSI	1'37.055	1'37.056	(23)
27	A.SHAH	22.270	R.MULHAUSER	25.799	R.KRUMMENACH	22.811	R.KRUMMENACH	26.281	27	R.MULHAUSE	1'37.075	1'37.117	(26)
28	T.WAROKORN	22.272	H.SYHRIN	25.887	X.VIERGE	22.815	R.MULHAUSER	26.293	28	R.KRUMMENA	1'37.076	1'37.272	(28)
29	R.KRUMMENACH	22.285	L.ROSSI	25.904	J.RAFFIN	22.826	D.AEGERTER	26.323	29	D.AEGERTER	1'37.147	1'37.348	(29)
30	F.ALT	22.310	F.ALT	25.934	D.AEGERTER	22.861	J.RAFFIN	26.420	30	F.ALT	1'37.660	1'37.782	(30)
31	J.RAFFIN	22.487	F.FULIGNI	26.090	F.ALT	22.946	F.ALT	26.470	31	J.RAFFIN	1'37.877	1'38.107	(31)
32	F.FULIGNI	22.526	J.RAFFIN	26.144	F.FULIGNI	23.158	F.FULIGNI	26.551	32	F.FULIGNI	1'38.325	1'38.325	(32)

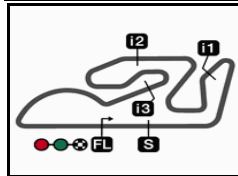
These data/results cannot be reproduced, stored and/or transmitted in whole or in part by any manner of electronic, mechanical, photocopying, recording, broadcasting or otherwise now known or herein after developed without the previous express consent by the copyright owner, except for reproduction in daily press and regular printed publications on sale to the public within 60 days of the event related to those data/results and always provided that copyright symbol appears together as follows below.

© DORNA, 2015

Official MotoGP Timing by 
www.motogp.com








4005 m.

GP MOTUL DE LA COMUNITAT VALENCIANA

Free Practice Nr. 2

Fastest Laps Sequence

<i>Practice Time</i>	 <i>Rider</i>	<i>Nation</i>	<i>Motorcycle</i>	<i>Time</i>	<i>Km/h</i>	<i>Rider's Lap</i>
3'33.128	70 Robin MULHAUSER	SWI	KALEX	1'38.669	146.1	2
3'33.258	25 Azlan SHAH	MAL	KALEX	1'38.306	146.6	2
3'36.149	40 Alex RINS	SPA	KALEX	1'37.670	147.6	2
3'40.896	60 Julian SIMON	SPA	SPEED UP	1'37.438	147.9	2
4'28.183	12 Thomas LUTHI	SWI	KALEX	1'36.942	148.7	2
5'35.408	94 Jonas FOLGER	GER	KALEX	1'36.435	149.5	3
6'04.555	12 Thomas LUTHI	SWI	KALEX	1'36.372	149.6	3
10'54.347	12 Thomas LUTHI	SWI	KALEX	1'36.215	149.8	6
27'32.046	12 Thomas LUTHI	SWI	KALEX	1'36.171	149.9	10
29'08.128	12 Thomas LUTHI	SWI	KALEX	1'36.082	150.0	11
33'25.288	1 Tito RABAT	SPA	KALEX	1'36.009	150.1	18
35'01.122	1 Tito RABAT	SPA	KALEX	1'35.834	150.4	19
40'37.710	12 Thomas LUTHI	SWI	KALEX	1'35.754	150.5	15
42'13.270	12 Thomas LUTHI	SWI	KALEX	1'35.560	150.8	16

These data/results cannot be reproduced, stored and/or transmitted in whole or in part by any manner of electronic, mechanical, photocopying, recording, broadcasting or otherwise now known or herein after developed without the previous express consent by the copyright owner, except for reproduction in daily press and regular printed publications on sale to the public within 60 days of the event related to those data/results and always provided that copyright symbol appears together as follows below.

© DORNA, 2015

Official MotoGP Timing by TISSOT
www.motogp.com

Cheste, Friday, November 06, 2015

