


4005 m.

GP MOTUL DE LA COMUNITAT VALENCIANA

Free Practice Nr. 1

Classification

3

	Rider	Nation	Team	Motorcycle	Time	Lap	Total	Gap	Top Speed
1	93 Marc MARQUEZ	SPA	Repsol Honda Team	HONDA	1'31.250	17	20		327.5
2	99 Jorge LORENZO	SPA	Movistar Yamaha MotoGP	YAMAHA	1'31.434	10	17	0.184 0.184	321.4
3	26 Dani PEDROSA	SPA	Repsol Honda Team	HONDA	1'31.553	10	19	0.303 0.119	330.5
4	4 Andrea DOVIZIOSO	ITA	Ducati Team	DUCATI	1'31.642	17	17	0.392 0.089	328.7
5	46 Valentino ROSSI	ITA	Movistar Yamaha MotoGP	YAMAHA	1'31.665	21	21	0.415 0.023	318.3
6	44 Pol ESPARGARO	SPA	Monster Yamaha Tech 3	YAMAHA	1'31.892	17	20	0.642 0.227	322.2
7	29 Andrea IANNONE	ITA	Ducati Team	DUCATI	1'32.192	19	20	0.942 0.300	332.4
8	35 Cal CRUTCHLOW	GBR	LCR Honda	HONDA	1'32.260	18	19	1.010 0.068	321.1
9	41 Aleix ESPARGARO	SPA	Team SUZUKI ECSTAR	SUZUKI	1'32.359	5	19	1.109 0.099	317.3
10	68 Yonny HERNANDEZ	COL	Octo Pramac Racing	DUCATI	1'32.412	16	18	1.162 0.053	324.7
11	6 Stefan BRADL	GER	Aprilia Racing Team Gresini	APRILIA	1'32.514	15	19	1.264 0.102	315.7
12	9 Daniilo PETRUCCI	ITA	Octo Pramac Racing	DUCATI	1'32.574	18	21	1.324 0.060	321.4
13	51 Michele PIRRO	ITA	Ducati Team	DUCATI	1'32.724	16	19	1.474 0.150	327.5
14	19 Alvaro BAUTISTA	SPA	Aprilia Racing Team Gresini	APRILIA	1'32.725	16	18	1.475 0.001	314.9
15	63 Mike DI MEGLIO	FRA	Avintia Racing	DUCATI	1'32.797	14	17	1.547 0.072	316.2
16	25 Maverick VIÑALES	SPA	Team SUZUKI ECSTAR	SUZUKI	1'32.801	9	16	1.551 0.004	315.7
17	38 Bradley SMITH	GBR	Monster Yamaha Tech 3	YAMAHA	1'32.841	19	21	1.591 0.040	320.8
18	8 Hector BARBERA	SPA	Avintia Racing	DUCATI	1'32.927	13	15	1.677 0.086	320.9
19	69 Nicky HAYDEN	USA	Aspar MotoGP Team	HONDA	1'32.978	17	19	1.728 0.051	310.7
20	43 Jack MILLER	AUS	LCR Honda	HONDA	1'33.049	14	19	1.799 0.071	316.9
21	50 Eugene LAVERTY	IRL	Aspar MotoGP Team	HONDA	1'33.097	17	22	1.847 0.048	311.2
22	45 Scott REDDING	GBR	EG 0,0 Marc VDS	HONDA	1'33.143	17	19	1.893 0.046	318.5
23	76 Loris BAZ	FRA	Forward Racing	YAMAHA FORWARD	1'33.211	15	18	1.961 0.068	309.4
24	24 Toni ELIAS	SPA	Forward Racing	YAMAHA FORWARD	1'33.657	21	21	2.407 0.446	318.4
25	13 Anthony WEST	AUS	AB Motoracing	HONDA	1'33.837	18	20	2.587 0.180	312.0
26	23 Broc PARKES	AUS	E-Motion IodaRacing Team	ART	1'35.290	15	17	4.040 1.453	303.5

Practice condition: Dry

Air: 20°

Humidity: 69%

Ground: 18°

Fastest Lap:	Lap: 17	Marc MARQUEZ	1'31.250	158 Km/h
Circuit Record Lap:	2014	Marc MARQUEZ	1'31.515	157.5 Km/h
Circuit Best Lap:	2013	Marc MARQUEZ	1'30.237	159.7 Km/h

The results are provisional until the end of the limit for protest and appeals.

Time limit for protest expires 30' after publication of the results - Mr. Time:

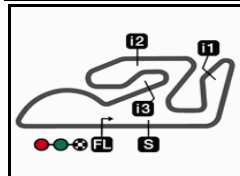
These data/results cannot be reproduced, stored and/or transmitted in whole or in part by any manner of electronic, mechanical, photocopying, recording, broadcasting or otherwise now known or herein after developed without the previous express consent by the copyright owner, except for reproduction in daily press and regular printed publications on sale to the public within 60 days of the event related to those data/results and always provided that copyright symbol appears together as follows below.

© DORNA, 2015

Official MotoGP Timing by TISSOT
www.motogp.com

Cheste, Friday, November 06, 2015





4005 m.

GP MOTUL DE LA COMUNITAT VALENCIANA

Free Practice Nr. 1

Top Speed & Average

4



Rider	Nation	Motorcycle	Top 5 speeds					Average	Top
29 Andrea IANNONE	ITA	DUCATI	332.4	330.7	328.9	328.9	328.9	330.0	332.4
26 Dani PEDROSA	SPA	HONDA	330.5	324.9	324.6	323.5	323.1	325.3	330.5
4 Andrea DOVIZIOSO	ITA	DUCATI	328.7	328.4	327.8	327.7	327.4	328.0	328.7
51 Michele PIRRO	ITA	DUCATI	327.5	324.0	323.4	322.2	322.1	323.8	327.5
93 Marc MARQUEZ	SPA	HONDA	327.5	323.7	323.7	322.7	322.2	323.7	327.5
68 Yonny HERNANDEZ	COL	DUCATI	324.7	323.4	322.2	320.9	320.7	322.4	324.7
44 Pol ESPARGARO	SPA	YAMAHA	322.2	321.4	321.2	321.1	320.5	321.3	322.2
9 Danilo PETRUCCI	ITA	DUCATI	321.4	320.5	320.1	319.8	319.5	320.3	321.4
99 Jorge LORENZO	SPA	YAMAHA	321.4	319.8	319.2	319.0	318.8	319.5	321.4
35 Cal CRUTCHLOW	GBR	HONDA	321.1	320.9	320.5	320.1	319.7	320.5	321.1
8 Hector BARBERA	SPA	DUCATI	320.9	319.7	319.7	319.1	319.1	319.7	320.9
38 Bradley SMITH	GBR	YAMAHA	320.8	320.4	319.8	319.8	319.7	320.1	320.8
45 Scott REDDING	GBR	HONDA	318.5	316.9	316.4	316.3	315.6	316.7	318.5
24 Toni ELIAS	SPA	YAMAHA FOR	318.4	317.1	315.7	315.5	315.3	316.4	318.4
46 Valentino ROSSI	ITA	YAMAHA	318.3	318.1	317.6	317.1	316.6	317.3	318.3
41 Aleix ESPARGARO	SPA	SUZUKI	317.3	315.0	315.0	313.9	313.5	314.9	317.3
43 Jack MILLER	AUS	HONDA	316.9	313.7	312.3	312.3	311.9	313.4	316.9
63 Mike DI MEGLIO	FRA	DUCATI	316.2	316.2	316.0	315.5	315.3	315.8	316.2
6 Stefan BRADL	GER	APRILIA	315.7	313.8	313.8	313.7	313.7	314.1	315.7
25 Maverick VIÑALES	SPA	SUZUKI	315.7	315.2	314.6	314.5	314.5	314.9	315.7
19 Alvaro BAUTISTA	SPA	APRILIA	314.9	314.9	314.6	314.5	314.4	314.7	314.9
13 Anthony WEST	AUS	HONDA	312.0	311.9	311.8	311.2	310.0	311.4	312.0
50 Eugene LAVERTY	IRL	HONDA	311.2	311.2	311.2	311.1	311.0	311.1	311.2
69 Nicky HAYDEN	USA	HONDA	310.7	310.4	310.4	310.3	309.6	310.3	310.7
76 Loris BAZ	FRA	YAMAHA FOR	309.4	309.2	309.2	309.0	308.6	309.1	309.4
23 Broc PARKES	AUS	ART	303.5	301.2	300.7	300.6	300.3	301.1	303.5

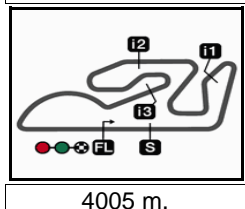
These data/results cannot be reproduced, stored and/or transmitted in whole or in part by any manner of electronic, mechanical, photocopying, recording, broadcasting or otherwise now known or herein after developed without the previous express consent by the copyright owner, except for reproduction in daily press and regular printed publications on sale to the public within 60 days of the event related to those data/results and always provided that copyright symbol appears together as follows below.

© DORNA, 2015

Official MotoGP Timing by TISSOT
www.motogp.com



Cheste, Friday, November 06, 2015



GP MOTUL DE LA COMUNITAT VALENCIANA

Free Practice Nr. 1

Chronological Analysis of Performances

5

* Lap / Sector time cancelled

T1 Time from finish line to 1st intermedate

T3 Time from 2nd intermed. to 3rd intermed.

P Crossing the finish line in pit lane

T2 Time from 1st intermed. to 2nd intermed.

T4 Time from 3rd intermedate to finish line

Lap	Lap Time	T1	T2	T3	T4	Speed	Lap	Lap Time	T1	T2	T3	T4	Speed		
1st	93	Marc MARQUEZ Repsol Honda Team SPA						2	1'35.166	21.796	25.631	22.674	25.065	281.1	
		Runs=3			Total laps=20		Full laps=15		3	1'33.537	21.436	25.175	22.184	24.742	311.8
1	2'08.451	50.191	28.272	23.465	26.523		4	1'34.552	21.246	26.202	22.195	24.909	322.7		
2	1'35.024	21.243	25.829	22.985	24.967	319.5	5	1'32.684	20.941	24.955	22.057	24.731	323.5		
3	1'32.754	20.712	25.189	22.167	24.686	321.1	6	1'32.359	20.820	24.774	22.022	24.743	322.4		
4	1'32.024	20.675	24.764	21.981	24.604	327.5	7	1'38.169 P	21.668	25.664	22.902	27.935	323.1		
5	1'31.932	20.647	24.644	21.973	24.668	323.7	8	8'22.753	7'08.329	26.468	22.881	25.075			
6	1'31.815	20.659	24.544	21.861	24.751	323.7	9	1'32.501	20.867	24.799	22.114	24.721	322.0		
7	1'41.196 P	22.641	26.304	23.168	29.083	322.2	10	1'31.553	20.654	24.553	21.820	24.526	324.6		
8	8'28.849	7'15.159	26.146	22.363	25.181		11	1'35.279 P	20.593	24.576	22.317	27.793	324.9		
9	1'31.821	20.582	24.600	21.739	24.900	318.5	12	8'59.286	7'45.823	26.042	22.438	24.983			
10	1'31.617	20.578	24.520	21.865	24.654	321.4	13	1'32.348	20.719	24.804	22.044	24.781	321.5		
11	1'31.715	20.738	24.537	21.787	24.653	321.2	14	1'32.118	20.620	24.789	22.029	24.680	321.8		
12	1'31.656	20.576	24.559	21.809	24.712	322.2	15	1'32.460	20.835	24.891	22.062	24.672	330.5		
13	1'39.695 P	21.686	26.184	22.917	28.908	322.7	16	1'31.832	20.605	24.615	21.910	24.702	322.5		
14	8'15.423	7'01.215	26.053	22.929	25.226		17	1'36.754 P	20.992	25.748	22.805	27.209	322.8		
15	1'31.544	20.575	24.631	21.730	24.608	320.8	18	3'15.743	2'01.499	26.477	22.617	25.150			
16	1'33.457	20.722	25.207	22.371	25.157	320.9	19	1'32.510	21.044	24.714	22.023	24.729	316.9		
17	1'31.250	20.545	24.437	21.700	24.568	320.5									
18	1'31.453	20.567	24.497	21.811	24.578	320.9									
19	1'31.529	20.544	24.494	21.773	24.718	321.5									
20	1'40.056	20.708	24.557	28.558	26.233	320.0									

							4th	4	Andrea DOVIZIOSO Ducati Team ITA				
									Runs=4			Total laps=17	Full laps=10
1	2'07.347	49.227	28.279	24.052	25.789		1	2'07.347	49.227	28.279	24.052	25.789	
2	1'36.736	22.171	25.882	23.561	25.122	320.5	2	1'36.736	22.171	25.882	23.561	25.122	320.5
3	1'32.971	21.157	24.928	22.184	24.702	322.4	3	1'32.971	21.157	24.928	22.184	24.702	322.4
4	1'32.651	20.900	24.873	22.185	24.693	327.4	4	1'32.651	20.900	24.873	22.185	24.693	327.4
5	1'37.879 P	20.926	25.564	22.701	28.688	328.7	5	1'37.879 P	20.926	25.564	22.701	28.688	328.7
6	10'29.375	9'14.648	26.338	22.930	25.459		6	10'29.375	9'14.648	26.338	22.930	25.459	
7	1'33.776	21.128	25.233	22.421	24.994	320.1	7	1'33.776	21.128	25.233	22.421	24.994	320.1
8	1'32.686	20.808	24.906	22.119	24.853	326.3	8	1'32.686	20.808	24.906	22.119	24.853	326.3
9	1'36.550 P	20.767	24.928	22.075	28.780	327.7	9	1'36.550 P	20.767	24.928	22.075	28.780	327.7
10	8'09.059	6'54.314	26.452	23.011	25.282		10	8'09.059	6'54.314	26.452	23.011	25.282	
11	1'32.591	20.797	24.879	22.045	24.870	325.2	11	1'32.591	20.797	24.879	22.045	24.870	325.2
12	1'32.358	20.794	24.735	22.049	24.780	325.7	12	1'32.358	20.794	24.735	22.049	24.780	325.7
13	1'32.367	20.732	24.775	22.079	24.781	327.1	13	1'32.367	20.732	24.775	22.079	24.781	327.1
14	1'38.929 P	21.842	26.366	22.841	27.880	325.3	14	1'38.929 P	21.842	26.366	22.841	27.880	325.3
15	3'55.380	2'39.161	26.377	23.634	26.208		15	3'55.380	2'39.161	26.377	23.634	26.208	
16	1'31.998	20.742	24.630	22.021	24.605	328.4	16	1'31.998	20.742	24.630	22.021	24.605	328.4
17	1'31.642	20.626	24.538	21.841	24.637	327.8	17	1'31.642	20.626	24.538	21.841	24.637	327.8

							5th	46	Valentino ROSSI Movistar Yamaha Mot ITA				
									Runs=3			Total laps=21	Full laps=16
1	2'44.057	1'27.565	27.390	23.480	25.622		1	2'44.057	1'27.565	27.390	23.480	25.622	
2	1'34.660	21.371	25.138	22.905	25.246	315.6	2	1'34.660	21.371	25.138	22.905	25.246	315.6
3	1'32.961	21.008	24.926	22.240	24.787	316.6	3	1'32.961	21.008	24.926	22.240	24.787	316.6
4	1'32.579	20.836	24.819	22.062	24.862	317.6	4	1'32.579	20.836	24.819	22.062	24.862	317.6
5	1'32.521	20.875	24.676	22.051	24.919	318.1	5	1'32.521	20.875	24.676	22.051	24.919	318.1

3rd	26	Dani PEDROSA Repsol Honda Team SPA					Runs=4	Total laps=19	Full laps=12
1	2'26.637	1'08.644	27.998	23.869	26.126				

Fastest Lap: Marc MARQUEZ Repsol Honda Team SPA **1'31.250** 20.545 24.437 21.700 24.568

These data/results cannot be reproduced, stored and/or transmitted in whole or in part by any manner of electronic, mechanical, photocopying, recording, broadcasting or otherwise now known or herein after developed without the previous express consent by the copyright owner, except for reproduction in daily press and regular printed publications on sale to the public within 60 days of the event related to those data/results and always provided that copyright symbol appears together as follows below.
© DORNA, 2015



Free Practice Nr. 1

MotoGP

Lap	Lap Time	T1	T2	T3	T4	Speed	Lap	Lap Time	T1	T2	T3	T4	Speed
6	1'33.365	20.923	25.030	22.264	25.148	318.3	15	1'32.218	20.688	24.796	22.041	24.693	328.1
7	1'32.513	20.954	24.737	21.988	24.834	316.6	16	1'36.853 P	20.701	24.942	23.252	27.958	326.6
8	1'38.554 P	21.625	25.611	22.755	28.563	314.2	17	5'41.654	4'21.967	26.093	22.793	30.801	
9	6'03.386	4'49.539	26.167	22.441	25.239		18	1'32.316	20.824	24.867	22.021	24.604	328.7
10	1'32.496	20.885	24.886	21.921	24.804	314.9	19	1'32.192	20.637	24.671	22.210	24.674	328.9
11	1'32.047	20.807	24.678	21.794	24.768	313.7	20	1'32.216	20.711	24.802	22.039	24.664	327.2
12	1'32.012	20.686	24.608	21.922	24.796	316.4							
13	1'32.296	20.810	24.780	21.946	24.760	315.6							
14	1'32.238	20.702	24.756	21.925	24.855	316.2							
15	1'42.637 P	22.359	27.431	24.070	28.777	313.4							
16	8'14.837	7'00.225	26.803	22.675	25.134								
17	1'32.456	20.760	24.921	21.897	24.878	317.1							
18	1'31.946	20.690	24.625	21.887	24.744	315.9							
19	1'32.334	20.774	24.521	22.064	24.975	316.6							
20	1'31.933	20.787	24.593	21.820	24.733	315.3							
21	1'31.665	20.656	24.432	21.759	24.818	316.3							

6th 44 Poi ESPARGARO Monster Yamaha Tec SPA

		Runs=3	Total laps=20	Full laps=15		
1	2'08.801	49.459	28.269	24.562	26.511	
2	1'35.098	21.383	25.586	23.024	25.105	315.9
3	1'32.868	20.978	24.925	22.160	24.805	317.7
4	1'32.694	20.856	24.905	22.139	24.794	322.2
5	1'35.736	23.166	25.123	22.254	25.193	321.4
6	1'32.769	21.110	24.819	22.033	24.807	318.3
7	1'39.673 P	23.310	25.433	22.419	28.511	321.2
8	7'27.330	6'13.481	26.060	22.512	25.277	
9	1'32.890	21.157	24.970	22.021	24.742	315.7
10	1'32.422	20.844	24.783	21.972	24.823	316.7
11	1'32.473	20.900	24.739	22.054	24.780	315.6
12	1'42.991	23.544	30.015	23.479	25.953	317.8
13	1'32.180	20.791	24.667	21.964	24.758	318.3
14	1'39.636 P	21.463	27.556	23.006	27.611	320.5
15	9'00.391	7'40.703	26.152	23.622	29.914	
16	1'32.561	20.828	24.819	22.074	24.840	317.7
17	1'31.892	20.683	24.734	21.813	24.662	318.7
18	1'32.313	20.815	24.694	22.070	24.734	320.0
19	1'31.941	20.701	24.604	21.947	24.689	321.1
20	1'31.962	20.737	24.629	21.951	24.645	318.7

7th 29 Andrea IANNONE Ducati Team ITA

		Runs=4	Total laps=20	Full laps=13		
1	2'24.908	1'05.068	28.225	24.658	26.957	
2	1'38.335	24.389	26.272	22.827	24.847	312.5
3	1'33.281	20.928	25.134	22.487	24.732	328.0
4	1'32.839	20.878	24.932	22.238	24.791	328.7
5	1'34.165	21.816	25.311	22.259	24.779	328.0
6	1'32.537	20.982	24.725	22.104	24.726	328.9
7	1'42.305 P	23.442	26.478	23.204	29.181	330.7
8	8'06.007	6'52.372	26.126	22.616	24.893	
9	1'32.682	20.921	24.843	22.133	24.785	327.5
10	1'32.260	20.631	24.863	22.028	24.738	328.9
11	1'37.438 P	21.010	25.623	22.799	28.006	332.4
12	5'02.403	3'47.298	26.272	23.314	25.519	
13	1'32.828	20.769	25.061	22.218	24.780	323.0
14	1'32.369	20.695	24.810	22.034	24.830	327.7

8th 35 Cal CRUTCHLOW LCR Honda GBR

		Runs=3	Total laps=19	Full laps=14		
1	2'03.857	41.832	29.279	24.347	28.399	
2	1'36.923	22.139	26.195	23.120	25.469	305.4
3	1'33.609	21.150	25.126	22.217	25.116	316.9
4	1'32.979	21.258	24.860	21.977	24.884	319.4
5	1'38.708	23.939	26.955	22.623	25.191	318.7
6	1'32.444	21.154	24.662	21.819	24.809	320.5
7	1'42.743 P	23.421	27.903	23.291	28.128	318.3
8	9'02.511	7'46.788	26.700	23.258	25.765	
9	1'34.393	21.481	25.505	22.324	25.083	315.9
10	1'32.400	20.824	24.778	21.869	24.929	318.3
11	1'32.302	20.831	24.684	21.883	24.904	319.2
12	1'37.429	24.650	25.494	22.395	24.890	319.2
13	1'32.429	20.984	24.711	21.883	24.851	320.9
14	1'42.652 P	25.364	26.338	23.265	27.685	317.4
15	8'48.772	7'32.038	26.813	22.871	27.050	
16	1'36.653	21.995	25.971	22.610	26.077	312.6
17	1'32.886	20.885	24.971	22.129	24.901	320.1
18	1'32.260	20.721	24.677	21.937	24.925	319.7
19	1'32.560	20.978	24.719	21.987	24.876	321.1

9th 41 Aleix ESPARGARO Team SUZUKI ECST SPA

		Runs=3	Total laps=19	Full laps=13		
1	2'37.134	1'17.551	28.606	24.594	26.383	
2	1'35.586	21.672	25.927	22.690	25.297	308.7
3	1'33.627	21.122	25.127	22.263	25.115	312.7
4	1'32.744	20.952	24.902	22.020	24.870	312.5
5	1'32.359	20.904	24.779	21.921	24.755	313.5
6	1'41.796 P	22.739	26.221	22.882	29.954	315.0
7	7'12.476	5'58.411	26.228	22.558	25.279	
8	1'33.152	21.182	24.911	22.071	24.988	312.2
9	1'32.911	21.031	24.811	22.023	25.046	313.3
10	1'41.422 P	22.380	26.320	23.132	29.590	311.9
11	8'32.651	7'17.282	26.959	22.952	25.458	
12	1'33.485	21.199	25.058	22.055	25.173	317.3
13	1'32.505	20.885	24.803	21.948	24.869	311.4
14	1'32.504	20.742	24.829	21.957	24.976	312.9
15	1'32.463	20.880	24.723	21.941	24.919	313.1
16	1'32.451	20.851	24.757	21.895	24.948	313.9
17	1'39.280	23.417	26.296	22.882	26.685	313.1
18	1'33.192	21.038	24.913	22.024	25.217	313.3
19	1'45.291 P	23.165	27.929	24.010	30.187	315.0

10th 68 Yonny HERNANDEZ Octo Pramac Racing COL

		Runs=4	Total laps=18	Full laps=11		
1	1'59.111	41.376	27.584	24.156	25.995	
2	1'36.108	21.765	25.618	23.203	25.522	320.0
3	1'35.533	21.443	25.228	23.008	25.854	319.7

Fastest Lap: Marc MARQUEZ Repsol Honda Team SPA **1'31.250** 20.545 24.437 21.700 24.568

These data/results cannot be reproduced, stored and/or transmitted in whole or in part by any manner of electronic, mechanical, photocopying, recording, broadcasting or otherwise now known or herein after developed without the previous express consent by the copyright owner, except for reproduction in daily press and regular printed publications on sale to the public within 60 days of the event related to those data/results and always provided that copyright symbol appears together as follows below.
© DORNA, 2015

Official MotoGP Timing by TISSOT
www.motogp.com

Cheste, Friday, November 06, 2015

Page 2 of 6



Free Practice Nr. 1

MotoGP

Lap	Lap Time	T1	T2	T3	T4	Speed	Lap	Lap Time	T1	T2	T3	T4	Speed
4	1'34.600	21.402	25.190	22.639	25.369	320.9	17	1'34.785	22.853	25.056	22.033	24.843	319.8
5	1'40.203 P	21.180	25.119	22.561	31.343	320.7	18	1'32.574	20.895	24.867	21.994	24.818	321.4
6	6'07.714	4'52.956	25.934	23.046	25.778		19	1'32.634	20.914	24.821	22.086	24.813	320.1
7	1'34.731	21.371	25.283	22.742	25.335	317.4	20	1'32.929	20.982	24.856	22.097	24.994	320.5
8	1'33.780	20.935	25.169	22.389	25.287	318.7	21	1'36.100	21.108	27.723	22.291	24.978	319.5
9	1'40.464	21.799	25.495	22.517	30.653	317.8							
10	1'37.043	23.649	25.502	22.511	25.381	318.8							
11	1'33.774	20.911	25.046	22.469	25.348	319.8							
12	1'33.563	20.997	25.067	22.271	25.228	319.1							
13	1'39.620 P	21.607	25.480	22.931	29.602	320.2							
14	9'41.498	8'20.088	26.404	25.334	29.672								
15	1'32.811	20.798	24.980	22.103	24.930	322.2							
16	1'32.412	20.820	24.700	22.039	24.853	323.4							
17	1'54.382 P	20.925	24.797	38.772	29.888	324.7							
18	4'37.606	3'19.756	25.531	22.568	29.751								

11th 6 Stefan BRADL Aprilia Racing Team GER
Runs=3 Total laps=19 Full laps=14

1	1'57.924	40.572	27.860	23.616	25.876	
2	1'35.793	21.915	25.902	22.629	25.347	305.7
3	1'34.076	21.338	25.206	22.290	25.242	311.9
4	1'33.486	21.248	24.984	22.190	25.064	310.3
5	1'34.034	21.390	25.206	22.283	25.155	313.4
6	1'33.661	21.144	25.103	22.204	25.210	312.2
7	1'42.821 P	22.177	26.440	23.003	31.201	311.9
8	10'17.306	9'01.507	26.990	23.089	25.720	
9	1'34.972	22.219	25.231	22.242	25.280	313.8
10	1'33.711	21.199	25.067	22.215	25.230	311.8
11	1'33.947	21.161	25.069	22.449	25.268	310.6
12	1'42.797 P	24.083	26.951	22.769	28.994	310.3
13	7'12.703	5'50.979	26.683	25.230	29.811	
14	1'33.013	21.048	24.966	22.086	24.913	313.8
15	1'32.514	20.851	24.715	22.025	24.923	313.7
16	1'35.830	23.558	25.105	22.059	25.108	312.7
17	2'14.450	21.006	24.822	1'02.977	25.645	311.8
18	1'33.092	21.154	24.946	22.033	24.959	313.7
19	1'38.623	22.459	27.262	22.846	26.056	315.7

12th 9 Danilo PETRUCCI Octo Pramac Racing ITA
Runs=3 Total laps=21 Full laps=16

1	2'02.466	43.458	29.842	23.614	25.552	
2	1'33.843	21.307	25.460	22.238	24.838	318.3
3	1'33.070	20.957	24.842	22.327	24.944	318.3
4	1'33.010	21.061	24.989	22.066	24.894	319.2
5	1'33.037	21.023	24.863	22.068	25.083	318.8
6	1'43.758	23.188	27.091	22.285	31.194	318.3
7	1'38.077 P	21.194	24.905	22.651	29.327	313.7
8	8'12.587	6'59.275	25.794	22.420	25.098	
9	1'32.725	20.863	24.926	22.012	24.924	318.0
10	1'32.782	21.004	24.866	21.951	24.961	318.3
11	1'32.710	21.005	24.792	21.949	24.964	317.7
12	1'32.714	21.038	24.788	21.950	24.938	316.4
13	1'32.894	21.010	24.863	22.070	24.951	317.4
14	1'39.897 P	21.983	26.218	22.810	28.886	316.9
15	6'48.050	5'26.956	26.042	23.975	31.077	
16	1'34.796	21.342	26.463	22.068	24.923	317.8

13th 51 Michele PIRRO Ducati Team ITA
Runs=3 Total laps=19 Full laps=14

1	2'17.936	59.078	28.592	24.202	26.064	
2	1'37.877	22.156	26.296	23.481	25.944	304.6
3	1'34.586	21.498	25.415	22.502	25.171	320.9
4	1'34.236	21.463	25.114	22.458	25.201	311.6
5	1'33.596	21.196	24.864	22.306	25.230	327.5
6	1'33.822	21.372	25.011	22.300	25.139	319.1
7	1'34.444	21.676	25.142	22.471	25.155	306.5
8	1'33.180	21.042	24.797	22.259	25.082	323.4
9	1'40.444 P	21.831	25.797	22.873	29.943	321.5
10	10'34.576	9'16.441	29.288	23.384	25.463	
11	1'34.063	21.222	25.164	22.239	25.438	324.0
12	1'33.456	21.076	24.997	22.276	25.107	320.7
13	1'33.198	20.965	24.855	22.241	25.137	322.1
14	1'40.787 P	21.755	25.587	23.056	30.389	322.2
15	7'37.511	6'23.749	26.152	22.543	25.067	
16	1'32.724	20.885	24.750	22.078	25.011	320.1
17	1'38.470	22.287	26.312	23.863	26.008	319.7
18	1'32.782	20.889	24.819	22.155	24.919	321.7
19	1'32.728	20.973	24.761	22.057	24.937	321.2

14th 19 Alvaro BAUTISTA Aprilia Racing Team SPA
Runs=4 Total laps=18 Full laps=11

1	1'53.603	33.370	27.954	24.176	28.103	
2	1'35.588	21.553	25.739	22.852	25.444	314.9
3	1'34.332	21.309	25.186	22.622	25.215	314.9
4	1'33.900	21.148	25.204	22.396	25.152	314.5
5	1'33.792	21.143	25.022	22.346	25.281	313.9
6	1'34.082	21.224	25.018	22.382	25.458	314.1
7	1'41.021 P	22.359	26.205	23.137	29.320	310.2
8	8'03.504	6'48.842	26.315	22.811	25.536	
9	1'34.300	21.370	25.225	22.356	25.349	310.2
10	1'33.869	21.126	24.968	22.419	25.356	311.5
11	1'34.173	21.197	25.073	22.466	25.437	312.2
12	1'38.552 P	22.076	25.398	22.466	28.612	309.8
13	8'10.840	6'56.610	26.283	22.586	25.361	
14	1'33.317	21.063	24.950	22.068	25.236	312.6
15	1'32.951	20.948	24.870	22.086	25.047	313.4
16	1'32.725	20.902	24.717	22.081	25.025	314.4
17	1'38.038 P	21.776	25.155	22.682	28.425	314.6
18	5'12.711	3'57.286	27.417	22.639	25.369	

15th 63 Mike DI MEGLIO Avintia Racing FRA
Runs=3 Total laps=17 Full laps=12

1	1'54.126	33.759	27.938	24.164	28.265	
2	1'35.901	21.500	25.538	22.775	26.088	313.3
3	1'33.886	21.222	25.029	22.247	25.388	310.2
4	1'33.828	21.223	24.980	22.350	25.275	316.0
5	1'33.760	21.255	24.906	22.234	25.365	315.5

Fastest Lap: Marc MARQUEZ Repsol Honda Team SPA 1'31.250 20.545 24.437 21.700 24.568

These data/results cannot be reproduced, stored and/or transmitted in whole or in part by any manner of electronic, mechanical, photocopying, recording, broadcasting or otherwise now known or herein after developed without the previous express consent by the copyright owner, except for reproduction in daily press and regular printed publications on sale to the public within 60 days of the event related to those data/results and always provided that copyright symbol appears together as follows below.
© DORNA, 2015

Official MotoGP Timing by TISSOT
www.motogp.com

Cheste, Friday, November 06, 2015

Page 3 of 6



Free Practice Nr. 1

MotoGP

Lap	Lap Time	T1	T2	T3	T4	Speed	Lap	Lap Time	T1	T2	T3	T4	Speed		
6	1'34.052	21.240	25.022	22.293	25.497	316.2	18th 8 Hector BARBERA Avintia Racing SPA						Runs=3	Total laps=15	Full laps=10
7	1'41.323 P	22.861	26.098	22.997	29.367	313.8	1	1'51.892	35.079	27.343	23.744	25.726			
8	13'26.490	12'10.600	26.011	23.248	26.631		2	1'34.432	21.537	25.385	22.374	25.136	310.3		
9	1'34.378	21.255	25.114	22.595	25.414	310.6	3	1'33.627	21.045	24.975	22.267	25.340	318.0		
10	1'33.931	21.231	25.060	22.291	25.349	312.3	4	1'39.623 P	22.018	26.159	22.919	28.527	315.7		
11	1'33.841	21.160	25.007	22.263	25.411	311.8	5	14'00.133	12'41.578	26.900	24.147	27.508			
12	1'39.703 P	21.717	25.879	23.108	28.999	309.8	6	1'34.440	21.190	25.235	21.972	26.043	316.4		
13	8'01.223	6'47.521	25.911	22.559	25.232		7	1'33.274	20.935	24.959	22.080	25.300	319.7		
14	1'32.797	20.902	24.802	22.094	24.999	313.0	8	1'37.240	21.089	26.782	24.242	25.127	319.1		
15	1'32.960	20.974	24.687	22.149	25.150	315.3	9	1'33.099	20.956	24.889	22.150	25.104	319.1		
16	1'33.035	20.945	24.798	22.141	25.151	315.0	10	1'39.142 P	21.221	25.260	23.203	29.458	317.1		
17	1'33.367	21.103	24.795	22.256	25.213	316.2	11	10'38.281	9'16.727	26.961	23.945	30.648			
16th 25 Maverick VIÑALES Team SUZUKI ECST SPA							12	1'33.001	21.102	24.963	21.872	25.064	318.3		
Runs=4 Total laps=17 Full laps=12							13	1'32.927	20.891	24.818	22.183	25.035	319.7		
unfinished 1'05.359 28.609							14	1'33.405	20.986	24.984	22.237	25.198	320.9		
1	unfinished		26.332	23.126	25.718		15	1'33.815	21.128	25.013	22.428	25.246	317.0		
2	1'34.328	21.504	25.174	22.363	25.287	314.5	19th 69 Nicky HAYDEN Aspar MotoGP Team USA						Runs=3	Total laps=19	Full laps=14
3	1'33.393	21.022	24.870	22.385	25.116	313.5	1	2'00.145	42.739	27.751	23.481	26.174			
4	1'33.374	21.009	24.927	22.310	25.128	315.7	2	1'35.258	21.718	25.287	22.696	25.557	304.5		
5	1'33.073	20.937	24.813	22.195	25.128	314.5	3	1'35.242	21.449	25.272	22.771	25.750	310.4		
6	1'39.635 P	22.045	25.859	22.990	28.741	314.1	4	1'33.624	21.170	25.022	22.222	25.210	309.0		
7	7'29.262	6'16.252	25.310	22.468	25.232		5	1'34.024	21.258	25.017	22.366	25.383	308.7		
8	1'33.060	21.107	24.861	22.131	24.961	313.4	6	1'33.982	21.308	24.888	22.390	25.396	306.9		
9	1'32.801	20.861	24.827	22.122	24.991	314.6	7	1'34.124	21.413	25.062	22.223	25.426	310.3		
10	1'33.084	21.001	24.743	22.162	25.178	313.3	8	1'40.480 P	21.939	25.684	23.016	29.841	307.5		
11	1'32.879	20.912	24.740	22.166	25.061	311.6	9	9'32.192	8'15.363	27.120	23.916	25.793			
12	1'38.790 P	22.036	25.730	22.912	28.112	313.9	10	1'33.377	21.153	24.981	22.121	25.122	305.6		
13	6'39.630	5'25.899	25.850	22.653	25.228		11	1'34.519	21.498	25.104	22.410	25.507	309.0		
14	1'33.150	21.014	24.817	22.164	25.155	311.9	12	1'33.888	21.211	24.972	22.328	25.377	306.2		
15	1'32.966	21.104	24.740	22.059	25.063	311.6	13	1'39.656 P	21.785	25.720	22.672	29.479	308.0		
16	1'32.973	21.007	24.704	22.210	25.052	315.2	14	9'38.762	8'26.076	25.470	22.178	25.038			
17th 38 Bradley SMITH Monster Yamaha Tec GBR							15	1'33.303	20.854	24.805	22.464	25.180	310.4		
Runs=3 Total laps=21 Full laps=16							16	1'33.129	21.051	24.683	22.056	25.339	309.6		
1	2'17.235	57.589	28.875	24.453	26.318		17	1'32.978	20.948	24.727	22.121	25.182	310.7		
2	1'37.665	22.361	26.313	23.309	25.682	310.8	18	1'37.458	22.631	25.701	22.862	26.264	308.8		
3	1'35.272	21.789	25.556	22.580	25.347	314.6	19	1'33.346	21.293	24.801	22.153	25.099	301.3		
4	1'34.212	21.310	25.251	22.467	25.184	319.0	20th 43 Jack MILLER LCR Honda AUS						Runs=4	Total laps=19	Full laps=12
5	1'33.748	21.043	25.016	22.379	25.310	319.2	1	1'49.630	32.078	27.534	23.751	26.267			
6	1'33.713	21.206	25.093	22.303	25.111	316.6	2	1'35.887	21.942	25.457	22.790	25.698	309.2		
7	1'33.356	21.110	24.931	22.183	25.132	318.4	3	1'35.624	21.363	25.950	22.875	25.436	310.2		
8	1'42.517 P	23.565	26.692	23.153	29.107	317.7	4	1'34.427	21.261	25.228	22.611	25.327	312.3		
9	5'21.104	4'06.684	26.182	22.844	25.394		5	1'34.367	21.320	25.077	22.499	25.471	310.8		
10	1'33.854	21.246	25.260	22.228	25.120	316.3	6	1'40.881 P	21.328	25.058	23.283	31.212	310.8		
11	1'33.655	21.091	25.137	22.227	25.200	318.5	7	8'19.761	7'01.675	27.895	24.337	25.854			
12	1'33.514	21.130	24.968	22.175	25.241	319.8	8	1'34.705	21.590	25.224	22.545	25.346	308.6		
13	1'33.532	21.046	25.032	22.254	25.200	316.2	9	1'33.938	21.209	24.945	22.479	25.305	312.3		
14	1'33.330	20.998	24.923	22.173	25.236	319.2	10	1'34.174	21.228	24.859	22.491	25.596	311.9		
15	1'41.751 P	23.141	26.699	23.146	28.765	317.6	11	1'43.759 P	22.189	28.699	24.192	28.679	310.7		
16	9'21.349	8'07.510	26.116	22.543	25.180		12	7'06.774	5'52.217	26.561	22.493	25.503			
17	1'33.416	21.207	25.034	22.098	25.077	319.8	13	1'33.419	21.111	24.846	22.194	25.268	310.4		
18	1'32.845	20.915	24.785	22.057	25.088	320.4									
19	1'32.841	20.878	24.807	22.118	25.038	320.8									
20	1'32.960	20.865	24.850	22.086	25.159	317.8									
21	1'32.975	20.933	24.914	22.059	25.069	319.7									

Fastest Lap: Marc MARQUEZ Repsol Honda Team SPA **1'31.250** 20.545 24.437 21.700 24.568

These data/results cannot be reproduced, stored and/or transmitted in whole or in part by any manner of electronic, mechanical, photocopying, recording, broadcasting or otherwise now known or herein after developed without the previous express consent by the copyright owner, except for reproduction in daily press and regular printed publications on sale to the public within 60 days of the event related to those data/results and always provided that copyright symbol appears together as follows below.
© DORNA, 2015

Official MotoGP Timing by TISSOT
www.motogp.com

Cheste, Friday, November 06, 2015

Page 4 of 6



Free Practice Nr. 1

MotoGP

Lap	Lap Time	T1	T2	T3	T4	Speed	Lap	Lap Time	T1	T2	T3	T4	Speed
14	1'33.049	21.052	24.732	22.171	25.094	311.5	1	1'44.460	27.167	27.852	23.245	26.196	
15	1'53.350	P 25.854	29.994	28.816	28.686	310.7	2	1'36.006	21.895	25.606	22.735	25.770	304.1
16	4'23.233	2'58.607	25.788	29.809	29.029		3	1'34.746	21.693	25.237	22.530	25.286	306.9
17	1'46.459	21.203	25.593	23.223	36.440	313.7	4	1'33.893	21.232	25.067	22.321	25.273	307.6
18	1'33.125	21.220	24.817	22.067	25.021	310.2	5	1'41.014	22.375	27.786	23.077	27.776	308.0
19	1'33.767	21.287	24.922	22.347	25.211	316.9	6	1'41.774	P 21.558	25.125	22.813	32.278	308.6

21st 50 Eugene LAVERTY Aspar MotoGP Team IRL
Runs=3 Total laps=22 Full laps=17

1	2'21.276	58.153	29.970	25.285	27.868	
2	1'40.047	23.148	26.792	23.763	26.344	289.5
3	1'36.001	21.795	25.864	22.771	25.571	308.8
4	1'35.173	21.605	25.562	22.446	25.560	310.4
5	1'34.513	21.388	25.256	22.454	25.415	309.2
6	1'34.235	21.386	25.154	22.299	25.396	311.2
7	1'38.922	P 21.441	25.231	22.405	29.845	311.0
8	8'05.208	6'49.408	27.157	23.101	25.542	
9	1'34.118	21.320	25.188	22.267	25.343	311.1
10	1'33.796	21.199	25.055	22.215	25.327	311.2
11	1'34.046	21.246	25.102	22.357	25.341	311.2
12	1'34.365	21.377	25.127	22.344	25.517	305.8
13	1'33.923	21.230	25.063	22.210	25.420	309.6
14	1'40.061	P 22.291	25.861	22.889	29.020	309.8
15	5'04.133	3'47.479	27.512	23.079	26.063	
16	1'33.294	21.066	24.920	22.094	25.214	309.4
17	1'33.097	21.030	24.874	22.047	25.146	310.0
18	1'33.227	21.166	24.844	22.003	25.214	310.8
19	1'41.732	23.552	25.962	26.075	26.143	310.4
20	1'33.505	21.077	24.966	22.138	25.324	310.3
21	1'33.716	21.159	25.040	22.202	25.315	308.8
22	1'34.127	21.311	25.086	22.319	25.411	309.9

22nd 45 Scott REDDING EG 0,0 Marc VDS GBR
Runs=3 Total laps=19 Full laps=14

1	2'13.726	52.610	29.524	24.798	26.794	
2	1'36.311	22.107	25.759	22.937	25.508	302.2
3	1'34.233	21.371	25.173	22.435	25.254	313.9
4	1'34.276	21.323	25.108	22.451	25.394	313.4
5	1'41.777	26.520	27.274	22.621	25.362	312.3
6	1'33.692	21.187	24.913	22.392	25.200	316.4
7	1'42.147	P 23.884	26.712	23.156	28.395	313.8
8	10'25.865	9'07.575	29.096	23.207	25.987	
9	1'33.868	21.262	25.090	22.313	25.203	312.7
10	1'33.488	21.179	25.000	22.175	25.134	314.1
11	1'33.556	21.088	24.895	22.289	25.284	314.6
12	1'33.329	21.089	24.881	22.157	25.202	318.5
13	1'40.348	P 23.498	25.922	22.983	27.945	311.5
14	7'20.444	5'57.534	26.572	24.744	31.594	
15	1'37.342	21.362	25.043	23.930	27.007	315.6
16	1'33.261	21.115	24.893	22.150	25.103	315.3
17	1'33.143	21.048	24.778	22.288	25.029	316.3
18	1'33.530	21.018	24.942	22.358	25.212	316.9
19	1'33.732	21.060	25.052	22.366	25.254	313.8

23rd 76 Loris BAZ Forward Racing FRA
Runs=3 Total laps=18 Full laps=13

1	2'13.726	52.610	29.524	24.798	26.794	
---	----------	--------	--------	--------	--------	--

7	10'46.890	9'30.561	26.592	23.402	26.335	
8	1'33.705	21.314	24.897	22.249	25.245	306.6
9	1'35.931	22.902	25.255	22.406	25.368	309.2
10	1'33.847	21.281	25.045	22.250	25.271	309.2
11	1'33.971	21.246	25.022	22.300	25.403	307.8
12	1'47.976	P 25.506	28.147	23.346	30.977	307.2
13	9'27.064	8'10.207	27.644	23.382	25.831	
14	1'33.615	21.336	24.978	22.162	25.139	307.2
15	1'33.211	21.044	24.775	22.172	25.220	308.4
16	1'33.703	21.122	24.889	22.158	25.534	309.4
17	1'33.620	21.268	24.847	22.172	25.333	307.9
18	1'33.663	21.131	24.986	22.219	25.327	309.0

24th 24 Toni ELIAS Forward Racing SPA
Runs=4 Total laps=21 Full laps=14

1	2'47.195	1'28.990	27.899	23.853	26.453	
2	1'36.815	21.684	26.131	23.074	25.926	314.1
3	1'35.886	21.446	25.810	22.740	25.890	313.8
4	1'36.897	21.721	26.128	23.274	25.774	315.5
5	1'35.318	21.399	25.676	22.601	25.642	313.1
6	1'35.288	21.244	25.647	22.692	25.705	313.5
7	1'45.765	P 23.121	27.245	24.102	31.297	313.5
8	6'15.905	5'00.196	27.389	22.961	25.359	
9	1'34.056	21.210	25.234	22.449	25.163	314.1
10	1'33.663	21.100	25.192	22.197	25.174	317.1
11	1'43.857	P 22.039	27.554	24.106	30.158	318.4
12	7'07.935	5'52.273	27.037	23.031	25.594	
13	1'34.413	21.245	25.293	22.478	25.397	313.5
14	1'33.798	21.050	25.134	22.259	25.355	314.5
15	1'39.290	22.212	26.005	23.568	27.505	314.8
16	1'33.659	21.062	25.182	22.138	25.277	314.2
17	1'40.416	P 23.459	25.981	22.747	28.229	315.3
18	2'25.081	1'10.187	26.291	23.052	25.551	
19	1'39.010	21.194	25.317	22.316	30.183	312.2
20	1'35.769	21.421	25.181	23.486	25.681	310.6
21	1'33.657	21.157	25.076	22.122	25.302	315.7

25th 13 Anthony WEST AB Motoracing AUS
Runs=3 Total laps=20 Full laps=15

1	1'51.370	30.919	29.410	24.266	26.775	
2	1'38.710	22.259	26.283	23.800	26.368	304.5
3	1'35.645	21.761	25.610	22.739	25.535	309.6
4	1'35.171	21.471	25.583	22.615	25.502	307.6
5	1'35.452	21.905	25.677	22.501	25.369	306.1
6	1'35.505	21.756	25.685	22.522	25.542	308.6
7	1'38.356	P 22.039	25.567	22.485	28.265	307.6
8	9'13.931	7'56.197	27.271	24.694	25.769	
9	1'34.656	21.397	25.489	22.429	25.341	312.0
10	1'34.497	21.392	25.291	22.458	25.356	311.2
11	1'34.940	21.424	25.521	22.551	25.444	310.0

Fastest Lap: Marc MARQUEZ Repsol Honda Team SPA 1'31.250 20.545 24.437 21.700 24.568

These data/results cannot be reproduced, stored and/or transmitted in whole or in part by any manner of electronic, mechanical, photocopying, recording, broadcasting or otherwise now known or herein after developed without the previous express consent by the copyright owner, except for reproduction in daily press and regular printed publications on sale to the public within 60 days of the event related to those data/results and always provided that copyright symbol appears together as follows below.
© DORNA, 2015

Official MotoGP Timing by TISSOT
www.motogp.com

Cheste, Friday, November 06, 2015

Page 5 of 6



Free Practice Nr. 1

MotoGP

Lap	Lap Time	T1	T2	T3	T4	Speed	Lap	Lap Time	T1	T2	T3	T4	Speed
12	1'34.551	21.464	25.258	22.474	25.355	306.5							
13	1'40.714	23.172	28.103	23.955	25.484	308.4							
14	1'34.552	21.393	25.230	22.519	25.410	309.5							
15	1'34.447	21.407	25.206	22.409	25.425	307.1							
16	1'42.912	P 23.826	26.651	23.316	29.119	309.2							
17	7'42.878	6'21.406	26.935	24.435	30.102								
18	1'33.837	21.274	25.142	22.210	25.211	311.9							
19	1'34.304	21.322	25.181	22.466	25.335	311.8							
20	1'34.520	21.518	25.186	22.447	25.369	307.8							

26th 23 Broc PARKES E-Motion IodaRacing AUS
Runs=3 Total laps=17 Full laps=11

1	2'40.399	1'18.966	28.913	25.252	27.268								
2	1'40.238	22.782	26.938	23.885	26.633	298.2							
3	1'38.528	22.226	26.397	23.412	26.493	300.7							
4	1'37.824	22.218	26.063	23.243	26.300	299.0							
5	1'36.895	21.909	25.909	23.175	25.902	303.5							
6	1'58.001	P 24.794	31.138	26.940	35.129	301.2							
7	9'06.642	7'46.839	27.796	25.370	26.637								
8	1'37.116	21.941	26.257	22.948	25.970	293.5							
9	1'36.799	22.035	25.963	22.993	25.808	298.2							
10	1'36.025	21.789	25.706	22.808	25.722	299.7							
11	1'51.964	P 21.790	29.627	26.073	34.474	299.2							
12	8'44.653	7'26.388	27.494	23.514	27.257								
13	1'36.220	21.758	25.842	22.812	25.808	300.3							
14	1'36.627	21.524	26.464	22.840	25.799	299.5							
15	1'35.290	21.529	25.542	22.632	25.587	300.6							
16	1'35.349	21.521	25.514	22.676	25.638	298.7							
17	2'09.334	P 26.375	37.275	26.470	39.214	300.3							

Fastest Lap: Marc MARQUEZ Repsol Honda Team SPA **1'31.250** 20.545 24.437 21.700 24.568

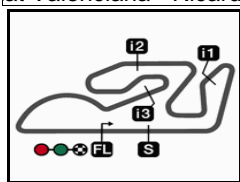
These data/results cannot be reproduced, stored and/or transmitted in whole or in part by any manner of electronic, mechanical, photocopying, recording, broadcasting or otherwise now known or herein after developed without the previous express consent by the copyright owner, except for reproduction in daily press and regular printed publications on sale to the public within 60 days of the event related to those data/results and always provided that copyright symbol appears together as follows below.
© DORNA, 2015

Official MotoGP Timing by TISSOT
www.motogp.com

Cheste, Friday, November 06, 2015

Page 6 of 6





4005 m.

GP MOTUL DE LA COMUNITAT VALENCIANA

Free Practice Nr. 1

Best Partial Times

MotoGP

IT Ideal Lap Time, sum of the best partial times

BT Best Lap Time

T1		T2		T3		T4				IT		BT	
Pos	Rider	Time	Rider	Time	Rider	Time	Rider	Time	Pos	Rider	IT	BT	
1	M.MARQUEZ	20.544	V.ROSSI	24.432	M.MARQUEZ	21.700	J.LORENZO	24.515	1	M.MARQUEZ	1'31.249	1'31.250	(1)
2	D.PEDROSA	20.593	M.MARQUEZ	24.437	V.ROSSI	21.759	D.PEDROSA	24.526	2	J.LORENZO	1'31.419	1'31.434	(2)
3	A.DOVIZIOSO	20.626	J.LORENZO	24.485	J.LORENZO	21.778	M.MARQUEZ	24.568	3	D.PEDROSA	1'31.492	1'31.553	(3)
4	A.IANNONE	20.631	A.DOVIZIOSO	24.538	P.ESPARGARO	21.813	A.IANNONE	24.604	4	V.ROSSI	1'31.580	1'31.665	(5)
5	J.LORENZO	20.641	D.PEDROSA	24.553	C.CRUTCHLOW	21.819	A.DOVIZIOSO	24.605	5	A.DOVIZIOSO	1'31.610	1'31.642	(4)
6	V.ROSSI	20.656	P.ESPARGARO	24.604	D.PEDROSA	21.820	P.ESPARGARO	24.645	6	P.ESPARGAR	1'31.745	1'31.892	(6)
7	P.ESPARGARO	20.683	C.CRUTCHLOW	24.662	A.DOVIZIOSO	21.841	V.ROSSI	24.733	7	A.IANNONE	1'31.927	1'32.192	(7)
8	C.CRUTCHLOW	20.721	A.IANNONE	24.671	H.BARBERA	21.872	A.ESPARGARO	24.755	8	C.CRUTCHLO	1'32.011	1'32.260	(8)
9	A.ESPARGARO	20.742	N.HAYDEN	24.683	A.ESPARGARO	21.895	C.CRUTCHLOW	24.809	9	A.ESPARGAR	1'32.115	1'32.359	(9)
10	Y.HERNANDEZ	20.798	M.DI MEGLIO	24.687	D.PETRUCCI	21.949	D.PETRUCCI	24.813	10	Y.HERNANDEZ	1'32.390	1'32.412	(10)
11	S.BRADL	20.851	Y.HERNANDEZ	24.700	E.LAVERTY	22.003	Y.HERNANDEZ	24.853	11	D.PETRUCCI	1'32.413	1'32.574	(12)
12	N.HAYDEN	20.854	M.VIÑALES	24.704	A.IANNONE	22.021	S.BRADL	24.913	12	S.BRADL	1'32.504	1'32.514	(11)
13	M.VIÑALES	20.861	S.BRADL	24.715	S.BRADL	22.025	M.PIRRO	24.919	13	M.VIÑALES	1'32.585	1'32.801	(16)
14	D.PETRUCCI	20.863	A.BAUTISTA	24.717	Y.HERNANDEZ	22.039	M.VIÑALES	24.961	14	M.PIRRO	1'32.611	1'32.724	(13)
15	B.SMITH	20.865	A.ESPARGARO	24.723	N.HAYDEN	22.056	M.DI MEGLIO	24.999	15	H.BARBERA	1'32.616	1'32.927	(18)
16	M.PIRRO	20.885	J.MILLER	24.732	B.SMITH	22.057	J.MILLER	25.021	16	N.HAYDEN	1'32.631	1'32.978	(19)
17	H.BARBERA	20.891	M.PIRRO	24.750	M.PIRRO	22.057	A.BAUTISTA	25.025	17	M.DI MEGLIO	1'32.682	1'32.797	(15)
18	A.BAUTISTA	20.902	L.BAZ	24.775	M.VIÑALES	22.059	S.REDDING	25.029	18	A.BAUTISTA	1'32.712	1'32.725	(14)
19	M.DI MEGLIO	20.902	S.REDDING	24.778	J.MILLER	22.067	H.BARBERA	25.035	19	B.SMITH	1'32.745	1'32.841	(17)
20	S.REDDING	21.018	B.SMITH	24.785	A.BAUTISTA	22.068	B.SMITH	25.038	20	J.MILLER	1'32.872	1'33.049	(20)
21	E.LAVERTY	21.030	D.PETRUCCI	24.788	M.DI MEGLIO	22.094	N.HAYDEN	25.038	21	S.REDDING	1'32.975	1'33.143	(22)
22	L.BAZ	21.044	H.BARBERA	24.818	T.ELIAS	22.122	L.BAZ	25.139	22	E.LAVERTY	1'33.023	1'33.097	(21)
23	T.ELIAS	21.050	E.LAVERTY	24.844	S.REDDING	22.150	E.LAVERTY	25.146	23	L.BAZ	1'33.116	1'33.211	(23)
24	J.MILLER	21.052	T.ELIAS	25.076	L.BAZ	22.158	T.ELIAS	25.163	24	T.ELIAS	1'33.411	1'33.657	(24)


These data/results cannot be reproduced, stored and/or transmitted in whole or in part by any manner of electronic, mechanical, photocopying, recording, broadcasting or otherwise now known or herein after developed without the previous express consent by the copyright owner, except for reproduction in daily press and regular printed publications on sale to the public within 60 days of the event related to those data/results and always provided that copyright symbol appears together as follows below.

© DORNA, 2015

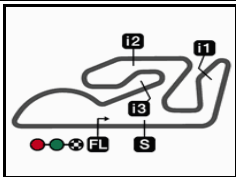
Official MotoGP Timing by TISSOT
www.motogp.com



at Valenciana - Ricard

Results and timing service provided by 

MotoGP



4005 m.

GP MOTUL DE LA COMUNITAT VALENCIANA

Free Practice Nr. 1

Best Partial Times

IT Ideal Lap Time, sum of the best partial times

BT Best Lap Time

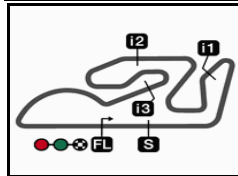
<i>T1</i>		<i>T2</i>		<i>T3</i>		<i>T4</i>				<i>IT</i>	<i>BT</i>	
<i>Pos</i>	<i>Rider</i>	<i>Time</i>	<i>Rider</i>	<i>Time</i>	<i>Rider</i>	<i>Time</i>	<i>Rider</i>	<i>Time</i>	<i>Pos</i>	<i>Rider</i>		
25	A.WEST	21.274	A.WEST	25.142	A.WEST	22.210	A.WEST	25.211	25	A.WEST	1'33.837	1'33.837 (25)
26	B.PARKES	21.521	B.PARKES	25.514	B.PARKES	22.632	B.PARKES	25.587	26	B.PARKES	1'35.254	1'35.290 (26)

These data/results cannot be reproduced, stored and/or transmitted in whole or in part by any manner of electronic, mechanical, photocopying, recording, broadcasting or otherwise now known or herein after developed without the previous express consent by the copyright owner, except for reproduction in daily press and regular printed publications on sale to the public within 60 days of the event related to those data/results and always provided that copyright symbol appears together as follows below.

© DORNA, 2015

Official MotoGP Timing by 
www.motogp.com





4005 m.

GP MOTUL DE LA COMUNITAT VALENCIANA

Free Practice Nr. 1

Fastest Laps Sequence

<i>Practice Time</i>	 <i>Rider</i>	<i>Nation</i>	<i>Motorcycle</i>	<i>Time</i>	<i>Km/h</i>	<i>Rider's Lap</i>
3'20.466	76 Loris BAZ	FRA	YAMAHA FORWARD	1'36.006	150.1	2
3'25.517	43 Jack MILLER	AUS	HONDA	1'35.887	150.3	2
3'26.324	8 Hector BARBERA	SPA	DUCATI	1'34.432	152.6	2
3'36.309	9 Danilo PETRUCCI	ITA	DUCATI	1'33.843	153.6	2
4'59.951	8 Hector BARBERA	SPA	DUCATI	1'33.627	153.9	3
5'09.379	9 Danilo PETRUCCI	ITA	DUCATI	1'33.070	154.9	3
5'16.229	93 Marc MARQUEZ	SPA	HONDA	1'32.754	155.4	3
6'18.009	99 Jorge LORENZO	SPA	YAMAHA	1'32.666	155.5	3
6'48.253	93 Marc MARQUEZ	SPA	HONDA	1'32.024	156.6	4
8'20.185	93 Marc MARQUEZ	SPA	HONDA	1'31.932	156.8	5
9'52.000	93 Marc MARQUEZ	SPA	HONDA	1'31.815	157.0	6
23'05.483	93 Marc MARQUEZ	SPA	HONDA	1'31.617	157.3	10
23'19.911	26 Dani PEDROSA	SPA	HONDA	1'31.553	157.4	10
26'03.637	99 Jorge LORENZO	SPA	YAMAHA	1'31.434	157.6	10
40'40.223	93 Marc MARQUEZ	SPA	HONDA	1'31.250	158.0	17

These data/results cannot be reproduced, stored and/or transmitted in whole or in part by any manner of electronic, mechanical, photocopying, recording, broadcasting or otherwise now known or herein after developed without the previous express consent by the copyright owner, except for reproduction in daily press and regular printed publications on sale to the public within 60 days of the event related to those data/results and always provided that copyright symbol appears together as follows below.

© DORNA, 2015

Official MotoGP Timing by TISSOT
www.motogp.com

Cheste, Friday, November 06, 2015

