

4005 m.

GP MOTUL DE LA COMUNITAT VALENCIANA

Qualifying Nr. 1

Classification

17

	Rider	Nation	Team	Motorcycle	Time	Lap	Total	Gap	Top Speed
1	41 Aleix ESPARGARO	SPA	Team SUZUKI ECSTAR	SUZUKI	1'31.409	6	7		313.5
2	25 Maverick VIÑALES	SPA	Team SUZUKI ECSTAR	SUZUKI	1'31.509	5	5	0.100 0.100	317.7
3	51 Michele PIRRO	ITA	Ducati Team	DUCATI	1'31.780	6	7	0.371 0.271	325.3
4	6 Stefan BRADL	GER	Aprilia Racing Team Gresini	APRILIA	1'31.824	7	8	0.415 0.044	318.8
5	8 Hector BARBERA	SPA	Avintia Racing	DUCATI	1'31.851	3	7	0.442 0.027	320.5
6	76 Loris BAZ	FRA	Forward Racing	YAMAHA FORWARD	1'31.856	5	6	0.447 0.005	312.3
7	69 Nicky HAYDEN	USA	Aspar MotoGP Team	HONDA	1'32.083	3	8	0.674 0.227	312.3
8	68 Yonny HERNANDEZ	COL	Octo Pramac Racing	DUCATI	1'32.142	8	8	0.733 0.059	320.8
9	19 Alvaro BAUTISTA	SPA	Aprilia Racing Team Gresini	APRILIA	1'32.282	3	8	0.873 0.140	311.0
10	45 Scott REDDING	GBR	EG 0,0 Marc VDS	HONDA	1'32.448	8	8	1.039 0.166	315.0
11	43 Jack MILLER	AUS	LCR Honda	HONDA	1'32.564	7	8	1.155 0.116	316.4
12	63 Mike DI MEGLIO	FRA	Avintia Racing	DUCATI	1'32.716	8	8	1.307 0.152	316.3
13	13 Anthony WEST	AUS	AB Motoracing	HONDA	1'33.049	7	8	1.640 0.333	311.1
14	50 Eugene LAVERTY	IRL	Aspar MotoGP Team	HONDA	1'33.066	4	6	1.657 0.017	309.9
15	24 Toni ELIAS	SPA	Forward Racing	YAMAHA FORWARD	1'33.092	8	8	1.683 0.026	322.0
16	23 Broc PARKES	AUS	E-Motion IodaRacing Team	ART	1'33.577	7	8	2.168 0.485	301.7

Practice condition: Dry

Air: 26°

Humidity: 49%

Ground: 31°

Fastest Lap:	Lap: 6	Aleix ESPARGARO	1'31.409	157.7 Km/h
Circuit Record Lap:	2014	Marc MARQUEZ	1'31.515	157.5 Km/h
Circuit Best Lap:	2013	Marc MARQUEZ	1'30.237	159.7 Km/h

The results are provisional until the end of the limit for protest and appeals.

Time limit for protest expires 30' after publication of the results - Mr. Time:

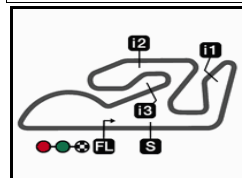
These data/results cannot be reproduced, stored and/or transmitted in whole or in part by any manner of electronic, mechanical, photocopying, recording, broadcasting or otherwise now known or herein after developed without the previous express consent by the copyright owner, except for reproduction in daily press and regular printed publications on sale to the public within 60 days of the event related to those data/results and always provided that copyright symbol appears together as follows below.

© DORNA, 2015

Official MotoGP Timing by TISSOT
www.motogp.com

Cheste, Saturday, November 07, 2015





4005 m.

GP MOTUL DE LA COMUNITAT VALENCIANA

Qualifying Nr. 1

Top Speed & Average

18



Rider	Nation	Motorcycle	Top 5 speeds					Average	Top
51 Michele PIRRO	ITA	DUCATI	325.3	325.0	324.3	323.4	323.4	324.3	325.3
24 Toni ELIAS	SPA	YAMAHA FOR	322.0	318.8	316.0	315.5	300.8	314.6	322.0
68 Yonny HERNANDEZ	COL	DUCATI	320.8	320.8	319.7	319.1	318.7	319.6	320.8
8 Hector BARBERA	SPA	DUCATI	320.5	319.4	319.4	319.0	306.6	317.0	320.5
6 Stefan BRADL	GER	APRILIA	318.8	318.5	315.9	315.5	315.2	316.8	318.8
25 Maverick VIÑALES	SPA	SUZUKI	317.7	315.0	314.6	313.8		315.3	317.7
43 Jack MILLER	AUS	HONDA	316.4	315.6	315.6	314.9	314.4	315.4	316.4
63 Mike DI MEGLIO	FRA	DUCATI	316.3	316.0	314.4	313.9	312.9	314.7	316.3
45 Scott REDDING	GBR	HONDA	315.0	313.8	313.7	312.7	311.5	313.3	315.0
41 Aleix ESPARGARO	SPA	SUZUKI	313.5	313.3	312.6	294.1	290.4	304.8	313.5
69 Nicky HAYDEN	USA	HONDA	312.3	312.2	311.6	310.7	310.4	311.4	312.3
76 Loris BAZ	FRA	YAMAHA FOR	312.3	311.2	310.7	309.9		311.0	312.3
13 Anthony WEST	AUS	HONDA	311.1	310.3	309.5	307.5	306.7	309.0	311.1
19 Alvaro BAUTISTA	SPA	APRILIA	311.0	311.0	310.8	310.7	310.2	310.7	311.0
50 Eugene LAVERTY	IRL	HONDA	309.9	308.8	307.5	306.7	305.7	307.7	309.9
23 Broc PARKES	AUS	ART	301.7	301.5	300.8	300.7	299.3	300.8	301.7

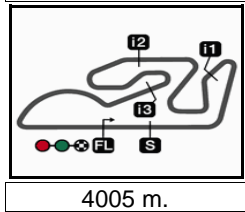
These data/results cannot be reproduced, stored and/or transmitted in whole or in part by any manner of electronic, mechanical, photocopying, recording, broadcasting or otherwise now known or herein after developed without the previous express consent by the copyright owner, except for reproduction in daily press and regular printed publications on sale to the public within 60 days of the event related to those data/results and always provided that copyright symbol appears together as follows below.

© DORNA, 2015

Official MotoGP Timing by TISSOT
www.motogp.com



Cheste, Saturday, November 07, 2015



GP MOTUL DE LA COMUNITAT VALENCIANA

Qualifying Nr. 1

Chronological Analysis of Performances

19

* Lap / Sector time cancelled T1 Time from finish line to 1st intermed. T3 Time from 2nd intermed. to 3rd intermed.
 P Crossing the finish line in pit lane T2 Time from 1st intermed. to 2nd intermed. T4 Time from 3rd intermediate to finish line

Lap	Lap Time	T1	T2	T3	T4	Speed	Lap	Lap Time	T1	T2	T3	T4	Speed
1st 41 Aleix ESPARGARO Team SUZUKI ECST SPA							5th 76 Loris BAZ Forward Racing FRA						
Runs=2 Total laps=7 Full laps=3							Runs=2 Total laps=6 Full laps=3						
1	2'51.580	1'37.462	26.147	22.409	25.562		1	2'51.895	1'37.889	26.023	22.363	25.620	
2	1'31.563	20.642	24.596	21.688	24.637	312.6	2	1'32.239	20.788	24.718	21.880	24.853	312.3
3	1'31.544	20.563	24.466	21.761	24.754	313.3	3	1'41.047 P	23.563	26.164	22.730	28.590	309.9
4	1'41.234 P	23.250	26.198	22.973	28.813	294.1	4	5'52.764	4'39.491	25.674	22.324	25.275	
5	4'45.516	3'30.728	26.571	22.662	25.555		5	1'31.856	20.853	24.398	21.763	24.842	311.2
6	1'31.409	20.541	24.589	21.695	24.584	313.5	6	1'42.475	22.939	27.588	24.360	27.588	310.7
7	1'48.179 P	28.231	27.022	23.494	29.432	290.4							
2nd 25 Maverick VIÑALES Team SUZUKI ECST SPA							7th 69 Nicky HAYDEN Aspar MotoGP Team USA						
Runs=2 Total laps=6 Full laps=2							Runs=2 Total laps=8 Full laps=5						
1	3'40.768	2'22.162	29.920	23.314	25.372		1	1'58.514	44.479	26.181	22.519	25.335	
2	1'31.851	20.773	24.530	21.820	24.728	313.8	2	1'42.627	20.917	26.872	24.624	30.214	306.9
unfinished	20.715					315.0	3	1'32.083	20.801	24.564	21.831	24.887	312.3
3	6'44.814		25.607	22.480	25.029		4	1'46.430 P	20.822	34.005	23.205	28.398	311.6
4	1'31.628	20.746	24.473	21.739	24.670	314.6	5	4'36.659	3'05.911	27.994	24.298	38.456	
5	1'31.509	20.646	24.441	21.757	24.665	317.7	6	1'37.585	21.152	28.058	23.537	24.838	310.4
3rd 51 Michele PIRRO Ducati Team ITA							8th 68 Yonny HERNANDEZ Octo Pramac Racing COL						
Runs=2 Total laps=7 Full laps=4							Runs=2 Total laps=8 Full laps=5						
1	2'53.212	1'39.475	26.133	22.625	24.979		1	2'13.636	1'01.162	25.281	22.280	24.913	
2	1'32.049	20.787	24.534	21.984	24.744	325.3	2	1'32.166	20.716	24.624	22.033	24.793	318.7
3	1'36.106 P	20.846	25.058	22.268	27.934	323.4	3	1'32.320	20.774	24.625	22.050	24.871	319.7
4	4'57.331	3'44.545	25.482	22.420	24.884		4	1'36.458 P	21.328	25.205	22.196	27.729	319.1
5	1'31.880	20.704	24.539	21.940	24.697	325.0	5	4'32.826	2'57.058	25.261	30.109	40.398	
6	1'31.780	20.617	24.487	21.982	24.694	324.3	6	1'35.420	20.700	25.789	22.421	26.510	320.8
7	1'42.422	23.472	29.469	23.707	25.774	323.4	7	1'39.379	27.451	24.992	22.154	24.782	318.7
4th 6 Stefan BRADL Aprilia Racing Team GER							9th 19 Alvaro BAUTISTA Aprilia Racing Team SPA						
Runs=2 Total laps=8 Full laps=5							Runs=2 Total laps=8 Full laps=5						
1	1'59.767	45.807	26.447	22.458	25.055		1	2'03.039	46.911	27.825	22.897	25.406	
2	1'32.417	20.747	24.825	21.977	24.868	315.5	2	1'33.149	21.035	25.058	22.106	24.950	309.8
3	1'32.332	20.784	24.648	21.993	24.907	315.2	3	1'32.282	20.836	24.647	21.871	24.928	310.7
4	1'40.935 P	22.271	25.883	23.237	29.544	314.2	4	1'40.134 P	22.481	25.714	22.818	29.121	311.0
5	4'47.967	3'12.267	32.208	26.257	37.235		5	4'45.590	3'10.852	29.307	23.213	42.218	
6	1'38.426	20.795	27.824	24.885	24.922	315.9	6	1'33.239	21.266	25.040	22.012	24.921	310.8
7	1'31.824	20.763	24.540	21.805	24.716	318.8	7	1'32.385	20.903	24.705	21.880	24.897	310.2
8	1'32.615	20.848	24.716	22.129	24.922	318.5	8	1'33.002	21.053	24.791	22.036	25.122	311.0
5th 8 Hector BARBERA Avintia Racing SPA													
Runs=2 Total laps=7 Full laps=3													
1	2'04.980	49.739	27.454	22.763	25.024								
2	1'31.993	20.721	24.674	21.796	24.802	319.4							
3	1'31.851	20.722	24.508	21.846	24.775	319.4							
4	1'37.898 P	21.188	25.698	22.937	28.075	320.5							

Fastest Lap: Aleix ESPARGARO Team SUZUKI ECST SPA **1'31.409** 20.541 24.589 21.695 24.584

These data/results cannot be reproduced, stored and/or transmitted in whole or in part by any manner of electronic, mechanical, photocopying, recording, broadcasting or otherwise now known or herein after developed without the previous express consent by the copyright owner, except for reproduction in daily press and regular printed publications on sale to the public within 60 days of the event related to those data/results and always provided that copyright symbol appears together as follows below.
 © DORNA, 2015



Qualifying Nr. 1

MotoGP

Lap	Lap Time	T1	T2	T3	T4	Speed	Lap	Lap Time	T1	T2	T3	T4	Speed	
10th 45	Scott REDDING EG 0,0 Marc VDS GBR						1	2'01.528	47.167	26.654	22.399	25.308		
		Runs=2		Total laps=8		Full laps=5	2	1'39.715	21.611	27.567	22.311	28.226	316.0	
1	2'29.310	1'13.879	26.936	22.897	25.598		3	1'33.500	20.978	<u>24.972</u>	22.206	25.344	315.5	
2	1'33.831	21.062	25.494	22.172	25.103	311.5	4	1'43.546 P	24.538	27.934	23.299	27.775	297.3	
3	1'33.093	20.993	24.962	22.100	25.038	313.8	5	4'29.040	2'59.015	27.054	26.356	36.615		
4	1'33.184	<u>20.895</u>	24.960	22.231	25.098	<u>315.0</u>	6	1'37.295	21.971	26.195	22.332	26.797	300.8	
5	1'41.191 P	23.552	26.445	23.030	28.164	311.4	7	1'39.329	21.042	28.040	24.839	25.408	318.8	
6	3'44.316	2'30.514	25.985	22.504	25.313		8	1'33.092	<u>20.886</u>	24.982	<u>22.200</u>	<u>25.024</u>	<u>322.0</u>	
7	1'32.999	21.067	24.948	22.017	24.967	312.7								
8	1'32.448	20.985	<u>24.615</u>	<u>21.979</u>	<u>24.869</u>	313.7								
11th 43	Jack MILLER LCR Honda AUS						1	2'17.289	1'01.630	26.895	23.061	25.703		
		Runs=2		Total laps=8		Full laps=5	2	1'34.071	21.307	25.319	22.275	<u>25.170</u>	298.3	
1	2'09.603	55.438	26.250	22.557	25.358		3	1'33.671	21.215	<u>25.006</u>	22.217	25.233	300.7	
2	1'33.057	20.971	24.913	22.102	25.071	314.4	4	1'51.256 P	23.337	28.773	24.496	34.650	300.8	
3	1'32.695	21.151	24.642	21.983	<u>24.919</u>	314.2	5	3'57.321	2'36.956	26.770	24.587	29.008		
4	1'37.446 P	21.780	25.880	22.724	27.062	<u>316.4</u>	6	1'33.769	21.302	25.050	<u>22.172</u>	25.245	<u>301.7</u>	
5	4'45.167	3'13.318	28.165	24.921	38.763		7	<u>1'33.577</u>	<u>21.100</u>	25.015	22.240	25.222	301.5	
6	1'32.715	<u>20.913</u>	24.828	22.007	24.967	315.6	8	1'47.803	25.518	29.258	24.942	28.085	299.3	
7	<u>1'32.564</u>	20.955	<u>24.573</u>	<u>21.952</u>	25.084	314.9								
8	1'32.878	20.913	24.872	22.145	24.948	315.6								
12th 63	Mike DI MEGLIO Avintia Racing FRA						1	2'00.406	46.409	26.135	22.571	25.291		
		Runs=2		Total laps=8		Full laps=5	2	1'33.208	20.990	24.964	22.036	25.218	316.0	
1	2'00.406	46.409	26.135	22.571	25.291		3	1'33.211	21.058	24.859	22.132	25.162	314.4	
2	1'33.208	20.990	24.964	22.036	25.218	316.0	4	1'40.616 P	23.661	25.421	22.916	28.618	312.7	
3	1'33.211	21.058	24.859	22.132	25.162	314.4	5	4'40.549	3'12.371	27.027	24.246	36.905		
4	1'40.616 P	23.661	25.421	22.916	28.618	312.7	6	1'37.515	21.293	27.207	22.450	26.565	<u>316.3</u>	
5	4'40.549	3'12.371	27.027	24.246	36.905		7	1'32.902	21.102	24.740	22.035	<u>25.025</u>	313.9	
6	1'37.515	21.293	27.207	22.450	26.565	<u>316.3</u>	8	<u>1'32.716</u>	<u>20.983</u>	<u>24.706</u>	<u>21.951</u>	25.076	312.9	
7	1'32.902	21.102	24.740	22.035	<u>25.025</u>	313.9								
8	<u>1'32.716</u>	<u>20.983</u>	<u>24.706</u>	<u>21.951</u>	25.076	312.9								
13th 13	Anthony WEST AB Motoracing AUS						1	1'53.495	31.367	34.079	22.654	25.395		
		Runs=2		Total laps=8		Full laps=5	2	1'48.117	21.179	33.156	23.194	30.588	305.8	
1	1'53.495	31.367	34.079	22.654	25.395		3	1'33.184	21.138	24.910	<u>21.990</u>	25.146	<u>311.1</u>	
2	1'48.117	21.179	33.156	23.194	30.588	305.8	4	1'45.195 P	24.968	27.675	23.503	29.049	307.5	
3	1'33.184	21.138	24.910	<u>21.990</u>	25.146	<u>311.1</u>	5	4'34.934	2'52.488	26.830	28.991	46.625		
4	1'45.195 P	24.968	27.675	23.503	29.049	307.5	6	1'33.189	21.269	24.958	22.005	<u>24.957</u>	306.7	
5	4'34.934	2'52.488	26.830	28.991	46.625		7	<u>1'33.049</u>	<u>21.018</u>	<u>24.836</u>	22.047	25.148	310.3	
6	1'33.189	21.269	24.958	22.005	<u>24.957</u>	306.7	8	1'38.446	21.913	27.469	23.377	25.687	309.5	
7	<u>1'33.049</u>	<u>21.018</u>	<u>24.836</u>	22.047	25.148	310.3								
8	1'38.446	21.913	27.469	23.377	25.687	309.5								
14th 50	Eugene LAVERTY Aspar MotoGP Team IRL						1	1'53.029	38.225	26.778	22.529	25.497		
		Runs=2		Total laps=7		Full laps=4	unfinished	21.067				306.7		
1	1'53.029	38.225	26.778	22.529	25.497		2	6'46.360	27.501	22.888	26.169			
unfinished	21.067					306.7	3	1'33.075	20.899	24.929	22.016	25.231	307.5	
2	6'46.360	27.501	22.888	26.169			4	<u>1'33.066</u>	<u>20.887</u>	24.830	22.053	25.296	308.8	
3	1'33.075	20.899	24.929	22.016	25.231	307.5	5	1'33.116	21.112	<u>24.818</u>	<u>21.980</u>	<u>25.206</u>	305.7	
4	<u>1'33.066</u>	<u>20.887</u>	24.830	22.053	25.296	308.8	6	1'42.299	25.002	27.675	23.125	26.497	<u>309.9</u>	
5	1'33.116	21.112	<u>24.818</u>	<u>21.980</u>	<u>25.206</u>	305.7								
6	1'42.299	25.002	27.675	23.125	26.497	<u>309.9</u>								
15th 24	Toni ELIAS Forward Racing SPA						1	1'53.029	38.225	26.778	22.529	25.497		
		Runs=2		Total laps=8		Full laps=5	unfinished	21.067				306.7		

Fastest Lap: Aleix ESPARGARO Team SUZUKI ECST SPA **1'31.409** 20.541 24.589 21.695 24.584

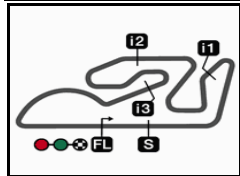
These data/results cannot be reproduced, stored and/or transmitted in whole or in part by any manner of electronic, mechanical, photocopying, recording, broadcasting or otherwise now known or herein after developed without the previous express consent by the copyright owner, except for reproduction in daily press and regular printed publications on sale to the public within 60 days of the event related to those data/results and always provided that copyright symbol appears together as follows below.
© DORNA, 2015

Official MotoGP Timing by TISSOT
www.motogp.com

Cheste, Saturday, November 07, 2015

Page 2 of 2



**GP MOTUL DE LA COMUNITAT VALENCIANA***After the Qualifying Nr. 1***Event Best Maximum Speed**

<i>Rider</i>	<i>Nation Team</i>	<i>Motorcycle</i>	<i>Km/h</i>	
29 Andrea IANNONE	ITA Ducati Team	DUCATI	334.2	Free Practice Nr. 3
26 Dani PEDROSA	SPA Repsol Honda Team	HONDA	330.5	Free Practice Nr. 1
4 Andrea DOVIZIOSO	ITA Ducati Team	DUCATI	329.5	Free Practice Nr. 2
51 Michele PIRRO	ITA Ducati Team	DUCATI	328.4	Free Practice Nr. 3
93 Marc MARQUEZ	SPA Repsol Honda Team	HONDA	327.5	Free Practice Nr. 1
99 Jorge LORENZO	SPA Movistar Yamaha MotoGP	YAMAHA	327.1	Free Practice Nr. 4
9 Daniilo PETRUCCI	ITA Octo Pramac Racing	DUCATI	325.2	Free Practice Nr. 3
44 PoI ESPARGARO	SPA Monster Yamaha Tech 3	YAMAHA	324.7	Free Practice Nr. 4
68 Yonny HERNANDEZ	COL Octo Pramac Racing	DUCATI	324.7	Free Practice Nr. 1
46 Valentino ROSSI	ITA Movistar Yamaha MotoGP	YAMAHA	323.8	Free Practice Nr. 3
35 Cal CRUTCHLOW	GBR LCR Honda	HONDA	323.3	Free Practice Nr. 3
8 Hector BARBERA	SPA Avintia Racing	DUCATI	322.8	Free Practice Nr. 2
24 Toni ELIAS	SPA Forward Racing	YAMAHA FORWARD	322.0	Qualifying Nr. 1
38 Bradley SMITH	GBR Monster Yamaha Tech 3	YAMAHA	321.5	Free Practice Nr. 3
45 Scott REDDING	GBR EG 0,0 Marc VDS	HONDA	320.5	Free Practice Nr. 4
25 Maverick VIÑALES	SPA Team SUZUKI ECSTAR	SUZUKI	320.4	Free Practice Nr. 3
43 Jack MILLER	AUS LCR Honda	HONDA	319.4	Free Practice Nr. 4
6 Stefan BRADL	GER Aprilia Racing Team Gresini	APRILIA	319.1	Free Practice Nr. 4
63 Mike DI MEGLIO	FRA Avintia Racing	DUCATI	319.1	Free Practice Nr. 3
50 Eugene LAVERTY	IRL Aspar MotoGP Team	HONDA	318.1	Free Practice Nr. 3
19 Alvaro BAUTISTA	SPA Aprilia Racing Team Gresini	APRILIA	318.0	Free Practice Nr. 3
41 Aleix ESPARGARO	SPA Team SUZUKI ECSTAR	SUZUKI	317.3	Free Practice Nr. 1
13 Anthony WEST	AUS AB Motoracing	HONDA	315.2	Free Practice Nr. 3
76 Loris BAZ	FRA Forward Racing	YAMAHA FORWARD	315.2	Free Practice Nr. 3
69 Nicky HAYDEN	USA Aspar MotoGP Team	HONDA	313.7	Free Practice Nr. 2
23 Broc PARKES	AUS E-Motion IodaRacing Team	ART	303.5	Free Practice Nr. 1

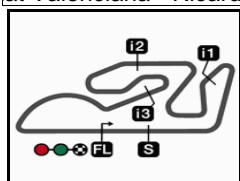
These data/results cannot be reproduced, stored and/or transmitted in whole or in part by any manner of electronic, mechanical, photocopying, recording, broadcasting or otherwise now known or herein after developed without the previous express consent by the copyright owner, except for reproduction in daily press and regular printed publications on sale to the public within 60 days of the event related to those data/results and always provided that copyright symbol appears together as follows below.

© DORNA, 2015

Official MotoGP Timing by TISSOT
www.motogp.com

Cheste, Saturday, November 07, 2015





4005 m.

GP MOTUL DE LA COMUNITAT VALENCIANA

Qualifying Nr. 1

Best Partial Times

MotoGP

IT Ideal Lap Time, sum of the best partial times*BT* Best Lap Time

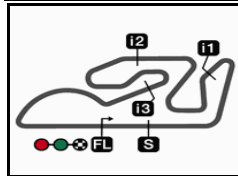
T1		T2		T3		T4				IT		BT	
Pos	Rider	Time	Rider	Time	Rider	Time	Rider	Time	Pos	Rider			
1	A.ESPARGARO	20.541	L.BAZ	24.398	A.ESPARGARO	21.688	A.ESPARGARO	24.584	1	A.ESPARGAR	1'31.279	1'31.409	(1)
2	M.PIRRO	20.617	M.VIÑALES	24.441	M.VIÑALES	21.739	M.VIÑALES	24.665	2	M.VIÑALES	1'31.491	1'31.509	(2)
3	M.VIÑALES	20.646	A.ESPARGARO	24.466	L.BAZ	21.763	M.PIRRO	24.694	3	M.PIRRO	1'31.738	1'31.780	(3)
4	Y.HERNANDEZ	20.660	M.PIRRO	24.487	H.BARBERA	21.796	S.BRADL	24.716	4	L.BAZ	1'31.791	1'31.856	(6)
5	H.BARBERA	20.721	H.BARBERA	24.508	S.BRADL	21.805	H.BARBERA	24.775	5	H.BARBERA	1'31.800	1'31.851	(5)
6	S.BRADL	20.747	S.BRADL	24.540	N.HAYDEN	21.831	Y.HERNANDEZ	24.782	6	S.BRADL	1'31.808	1'31.824	(4)
7	L.BAZ	20.788	Y.HERNANDEZ	24.542	A.BAUTISTA	21.871	N.HAYDEN	24.838	7	Y.HERNANDEZ	1'32.003	1'32.142	(8)
8	N.HAYDEN	20.801	N.HAYDEN	24.564	M.PIRRO	21.940	L.BAZ	24.842	8	N.HAYDEN	1'32.034	1'32.083	(7)
9	A.BAUTISTA	20.836	J.MILLER	24.573	M.DI MEGLIO	21.951	S.REDDING	24.869	9	A.BAUTISTA	1'32.251	1'32.282	(9)
10	T.ELIAS	20.886	S.REDDING	24.615	J.MILLER	21.952	A.BAUTISTA	24.897	10	J.MILLER	1'32.357	1'32.564	(11)
11	E.LAVERTY	20.887	A.BAUTISTA	24.647	S.REDDING	21.979	J.MILLER	24.919	11	S.REDDING	1'32.358	1'32.448	(10)
12	S.REDDING	20.895	M.DI MEGLIO	24.706	E.LAVERTY	21.980	A.WEST	24.957	12	M.DI MEGLIO	1'32.665	1'32.716	(12)
13	J.MILLER	20.913	E.LAVERTY	24.818	A.WEST	21.990	T.ELIAS	25.024	13	A.WEST	1'32.801	1'33.049	(13)
14	M.DI MEGLIO	20.983	A.WEST	24.836	Y.HERNANDEZ	22.019	M.DI MEGLIO	25.025	14	E.LAVERTY	1'32.891	1'33.066	(14)
15	A.WEST	21.018	T.ELIAS	24.972	B.PARKES	22.172	B.PARKES	25.170	15	T.ELIAS	1'33.082	1'33.092	(15)
16	B.PARKES	21.100	B.PARKES	25.006	T.ELIAS	22.200	E.LAVERTY	25.206	16	B.PARKES	1'33.448	1'33.577	(16)

These data/results cannot be reproduced, stored and/or transmitted in whole or in part by any manner of electronic, mechanical, photocopying, recording, broadcasting or otherwise now known or herein after developed without the previous express consent by the copyright owner, except for reproduction in daily press and regular printed publications on sale to the public within 60 days of the event related to those data/results and always provided that copyright symbol appears together as follows below.

© DORNA, 2015

Official MotoGP Timing by TISSOT
www.motogp.com






4005 m.

GP MOTUL DE LA COMUNITAT VALENCIANA

Qualifying Nr. 1

Fastest Laps Sequence

<i>Practice Time</i>	 <i>Rider</i>	<i>Nation</i>	<i>Motorcycle</i>	<i>Time</i>	<i>Km/h</i>	<i>Rider's Lap</i>
3'32.184	6 Stefan BRADL	GER	APRILIA	1'32.417	156.0	2
3'36.973	8 Hector BARBERA	SPA	DUCATI	1'31.993	156.7	2
4'23.143	41 Aleix ESPARGARO	SPA	SUZUKI	1'31.563	157.4	2
5'54.687	41 Aleix ESPARGARO	SPA	SUZUKI	1'31.544	157.4	3
13'52.846	41 Aleix ESPARGARO	SPA	SUZUKI	1'31.409	157.7	6

These data/results cannot be reproduced, stored and/or transmitted in whole or in part by any manner of electronic, mechanical, photocopying, recording, broadcasting or otherwise now known or herein after developed without the previous express consent by the copyright owner, except for reproduction in daily press and regular printed publications on sale to the public within 60 days of the event related to those data/results and always provided that copyright symbol appears together as follows below.

© DORNA, 2015

