


4448 m.

MICHELIN® AUSTRALIAN MOTORCYCLE GRAND PRIX

Qualifying Nr. 1 Classification

17

	Rider	Nation	Team	Motorcycle	Time	Lap	Total	Gap	Top Speed
1	35 Cal CRUTCHLOW	GBR	LCR Honda	HONDA	1'38.467	8	8		308.6
2	99 Jorge LORENZO	SPA	Movistar Yamaha MotoGP	YAMAHA	1'40.452	7	8	1.985	1.985 304.6
3	25 Maverick VIÑALES	SPA	Team SUZUKI ECSTAR	SUZUKI	1'40.744	7	8	2.277	0.292 309.9
4	38 Bradley SMITH	GBR	Monster Yamaha Tech 3	YAMAHA	1'41.129	3	4	2.662	0.385 298.6
5	46 Valentino ROSSI	ITA	Movistar Yamaha MotoGP	YAMAHA	1'41.368	4	8	2.901	0.239 307.8
6	50 Eugene LAVERTY	IRL	Pull & Bear Aspar Team	DUCATI	1'41.532	5	8	3.065	0.164 301.0
7	68 Yonny HERNANDEZ	COL	Pull & Bear Aspar Team	DUCATI	1'41.766	5	7	3.299	0.234 305.9
8	19 Alvaro BAUTISTA	SPA	Aprilia Racing Team Gresini	APRILIA	1'41.850	8	9	3.383	0.084 297.4
9	7 Mike JONES	AUS	Avintia Racing	DUCATI	1'42.261	6	8	3.794	0.411 295.8
10	76 Loris BAZ	FRA	Avintia Racing	DUCATI	1'43.128	4	6	4.661	0.867 302.8
11	53 Tito RABAT	SPA	Estrella Galicia 0,0 Marc VDS	HONDA	1'44.096	4	9	5.629	0.968 292.0

Practice condition: Wet

Air: 11°

Humidity: 78%

Ground: 19°

Fastest Lap:	Lap: 8	Cal CRUTCHLOW	1'38.467	162.6 Km/h
Circuit Record Lap:	2013	Marc MARQUEZ	1'28.108	181.7 Km/h
Circuit Best Lap:	2013	Jorge LORENZO	1'27.899	182.1 Km/h

The results are provisional until the end of the limit for protest and appeals.

Time limit for protest expires 30' after publication of the results - Mr. Time:

These data/results cannot be reproduced, stored and/or transmitted in whole or in part by any manner of electronic, mechanical, photocopying, recording, broadcasting or otherwise now known or herein after developed without the previous express consent by the copyright owner, except for reproduction in daily press and regular printed publications on sale to the public within 60 days of the event related to those data/results and always provided that copyright symbol appears together as follows below.


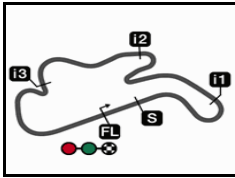
© DORNA, 2016

Official MotoGP Timing by **TISSOT**
www.motogp.com

Phillip Island, Saturday, October 22, 2016



Phillip Island

Results and timing service provided by **MotoGP**

4448 m.

MICHELIN® AUSTRALIAN MOTORCYCLE GRAND PRIX**Qualifying Nr. 1****Top Speed & Average****18**

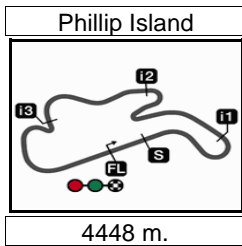
<i>Rider</i>	<i>Nation</i>	<i>Motorcycle</i>	<i>Top 5 speeds</i>					<i>Average</i>	<i>Top</i>
25 Maverick VIÑALES	SPA	SUZUKI	309.9	309.0	308.9	306.8	304.7	307.9	309.9
35 Cal CRUTCHLOW	GBR	HONDA	308.6	305.8	303.9	302.6	302.3	304.6	308.6
46 Valentino ROSSI	ITA	YAMAHA	307.8	307.2	305.5	304.0	302.5	305.4	307.8
68 Yonny HERNANDEZ	COL	DUCATI	305.9	305.3	302.9	301.7	297.6	302.7	305.9
99 Jorge LORENZO	SPA	YAMAHA	304.6	303.2	299.2	298.8	291.9	299.5	304.6
76 Loris BAZ	FRA	DUCATI	302.8	302.1	301.2	300.1	298.0	300.8	302.8
50 Eugene LAVERTY	IRL	DUCATI	301.0	297.6	291.7	288.7	288.6	293.5	301.0
38 Bradley SMITH	GBR	YAMAHA	298.6	298.2	281.6			292.8	298.6
19 Alvaro BAUTISTA	SPA	APRILIA	297.4	297.1	290.7	289.7	287.5	292.5	297.4
7 Mike JONES	AUS	DUCATI	295.8	294.0	292.2	291.6	290.0	292.7	295.8
53 Tito RABAT	SPA	HONDA	292.0	288.0	284.9	284.2	282.7	286.4	292.0

These data/results cannot be reproduced, stored and/or transmitted in whole or in part by any manner of electronic, mechanical, photocopying, recording, broadcasting or otherwise now known or herein after developed without the previous express consent by the copyright owner, except for reproduction in daily press and regular printed publications on sale to the public within 60 days of the event related to those data/results and always provided that copyright symbol appears together as follows below.

© DORNA, 2016

Official MotoGP Timing by **TISSOT**
www.motogp.com

**Phillip Island, Saturday, October 22, 2016**



Results and timing service provided by TISSOT

MotoGP

MICHELIN® AUSTRALIAN MOTORCYCLE GRAND PRIX

Qualifying Nr. 1

Chronological Analysis of Performances

19

* Lap / Sector time cancelled T1 Time from finish line to 1st intermediate T3 Time from 2nd intermed. to 3rd intermed.
P Crossing the finish line in pit lane T2 Time from 1st intermed. to 2nd intermed. T4 Time from 3rd intermediate to finish line

Lap	Lap Time	T1	T2	T3	T4	Speed	Lap	Lap Time	T1	T2	T3	T4	Speed
1st 35 Cal CRUTCHLOW LCR Honda GBR							6th 50 Eugene LAVERTY Pull & Bear Aspar Tea IRL						
Runs=2 Total laps=8 Full laps=5							Runs=2 Total laps=8 Full laps=5						
1	2'23.703	1'03.268	31.438	20.271	28.726		1	2'36.203	1'11.246	32.862	21.877	30.218	
2	1'41.165	24.275	29.358	19.493	28.039	302.6	2	1'44.917	25.048	30.445	20.517	28.907	288.7
3	1'42.179	23.835	29.396	20.387	28.561	302.3	3	1'42.953	24.490	29.782	20.045	28.636	288.6
4	1'40.060	23.733	29.010	19.219	28.098	300.3	4	1'41.900	24.050	29.367	19.757	28.726	297.6
5	<u>2'35.028</u> P	<u>27.695</u>	<u>38.673</u>	<u>20.986</u>	<u>1'07.674</u>	<u>308.6</u>	5	1'41.532	<u>23.802</u>	<u>29.319</u>	<u>19.750</u>	28.661	<u>301.0</u>
6	1'47.671	28.987	29.906	20.057	28.721		6	<u>2'54.747</u> P	<u>25.149</u>	<u>31.224</u>	<u>20.735</u>	<u>1'37.639</u>	<u>282.2</u>
7	1'38.752	23.366	28.615	<u>18.853</u>	27.918	305.8	7	1'58.198	32.883	33.192	22.053	30.070	116.0
8	1'38.467	<u>23.288</u>	<u>28.563</u>	18.888	<u>27.728</u>	303.9	8	1'43.635	24.267	30.071	20.443	28.854	291.7
2nd 99 Jorge LORENZO Movistar Yamaha Mot SPA							7th 68 Yonny HERNANDE Pull & Bear Aspar Tea COL						
Runs=2 Total laps=8 Full laps=5							Runs=2 Total laps=8 Full laps=4						
1	2'40.236	1'20.777	30.791	20.333	28.335	141.3	1	2'39.668	1'16.309	31.091	21.135	31.133	
2	1'42.063	24.343	29.938	19.714	<u>28.068</u>	291.9	2	1'44.141	25.287	30.277	19.997	28.580	291.8
3	1'41.820	24.065	29.569	19.847	28.339	299.2	3	1'42.585	24.510	29.566	19.919	28.590	297.6
4	<u>3'07.802</u> P	<u>25.235</u>	<u>34.768</u>	<u>21.414</u>	<u>1'46.385</u>	<u>288.3</u>	4	1'41.913	24.091	29.669	19.704	<u>28.449</u>	<u>305.9</u>
5	1'53.067	31.894	32.250	20.269	28.654		5	1'41.766	23.981	29.516	19.551	28.718	302.9
6	1'41.593	23.860	29.130	19.868	28.735	298.8	6	<u>2'52.587</u> P	<u>24.145</u>	<u>29.336</u>	<u>20.043</u>	<u>1'39.063</u>	<u>305.3</u>
7	<u>1'40.452</u>	<u>23.745</u>	<u>29.017</u>	<u>19.559</u>	28.131	<u>304.6</u>	7	2'00.108	32.665	32.268	20.313	34.862	
8	1'41.100	23.828	29.377	19.578	28.317	303.2	unfinished	<u>23.537</u>	<u>29.179</u>	<u>19.013</u>			301.7
3rd 25 Maverick VIÑALES Team SUZUKI ECST SPA							8th 19 Alvaro BAUTISTA Aprilia Racing Team SPA						
Runs=2 Total laps=8 Full laps=5							Runs=1 Total laps=9 Full laps=8						
1	2'29.137	1'06.228	32.368	21.000	29.541	120.5	1	2'18.085	54.443	32.254	21.472	29.916	
2	1'43.912	24.734	30.191	20.083	28.904	308.9	2	1'45.288	25.388	30.425	20.658	28.817	281.2
3	1'42.674	24.311	29.754	19.860	28.749	304.7	3	1'43.944	24.675	29.935	20.423	28.911	290.7
4	1'42.212	23.852	29.597	19.846	28.917	306.8	4	1'42.493	24.338	29.589	19.959	<u>28.607</u>	284.8
5	<u>3'14.259</u> P	<u>23.955</u>	<u>30.672</u>	<u>20.321</u>	<u>1'59.311</u>	<u>309.9</u>	5	1'49.043	24.472	29.840	20.833	33.898	287.5
6	1'49.491	30.050	30.700	20.039	28.702	131.1	6	1'44.733	25.046	30.202	20.431	29.054	289.7
7	1'40.744	<u>23.628</u>	<u>29.160</u>	<u>19.410</u>	<u>28.546</u>	304.4	7	1'43.478	24.487	29.517	20.479	28.995	283.2
8	1'42.234	23.741	29.361	19.922	29.210	309.0	8	1'41.850	<u>24.042</u>	<u>29.336</u>	19.769	28.703	<u>297.4</u>
4th 38 Bradley SMITH Monster Yamaha Tec GBR							9th 7 Mike JONES Avintia Racing AUS						
Runs=2 Total laps=5 Full laps=3							Runs=2 Total laps=8 Full laps=5						
1	5'39.018	4'15.031	32.474	20.841	30.672		1	2'12.044	45.134	32.980	21.823	32.107	
2	1'44.112	25.001	30.277	20.203	28.631	281.6	2	1'44.691	24.924	30.816	20.388	28.563	291.6
3	1'41.129	24.057	<u>29.233</u>	<u>19.468</u>	<u>28.371</u>	298.2	3	1'43.367	24.596	30.083	20.226	28.462	294.0
4	<u>2'36.754</u> P	<u>23.902</u>	29.379	20.046	<u>1'23.427</u>	<u>298.6</u>	4	1'43.413	24.480	30.119	20.244	28.570	292.2
unfinished	30.775	30.755					5	1'42.618	24.190	29.847	20.003	28.578	<u>295.8</u>
5th 46 Valentino ROSSI Movistar Yamaha Mot ITA													
Runs=2 Total laps=8 Full laps=5													
1	2'52.198	1'31.749	31.429	20.308	28.712								
2	1'42.214	24.347	29.569	19.815	28.483	302.5							
3	1'41.897	24.055	29.526	19.849	28.467	307.2							

Fastest Lap: Cal CRUTCHLOW LCR Honda GBR **1'38.467** 23.288 28.563 18.888 27.728

These data/results cannot be reproduced, stored and/or transmitted in whole or in part by any manner of electronic, mechanical, photocopying, recording, broadcasting or otherwise now known or herein after developed without the previous express consent by the copyright owner, except for reproduction in daily press and regular printed publications on sale to the public within 60 days of the event related to those data/results and always provided that copyright symbol appears together as follows below.
© DORNA, 2016



Qualifying Nr. 1

MotoGP

Lap	Lap Time	T1	T2	T3	T4	Speed	Lap	Lap Time	T1	T2	T3	T4	Speed
6	1'42.261	24.121	29.734	19.886	28.520	290.0							
7	2'31.553 P	24.466	29.702	20.194	1'17.191	289.3							
8	1'48.210	29.918	29.876	20.031	28.385								

10th 76 Loris BAZ		Avintia Racing				FRA
		Runs=2	Total laps=7	Full laps=5		
1	2'10.749	43.676	35.992	21.667	29.414	137.5
2	1'43.953	24.728	30.077	20.359	28.789	298.0
3	1'43.608	24.401	29.900	20.357	28.950	302.8
4	1'43.128	24.266	29.816	20.235	28.811	300.1
5	1'46.322	23.902	33.292	20.425	28.703	302.1
6	3'05.233 P	23.945	29.580	34.733	1'36.975	301.2
unfinished		30.383				

11th 53 Tito RABAT		Estrella Galicia 0,0 M SPA				
		Runs=1	Total laps=9	Full laps=8		
1	2'18.194	44.939	35.512	25.323	32.420	
2	1'46.627	25.989	31.182	20.520	28.936	273.2
3	1'44.202	24.777	30.182	20.464	28.779	284.9
4	1'44.096	24.840	30.189	20.260	28.807	288.0
5	1'44.210	24.682	30.316	20.026	29.186	282.7
6	1'44.592	24.811	30.199	20.308	29.274	292.0
7	1'45.155	24.997	30.469	20.295	29.394	276.0
8	1'44.284	24.826	30.113	20.243	29.102	274.5
9	1'44.301	24.790	29.981	20.108	29.422	284.2

Fastest Lap: Cal CRUTCHLOW LCR Honda GBR **1'38.467** 23.288 28.563 18.888 27.728

These data/results cannot be reproduced, stored and/or transmitted in whole or in part by any manner of electronic, mechanical, photocopying, recording, broadcasting or otherwise now known or herein after developed without the previous express consent by the copyright owner, except for reproduction in daily press and regular printed publications on sale to the public within 60 days of the event related to those data/results and always provided that copyright symbol appears together as follows below.
© DORNA, 2016


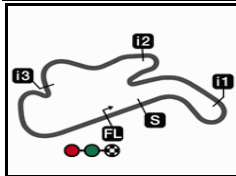
Official MotoGP Timing by **TISSOT**
www.motogp.com

Phillip Island, Saturday, October 22, 2016

Page 2 of 2



Phillip Island

Results and timing service provided by **MotoGP**

4448 m.

MICHELIN® AUSTRALIAN MOTORCYCLE GRAND PRIX*After the Qualifying Nr. 1***Event Best Maximum Speed**

<i>Rider</i>	<i>Nation Team</i>	<i>Motorcycle</i>	<i>Km/h</i>
43 Jack MILLER	AUS Estrella Galicia 0,0 Marc VDS	HONDA	326.2 Free Practice Nr. 3
69 Nicky HAYDEN	USA Repsol Honda Team	HONDA	322.2 Free Practice Nr. 3
9 Danilo PETRUCCI	ITA OCTO Pramac Yakhnich	DUCATI	321.8 Free Practice Nr. 3
41 Aleix ESPARGARO	SPA Team SUZUKI ECSTAR	SUZUKI	321.5 Free Practice Nr. 3
19 Alvaro BAUTISTA	SPA Aprilia Racing Team Gresini	APRILIA	321.4 Free Practice Nr. 3
76 Loris BAZ	FRA Avintia Racing	DUCATI	321.1 Free Practice Nr. 3
25 Maverick VIÑALES	SPA Team SUZUKI ECSTAR	SUZUKI	320.8 Free Practice Nr. 3
93 Marc MARQUEZ	SPA Repsol Honda Team	HONDA	320.7 Free Practice Nr. 3
46 Valentino ROSSI	ITA Movistar Yamaha MotoGP	YAMAHA	319.8 Free Practice Nr. 3
44 Po ESPARGARO	SPA Monster Yamaha Tech 3	YAMAHA	319.5 Free Practice Nr. 3
8 Hector BARBERA	SPA Ducati Team	DUCATI	319.3 Free Practice Nr. 3
68 Yonny HERNANDEZ	COL Pull & Bear Aspar Team	DUCATI	318.6 Free Practice Nr. 3
4 Andrea DOVIZIOSO	ITA Ducati Team	DUCATI	318.6 Free Practice Nr. 4
35 Cal CRUTCHLOW	GBR LCR Honda	HONDA	317.9 Free Practice Nr. 3
50 Eugene LAVERTY	IRL Pull & Bear Aspar Team	DUCATI	317.9 Free Practice Nr. 3
38 Bradley SMITH	GBR Monster Yamaha Tech 3	YAMAHA	316.9 Free Practice Nr. 3
6 Stefan BRADL	GER Aprilia Racing Team Gresini	APRILIA	316.6 Free Practice Nr. 3
7 Mike JONES	AUS Avintia Racing	DUCATI	313.8 Free Practice Nr. 3
45 Scott REDDING	GBR OCTO Pramac Yakhnich	DUCATI	310.8 Free Practice Nr. 3
99 Jorge LORENZO	SPA Movistar Yamaha MotoGP	YAMAHA	307.2 Free Practice Nr. 3
53 Tito RABAT	SPA Estrella Galicia 0,0 Marc VDS	HONDA	297.1 Free Practice Nr. 1

These data/results cannot be reproduced, stored and/or transmitted in whole or in part by any manner of electronic, mechanical, photocopying, recording, broadcasting or otherwise now known or herein after developed without the previous express consent by the copyright owner, except for reproduction in daily press and regular printed publications on sale to the public within 60 days of the event related to those data/results and always provided that copyright symbol appears together as follows below.


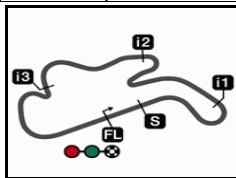
© DORNA, 2016

Official MotoGP Timing by TISSOT
www.motogp.com

Phillip Island, Saturday, October 22, 2016



Phillip Island

Results and timing service provided by  **TISSOT**

4448 m.

MICHELIN® AUSTRALIAN MOTORCYCLE GRAND PRIX**Qualifying Nr. 1****Best Partial Times****MotoGP***IT* Ideal Lap Time, sum of the best partial times*BT* Best Lap Time

<i>T1</i>		<i>T2</i>		<i>T3</i>		<i>T4</i>				<i>IT</i>	<i>BT</i>	
<i>Pos</i>	<i>Rider</i>	<i>Time</i>	<i>Rider</i>	<i>Time</i>	<i>Rider</i>	<i>Time</i>	<i>Rider</i>	<i>Time</i>	<i>Pos</i>	<i>Rider</i>		
1	C.CRUTCHLOW	23.288	C.CRUTCHLOW	28.563	C.CRUTCHLOW	18.853	C.CRUTCHLOW	27.728	1	C.CRUTCHLO	1'38.432	1'38.467 (1)
2	Y.HERNANDEZ	23.537	V.ROSSI	28.902	Y.HERNANDEZ	19.013	J.LORENZO	28.068	2	Y.HERNANDEZ	1'40.178	1'41.766 (7)
3	M.VIÑALES	23.628	J.LORENZO	29.017	V.ROSSI	19.362	B.SMITH	28.371	3	J.LORENZO	1'40.389	1'40.452 (2)
4	J.LORENZO	23.745	M.VIÑALES	29.160	M.VIÑALES	19.410	V.ROSSI	28.377	4	V.ROSSI	1'40.480	1'41.368 (5)
5	E.LAVERTY	23.802	Y.HERNANDEZ	29.179	B.SMITH	19.468	M.JONES	28.385	5	M.VIÑALES	1'40.744	1'40.744 (3)
6	V.ROSSI	23.839	B.SMITH	29.233	J.LORENZO	19.559	Y.HERNANDEZ	28.449	6	B.SMITH	1'40.974	1'41.129 (4)
7	B.SMITH	23.902	E.LAVERTY	29.319	E.LAVERTY	19.750	M.VIÑALES	28.546	7	E.LAVERTY	1'41.507	1'41.532 (6)
8	L.BAZ	23.902	A.BAUTISTA	29.336	A.BAUTISTA	19.763	A.BAUTISTA	28.607	8	A.BAUTISTA	1'41.748	1'41.850 (8)
9	A.BAUTISTA	24.042	L.BAZ	29.580	M.JONES	19.886	E.LAVERTY	28.636	9	M.JONES	1'42.094	1'42.261 (9)
10	M.JONES	24.121	M.JONES	29.702	T.RABAT	20.026	L.BAZ	28.703	10	L.BAZ	1'42.420	1'43.128 (10)
11	T.RABAT	24.682	T.RABAT	29.981	L.BAZ	20.235	T.RABAT	28.779	11	T.RABAT	1'43.468	1'44.096 (11)

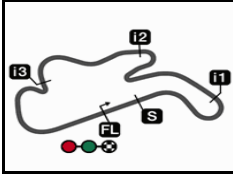

These data/results cannot be reproduced, stored and/or transmitted in whole or in part by any manner of electronic, mechanical, photocopying, recording, broadcasting or otherwise now known or herein after developed without the previous express consent by the copyright owner, except for reproduction in daily press and regular printed publications on sale to the public within 60 days of the event related to those data/results and always provided that copyright symbol appears together as follows below.

© DORNA, 2016

Official MotoGP Timing by **TISSOT**
www.motogp.com




Phillip Island

Results and timing service provided by 

4448 m.

MotoGP**MICHELIN® AUSTRALIAN MOTORCYCLE GRAND PRIX****Qualifying Nr. 1****Fastest Laps Sequence**

<i>Practice Time</i>	 <i>Rider</i>	<i>Nation</i>	<i>Motorcycle</i>	<i>Time</i>	<i>Km/h</i>	<i>Rider's Lap</i>
3'54.702	76 Loris BAZ	FRA	DUCATI	1'43.953	154.0	2
4'04.868	35 Cal CRUTCHLOW	GBR	HONDA	1'41.165	158.2	2
7'27.107	35 Cal CRUTCHLOW	GBR	HONDA	1'40.060	160.0	4
13'28.558	35 Cal CRUTCHLOW	GBR	HONDA	1'38.752	162.1	7
15'07.025	35 Cal CRUTCHLOW	GBR	HONDA	1'38.467	162.6	8

These data/results cannot be reproduced, stored and/or transmitted in whole or in part by any manner of electronic, mechanical, photocopying, recording, broadcasting or otherwise now known or herein after developed without the previous express consent by the copyright owner, except for reproduction in daily press and regular printed publications on sale to the public within 60 days of the event related to those data/results and always provided that copyright symbol appears together as follows below.

© DORNA, 2016

Official MotoGP Timing by **TISSOT**
www.motogp.com

Phillip Island, Saturday, October 22, 2016