


4448 m.

MICHELIN® AUSTRALIAN MOTORCYCLE GRAND PRIX

MotoGP

Qualifying Results

	Rider	Nation	Team	Motorcycle	Time	Lap	Total	Gap	Top Speed
1	93 Marc MARQUEZ	SPA	Repsol Honda Team	HONDA	Q2 1'30.189	7	8		324.8
2	35 Cal CRUTCHLOW	GBR	LCR Honda	HONDA	Q2 1'30.981	8	8	0.792	0.792 326.8
3	44 PoI ESPARGARO	SPA	Monster Yamaha Tech 3	YAMAHA	Q2 1'31.107	9	9	0.918	0.126 326.0
4	41 Aleix ESPARGARO	SPA	Team SUZUKI ECSTAR	SUZUKI	Q2 1'31.673	9	9	1.484	0.566 321.3
5	43 Jack MILLER	AUS	Estrella Galicia 0,0 Marc VDS	HONDA	Q2 1'31.754	8	8	1.565	0.081 325.3
6	9 Danilo PETRUCCI	ITA	OCTO Pramac Yakhnich	DUCATI	Q2 1'32.420	8	8	2.231	0.666 321.8
7	69 Nicky HAYDEN	USA	Repsol Honda Team	HONDA	Q2 1'32.944	8	8	2.755	0.524 318.6
8	6 Stefan BRADL	GER	Aprilia Racing Team Gresini	APRILIA	Q2 1'33.015	8	8	2.826	0.071 319.5
9	4 Andrea DOVIZIOSO	ITA	Ducati Team	DUCATI	Q2 1'33.090	4	7	2.901	0.075 330.3
10	8 Hector BARBERA	SPA	Ducati Team	DUCATI	Q2 1'33.914	5	9	3.725	0.824 332.7
11	45 Scott REDDING	GBR	OCTO Pramac Yakhnich	DUCATI	Q2 1'34.682	3	7	4.493	0.768 322.0
12	99 Jorge LORENZO	SPA	Movistar Yamaha MotoGP	YAMAHA	Q2 1'36.840	8	9	6.651	2.158 320.1
13	25 Maverick VIÑALES	SPA	Team SUZUKI ECSTAR	SUZUKI	Q1 1'40.744	7	8 (*)	2.277	309.9
14	38 Bradley SMITH	GBR	Monster Yamaha Tech 3	YAMAHA	Q1 1'41.129	3	4 (*)	2.662	0.385 298.6
15	46 Valentino ROSSI	ITA	Movistar Yamaha MotoGP	YAMAHA	Q1 1'41.368	4	8 (*)	2.901	0.239 307.8
16	50 Eugene LAVERTY	IRL	Pull & Bear Aspar Team	DUCATI	Q1 1'41.532	5	8 (*)	3.065	0.164 301.0
17	68 Yonny HERNANDEZ	COL	Pull & Bear Aspar Team	DUCATI	Q1 1'41.766	5	7 (*)	3.299	0.234 305.9
18	19 Alvaro BAUTISTA	SPA	Aprilia Racing Team Gresini	APRILIA	Q1 1'41.850	8	9 (*)	3.383	0.084 297.4
19	7 Mike JONES	AUS	Avintia Racing	DUCATI	Q1 1'42.261	6	8 (*)	3.794	0.411 295.8
20	76 Loris BAZ	FRA	Avintia Racing	DUCATI	Q1 1'43.128	4	6 (*)	4.661	0.867 302.8
21	53 Tito RABAT	SPA	Estrella Galicia 0,0 Marc VDS	HONDA	Q1 1'44.096	4	9 (*)	5.629	0.968 292.0

* Gap with the fastest rider in the Q1 session.

Pole Position:		Marc MARQUEZ	1'30.189	177.5 Km/h
Q1 Best Lap:	Lap 8	Cal CRUTCHLOW	(*) 1'38.467	162.6 Km/h
Circuit Record Lap:	2013	Marc MARQUEZ	1'28.108	181.7 Km/h
Circuit Best Lap:	2013	Jorge LORENZO	1'27.899	182.1 Km/h

The results are provisional until the end of the limit for protest and appeals.

Time limit for protest expires 60' after publication of the results - Mr. Time:

These data/results cannot be reproduced, stored and/or transmitted in whole or in part by any manner of electronic, mechanical, photocopying, recording, broadcasting or otherwise now known or herein after developed without the previous express consent by the copyright owner, except for reproduction in daily press and regular printed publications on sale to the public within 60 days of the event related to those data/results and always provided that copyright symbol appears together as follows below.

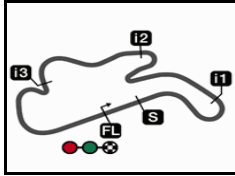

© DORNA, 2016

Official MotoGP Timing by TISSOT
www.motogp.com

Phillip Island, Saturday, October 22, 2016



Phillip Island

Results and timing service provided by 

4448 m.

MICHELIN® AUSTRALIAN MOTORCYCLE GRAND PRIX

Qualifying Nr. 2 Classification

20



	<i>Rider</i>	<i>Nation</i>	<i>Team</i>	<i>Motorcycle</i>	<i>Time</i>	<i>Lap Total</i>	<i>Gap</i>	<i>Top Speed</i>
1	93 Marc MARQUEZ	SPA	Repsol Honda Team	HONDA	1'30.189	7 8		324.8
2	35 Cal CRUTCHLOW	GBR	LCR Honda	HONDA	1'30.981	8 8	0.792 0.792	326.8
3	44 Poi ESPARGARO	SPA	Monster Yamaha Tech 3	YAMAHA	1'31.107	9 9	0.918 0.126	326.0
4	41 Aleix ESPARGARO	SPA	Team SUZUKI ECSTAR	SUZUKI	1'31.673	9 9	1.484 0.566	321.3
5	43 Jack MILLER	AUS	Estrella Galicia 0,0 Marc VDS	HONDA	1'31.754	8 8	1.565 0.081	325.3
6	9 Danilo PETRUCCI	ITA	OCTO Pramac Yakhnich	DUCATI	1'32.420	8 8	2.231 0.666	321.8
7	69 Nicky HAYDEN	USA	Repsol Honda Team	HONDA	1'32.944	8 8	2.755 0.524	318.6
8	6 Stefan BRADL	GER	Aprilia Racing Team Gresini	APRILIA	1'33.015	8 8	2.826 0.071	319.5
9	4 Andrea DOVIZIOSO	ITA	Ducati Team	DUCATI	1'33.090	4 7	2.901 0.075	330.3
10	8 Hector BARBERA	SPA	Ducati Team	DUCATI	1'33.914	5 9	3.725 0.824	332.7
11	45 Scott REDDING	GBR	OCTO Pramac Yakhnich	DUCATI	1'34.682	3 7	4.493 0.768	322.0
12	99 Jorge LORENZO	SPA	Movistar Yamaha MotoGP	YAMAHA	1'36.840	8 9	6.651 2.158	320.1

Practice condition: **Dry**

Air: 12°

Humidity: 73%

Ground: 19°

Fastest Lap:	Lap: 7	Marc MARQUEZ	1'30.189	177.5 Km/h
Circuit Record Lap:	2013	Marc MARQUEZ	1'28.108	181.7 Km/h
Circuit Best Lap:	2013	Jorge LORENZO	1'27.899	182.1 Km/h

The results are provisional until the end of the limit for protest and appeals.

Time limit for protest expires 30' after publication of the results - Mr. Time:

These data/results cannot be reproduced, stored and/or transmitted in whole or in part by any manner of electronic, mechanical, photocopying, recording, broadcasting or otherwise now known or herein after developed without the previous express consent by the copyright owner, except for reproduction in daily press and regular printed publications on sale to the public within 60 days of the event related to those data/results and always provided that copyright symbol appears together as follows below.

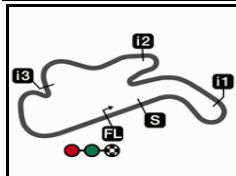

© DORNA, 2016

Official MotoGP Timing by **TISSOT**
www.motogp.com

Phillip Island, Saturday, October 22, 2016



Phillip Island

Results and timing service provided by 

4448 m.

MICHELIN® AUSTRALIAN MOTORCYCLE GRAND PRIX

Qualifying Nr. 2

Top Speed & Average

21


Rider	Nation	Motorcycle	Top 5 speeds					Average	Top
8 Hector BARBERA	SPA	DUCATI	332.7	329.3	318.2	317.2	317.0	322.9	332.7
4 Andrea DOVIZIOSO	ITA	DUCATI	330.3	324.2	322.5	321.0	316.6	322.9	330.3
35 Cal CRUTCHLOW	GBR	HONDA	326.8	321.6	320.7	320.2	318.3	321.5	326.8
44 Po ESPARGARO	SPA	YAMAHA	326.0	325.3	325.0	323.8	319.6	323.9	326.0
43 Jack MILLER	AUS	HONDA	325.3	324.0	320.0	320.0	318.7	321.6	325.3
93 Marc MARQUEZ	SPA	HONDA	324.8	322.2	322.0	320.0	316.9	321.2	324.8
45 Scott REDDING	GBR	DUCATI	322.0	321.3	320.4	314.6	309.1	317.5	322.0
9 Danilo PETRUCCI	ITA	DUCATI	321.8	320.5	318.0	314.6	312.1	317.4	321.8
41 Aleix ESPARGARO	SPA	SUZUKI	321.3	316.7	316.0	315.7	314.8	316.9	321.3
99 Jorge LORENZO	SPA	YAMAHA	320.1	317.4	316.2	312.2	311.4	315.5	320.1
6 Stefan BRADL	GER	APRILIA	319.5	317.2	313.9	312.9	312.2	315.1	319.5
69 Nicky HAYDEN	USA	HONDA	318.6	318.0	317.9	312.0	308.9	315.1	318.6

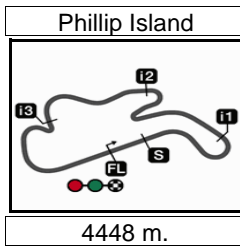
These data/results cannot be reproduced, stored and/or transmitted in whole or in part by any manner of electronic, mechanical, photocopying, recording, broadcasting or otherwise now known or herein after developed without the previous express consent by the copyright owner, except for reproduction in daily press and regular printed publications on sale to the public within 60 days of the event related to those data/results and always provided that copyright symbol appears together as follows below.

© DORNA, 2016

Official MotoGP Timing by **TISSOT**
www.motogp.com



Phillip Island, Saturday, October 22, 2016



Results and timing service provided by TISSOT

MotoGP

MICHELIN® AUSTRALIAN MOTORCYCLE GRAND PRIX

Qualifying Nr. 2

Chronological Analysis of Performances

22

* Lap / Sector time cancelled T1 Time from finish line to 1st intermediate T3 Time from 2nd intermed. to 3rd intermed.
P Crossing the finish line in pit lane T2 Time from 1st intermed. to 2nd intermed. T4 Time from 3rd intermediate to finish line

Lap	Lap Time	T1	T2	T3	T4	Speed	Lap	Lap Time	T1	T2	T3	T4	Speed		
1st	93	Marc MARQUEZ Repsol Honda Team SPA						5th	43	Jack MILLER Estrella Galicia 0,0 M AUS					
		Runs=2	Total laps=8	Full laps=6					Runs=3	Total laps=8	Full laps=4				
1	5'12.112	P	40.696	30.156	19.089	3'42.171	1	2'55.181	P	39.334	29.737	19.533	1'26.577		
2	1'39.814		26.903	27.793	18.385	26.733	2	1'42.299		28.425	28.351	18.570	26.953		
3	1'32.239		22.063	26.556	17.727	25.893	3	1'34.028		22.673	26.986	18.025	26.344	320.0	
4	1'31.555		21.833	26.353	17.547	25.822	4	1'33.187		22.462	26.853	17.739	26.133	318.7	
5	1'30.670		21.553	26.105	17.486	25.526	5	3'04.927	P	22.445	27.179	18.269	1'57.034	320.0	
6	1'32.671		21.631	26.124	18.170	26.746	6	1'39.193		27.423	27.591	18.022	26.157		
7	1'30.189		21.566	26.025	17.369	25.229	7	1'32.266		22.132	26.683	17.673	25.778	324.0	
8	1'37.269		21.861	30.569	18.585	26.254	324.8	8	1'31.754		21.921	26.505	17.558	25.770	325.3
2nd	35	Cal CRUTCHLOW LCR Honda GBR						6th	9	Daniilo PETRUCCI OCTO Pramac Yakhn ITA					
		Runs=2	Total laps=8	Full laps=5					Runs=3	Total laps=8	Full laps=4				
1	2'25.786		1'03.680	30.750	23.932	27.424	1	2'40.295	P	42.584	29.625	19.329	1'08.757		
2	1'35.889		23.014	27.943	18.315	26.617	2	1'44.004		28.958	28.986	18.892	27.168		
3	1'33.556		22.300	27.213	17.891	26.152	3	1'35.595		22.834	27.738	18.316	26.707	312.1	
4	1'35.454		22.211	28.572	18.522	26.149	4	1'34.575		22.564	27.285	18.153	26.573	318.0	
5	1'32.189		22.041	26.714	17.620	25.814	5	2'57.324	P	22.950	27.551	18.434	1'48.389	314.6	
6	3'12.000	P	23.201	27.268	17.952	2'03.579	320.2	6	1'39.389		27.005	27.828	18.367	26.189	
7	1'39.583		27.734	27.160	18.033	26.656	7	1'33.163		22.307	26.971	17.962	25.923	320.5	
8	1'30.981		21.646	26.372	17.548	25.415	326.8	8	1'32.420		22.106	26.726	17.800	25.788	321.8
3rd	44	Pol ESPARGARO Monster Yamaha Tec SPA						7th	69	Nicky HAYDEN Repsol Honda Team USA					
		Runs=2	Total laps=9	Full laps=6					Runs=2	Total laps=8	Full laps=5				
1	1'58.675		40.950	30.779	19.337	27.609	1	2'01.646		42.487	31.105	19.791	28.263		
2	1'36.205		23.005	27.832	18.312	27.056	2	1'37.177		23.516	28.002	18.763	26.896	308.9	
3	3'17.888	P	22.630	27.421	18.242	2'09.595	319.6	3	1'34.920		22.550	27.615	18.155	26.600	312.0
4	1'39.234		26.714	27.529	18.515	26.476	4	3'28.723	P	23.519	27.996	18.699	2'18.509	293.2	
5	1'33.071		22.504	26.864	17.849	25.854	317.2	5	1'42.549		28.238	28.547	18.833	26.931	
6	1'32.546		22.206	26.743	17.809	25.788	323.8	6	1'34.906		22.815	27.461	18.209	26.421	317.9
7	1'32.203		22.127	26.726	17.639	25.711	325.3	7	1'33.130		22.188	26.986	17.881	26.075	318.6
8	1'32.001		21.981	26.731	17.594	25.695	326.0	8	1'32.944		22.204	26.892	17.864	25.984	318.0
9	1'31.107		21.784	26.415	17.438	25.470	325.0								
4th	41	Alex ESPARGARO Team SUZUKI ECST SPA						8th	6	Stefan BRADL Aprilia Racing Team GER					
		Runs=2	Total laps=9	Full laps=6					Runs=2	Total laps=8	Full laps=5				
1	2'23.603		1'02.161	31.590	20.374	29.478	146.5	1	1'58.186		40.848	30.539	19.053	27.746	
2	1'38.069		23.760	28.307	19.061	26.941	309.4	2	1'35.710		23.106	27.646	18.188	26.770	312.9
3	1'34.277		22.674	27.243	18.074	26.286	311.7	3	1'34.690		22.529	27.297	18.327	26.537	313.9
4	1'33.697		22.249	27.320	17.856	26.272	314.8	4	1'45.910		22.608	37.364	18.890	27.048	312.2
5	1'32.983		22.183	26.883	17.806	26.111	316.7	5	4'15.996	P	22.789	28.157	20.446	3'04.604	308.9
6	2'40.907	P	22.143	27.047	18.119	1'33.598	316.0	6	1'44.025		28.085	28.144	18.491	29.305	
7	1'43.310		28.094	29.108	18.839	27.269		7	1'34.169		22.546	27.220	18.172	26.231	317.2
8	1'34.333		22.663	27.345	18.042	26.283	315.7	8	1'33.015		22.167	26.838	17.900	26.110	319.5
9	1'31.673		21.966	26.563	17.482	25.662	321.3								

Fastest Lap: Marc MARQUEZ Repsol Honda Team SPA **1'30.189** 21.566 26.025 17.369 25.229

These data/results cannot be reproduced, stored and/or transmitted in whole or in part by any manner of electronic, mechanical, photocopying, recording, broadcasting or otherwise now known or herein after developed without the previous express consent by the copyright owner, except for reproduction in daily press and regular printed publications on sale to the public within 60 days of the event related to those data/results and always provided that copyright symbol appears together as follows below.
© DORNA, 2016



Qualifying Nr. 2

MotoGP

Lap	Lap Time	T1	T2	T3	T4	Speed	Lap	Lap Time	T1	T2	T3	T4	Speed
9th	4	Andrea DOVIZIOSO		Ducati Team		ITA							
		Runs=2	Total laps=8	Full laps=4									
1	2'25.234	1'02.519	32.554	22.599	27.562								
2	1'36.559	23.411	28.390	18.391	26.367	316.6							
3	1'34.110	22.740	27.313	17.948	26.109	313.8							
4	1'33.090	22.122	27.015	17.780	26.173	324.2							
5	2'41.271 P	24.364	28.167	18.657	1'30.083	322.5							
6	1'49.035	32.217	29.854	19.137	27.827								
7	1'36.233	23.036	28.081	18.419	26.697	321.0							
	PIT	22.595	28.369	19.047	330.3								
10th	8	Hector BARBERA		Ducati Team		SPA							
		Runs=2	Total laps=9	Full laps=6									
1	2'02.758	46.938	29.666	19.152	27.002								
2	1'36.746	22.872	27.853	18.523	27.498	317.0							
3	1'34.221	22.523	27.459	18.109	26.130	318.2							
4	1'38.391	25.269	28.515	18.152	26.455	312.0							
5	1'33.914	22.387	27.297	17.939	26.291	309.2							
6	2'45.061 P	22.310	29.773	19.339	1'33.639	317.2							
7	1'44.716	27.871	29.863	18.756	28.226								
8	1'34.900	22.519	27.543	18.135	26.703	332.7							
9	1'34.350	22.289	27.397	18.211	26.453	329.3							
11th	45	Scott REDDING		OCTO Pramac Yakhn		GBR							
		Runs=2	Total laps=8	Full laps=4									
1	2'12.493	52.908	31.136	20.269	28.180								
2	1'36.147	23.227	28.079	18.226	26.615	314.6							
3	1'34.682	22.769	27.361	18.053	26.499	309.1							
4	2'52.527 P	22.865	27.873	18.434	1'43.355	304.7							
5	1'43.780	28.013	29.889	18.535	27.343								
6	1'34.919	22.578	27.832	18.189	26.320	320.4							
7	1'34.762	22.486	27.659	18.179	26.438	322.0							
	PIT	27.498	31.347	19.870	321.3								
12th	99	Jorge LORENZO		Movistar Yamaha Mot		SPA							
		Runs=2	Total laps=9	Full laps=6									
1	2'25.613	1'03.653	31.989	20.606	29.365								
2	1'40.350	24.214	29.076	19.496	27.564	296.5							
3	1'37.883	23.394	28.424	18.944	27.121	311.4							
4	2'27.162 P	23.123	28.078	19.653	1'16.308	312.2							
5	1'46.344	29.259	29.176	19.708	28.201								
6	1'39.267	23.879	28.754	19.435	27.199	299.8							
7	1'37.268	23.146	28.363	18.917	26.842	320.1							
8	1'36.840	22.902	28.065	18.833	27.040	316.2							
9	1'46.329	26.644	31.151	20.420	28.114	317.4							

Fastest Lap: Marc MARQUEZ Repsol Honda Team SPA **1'30.189** 21.566 26.025 17.369 25.229

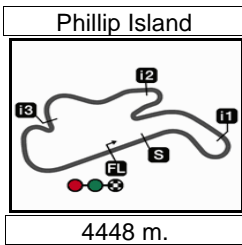
These data/results cannot be reproduced, stored and/or transmitted in whole or in part by any manner of electronic, mechanical, photocopying, recording, broadcasting or otherwise now known or herein after developed without the previous express consent by the copyright owner, except for reproduction in daily press and regular printed publications on sale to the public within 60 days of the event related to those data/results and always provided that copyright symbol appears together as follows below.
© DORNA, 2016

Official MotoGP Timing by **TISSOT**
www.motogp.com

Phillip Island, Saturday, October 22, 2016

Page 2 of 2





Results and timing service provided by TISSOT

MotoGP

MICHELIN® AUSTRALIAN MOTORCYCLE GRAND PRIX

Provisional Starting Grid

23

4448 m.

Race : 27 laps = 120.096 km



1	1 1'30.189 93 Marc MARQUEZ Honda	2 1'30.981 35 Cal CRUTCHLOW Honda	3 1'31.107 44 Pol ESPARGARO Yamaha
2	4 1'31.673 41 Aleix ESPARGARO Suzuki	5 1'31.754 43 Jack MILLER Honda	6 1'32.420 9 Danilo PETRUCCI Ducati
3	7 1'32.944 69 Nicky HAYDEN Honda	8 1'33.015 6 Stefan BRADL Aprilia	9 1'33.090 4 Andrea DOVIZIOSO Ducati
4	10 1'33.914 8 Hector BARBERA Ducati	11 1'34.682 45 Scott REDDING Ducati	12 1'36.840 99 Jorge LORENZO Yamaha
5	13 1'40.744 25 Maverick VIÑALES Suzuki	14 1'41.129 38 Bradley SMITH Yamaha	15 1'41.368 46 Valentino ROSSI Yamaha
6	16 1'41.532 50 Eugene LAVERTY Ducati	17 1'41.766 68 Yonny HERNANDEZ Ducati	18 1'41.850 19 Alvaro BAUTISTA Aprilia
7	19 1'42.261 7 Mike JONES Ducati	20 1'43.128 76 Loris BAZ Ducati	21 1'44.096 53 Tito RABAT Honda

The results are provisional until the end of the limit for protest and appeals and until the ratification of the Event Management Committee.

Time limit for protest expires 60' at the latest after publication of the results - Mr. Time:

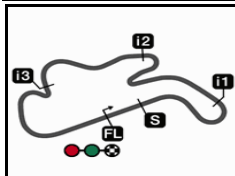
These data/results cannot be reproduced, stored and/or transmitted in whole or in part by any manner of electronic, mechanical, photocopying, recording, broadcasting or otherwise now known or herein after developed without the previous express consent by the copyright owner, except for reproduction in daily press and regular printed publications on sale to the public within 60 days of the event related to those data/results and always provided that copyright symbol appears together as follows below.

© DORNA, 2016

Official MotoGP Timing by TISSOT
www.motogp.com

Phillip Island, Saturday, October 22, 2016





4448 m.

MICHELIN® AUSTRALIAN MOTORCYCLE GRAND PRIX

MotoGP

BMW M Award - Best Qualifier MotoGP 2016

24

Rider	Nation	Points	QAT	ARG	AME	SPA	FRA	ITA	CAT	NED	GER	AUT	CZE	GBR	RSM	ARA	JPN	AUS	MAL	VAL
1 MARQUEZ Marc	SPA	312	20	25	25	16	20	13	25	13	25	11	25	11	13	25	20	25		
2 ROSSI Valentino	ITA	261	11	20	16	25	9	25	11	20	16	20	10	20	20	10	25	3		
3 LORENZO Jorge	SPA	250	25	16	20	20	25	11	20	5	5	13	20	7	25	16	16	6		
4 VIÑALES Maverick	SPA	183	16	9	11	11	8	20	10	4	10	10	8	16	16	20	9	5		
5 DOVIZIOSO Andrea	ITA	174	10	11	9	13	11	4	6	25	9	16	9	6	11	13	13	8		
6 CRUTCHLOW Cal	GBR	152	6	7	10	6	7	1	9	11	3	9	6	25	10	11	11	20		
7 IANNONE Andrea	ITA	144	13	10	13	5	16	16	8	7	7	25	16	8	-	-	-	-		
8 ESPARGARO Aleix	SPA	120	1	5	7	10	4	10	3	8	8	7	13	5	8	8	10	13		
9 PEDROSA Dani	SPA	117	9	13	8	9	5	9	16	-	6	4	7	13	9	9	-	-		
10 ESPARGARO Pol	SPA	106	7	6	3	8	13	3	4	9	11	1	4	1	7	5	8	16		
11 BARBERA Hector	SPA	92	8	8	2	7	3	2	13	3	20	6	11	-	6	3	-	-		
12 REDDING Scott	GBR	80	4	2	6	-	2	6	5	16	1	8	2	9	-	6	6	7		
13 PETRUCCI Danilo	ITA	74	-	-	-	-	6	7	7	6	13	3	3	2	3	7	7	10		
14 SMITH Bradley	GBR	53	5	4	5	2	10	8	2	2	2	2	5	-	-	-	2	4		
15 HERNANDEZ Yonny	COL	27	3	-	-	-	1	5	1	10	4	-	-	-	-	1	1	1		
16 LAVERTY Eugene	IRL	24	2	-	1	1	-	-	-	-	-	5	1	10	2	-	-	2		
17 BRADL Stefan	GER	21	-	-	-	-	-	-	-	-	-	-	-	-	4	4	4	9		
18 MILLER Jack	AUS	20	-	1	-	-	-	-	-	-	-	-	-	4	1	-	3	11		
19 BAUTISTA Alvaro	SPA	16	-	-	-	3	-	-	-	1	-	-	-	-	5	2	5	-		
20 BAZ Loris	FRA	14	-	3	4	4	-	-	-	-	-	-	-	3	-	-	-	-		

These data/results cannot be reproduced, stored and/or transmitted in whole or in part by any manner of electronic, mechanical, photocopying, recording, broadcasting or otherwise now known or herein after developed without the previous express consent by the copyright owner, except for reproduction in daily press and regular printed publications on sale to the public within 60 days of the event related to those data/results and always provided that copyright symbol appears together as follows below.

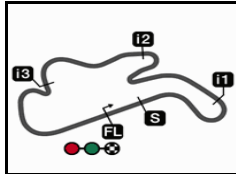

© DORNA, 2016

Official MotoGP Timing by TISSOT
www.motogp.com



Phillip Island, Saturday, October 22, 2016

Phillip Island

Results and timing service provided by 

4448 m.

MICHELIN® AUSTRALIAN MOTORCYCLE GRAND PRIX**MotoGP***After the Qualifying Nr. 2***Event Best Maximum Speed**

<i>Rider</i>	<i>Nation Team</i>	<i>Motorcycle</i>	<i>Km/h</i>	
8 Hector BARBERA	SPA Ducati Team	DUCATI	332.7	Qualifying Nr. 2
4 Andrea DOVIZIOSO	ITA Ducati Team	DUCATI	330.3	Qualifying Nr. 2
35 Cal CRUTCHLOW	GBR LCR Honda	HONDA	326.8	Qualifying Nr. 2
43 Jack MILLER	AUS Estrella Galicia 0,0 Marc VDS	HONDA	326.2	Free Practice Nr. 3
44 Po ESPARGARO	SPA Monster Yamaha Tech 3	YAMAHA	326.0	Qualifying Nr. 2
93 Marc MARQUEZ	SPA Repsol Honda Team	HONDA	324.8	Qualifying Nr. 2
69 Nicky HAYDEN	USA Repsol Honda Team	HONDA	322.2	Free Practice Nr. 3
45 Scott REDDING	GBR OCTO Pramac Yakhnich	DUCATI	322.0	Qualifying Nr. 2
9 Danilo PETRUCCI	ITA OCTO Pramac Yakhnich	DUCATI	321.8	Qualifying Nr. 2
41 Aleix ESPARGARO	SPA Team SUZUKI ECSTAR	SUZUKI	321.5	Free Practice Nr. 3
19 Alvaro BAUTISTA	SPA Aprilia Racing Team Gresini	APRILIA	321.4	Free Practice Nr. 3
76 Loris BAZ	FRA Avintia Racing	DUCATI	321.1	Free Practice Nr. 3
25 Maverick VIÑALES	SPA Team SUZUKI ECSTAR	SUZUKI	320.8	Free Practice Nr. 3
99 Jorge LORENZO	SPA Movistar Yamaha MotoGP	YAMAHA	320.1	Qualifying Nr. 2
46 Valentino ROSSI	ITA Movistar Yamaha MotoGP	YAMAHA	319.8	Free Practice Nr. 3
6 Stefan BRADL	GER Aprilia Racing Team Gresini	APRILIA	319.5	Qualifying Nr. 2
68 Yonny HERNANDEZ	COL Pull & Bear Aspar Team	DUCATI	318.6	Free Practice Nr. 3
50 Eugene LAVERTY	IRL Pull & Bear Aspar Team	DUCATI	317.9	Free Practice Nr. 3
38 Bradley SMITH	GBR Monster Yamaha Tech 3	YAMAHA	316.9	Free Practice Nr. 3
7 Mike JONES	AUS Avintia Racing	DUCATI	313.8	Free Practice Nr. 3
53 Tito RABAT	SPA Estrella Galicia 0,0 Marc VDS	HONDA	297.1	Free Practice Nr. 1

These data/results cannot be reproduced, stored and/or transmitted in whole or in part by any manner of electronic, mechanical, photocopying, recording, broadcasting or otherwise now known or herein after developed without the previous express consent by the copyright owner, except for reproduction in daily press and regular printed publications on sale to the public within 60 days of the event related to those data/results and always provided that copyright symbol appears together as follows below.


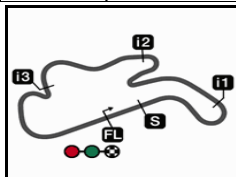
© DORNA, 2016

Official MotoGP Timing by TISSOT
www.motogp.com

Phillip Island, Saturday, October 22, 2016



Phillip Island

Results and timing service provided by  TISSOT

4448 m.

MICHELIN® AUSTRALIAN MOTORCYCLE GRAND PRIX

Qualifying Nr. 2

Best Partial Times

MotoGP

IT Ideal Lap Time, sum of the best partial times

BT Best Lap Time

T1		T2		T3		T4				IT	BT	
Pos	Rider	Time	Rider	Time	Rider	Time	Rider	Time	Pos	Rider	IT	BT
1	M.MARQUEZ	21.553	M.MARQUEZ	26.025	M.MARQUEZ	17.369	M.MARQUEZ	25.229	1	M.MARQUEZ	1'30.176	1'30.189 (1)
2	C.CRUTCHLOW	21.646	C.CRUTCHLOW	26.372	P.ESPARGARO	17.438	C.CRUTCHLOW	25.415	2	C.CRUTCHLO	1'30.981	1'30.981 (2)
3	P.ESPARGARO	21.784	P.ESPARGARO	26.415	A.ESPARGARO	17.482	P.ESPARGARO	25.470	3	P.ESPARGAR	1'31.107	1'31.107 (3)
4	J.MILLER	21.921	J.MILLER	26.505	C.CRUTCHLOW	17.548	A.ESPARGARO	25.662	4	A.ESPARGAR	1'31.673	1'31.673 (4)
5	A.ESPARGARO	21.966	A.ESPARGARO	26.563	J.MILLER	17.558	J.MILLER	25.770	5	J.MILLER	1'31.754	1'31.754 (5)
6	D.PETRUCCI	22.106	D.PETRUCCI	26.726	A.DOVIZIOSO	17.780	D.PETRUCCI	25.788	6	D.PETRUCCI	1'32.420	1'32.420 (6)
7	A.DOVIZIOSO	22.122	S.BRADL	26.838	D.PETRUCCI	17.800	N.HAYDEN	25.984	7	N.HAYDEN	1'32.928	1'32.944 (7)
8	S.BRADL	22.167	N.HAYDEN	26.892	N.HAYDEN	17.864	A.DOVIZIOSO	26.109	8	S.BRADL	1'33.015	1'33.015 (8)
9	N.HAYDEN	22.188	A.DOVIZIOSO	27.015	S.BRADL	17.900	S.BRADL	26.110	9	A.DOVIZIOSO	1'33.026	1'33.090 (9)
10	H.BARBERA	22.289	H.BARBERA	27.297	H.BARBERA	17.939	H.BARBERA	26.130	10	H.BARBERA	1'33.655	1'33.914 (10)
11	S.REDDING	22.486	S.REDDING	27.361	S.REDDING	18.053	S.REDDING	26.320	11	S.REDDING	1'34.220	1'34.682 (11)
12	J.LORENZO	22.902	J.LORENZO	28.065	J.LORENZO	18.833	J.LORENZO	26.842	12	J.LORENZO	1'36.642	1'36.840 (12)

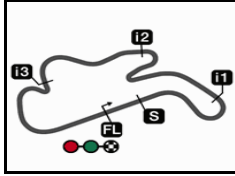

These data/results cannot be reproduced, stored and/or transmitted in whole or in part by any manner of electronic, mechanical, photocopying, recording, broadcasting or otherwise now known or herein after developed without the previous express consent by the copyright owner, except for reproduction in daily press and regular printed publications on sale to the public within 60 days of the event related to those data/results and always provided that copyright symbol appears together as follows below.

© DORNA, 2016

Official MotoGP Timing by TISSOT
www.motogp.com



Phillip Island

Results and timing service provided by 


4448 m.

MICHELIN® AUSTRALIAN MOTORCYCLE GRAND PRIX

MotoGP

Qualifying Nr. 2

Fastest Laps Sequence

<i>Practice Time</i>	 <i>Rider</i>	<i>Nation</i>	<i>Motorcycle</i>	<i>Time</i>	<i>Km/h</i>	<i>Rider's Lap</i>
3'33.896	6 Stefan BRADL	GER	APRILIA	1'35.710	167.3	2
5'08.586	6 Stefan BRADL	GER	APRILIA	1'34.690	169.1	3
5'13.725	8 Hector BARBERA	SPA	DUCATI	1'34.221	169.9	3
5'35.231	35 Cal CRUTCHLOW	GBR	HONDA	1'33.556	171.1	3
7'08.993	4 Andrea DOVIZIOSO	ITA	DUCATI	1'33.090	172.0	4
8'24.165	93 Marc MARQUEZ	SPA	HONDA	1'32.239	173.6	3
8'42.874	35 Cal CRUTCHLOW	GBR	HONDA	1'32.189	173.6	5
9'55.720	93 Marc MARQUEZ	SPA	HONDA	1'31.555	174.8	4
11'26.390	93 Marc MARQUEZ	SPA	HONDA	1'30.670	176.6	5
14'29.250	93 Marc MARQUEZ	SPA	HONDA	1'30.189	177.5	7

These data/results cannot be reproduced, stored and/or transmitted in whole or in part by any manner of electronic, mechanical, photocopying, recording, broadcasting or otherwise now known or herein after developed without the previous express consent by the copyright owner, except for reproduction in daily press and regular printed publications on sale to the public within 60 days of the event related to those data/results and always provided that copyright symbol appears together as follows below.

© DORNA, 2016

Official MotoGP Timing by TISSOT
www.motogp.com

Phillip Island, Saturday, October 22, 2016

