


4727 m.

GRAN PREMI MONSTER ENERGY DE CATALUNYA

Free Practice Nr. 2

Classification

6

		Rider	Nation	Team	Motorcycle	Time	Lap Total	Gap	Top Speed
1	21	Franco MORBIDELLI	ITA	Estrella Galicia 0,0 Marc VDS	KALEX	1'47.083	6 11		281.6
2	11	Sandro CORTESE	GER	Dynavolt Intact GP	KALEX	1'47.277	2 5	0.194 0.194	279.9
3	94	Jonas FOLGER	GER	Dynavolt Intact GP	KALEX	1'47.317	3 6	0.234 0.040	277.8
4	40	Alex RINS	SPA	Paginas Amarillas HP 40	KALEX	1'47.485	4 7	0.402 0.168	274.5
5	30	Takaaki NAKAGAMI	JPN	IDEMITSU Honda Team Asia	KALEX	1'47.521	3 9	0.438 0.036	272.1
6	22	Sam LOWES	GBR	Federal Oil Gresini Moto2	KALEX	1'47.526	5 9	0.443 0.005	273.0
7	73	Alex MARQUEZ	SPA	Estrella Galicia 0,0 Marc VDS	KALEX	1'47.596	4 9	0.513 0.070	279.4
8	54	Mattia PASINI	ITA	Italtrans Racing Team	KALEX	1'47.629	3 7	0.546 0.033	276.1
9	23	Marcel SCHROTTER	GER	AGR Team	KALEX	1'47.809	3 4	0.726 0.180	282.7
10	5	Johann ZARCO	FRA	Ajo Motorsport	KALEX	1'47.929	4 9	0.846 0.120	277.8
11	12	Thomas LUTHI	SWI	Garage Plus Interwetten	KALEX	1'48.034	3 9	0.951 0.105	279.8
12	7	Lorenzo BALDASSARRI	ITA	Forward Team	KALEX	1'48.067	4 7	0.984 0.033	269.7
13	60	Julian SIMON	SPA	QMMF Racing Team	SPEED UP	1'48.117	4 9	1.034 0.050	281.7
14	24	Simone CORSI	ITA	Speed Up Racing	SPEED UP	1'48.122	6 7	1.039 0.005	276.0
15	44	Miguel OLIVEIRA	POR	Leopard Racing	KALEX	1'48.173	6 9	1.090 0.051	269.4
16	10	Luca MARINI	ITA	Forward Team	KALEX	1'48.268	7 9	1.185 0.095	273.3
17	55	Hafizh SYAHRIN	MAL	Petronas Raceline Malaysia	KALEX	1'48.356	3 8	1.273 0.088	273.7
18	39	Luis SALOM	SPA	SAG Team	KALEX	1'48.608	3 5	1.525 0.252	273.8
19	52	Danny KENT	GBR	Leopard Racing	KALEX	1'48.625	5 8	1.542 0.017	273.6
20	19	Xavier SIMEON	BEL	QMMF Racing Team	SPEED UP	1'48.651	2 7	1.568 0.026	270.3
21	97	Xavi VIERGE	SPA	Tech 3 Racing	TECH 3	1'48.698	6 9	1.615 0.047	279.2
22	70	Robin MULHAUSER	SWI	CarXpert Interwetten	KALEX	1'48.720	8 9	1.637 0.022	277.5
23	49	Axel PONS	SPA	AGR Team	KALEX	1'48.740	5 8	1.657 0.020	280.8
24	14	Ratthapark WILAIROT	THA	IDEMITSU Honda Team Asia	KALEX	1'48.784	5 8	1.701 0.044	275.6
25	32	Isaac VIÑALES	SPA	Tech 3 Racing	TECH 3	1'48.942	2 3	1.859 0.158	274.0
26	57	Edgar PONS	SPA	Paginas Amarillas HP 40	KALEX	1'49.049	3 6	1.966 0.107	278.7
27	77	Dominique AEGERTER	SWI	CarXpert Interwetten	KALEX	1'49.072	3 8	1.989 0.023	279.4
28	2	Jesko RAFFIN	SWI	Sports-Millions-EMWE-SAG	KALEX	1'49.120	6 11	2.037 0.048	277.7
29	93	Ramdan ROSLI	MAL	Petronas AHM Malaysia	KALEX	1'49.208	3 4	2.125 0.088	280.5
30	87	Remy GARDNER	AUS	Tasca Racing Scuderia Moto2	KALEX	1'49.914	2 6	2.831 0.706	272.5

Practice condition: Dry

Air: 28°

Humidity: 48%

Ground: 50°

Fastest Lap:	Lap: 6	Franco MORBIDELLI	1'47.083	158.9 Km/h
Circuit Record Lap:	2015	Alex RINS	1'46.474	159.8 Km/h
Circuit Best Lap:	2015	Johann ZARCO	1'45.895	160.6 Km/h

The results are provisional until the end of the limit for protest and appeals.

Time limit for protest expires 30' after publication of the results - Mr. Time:

These data/results cannot be reproduced, stored and/or transmitted in whole or in part by any manner of electronic, mechanical, photocopying, recording, broadcasting or otherwise now known or herein after developed without the previous express consent by the copyright owner, except for reproduction in daily press and regular printed publications on sale to the public within 60 days of the event related to those data/results and always provided that copyright symbol appears together as follows below.

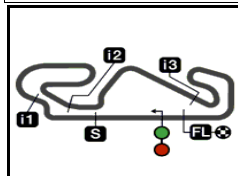
© DORNA, 2016

Official MotoGP Timing by TISSOT
www.motogp.com

Barcelona, Friday, June 03, 2016

moto2™






4727 m.

GRAN PREMI MONSTER ENERGY DE CATALUNYA

Free Practice Nr. 2

Combined Free Practice Times

7

	Rider	Nation	Team	MOTORCYCLE	FP1	FP2	Gap
1	30 T.NAKAGAMI	JPN	IDEMITSU Honda Team Asia	KALEX	1'46.537	17 1'47.521	3
2	5 J.ZARCO	FRA	Ajo Motorsport	KALEX	1'46.660	5 1'47.929	4 0.123 0.123
3	94 J.FOLGER	GER	Dynavolt Intact GP	KALEX	1'46.766	4 1'47.317	3 0.229 0.106
4	40 A.RINS	SPA	Paginas Amarillas HP 40	KALEX	1'46.904	15 1'47.485	4 0.367 0.138
5	22 S.LOWES	GBR	Federal Oil Gresini Moto2	KALEX	1'46.982	16 1'47.526	5 0.445 0.078
6	7 L.BALDASSARRI	ITA	Forward Team	KALEX	1'46.989	12 1'48.067	4 0.452 0.007
7	21 F.MORBIDELLI	ITA	Estrella Galicia 0,0 Marc VDS	KALEX	1'47.275	5 1'47.083	6 0.546 0.094
8	12 T.LUTHI	SWI	Garage Plus Interwetten	KALEX	1'47.114	3 1'48.034	3 0.577 0.031
9	39 L.SALOM	SPA	SAG Team	KALEX	1'47.206	17 1'48.608	3 0.669 0.092
10	44 M.OLIVEIRA	POR	Leopard Racing	KALEX	1'47.209	5 1'48.173	6 0.672 0.003
11	11 S.CORTESE	GER	Dynavolt Intact GP	KALEX	1'47.692	5 1'47.277	2 0.740 0.068
12	24 S.CORSI	ITA	Speed Up Racing	SPEED UP	1'47.311	18 1'48.122	6 0.774 0.034
13	55 H.SYHRIN	MAL	Petronas Raceline Malaysia	KALEX	1'47.331	4 1'48.356	3 0.794 0.020
14	73 A.MARQUEZ	SPA	Estrella Galicia 0,0 Marc VDS	KALEX	1'47.563	5 1'47.596	4 1.026 0.232
15	49 A.PONS	SPA	AGR Team	KALEX	1'47.588	15 1'48.740	5 1.051 0.025
16	54 M.PASINI	ITA	Italtrans Racing Team	KALEX	1'47.804	4 1'47.629	3 1.092 0.041
17	60 J.SIMON	SPA	QMMF Racing Team	SPEED UP	1'47.723	11 1'48.117	4 1.186 0.094
18	77 D.AEGERTER	SWI	CarXpert Interwetten	KALEX	1'47.767	13 1'49.072	3 1.230 0.044
19	23 M.SCHROTTER	GER	AGR Team	KALEX	1'48.116	7 1'47.809	3 1.272 0.042
20	10 L.MARINI	ITA	Forward Team	KALEX	1'47.839	21 1'48.268	7 1.302 0.030
21	32 I.VIÑALES	SPA	Tech 3 Racing	TECH 3	1'47.956	4 1'48.942	2 1.419 0.117
22	19 X.SIMEON	BEL	QMMF Racing Team	SPEED UP	1'48.081	7 1'48.651	2 1.544 0.125
23	52 D.KENT	GBR	Leopard Racing	KALEX	1'48.108	14 1'48.625	5 1.571 0.027
24	14 R.WILAIROT	THA	IDEMITSU Honda Team Asia	KALEX	1'48.183	20 1'48.784	5 1.646 0.075
25	2 J.RAFFIN	SWI	Sports-Millions-EMWE-SAG	KALEX	1'48.329	19 1'49.120	6 1.792 0.146
26	97 X.VIERGE	SPA	Tech 3 Racing	TECH 3	1'48.373	17 1'48.698	6 1.836 0.044
27	57 E.PONS	SPA	Paginas Amarillas HP 40	KALEX	1'48.672	18 1'49.049	3 2.135 0.299
28	70 R.MULHAUSER	SWI	CarXpert Interwetten	KALEX	1'48.813	13 1'48.720	8 2.183 0.048
29	93 R.ROSLI	MAL	Petronas AHM Malaysia	KALEX	1'49.374	16 1'49.208	3 2.671 0.488
30	87 R.GARDNER	AUS	Tasca Racing Scuderia Moto2	KALEX	1'49.212	8 1'49.914	2 2.675 0.004

Pole Position Record:	2015	Johann ZARCO	1'45.895	160.6 Km/h
Circuit Record Lap:	2015	Alex RINS	1'46.474	159.8 Km/h
Circuit Best Lap:	2015	Johann ZARCO	1'45.895	160.6 Km/h

The results are provisional until the end of the limit for protest and appeals.

Time limit for protest expires 60' after publication of the results - Mr. Time:

These data/results cannot be reproduced, stored and/or transmitted in whole or in part by any manner of electronic, mechanical, photocopying, recording, broadcasting or otherwise now known or herein after developed without the previous express consent by the copyright owner, except for reproduction in daily press and regular printed publications on sale to the public within 60 days of the event related to those data/results and always provided that copyright symbol appears together as follows below.

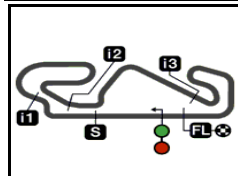
© DORNA, 2016

Official MotoGP Timing by TISSOT

www.motogp.com

Barcelona, Friday, June 03, 2016





4727 m.

GRAN PREMI MONSTER ENERGY DE CATALUNYA

Free Practice Nr. 2

Top Speed & Average

8



Rider	Nation	Motorcycle	Top 5 speeds					Average	Top
23 Marcel SCHROTTER	GER	KALEX	282.7	280.5	280.3	176.9		255.1	282.7
60 Julian SIMON	SPA	SPEED UP	281.7	278.4	275.5	271.2	268.6	275.1	281.7
21 Franco MORBIDELLI	ITA	KALEX	281.6	278.7	277.4	273.0	272.5	276.6	281.6
49 Axel PONS	SPA	KALEX	280.8	277.9	275.7	275.6	273.0	276.6	280.8
93 Ramdan ROSLI	MAL	KALEX	280.5	276.3	274.8	150.3		245.5	280.5
11 Sandro CORTESE	GER	KALEX	279.9	278.0	277.5	137.1	73.1	209.1	279.9
12 Thomas LUTHI	SWI	KALEX	279.8	279.5	278.7	278.2	276.4	278.5	279.8
73 Alex MARQUEZ	SPA	KALEX	279.4	276.0	275.5	275.2	274.5	276.1	279.4
77 Dominique AEGERTER	SWI	KALEX	279.4	276.8	273.9	273.4	273.0	275.3	279.4
97 Xavi VIERGE	SPA	TECH 3	279.2	273.7	273.1	272.6	271.9	274.1	279.2
57 Edgar PONS	SPA	KALEX	278.7	276.4	273.7	272.6	125.2	245.3	278.7
5 Johann ZARCO	FRA	KALEX	277.8	274.1	274.1	273.6	272.1	274.3	277.8
94 Jonas FOLGER	GER	KALEX	277.8	277.0	275.7	274.1	273.6	275.6	277.8
2 Jesko RAFFIN	SWI	KALEX	277.7	277.7	275.5	274.7	273.0	275.7	277.7
70 Robin MULHAUSER	SWI	KALEX	277.5	275.8	275.7	274.8	273.9	275.5	277.5
54 Mattia PASINI	ITA	KALEX	276.1	273.6	273.2	271.7	271.4	273.2	276.1
24 Simone CORSI	ITA	SPEED UP	276.0	274.5	274.5	272.8	270.5	273.7	276.0
14 Rattapark WILAIROT	THA	KALEX	275.6	275.5	274.1	273.7	271.0	274.0	275.6
40 Alex RINS	SPA	KALEX	274.5	272.1	271.7	271.6	270.6	272.1	274.5
32 Isaac VIÑALES	SPA	TECH 3	274.0	266.7	152.9			231.2	274.0
39 Luis SALOM	SPA	KALEX	273.8	273.4	273.0	270.6	198.3	257.8	273.8
55 Hafizh SYAHRIN	MAL	KALEX	273.7	273.4	271.4	271.0	270.0	271.9	273.7
52 Danny KENT	GBR	KALEX	273.6	273.6	272.2	271.3	270.4	271.9	273.6
10 Luca MARINI	ITA	KALEX	273.3	272.9	272.5	271.4	271.2	272.3	273.3
22 Sam LOWES	GBR	KALEX	273.0	272.4	272.2	272.2	271.9	272.3	273.0
87 Remy GARDNER	AUS	KALEX	272.5	272.2	271.6	267.5	179.5	252.7	272.5
30 Takaaki NAKAGAMI	JPN	KALEX	272.1	270.9	270.8	270.8	270.6	271.0	272.1
19 Xavier SIMEON	BEL	SPEED UP	270.3	270.2	268.4	267.6	266.8	268.7	270.3
7 Lorenzo BALDASSARRI	ITA	KALEX	269.7	268.7	268.7	268.5	268.1	268.7	269.7
44 Miguel OLIVEIRA	POR	KALEX	269.4	268.9	268.4	268.2	267.7	268.4	269.4

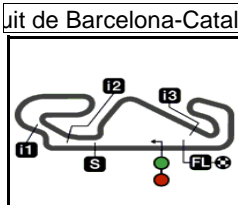
These data/results cannot be reproduced, stored and/or transmitted in whole or in part by any manner of electronic, mechanical, photocopying, recording, broadcasting or otherwise now known or herein after developed without the previous express consent by the copyright owner, except for reproduction in daily press and regular printed publications on sale to the public within 60 days of the event related to those data/results and always provided that copyright symbol appears together as follows below.

© DORNA, 2016

Official MotoGP Timing by TISSOT
www.motogp.com

Barcelona, Friday, June 03, 2016





4727 m.

GRAN PREMI MONSTER ENERGY DE CATALUNYA

Free Practice Nr. 2

Chronological Analysis of Performances

9

* Lap / Sector time cancelled

T1 Time from finish line to 1st intermediate

T3 Time from 2nd intermed. to 3rd intermed.

P Crossing the finish line in pit lane

T2 Time from 1st intermed. to 2nd intermed.

T4 Time from 3rd intermediate to finish line

Lap	Lap Time	T1	T2	T3	T4	Speed	Lap	Lap Time	T1	T2	T3	T4	Speed		
1st	21	Franco MORBIDEL Estrella Galicia 0,0 M ITA						4	1'47.604	19.063	32.948	21.955	33.638	270.9	
		Runs=1 Total laps=11 Full laps=9						5	1'48.126	19.166	33.109	22.086	33.765	270.6	
1	2'27.699	57.371	34.090	22.161	34.077	185.7	6	2'01.721 P	19.877	34.985	22.803	44.056	270.8		
2	1'48.040	19.126	33.106	22.195	33.613	281.6	7	6'16.235	4'41.136	37.403	23.069	34.627	127.0		
3	1'47.422	18.999	32.752	21.783	33.888	278.7	8	1'48.931	19.365	33.305	22.246	34.015	269.4		
4	1'47.439	18.925	32.773	22.014	33.727	277.4	9	2'13.031 P	21.566	40.740	24.720	46.005	270.0		
5	1'48.257	19.504	33.395	21.874	33.484	271.0	6th	22	Sam LOWES Federal Oil Gresini M GBR						
6	1'47.083	19.001	32.821	21.790	33.471	271.2			Runs=1 Total laps=9 Full laps=7						
7	1'47.303	18.984	32.858	21.811	33.650	273.0	1	3'00.546	1'27.600	35.514	22.892	34.540	146.5		
8	1'47.520	19.007	33.012	21.857	33.644	271.5	2	1'48.491	19.243	33.195	22.267	33.786	272.2		
9	1'47.465	19.018	32.971	21.901	33.575	272.0	3	1'47.546	19.017	32.925	22.077	33.527	272.2		
10	1'47.610	19.023	33.033	21.942	33.612	272.5	4	1'47.955	19.151	32.913	22.028	33.863	271.9		
11	2'06.540 P	20.987	37.121	22.621	45.811	269.0	5	1'47.526	19.124	32.872	21.966	33.564	270.6		
2nd	11	Sandro CORTESE Dynavolt Intact GP GER						6	2'01.477	20.938	41.372	24.912	34.255	271.3	
		Runs=2 Total laps=5 Full laps=2						7	1'48.497	19.097	33.436	22.154	33.810	273.0	
1	2'31.416	54.504	37.698	22.544	36.670	73.1	8	1'47.577	19.080	32.977	21.926	33.594	271.4		
2	1'47.277	19.217	32.870	21.840	33.350	278.0	9	5'17.164 P	19.106	3'25.062	35.203	57.793	272.4		
3	1'48.635	19.139	33.259	22.376	33.861	277.5	7th	73	Alex MARQUEZ Estrella Galicia 0,0 M SPA						
4	2'26.213 P	18.925	32.787	22.065	1'12.436	279.9			Runs=2 Total laps=9 Full laps=5						
5	12'48.133 P	0'39.674	38.301	27.753	1'02.405	137.1	1	3'01.126	1'18.896	34.824	23.394	44.012	174.0		
3rd	94	Jonas FOLGER Dynavolt Intact GP GER						2	1'48.846	19.345	33.390	22.157	33.954	275.5	
		Runs=1 Total laps=6 Full laps=4						3	1'47.980	19.093	33.206	21.979	33.702	275.2	
1	3'05.420	1'32.758	35.201	22.997	34.464	156.8	4	1'47.596	19.021	33.067	21.800	33.708	274.5		
2	1'47.890	19.193	33.031	22.077	33.589	274.1	5	1'47.927	19.125	33.052	21.871	33.879	276.0		
3	1'47.317	18.971	32.943	21.799	33.604	277.8	6	1'47.668	19.041	33.064	21.886	33.677	279.4		
4	1'48.097	19.088	33.066	22.252	33.691	277.0	7	1'58.631 P	19.045	33.695	22.395	43.496	273.0		
5	1'47.463	18.996	32.976	21.847	33.644	275.7	8	6'01.151	4'28.598	34.635	22.997	34.921	178.9		
6	2'03.060 P	21.397	35.531	23.045	43.087	273.6	9	2'12.686 P	19.274	35.505	25.401	52.506	271.9		
4th	40	Alex RINS Paginas Amarillas HP SPA						8th	54	Mattia PASINI Italtrans Racing Team ITA					
		Runs=1 Total laps=7 Full laps=5								Runs=1 Total laps=7 Full laps=5					
1	1'55.069	22.836	34.313	22.425	35.495	178.0	1	2'53.854	1'06.733	35.523	32.618	38.980	150.6		
2	1'48.416	19.029	33.040	22.137	34.210	274.5	2	1'48.338	19.295	33.329	22.135	33.579	273.2		
3	1'47.577	19.083	32.964	21.897	33.633	272.1	3	1'47.629	19.048	32.886	22.216	33.479	276.1		
4	1'47.485	19.052	32.915	21.833	33.685	271.7	4	1'55.326	22.740	34.931	23.133	34.522	273.6		
5	1'47.815	19.138	33.005	21.853	33.819	271.6	5	1'48.088	19.224	33.073	22.042	33.749	270.4		
6	1'47.912	19.148	33.001	21.974	33.789	269.3	6	1'48.822	19.249	33.643	22.023	33.907	271.4		
7	2'00.550 P	19.403	33.946	22.619	44.582	270.6	7	2'04.533 P	19.351	34.720	22.833	47.629	271.7		
5th	30	Takaaki NAKAGAMI IDEMITSU Honda Te JPN						9th	23	Marcel SCHROTTE AGR Team GER					
		Runs=2 Total laps=9 Full laps=5								Runs=1 Total laps=4 Full laps=2					
1	2'53.420	1'19.738	35.672	23.164	34.846	128.4	1	2'31.833	59.448	35.239	22.554	34.592	176.9		
2	1'48.556	19.435	33.431	22.053	33.637	270.8	2	1'48.031	19.095	33.025	21.998	33.913	280.3		
3	1'47.521	19.035	32.945	21.983	33.558	272.1	3	1'47.809	18.942	33.065	21.980	33.822	280.5		
							4	1'59.796 P	19.056	33.161	22.017	45.562	282.7		

Fastest Lap: Franco MORBIDELLI Estrella Galicia 0,0 M ITA **1'47.083** 19.001 32.821 21.790 33.471

These data/results cannot be reproduced, stored and/or transmitted in whole or in part by any manner of electronic, mechanical, photocopying, recording, broadcasting or otherwise now known or herein after developed without the previous express consent by the copyright owner, except for reproduction in daily press and regular printed publications on sale to the public within 60 days of the event related to those data/results and always provided that copyright symbol appears together as follows below.
© DORNA, 2016

Free Practice Nr. 2

Moto2

Lap	Lap Time	T1	T2	T3	T4	Speed	Lap	Lap Time	T1	T2	T3	T4	Speed		
10th	5	Johann ZARCO Ajo Motorsport FRA						15th	44	Miguel OLIVEIRA Leopard Racing POR					
		Runs=1	Total laps=9	Full laps=7					Runs=2	Total laps=9	Full laps=5				
1	2'25.765	53.159	35.225	22.844	34.537	185.1	1	2'13.740	41.119	35.416	22.729	34.476	155.1		
2	1'48.832	19.290	33.436	22.288	33.818	277.8	2	1'48.820	19.324	33.276	22.197	34.023	268.4		
3	1'48.042	19.097	33.122	22.092	33.731	274.1	3	1'48.191	19.244	33.125	22.071	33.751	269.4		
4	1'47.929	19.026	33.032	22.061	33.810	274.1	4	1'48.244	19.228	33.168	22.010	33.838	268.2		
5	1'48.804	19.389	33.782	22.038	33.595	273.6	5	1'48.299	19.192	33.192	22.052	33.863	268.9		
6	1'48.083	19.058	33.164	22.078	33.783	272.1	6	1'48.173	19.182	33.119	22.001	33.871	266.8		
7	1'48.071	19.002	33.128	22.147	33.794	271.7	7	2'01.423 P	19.632	34.570	22.497	44.724	267.7		
8	1'47.988	19.041	33.009	21.998	33.940	270.8	8	5'29.882	3'57.800	34.904	22.602	34.576	183.6		
9	1'59.112 P	19.343	33.577	22.432	43.760	269.9	9	2'01.388 P	19.263	33.346	22.338	46.441	267.7		
11th	12	Thomas LUTHI Garage Plus Interwett SWI						16th	10	Luca MARINI Forward Team ITA					
		Runs=2	Total laps=9	Full laps=5					Runs=1	Total laps=9	Full laps=7				
1	2'30.591	58.673	35.270	22.516	34.132	185.6	1	2'55.677	1'04.819	36.524	31.164	43.170	176.8		
2	1'48.058	19.122	33.051	22.073	33.812	278.7	2	1'55.039	19.938	35.294	24.735	35.072	271.0		
3	1'48.034	19.052	33.149	22.160	33.673	278.2	3	1'49.445	19.259	33.483	22.309	34.394	272.9		
4	1'49.313	18.968	33.499	22.263	34.583	279.5	4	1'48.979	19.204	33.306	22.381	34.088	270.8		
5	1'59.083 P	19.000	33.918	22.418	43.747	279.8	5	1'48.688	19.083	33.433	22.224	33.948	273.3		
6	6'36.346	5'05.461	34.051	22.594	34.240	182.9	6	1'48.756	19.168	33.386	22.305	33.897	272.5		
7	1'48.390	19.110	33.145	22.262	33.873	275.3	7	1'48.268	19.122	33.187	22.223	33.736	271.4		
8	1'48.051	19.002	33.107	22.033	33.909	276.1	8	1'48.674	19.239	33.209	22.297	33.929	270.0		
9	2'08.287 P	19.485	35.240	23.678	49.884	276.4	9	2'09.982 P	19.223	33.232	22.132	55.395	271.2		
12th	7	Lorenzo BALDASS Forward Team ITA						17th	55	Hafizh SYAHRIN Petronas Raceline Ma MAL					
		Runs=2	Total laps=7	Full laps=6					Runs=1	Total laps=8	Full laps=6				
1	3'08.857	1'35.388	35.805	22.960	34.704	129.4	1	2'21.359	39.658	42.837	24.153	34.711	183.7		
2	1'49.097	19.404	33.393	22.365	33.935	268.5	2	1'48.717	19.282	33.473	22.134	33.828	273.4		
3	1'48.524	19.214	33.271	22.209	33.830	269.7	3	1'48.356	19.240	33.350	22.002	33.764	269.5		
4	1'48.067	19.171	33.153	21.982	33.761	268.7	4	1'50.943	19.321	33.203	23.847	34.572	267.9		
5	1'48.100	19.139	33.060	22.158	33.743	268.0	5	1'57.051	19.192	41.162	22.671	34.026	273.7		
6	1'48.308	19.183	33.182	22.248	33.695	268.7	6	1'48.493	19.274	33.254	22.036	33.929	271.4		
7	2'01.730 P	19.587	34.302	22.753	45.088	268.1	7	1'48.650	19.214	33.222	22.047	34.167	270.0		
							8	2'03.794 P	19.209	33.306	24.226	47.053	271.0		
13th	60	Julian SIMON QMMF Racing Team SPA						18th	39	Luis SALOM SAG Team SPA					
		Runs=2	Total laps=9	Full laps=5					Runs=2	Total laps=6	Full laps=4				
1	2'25.552	51.816	34.403	23.415	35.918	143.3	1	2'07.316	34.572	35.155	22.763	34.826	198.3		
2	1'49.238	19.619	33.606	22.210	33.803	271.2	2	1'49.506	19.538	33.587	22.345	34.036	273.4		
3	1'48.383	19.047	33.150	22.090	34.096	278.4	3	1'48.608	19.236	33.222	22.217	33.933	273.8		
4	1'48.117	19.145	33.185	21.995	33.792	275.5	4	1'48.904	19.038	33.474	22.057	34.335	273.0		
5	2'01.431 P	19.440	33.787	22.314	45.890	281.7	5	2'07.185 P	21.580	36.292	23.253	46.060	270.6		
6	6'13.103	4'42.106	34.174	22.592	34.231	163.2		unfinished	7'29.278	34.420	22.402		196.1		
7	1'49.355	19.217	33.587	22.289	34.262	268.5									
8	1'48.861	19.170	33.435	22.146	34.110	268.6									
9	2'11.498 P	19.102	33.845	27.115	51.436	268.3									
14th	24	Simone CORSI Speed Up Racing ITA						19th	52	Danny KENT Leopard Racing GBR					
		Runs=1	Total laps=7	Full laps=5					Runs=2	Total laps=8	Full laps=4				
1	2'20.339	48.541	34.206	22.599	34.993	193.6	1	2'20.749	42.224	35.634	23.587	39.304	149.1		
2	1'51.859	19.470	36.159	22.210	34.020	270.5	2	1'50.536	19.449	34.301	22.392	34.394	272.2		
3	1'48.290	18.973	33.240	22.316	33.761	274.5	3	1'48.784	19.421	33.246	22.067	34.050	271.3		
4	1'48.318	18.980	33.138	22.078	34.122	274.5	4	1'54.194	20.991	36.217	22.262	34.724	270.4		
5	1'51.044	20.819	34.417	22.107	33.701	269.9	5	1'48.625	19.256	33.290	22.153	33.926	273.6		
6	1'48.122	19.051	33.209	21.975	33.887	272.8	6	2'09.342 P	19.244	39.974	23.738	46.386	273.6		
7	2'03.879 P	19.648	35.649	22.738	45.844	276.0	7	7'40.716	6'07.077	35.442	22.676	35.521	112.0		
							8	2'14.676 P	19.352	33.585	29.748	51.991	270.4		

Fastest Lap: Franco MORBIDELLI Estrella Galicia 0,0 M ITA **1'47.083** 19.001 32.821 21.790 33.471

These data/results cannot be reproduced, stored and/or transmitted in whole or in part by any manner of electronic, mechanical, photocopying, recording, broadcasting or otherwise now known or herein after developed without the previous express consent by the copyright owner, except for reproduction in daily press and regular printed publications on sale to the public within 60 days of the event related to those data/results and always provided that copyright symbol appears together as follows below.
© DORNA, 2016

Official MotoGP Timing by TISSOT
www.motogp.com

Barcelona, Friday, June 03, 2016

Page 2 of 3

moto2



Free Practice Nr. 2

Moto2

Lap	Lap Time	T1	T2	T3	T4	Speed	Lap	Lap Time	T1	T2	T3	T4	Speed	
20th	19	Xavier SIMEON QMMF Racing Team BEL						25th	32	Isaac VIÑALES Tech 3 Racing SPA				
		Runs=2	Total laps=7	Full laps=3					Runs=1	Total laps=3	Full laps=1			
1	2'09.592	38.264	34.295	22.692	34.341	176.4	1	2'14.383	41.487	35.623	22.804	34.469	152.9	
2	1'48.651	19.054	33.374	22.223	34.000	270.2	2	1'48.942	19.269	33.361	22.330	33.982	274.0	
3	2'00.274 P	18.976	33.776	22.812	44.710	270.3	3	3'01.449 P	19.318	33.145	22.132	1'46.854	266.7	
4	6'39.520	5'07.961	34.676	22.540	34.343	169.7	26th 57 Edgar PONS Paginas Amarillas HP SPA							
5	1'48.673	19.255	33.315	22.193	33.910	266.8			Runs=2	Total laps=6	Full laps=2			
6	1'48.651	19.080	33.417	22.229	33.925	267.6	1	2'27.293	53.513	35.216	23.206	35.358	74.3	
7	2'03.196 P	19.574	35.037	22.833	45.752	268.4	2	1'50.874	19.374	34.154	22.699	34.647	278.7	
21st 97 Xavi VIERGE Tech 3 Racing SPA							3	1'49.049	19.112	33.472	22.233	34.232	276.4	
		Runs=2	Total laps=9	Full laps=5			4	2'04.210 P	21.096	35.220	23.036	44.858	272.6	
1	2'22.430	45.622	35.992	23.451	37.365	178.4	5	11'11.285	9'40.785	33.927	22.375	34.198	125.2	
2	1'50.621	19.518	33.491	23.080	34.532	273.7	6	2'04.712 P	19.282	32.995	24.252	48.183	273.7	
3	1'48.852	19.355	33.277	22.202	34.018	272.6	27th 77 Dominique AEGER CarXpert Interwetten SWI							
4	1'49.216	19.283	33.326	22.219	34.388	273.1			Runs=2	Total laps=8	Full laps=4			
5	1'49.442	19.441	33.773	22.257	33.971	279.2	1	1'53.647	21.451	34.583	22.745	34.868	186.3	
6	1'48.698	19.189	33.289	22.159	34.061	270.6	2	1'50.063	19.399	33.741	22.372	34.551	271.2	
7	2'04.949 P	19.305	36.631	23.026	45.987	271.9	3	1'49.072	19.182	33.267	22.263	34.360	279.4	
8	6'25.445	4'53.137	34.401	23.229	34.678	133.5	4	1'59.412 P	19.189	33.381	22.319	44.523	273.4	
9	2'12.398 P	19.513	35.833	25.640	51.412	267.0	5	8'08.964	6'37.281	34.490	22.580	34.613	169.7	
22nd 70 Robin MULHAUSER CarXpert Interwetten SWI							6	1'49.095	19.052	33.320	22.296	34.427	276.8	
		Runs=2	Total laps=9	Full laps=5			7	1'49.302	19.183	33.434	22.243	34.442	273.9	
1	1'53.752	21.656	34.584	22.851	34.661	190.7	8	2'01.271 P	19.378	33.732	22.871	45.290	273.0	
2	1'50.161	19.453	33.707	22.383	34.618	263.6	28th 2 Jesko RAFFIN Sports-Millions-EMW SWI							
3	1'49.520	19.260	33.692	22.374	34.194	277.5			Runs=1	Total laps=11	Full laps=9			
4	1'49.124	19.170	33.440	22.196	34.318	275.7	1	2'21.803	43.008	35.830	23.613	39.352	181.8	
5	2'03.568 P	21.049	35.851	23.036	43.632	273.9	2	1'49.826	19.404	33.688	22.350	34.384	275.5	
6	6'14.505	4'29.383	37.162	25.985	41.975	137.2	3	1'49.554	19.275	33.719	22.439	34.121	277.7	
7	1'50.274	20.047	33.534	22.404	34.289	252.4	4	1'49.825	19.468	33.390	22.365	34.602	274.7	
8	1'48.720	19.276	33.357	22.178	33.909	274.8	5	1'51.347	19.748	34.084	22.345	35.170	277.7	
9	2'34.817 P	19.006	1'00.377	26.395	49.039	275.8	6	1'49.120	19.362	33.238	22.235	34.285	273.0	
23rd 49 Axel PONS AGR Team SPA							7	1'49.602	19.334	33.539	22.307	34.422	272.2	
		Runs=2	Total laps=8	Full laps=4			8	1'49.890	19.481	33.495	22.374	34.540	270.4	
1	2'26.483	54.493	34.712	22.732	34.546	194.6	9	1'49.446	19.362	33.428	22.343	34.313	268.8	
2	1'48.913	19.281	33.535	22.211	33.886	280.8	10	1'49.956	19.385	33.505	22.391	34.675	269.2	
3	1'48.891	19.084	33.619	22.063	34.125	277.9	11	2'05.172 P	19.381	33.533	22.697	49.561	270.0	
4	1'48.901	19.091	33.492	22.072	34.246	275.7	29th 93 Ramdan ROSLI Petronas AHM Malays MAL							
5	1'48.740	19.116	33.406	22.070	34.148	275.6			Runs=1	Total laps=4	Full laps=2			
6	2'05.565 P	19.974	38.312	22.711	44.568	273.0	1	2'26.411	52.669	35.452	23.279	35.011	150.3	
7	7'44.589	6'12.093	34.733	22.655	35.108	165.2	2	1'50.434	19.572	33.688	22.465	34.709	280.5	
8	2'09.908 P	19.387	33.603	26.868	50.050	270.2	3	1'49.208	19.340	33.294	22.273	34.301	276.3	
24th 14 Ratthapark WILAIR IDEMITSU Honda Te THA							4	2'03.618 P	19.356	33.407	22.690	48.165	274.8	
		Runs=2	Total laps=8	Full laps=4			30th 87 Remy GARDNER Tasca Racing Scuderi AUS							
1	2'25.716	42.903	37.290	25.372	40.151	148.1			Runs=2	Total laps=6	Full laps=3			
2	1'50.446	19.784	33.671	22.566	34.425	271.0	1	2'14.288	39.644	37.021	22.898	34.725	179.5	
3	1'48.973	19.485	33.339	22.239	33.910	273.7	2	1'49.914	19.695	33.500	22.348	34.371	271.6	
4	1'49.421	19.413	33.398	22.148	34.462	274.1	3	1'50.185	19.314	33.924	22.337	34.610	272.5	
5	1'48.784	19.267	33.326	22.339	33.852	275.5	4	1'50.650	19.642	33.933	22.439	34.636	267.5	
6	2'14.476 P	19.329	38.032	26.786	50.329	275.6	5	2'00.693 P	19.357	33.808	22.386	45.142	272.2	
7	6'45.424	5'04.235	36.528	25.123	39.538	180.0	6	11'23.951 P	9'27.112	36.569	23.644	56.626		
8	2'07.676 P	19.858	34.189	23.115	50.514	267.9								

Fastest Lap: Franco MORBIDELLI Estrella Galicia 0,0 M ITA **1'47.083** 19.001 32.821 21.790 33.471

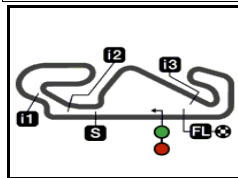
These data/results cannot be reproduced, stored and/or transmitted in whole or in part by any manner of electronic, mechanical, photocopying, recording, broadcasting or otherwise now known or herein after developed without the previous express consent by the copyright owner, except for reproduction in daily press and regular printed publications on sale to the public within 60 days of the event related to those data/results and always provided that copyright symbol appears together as follows below.
© DORNA, 2016

Official MotoGP Timing by TISSOT
www.motogp.com

Barcelona, Friday, June 03, 2016

Page 3 of 3





4727 m.

GRAN PREMI MONSTER ENERGY DE CATALUNYA

Free Practice Nr. 2

Best Partial Times

Moto2

IT Ideal Lap Time, sum of the best partial times

BT Best Lap Time

T1		T2		T3		T4				IT	BT	
Pos	Rider	Time	Rider	Time	Rider	Time	Rider	Time	Pos	Rider	IT	BT
1	S.CORTESE	18.925	F.MORBIDELLI	32.752	F.MORBIDELLI	21.783	S.CORTESE	33.350	1	S.CORTESE	1'46.902	1'47.277 (2)
2	F.MORBIDELLI	18.925	S.CORTESE	32.787	J.FOLGER	21.799	F.MORBIDELLI	33.471	2	F.MORBIDELLI	1'46.931	1'47.083 (1)
3	M.SCHROTTER	18.942	S.LOWES	32.872	A.MARQUEZ	21.800	M.PASINI	33.479	3	J.FOLGER	1'47.302	1'47.317 (3)
4	T.LUTHI	18.968	M.PASINI	32.886	A.RINS	21.833	S.LOWES	33.527	4	S.LOWES	1'47.342	1'47.526 (6)
5	J.FOLGER	18.971	A.RINS	32.915	S.CORTESE	21.840	T.NAKAGAMI	33.558	5	A.RINS	1'47.410	1'47.485 (4)
6	S.CORSI	18.973	J.FOLGER	32.943	S.LOWES	21.926	J.FOLGER	33.589	6	M.PASINI	1'47.436	1'47.629 (8)
7	X.SIMEON	18.976	T.NAKAGAMI	32.945	T.NAKAGAMI	21.955	J.ZARCO	33.595	7	T.NAKAGAMI	1'47.493	1'47.521 (5)
8	J.ZARCO	19.002	E.PONS	32.995	S.CORSI	21.975	A.RINS	33.633	8	A.MARQUEZ	1'47.550	1'47.596 (7)
9	R.MULHAUSER	19.006	J.ZARCO	33.009	M.SCHROTTER	21.980	T.LUTHI	33.673	9	J.ZARCO	1'47.604	1'47.929 (10)
10	S.LOWES	19.017	M.SCHROTTER	33.025	L.BALDASSARRI	21.982	A.MARQUEZ	33.677	10	T.LUTHI	1'47.725	1'48.034 (11)
11	A.MARQUEZ	19.021	T.LUTHI	33.051	J.SIMON	21.995	L.BALDASSARRI	33.695	11	M.SCHROTTE	1'47.769	1'47.809 (9)
12	A.RINS	19.029	A.MARQUEZ	33.052	J.ZARCO	21.998	S.CORSI	33.701	12	S.CORSI	1'47.787	1'48.122 (14)
13	T.NAKAGAMI	19.035	L.BALDASSARRI	33.060	M.OLIVEIRA	22.001	L.MARINI	33.736	13	L.BALDASSAR	1'47.876	1'48.067 (12)
14	L.SALOM	19.038	M.OLIVEIRA	33.119	H.SYHRIN	22.002	M.OLIVEIRA	33.751	14	J.SIMON	1'47.984	1'48.117 (13)
15	J.SIMON	19.047	S.CORSI	33.138	M.PASINI	22.023	H.SYHRIN	33.764	15	M.OLIVEIRA	1'48.053	1'48.173 (15)
16	M.PASINI	19.048	I.VIÑALES	33.145	T.LUTHI	22.033	J.SIMON	33.792	16	L.MARINI	1'48.138	1'48.268 (16)
17	D.AEGERTER	19.052	J.SIMON	33.150	L.SALOM	22.057	M.SCHROTTER	33.822	17	H.SYHRIN	1'48.161	1'48.356 (17)
18	L.MARINI	19.083	L.MARINI	33.187	A.PONS	22.063	R.WILAIROT	33.852	18	L.SALOM	1'48.250	1'48.608 (18)
19	A.PONS	19.084	H.SYHRIN	33.203	D.KENT	22.067	A.PONS	33.886	19	X.SIMEON	1'48.394	1'48.651 (20)
20	E.PONS	19.112	L.SALOM	33.222	L.MARINI	22.132	R.MULHAUSER	33.909	20	A.PONS	1'48.439	1'48.740 (23)
21	L.BALDASSARRI	19.139	J.RAFFIN	33.238	I.VIÑALES	22.132	X.SIMEON	33.910	21	R.MULHAUSE	1'48.450	1'48.720 (22)
22	M.OLIVEIRA	19.182	D.KENT	33.246	R.WILAIROT	22.148	D.KENT	33.926	22	D.KENT	1'48.483	1'48.625 (19)
23	X.VIERGE	19.189	D.AEGERTER	33.267	X.VIERGE	22.159	L.SALOM	33.933	23	I.VIÑALES	1'48.528	1'48.942 (25)
24	H.SYHRIN	19.192	X.VIERGE	33.277	R.MULHAUSER	22.178	X.VIERGE	33.971	24	E.PONS	1'48.538	1'49.049 (26)

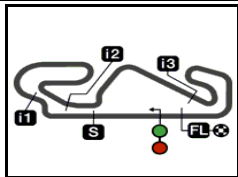
These data/results cannot be reproduced, stored and/or transmitted in whole or in part by any manner of electronic, mechanical, photocopying, recording, broadcasting or otherwise now known or herein after developed without the previous express consent by the copyright owner, except for reproduction in daily press and regular printed publications on sale to the public within 60 days of the event related to those data/results and always provided that copyright symbol appears together as follows below.

© DORNA, 2016

Official MotoGP Timing by TISSOT
www.motogp.com

moto2™





4727 m.

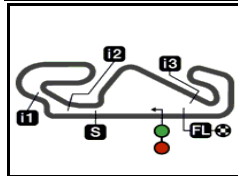
GRAN PREMI MONSTER ENERGY DE CATALUNYA**Free Practice Nr. 2****Best Partial Times***IT* Ideal Lap Time, sum of the best partial times*BT* Best Lap Time

T1			T2			T3			T4				
<i>Pos</i>	<i>Rider</i>	<i>Time</i>	<i>Rider</i>	<i>Time</i>	<i>Rider</i>	<i>Time</i>	<i>Rider</i>	<i>Time</i>	<i>Pos</i>	<i>Rider</i>	<i>IT</i>	<i>BT</i>	
25	D.KENT	19.244	R.ROSLI	33.294	X.SIMEON	22.193	I.VIÑALES	33.982	25	R.WILAIROT	1'48.593	1'48.784	(24)
26	R.WILAIROT	19.267	X.SIMEON	33.315	E.PONS	22.233	J.RAFFIN	34.121	26	X.VIERGE	1'48.596	1'48.698	(21)
27	I.VIÑALES	19.269	R.WILAIROT	33.326	J.RAFFIN	22.235	E.PONS	34.198	27	J.RAFFIN	1'48.869	1'49.120	(28)
28	J.RAFFIN	19.275	R.MULHAUSER	33.357	D.AEGERTER	22.243	R.ROSLI	34.301	28	D.AEGERTER	1'48.922	1'49.072	(27)
29	R.GARDNER	19.314	A.PONS	33.406	R.ROSLI	22.273	D.AEGERTER	34.360	29	R.ROSLI	1'49.208	1'49.208	(29)
30	R.ROSLI	19.340	R.GARDNER	33.500	R.GARDNER	22.337	R.GARDNER	34.371	30	R.GARDNER	1'49.522	1'49.914	(30)

These data/results cannot be reproduced, stored and/or transmitted in whole or in part by any manner of electronic, mechanical, photocopying, recording, broadcasting or otherwise now known or herein after developed without the previous express consent by the copyright owner, except for reproduction in daily press and regular printed publications on sale to the public within 60 days of the event related to those data/results and always provided that copyright symbol appears together as follows below.
© DORNA, 2016

Official MotoGP Timing by **TISSOT**
www.motogp.com






4727 m.

GRAN PREMI MONSTER ENERGY DE CATALUNYA

Free Practice Nr. 2

Fastest Laps Sequence

<i>Practice Time</i>	 <i>Rider</i>	<i>Nation</i>	<i>Motorcycle</i>	<i>Time</i>	<i>Km/h</i>	<i>Rider's Lap</i>
3'43.485	40 Alex RINS	SPA	KALEX	1'48.416	156.9	2
4'15.739	21 Franco MORBIDELLI	ITA	KALEX	1'48.040	157.5	2
4'18.693	11 Sandro CORTESE	GER	KALEX	1'47.277	158.6	2
11'25.940	21 Franco MORBIDELLI	ITA	KALEX	1'47.083	158.9	6

These data/results cannot be reproduced, stored and/or transmitted in whole or in part by any manner of electronic, mechanical, photocopying, recording, broadcasting or otherwise now known or herein after developed without the previous express consent by the copyright owner, except for reproduction in daily press and regular printed publications on sale to the public within 60 days of the event related to those data/results and always provided that copyright symbol appears together as follows below.

© DORNA, 2016

Official MotoGP Timing by TISSOT
www.motogp.com

Barcelona, Friday, June 03, 2016

