


4655 m.

## GRAN PREMI MONSTER ENERGY DE CATALUNYA

## Free Practice Nr. 3

## Classification

10

	Rider	Nation	Team	Motorcycle	Time	Lap Total	Gap	Top Speed
1	9 Jorge NAVARRO	SPA	Estrella Galicia 0,0	HONDA	<b>1'54.641</b>	21 23		<b>231.9</b>
2	23 Niccolò ANTONELLI	ITA	Ongetta-Rivacold	HONDA	<b>1'54.693</b>	17 19	0.052 0.052	<b>236.0</b>
3	44 Aron CANET	SPA	Estrella Galicia 0,0	HONDA	<b>1'54.726</b>	21 24	0.085 0.033	<b>238.2</b>
4	5 Romano FENATI	ITA	SKY Racing Team VR46	KTM	<b>1'54.852</b>	17 18	0.211 0.126	<b>235.0</b>
5	33 Enea BASTIANINI	ITA	Gresini Racing Moto3	HONDA	<b>1'55.000</b>	14 16	0.359 0.148	<b>240.0</b>
6	76 Hiroki ONO	JPN	Honda Team Asia	HONDA	<b>1'55.173</b>	20 21	0.532 0.173	<b>238.2</b>
7	58 Juanfran GUEVARA	SPA	RBA Racing Team	KTM	<b>1'55.261</b>	18 20	0.620 0.088	<b>236.5</b>
8	16 Andrea MIGNO	ITA	SKY Racing Team VR46	KTM	<b>1'55.269</b>	19 20	0.628 0.008	<b>239.2</b>
9	41 Brad BINDER	RSA	Red Bull KTM Ajo	KTM	<b>1'55.383</b>	23 24	0.742 0.114	<b>237.2</b>
10	55 Andrea LOCATELLI	ITA	Leopard Racing	KTM	<b>1'55.426</b>	20 21	0.785 0.043	<b>236.3</b>
11	8 Nicolo BULEGA	ITA	SKY Racing Team VR46	KTM	<b>1'55.460</b>	10 18	0.819 0.034	<b>238.9</b>
12	19 Gabriel RODRIGO	ARG	RBA Racing Team	KTM	<b>1'55.469</b>	17 19	0.828 0.009	<b>238.0</b>
13	21 Francesco BAGNAIA	ITA	ASPAR Mahindra Team Moto3	MAHINDRA	<b>1'55.592</b>	14 17	0.951 0.123	<b>233.0</b>
14	12 Albert ARENAS	SPA	MRW Mahindra Aspar Team	MAHINDRA	<b>1'55.672</b>	18 18	1.031 0.080	<b>233.1</b>
15	4 Fabio DI GIANNANTONIO	ITA	Gresini Racing Moto3	HONDA	<b>1'55.735</b>	17 18	1.094 0.063	<b>231.2</b>
16	89 Khairul Idham PAWI	MAL	Honda Team Asia	HONDA	<b>1'55.748</b>	22 22	1.107 0.013	<b>230.0</b>
17	84 Jakub KORNFEIL	CZE	Drive M7 SIC Racing Team	HONDA	<b>1'55.757</b>	19 21	1.116 0.009	<b>230.8</b>
18	95 Jules DANILO	FRA	Ongetta-Rivacold	HONDA	<b>1'55.794</b>	19 21	1.153 0.037	<b>233.8</b>
19	64 Bo BENDSNEYDER	NED	Red Bull KTM Ajo	KTM	<b>1'55.958</b>	20 20	1.317 0.164	<b>236.0</b>
20	6 Maria HERRERA	SPA	MH6 Team	KTM	<b>1'55.995</b>	19 19	1.354 0.037	<b>237.3</b>
21	7 Adam NORRODIN	MAL	Drive M7 SIC Racing Team	HONDA	<b>1'56.063</b>	19 19	1.422 0.068	<b>231.5</b>
22	88 Jorge MARTIN	SPA	ASPAR Mahindra Team Moto3	MAHINDRA	<b>1'56.073</b>	18 19	1.432 0.010	<b>230.9</b>
23	36 Joan MIR	SPA	Leopard Racing	KTM	<b>1'56.153</b>	16 19	1.512 0.080	<b>236.3</b>
24	98 Karel HANIKA	CZE	Platinum Bay Real Estate	MAHINDRA	<b>1'56.163</b>	14 16	1.522 0.010	<b>231.9</b>
25	20 Fabio QUARTARARO	FRA	Leopard Racing	KTM	<b>1'56.195</b>	18 19	1.554 0.032	<b>234.1</b>
26	17 John MCPHEE	GBR	Peugeot MC Saxoprint	PEUGEOT	<b>1'56.219</b>	20 20	1.578 0.024	<b>233.3</b>
27	24 Tatsuki SUZUKI	JPN	CIP-Unicom Starker	MAHINDRA	<b>1'56.339</b>	17 17	1.698 0.120	<b>233.5</b>
28	65 Philipp OETTL	GER	Schedl GP Racing	KTM	<b>1'56.541</b>	17 17	1.900 0.202	<b>229.3</b>
29	11 Livio LOI	BEL	RW Racing GP BV	HONDA	<b>1'56.606</b>	22 23	1.965 0.065	<b>235.4</b>
30	40 Darryn BINDER	RSA	Platinum Bay Real Estate	MAHINDRA	<b>1'56.850</b>	13 18	2.209 0.244	<b>232.5</b>
31	37 Davide PIZZOLI	ITA	Proccersa - 42 Motorsport	KTM	<b>1'57.174</b>	18 20	2.533 0.324	<b>233.1</b>
32	43 Stefano VALTULINI	ITA	3570 Team Italia	MAHINDRA	<b>1'57.380</b>	21 22	2.739 0.206	<b>230.6</b>
33	77 Lorenzo PETRARCA	ITA	3570 Team Italia	MAHINDRA	<b>1'58.119</b>	21 21	3.478 0.739	<b>228.5</b>
34	3 Fabio SPIRANELLI	ITA	CIP-Unicom Starker	MAHINDRA	<b>1'59.277</b>	11 12	4.636 1.158	<b>223.7</b>

## Not classified

10 Alexis MASBOU

FRA Peugeot MC Saxoprint

PEUGEOT

Practice condition: Dry

Air: 17°

Humidity: 56%

Ground: 22°

<b>Fastest Lap:</b>	Lap: 21	<b>Jorge NAVARRO</b>	<b>1'54.641</b>	146.1 Km/h
<b>Circuit Record Lap:</b>		<b>New track layout</b>		
<b>Circuit Best Lap:</b>	2016	<b>Jorge NAVARRO</b>	<b>1'54.641</b>	146.1 Km/h

The results are provisional until the end of the limit for protest and appeals.

Time limit for protest expires 30' after publication of the results - Mr. .... Time: .....

These data/results cannot be reproduced, stored and/or transmitted in whole or in part by any manner of electronic, mechanical, photocopying, recording, broadcasting or otherwise now known or herein after developed without the previous express consent by the copyright owner, except for reproduction in daily press and regular printed publications on sale to the public within 60 days of the event related to those data/results and always provided that copyright symbol appears together as follows below.

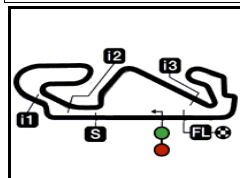
© DORNA, 2016

Official MotoGP Timing by TISSOT  
www.motogp.com

Barcelona, Saturday, June 04, 2016

moto3





4655 m.

## GRAN PREMI MONSTER ENERGY DE CATALUNYA

## Free Practice Nr. 3

## Top Speed &amp; Average

12

Rider	Nation	Motorcycle	Top 5 speeds					Average	Top
33 Enea BASTIANINI	ITA	HONDA	240.0	236.5	235.7	233.3	232.6	235.6	240.0
16 Andrea MIGNO	ITA	KTM	239.2	237.3	237.2	236.6	236.5	237.4	239.2
8 Nicolo BULEGA	ITA	KTM	238.9	236.0	235.7	235.2	233.4	235.8	238.9
76 Hiroki ONO	JPN	HONDA	238.2	237.4	233.9	233.8	233.3	235.3	238.2
44 Aron CANET	SPA	HONDA	238.2	235.7	231.1	230.6	229.6	233.0	238.2
19 Gabriel RODRIGO	ARG	KTM	238.0	234.5	234.1	233.8	233.3	234.7	238.0
6 Maria HERRERA	SPA	KTM	237.3	237.1	236.4	236.4	236.1	236.6	237.3
41 Brad BINDER	RSA	KTM	237.2	236.1	235.3	235.1	235.0	235.7	237.2
58 Juanfran GUEVARA	SPA	KTM	236.5	236.4	236.1	235.4	235.1	235.9	236.5
36 Joan MIR	SPA	KTM	236.3	235.2	234.0	232.9	232.6	234.2	236.3
55 Andrea LOCATELLI	ITA	KTM	236.3	230.6	230.4	230.2	230.1	231.5	236.3
64 Bo BENDSNEYDER	NED	KTM	236.0	234.5	233.2	230.3	229.6	232.7	236.0
23 Niccolò ANTONELLI	ITA	HONDA	236.0	234.8	234.7	234.7	233.9	234.8	236.0
11 Livio LOI	BEL	HONDA	235.4	234.0	233.2	232.6	231.0	233.2	235.4
5 Romano FENATI	ITA	KTM	235.0	235.0	234.3	233.9	233.4	234.3	235.0
20 Fabio QUARTARARO	FRA	KTM	234.1	233.1	232.7	232.2	231.8	232.8	234.1
95 Jules DANILO	FRA	HONDA	233.8	233.5	233.4	233.3	233.1	233.4	233.8
24 Tatsuki SUZUKI	JPN	MAHINDRA	233.5	233.4	233.3	231.2	230.8	232.2	233.5
17 John MCPHEE	GBR	PEUGEOT	233.3	232.7	232.7	232.6	232.6	232.8	233.3
12 Albert ARENAS	SPA	MAHINDRA	233.1	232.5	232.3	232.1	232.0	232.4	233.1
37 Davide PIZZOLI	ITA	KTM	233.1	232.0	231.4	231.4	231.2	231.8	233.1
21 Francesco BAGNAIA	ITA	MAHINDRA	233.0	232.8	232.3	232.2	231.7	232.4	233.0
40 Darryn BINDER	RSA	MAHINDRA	232.5	231.9	231.4	230.9	230.6	231.5	232.5
98 Karel HANIKA	CZE	MAHINDRA	231.9	229.7	229.1	228.5	227.8	229.4	231.9
9 Jorge NAVARRO	SPA	HONDA	231.9	231.9	231.7	231.5	231.1	231.6	231.9
7 Adam NORRODIN	MAL	HONDA	231.5	231.1	231.1	230.9	230.8	231.1	231.5
4 Fabio DI GIANNANTONIO	ITA	HONDA	231.2	231.0	230.7	230.4	230.2	230.7	231.2
88 Jorge MARTIN	SPA	MAHINDRA	230.9	230.5	230.5	230.4	230.2	230.5	230.9
84 Jakub KORNFEIL	CZE	HONDA	230.8	230.8	230.7	230.6	230.4	230.6	230.8
43 Stefano VALTULINI	ITA	MAHINDRA	230.6	230.6	230.4	230.3	230.1	230.4	230.6
89 Khairul Idham PAWI	MAL	HONDA	230.0	229.8	229.3	229.2	228.9	229.4	230.0
65 Philipp OETTL	GER	KTM	229.3	229.2	228.9	228.9	228.8	229.0	229.3
77 Lorenzo PETRARCA	ITA	MAHINDRA	228.5	227.9	227.6	226.8	226.7	227.5	228.5
3 Fabio SPIRANELLI	ITA	MAHINDRA	223.7	223.0	222.7	222.6	222.2	222.7	223.7
10 Alexis MASBOU	FRA	PEUGEOT	161.9					161.9	161.9

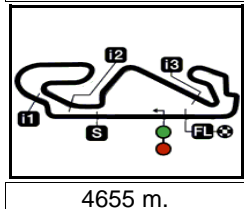
These data/results cannot be reproduced, stored and/or transmitted in whole or in part by any manner of electronic, mechanical, photocopying, recording, broadcasting or otherwise now known or herein after developed without the previous express consent by the copyright owner, except for reproduction in daily press and regular printed publications on sale to the public within 60 days of the event related to those data/results and always provided that copyright symbol appears together as follows below.

© DORNA, 2016

Official MotoGP Timing by TISSOT  
www.motogp.com

Barcelona, Saturday, June 04, 2016





4655 m.

**GRAN PREMI MONSTER ENERGY DE CATALUNYA****Free Practice Nr. 3****Chronological Analysis of Performances****13**

\* Lap / Sector time cancelled

T1 Time from finish line to 1st intermedate

T3 Time from 2nd intermed. to 3rd intermed.

P Crossing the finish line in pit lane

T2 Time from 1st intermed. to 2nd intermed.

T4 Time from 3rd intermedate to finish line

Lap	Lap Time	T1	T2	T3	T4	Speed	Lap	Lap Time	T1	T2	T3	T4	Speed	
<b>1st</b>	<b>9</b>	<b>Jorge NAVARRO</b> Estrella Galicia 0,0 SPA						<b>19</b>	<b>1'55.968</b>	20.511	<b>33.684</b>	23.231	38.542	234.8
		Runs=4	Total laps=23	Full laps=16										
1	2'22.172	42.133	35.998	24.356	39.685	169.1	<b>3rd</b>	<b>44</b>	<b>Aron CANET</b> Estrella Galicia 0,0 SPA					
		Runs=3	Total laps=24	Full laps=19										
2	<b>1'58.798</b>	21.504	34.789	23.939	38.566	227.9	1	2'28.398	47.114	35.643	24.470	41.171	167.9	
3	<b>1'57.675</b>	21.078	34.643	23.804	38.150	228.4	2	<b>1'59.273</b>	21.356	34.934	24.039	38.944	225.5	
4	<b>1'56.882</b>	20.914	34.458	23.712	37.798	228.2	3	<b>1'58.298</b>	21.189	34.694	23.943	38.472	226.5	
5	<b>1'56.636</b>	20.963	34.283	23.593	37.797	229.1	4	<b>1'57.630</b>	21.096	34.555	23.789	38.190	226.9	
6	<b>1'56.348</b>	20.913	34.152	23.585	37.698	227.5	5	<b>1'57.514</b>	21.129	34.535	23.743	38.107	227.3	
7	<b>1'56.246</b>	20.839	34.172	23.576	37.659	229.2	6	<b>1'57.007</b>	20.943	34.455	23.677	37.932	226.8	
8	2'10.311 P	20.894	34.584	23.889	50.944	228.2	7	2'06.950 P	20.947	34.497	23.876	47.630	227.6	
9	7'28.029	5'51.909	34.732	23.707	37.681	170.3	8	7'40.475	6'03.543	34.960	23.855	38.117	146.3	
10	<b>1'55.733</b>	20.793	34.167	23.440	37.333	229.9	9	<b>1'56.986</b>	21.036	34.456	23.653	37.841	226.9	
11	<b>1'55.331</b>	20.660	34.055	23.402	37.214	230.8	10	<b>1'56.798</b>	20.928	34.349	23.601	37.920	226.6	
12	<b>1'55.530</b>	20.591	33.945	23.468	37.526	<b>231.9</b>	11	<b>1'56.725</b>	20.861	34.418	23.625	37.821	227.5	
13	2'06.201 P	20.702	33.986	23.477	48.036	231.9	12	<b>2'06.210</b>	23.282	36.647	23.981	42.300	228.4	
14	4'59.934	3'24.156	34.624	23.828	37.326	119.6	13	<b>1'56.388</b>	20.810	34.304	23.541	37.733	227.7	
15	<b>1'55.221</b>	20.629	33.970	23.385	37.237	231.5	14	<b>1'56.576</b>	20.829	34.382	23.614	37.751	227.6	
16	<b>1'55.255</b>	20.660	34.052	23.317	37.226	230.4	15	2'07.147 P	20.873	34.753	23.944	47.577	227.8	
17	<b>1'55.924</b>	20.683	34.047	23.637	37.557	231.1	16	4'50.046	3'09.486	36.679	24.560	39.321	166.2	
18	2'06.578 P	20.656	33.973	23.442	48.507	231.7	17	<b>1'55.946</b>	20.774	34.196	23.585	37.391	227.0	
19	4'42.928	3'06.085	35.297	23.846	37.700	166.6	18	<b>2'00.903</b>	23.589	34.964	23.906	38.444	227.7	
20	<b>1'54.775</b>	20.687	<b>33.715</b>	23.304	37.069	230.0	19	<b>1'55.608</b>	20.620	34.030	23.521	37.437	230.6	
21	<b>1'54.641</b>	<b>20.562</b>	33.767	23.336	<b>36.976</b>	230.0	20	<b>1'55.557</b>	20.645	33.936	23.286	37.690	231.1	
22	<b>1'54.735</b>	20.564	33.798	23.304	37.069	230.2	21	<b>1'54.726</b>	<b>20.278</b>	<b>33.791</b>	<b>23.179</b>	37.478	<b>238.2</b>	
23	<b>1'55.028</b>	20.585	33.842	<b>23.243</b>	37.358	230.8	22	<b>1'55.174</b>	20.387	34.009	23.468	37.310	235.7	
<b>2nd</b>	<b>23</b>	<b>Niccolò ANTONELL</b> Ongetta-Rivacold ITA						23	<b>1'56.171</b>	20.797	34.135	23.503	37.736	228.9
		Runs=3	Total laps=19	Full laps=14										
1	3'03.267	1'19.689	37.377	24.882	41.319	105.7	24	<b>1'55.489</b>	20.758	34.094	23.452	<b>37.185</b>	229.6	
2	<b>1'59.792</b>	21.535	34.798	23.943	39.516	228.9	<b>4th</b>	<b>5</b>	<b>Romano FENATI</b> SKY Racing Team VR ITA					
		Runs=4	Total laps=18	Full laps=11										
3	<b>1'58.316</b>	20.994	34.610	23.741	38.971	230.7	1	3'34.186	1'52.858	35.778	24.576	40.974	159.0	
4	<b>1'57.309</b>	20.904	34.397	23.635	38.373	231.5	2	<b>1'59.040</b>	21.049	34.860	24.089	39.042	228.1	
5	<b>1'57.519</b>	20.804	34.286	23.535	38.894	232.7	3	<b>1'59.025</b>	20.999	34.849	23.903	39.274	228.0	
6	<b>1'57.997</b>	20.701	34.486	23.600	39.210	<b>236.0</b>	4	2'11.246 P	21.806	35.788	24.976	48.676	223.0	
7	<b>1'56.714</b>	20.582	34.139	23.487	38.506	233.9	5	11'06.682	9'29.273	35.026	23.921	38.462	164.1	
8	2'06.626 P	21.322	34.896	23.834	46.574	222.8	6	<b>1'57.602</b>	20.942	34.603	23.719	38.338	230.8	
9	10'22.806	8'44.825	35.891	23.989	38.101	88.1	7	<b>1'57.222</b>	20.725	34.621	23.737	38.139	231.5	
10	<b>1'56.123</b>	20.737	33.992	23.664	37.730	231.9	8	<b>1'56.660</b>	20.663	34.488	23.588	37.921	232.4	
11	<b>1'55.175</b>	20.621	33.824	23.395	37.335	230.4	9	2'08.595 P	20.539	34.709	24.582	48.765	234.3	
12	<b>1'55.012</b>	20.575	33.725	23.308	37.404	230.6	10	7'46.793	6'09.378	35.846	23.742	37.827	120.9	
13	<b>1'55.223</b>	20.684	33.756	23.357	37.426	231.0	11	<b>1'56.024</b>	20.603	34.263	23.492	37.666	233.3	
14	<b>1'55.124</b>	20.578	33.805	23.403	37.338	231.9	12	<b>1'55.999</b>	20.598	34.263	23.505	37.633	233.9	
15	2'08.599 P	21.599	36.144	24.697	46.159	214.7	13	2'09.869 P	21.663	35.294	24.333	48.579	232.1	
16	11'33.345	9'57.827	34.634	23.561	37.323	100.1	14	6'00.556	4'22.475	37.060	23.549	37.472	139.0	
17	<b>1'54.693</b>	20.510	33.706	<b>23.221</b>	<b>37.256</b>	234.7	15	<b>1'55.484</b>	20.362	34.095	23.480	37.547	<b>235.0</b>	
18	<b>1'59.967</b>	<b>20.320</b>	34.249	24.669	40.729	234.7								
<b>Fastest Lap:</b> Jorge NAVARRO Estrella Galicia 0,0 SPA <b>1'54.641</b> 20.562 33.767 23.336 36.976														

These data/results cannot be reproduced, stored and/or transmitted in whole or in part by any manner of electronic, mechanical, photocopying, recording, broadcasting or otherwise now known or herein after developed without the previous express consent by the copyright owner, except for reproduction in daily press and regular printed publications on sale to the public within 60 days of the event related to those data/results and always provided that copyright symbol appears together as follows below.  
© DORNA, 2016

## Free Practice Nr. 3

## Moto3

Lap	Lap Time	T1	T2	T3	T4	Speed	Lap	Lap Time	T1	T2	T3	T4	Speed
16	1'55.520	20.685	34.070	23.355	37.410	233.4	8	2'00.888	21.291	35.223	24.582	39.792	227.0
17	1'54.852	20.287	33.893	23.283	37.389	235.0	9	1'57.083	20.675	34.385	23.810	38.213	233.5
18	1'55.326	20.486	33.978	23.370	37.492	231.4	10	1'56.515	20.601	34.281	23.637	37.996	235.1
<b>5th 33 Enea BASTIANINI</b> Gresini Racing Moto3 ITA							<b>8th 16 Andrea MIGNO</b> SKY Racing Team VR ITA						
Runs=3 Total laps=16 Full laps=11							Runs=4 Total laps=20 Full laps=13						
1	3'14.644	1'32.977	36.468	24.768	40.431	142.2	1	2'59.567	1'18.946	35.758	24.568	40.295	132.4
2	1'58.559	21.061	34.612	23.845	39.041	228.1	2	1'59.576	20.879	35.067	23.932	39.698	237.2
3	1'57.782	20.803	34.428	23.834	38.717	229.6	3	1'58.862	21.059	34.624	23.827	39.352	232.2
4	2'01.338	21.160	37.038	24.512	38.628	230.2	4	1'57.646	20.851	34.555	23.662	38.578	234.1
5	2'09.759	P 20.860	35.907	24.532	48.460	230.6	5	1'57.838	20.688	34.435	23.870	38.845	236.6
6	12'44.459	1'03.265	38.591	24.227	38.376	151.6	6	2'02.223	20.851	38.548	23.916	38.908	229.8
7	1'56.213	20.641	34.108	23.620	37.844	231.6	7	1'57.288	20.742	34.327	23.654	38.565	234.4
8	1'55.852	20.400	34.037	23.522	37.893	235.7	8	2'09.157	P 20.727	34.785	24.223	49.422	236.5
9	2'02.008	22.541	36.182	24.475	38.810	240.0	9	10'18.887	8'41.002	35.311	23.987	38.587	
10	1'55.998	20.605	34.079	23.547	37.767	230.6	10	1'57.226	20.730	34.344	23.629	38.523	233.9
11	1'55.960	20.581	34.130	23.630	37.619	230.7	11	1'57.207	20.712	34.361	23.784	38.350	233.5
12	2'09.756	P 21.155	35.389	24.534	48.678	230.6	12	2'00.079	20.768	36.942	23.816	38.553	231.1
13	13'57.128	2'20.302	35.243	23.971	37.612	118.9	13	2'07.294	P 20.738	34.376	23.903	48.277	232.4
14	1'55.000	20.535	33.806	23.347	37.312	233.3	14	6'34.494	4'56.999	35.165	23.893	38.437	155.4
15	1'55.542	20.495	34.075	23.452	37.520	232.6	15	1'57.149	21.014	34.256	23.588	38.291	227.5
16	1'55.418	20.487	34.027	23.428	37.476	236.5	16	1'56.582	20.866	34.110	23.558	38.048	229.6
<b>6th 76 Hiroki ONO</b> Honda Team Asia JPN							<b>9th 41 Brad BINDER</b> Red Bull KTM Ajo RSA						
Runs=3 Total laps=21 Full laps=16							Runs=3 Total laps=24 Full laps=19						
1	2'57.013	1'15.195	36.779	25.374	39.665	118.6	1	3'19.259	1'36.332	37.163	24.509	41.255	149.9
2	2'02.273	21.901	35.932	24.198	40.242	225.3	2	1'59.988	21.216	34.941	24.096	39.735	230.7
3	1'59.342	21.600	34.923	23.954	38.865	226.4	3	1'58.662	21.163	34.788	24.003	38.708	229.6
4	1'58.655	21.206	34.523	23.654	39.272	227.8	4	1'58.733	21.044	34.769	24.077	38.843	230.0
5	1'57.551	20.977	34.363	23.702	38.509	226.3	5	1'58.112	20.945	34.563	23.999	38.605	230.2
6	1'58.305	20.974	34.804	24.089	38.438	225.9	6	2'11.247	P 21.082	35.153	24.449	50.563	226.1
7	1'57.495	20.957	34.372	23.605	38.561	226.5	7	5'48.033	4'09.698	35.166	24.404	38.765	111.6
8	1'57.996	21.061	34.560	23.708	38.667	226.7	8	1'57.957	21.091	34.526	23.885	38.455	227.5
9	1'57.350	21.022	34.391	23.839	38.098	225.2	9	1'57.795	20.891	34.670	23.850	38.384	229.2
10	2'09.153	P 21.177	34.892	24.078	49.006	226.6	10	1'57.383	20.925	34.473	23.776	38.209	228.5
11	6'23.464	4'37.313	39.211	25.611	41.329	130.9	11	2'10.159	P 20.922	34.715	23.808	50.714	229.1
12	2'01.588	22.867	36.683	23.875	38.163	232.1	12	5'36.985	4'00.676	34.963	23.582	37.764	144.3
13	1'56.796	20.775	34.337	23.602	38.082	233.3	13	1'56.385	20.653	34.030	23.729	37.973	230.1
14	1'56.739	20.639	34.273	23.774	38.053	232.8	14	1'56.565	20.653	34.118	23.782	38.012	231.0
15	2'08.754	P 20.910	35.400	24.336	48.108	231.5	15	1'57.446	20.630	34.636	24.068	38.112	231.4
16	10'29.052	8'40.814	39.158	28.124	40.956	103.3	16	2'09.639	24.836	42.142	24.061	38.600	230.4
17	2'07.301	21.170	38.116	25.160	42.855	233.9	17	1'56.436	20.638	34.124	23.603	38.071	235.0
18	1'56.096	20.700	34.155	23.527	37.714	232.0							
19	2'01.552	20.548	33.930	23.573	43.501	233.8							
20	1'55.173	20.364	33.951	23.327	37.531	237.4							
21	1'55.540	20.476	33.959	23.390	37.715	238.2							
<b>7th 58 Juanfran GUEVARA</b> RBA Racing Team SPA													
Runs=4 Total laps=20 Full laps=13													
1	3'14.790	1'26.967	37.722	26.297	43.804	158.1							
2	2'02.006	21.663	34.909	24.646	40.788	233.8							
3	2'00.834	21.439	35.167	24.400	39.828	231.0							
4	1'59.871	21.242	35.203	24.289	39.137	230.9							
5	1'58.533	20.938	34.743	24.021	38.831	233.9							
6	2'08.412	P 20.996	34.903	24.136	48.377	232.8							
7	7'23.136	5'35.840	43.662	24.157	39.477	76.9							

**Fastest Lap:** Jorge NAVARRO Estrella Galicia 0,0 SPA 1'54.641 20.562 33.767 23.336 36.976

These data/results cannot be reproduced, stored and/or transmitted in whole or in part by any manner of electronic, mechanical, photocopying, recording, broadcasting or otherwise now known or herein after developed without the previous express consent by the copyright owner, except for reproduction in daily press and regular printed publications on sale to the public within 60 days of the event related to those data/results and always provided that copyright symbol appears together as follows below.  
© DORNA, 2016





## Free Practice Nr. 3

Moto3

Lap	Lap Time	T1	T2	T3	T4	Speed	Lap	Lap Time	T1	T2	T3	T4	Speed
13	<b>1'58.300</b>	21.570	34.950	23.692	38.088	225.4	2	<b>1'59.304</b>	21.269	34.880	24.176	38.979	229.0
14	<u>2'07.735</u> P	21.285	35.190	24.735	46.525	226.7	3	<b>1'58.344</b>	21.090	34.652	23.850	38.752	228.5
15	<u>7'35.670</u>	5'45.189	47.017	24.722	38.742		4	<b>1'57.740</b>	20.991	34.557	23.716	38.476	229.7
16	<b>1'57.750</b>	20.968	34.938	24.161	37.683	229.5	5	<b>1'57.809</b>	20.938	34.628	23.714	38.529	230.4
17	<b>1'56.156</b>	<u>20.625</u>	<u>34.243</u>	23.503	37.785	234.5	6	<b>1'56.350</b> *	<u>20.487</u>	34.797	23.941	37.125*	229.5
18	<b>1'59.290</b>	20.736	34.904	25.178	38.472	<u>236.0</u>	7	<b>1'57.495</b>	20.889	34.629	23.745	38.232	230.5
19	<b>1'56.266</b>	20.810	34.291	23.504	37.661	230.3	8	<u>2'10.376</u> P	20.910	36.037	24.468	48.961	226.7
20	<u>1'55.958</u>	20.668	34.343	<u>23.430</u>	<u>37.517</u>	233.2	9	<u>10'15.320</u>	8'34.770	35.710	25.916	38.924	164.5
<b>20th 6 Maria HERRERA</b> MH6 Team SPA													
		Runs=3	Total laps=19	Full laps=14									
1	<u>2'59.436</u>	1'15.315	36.824	25.698	41.599	135.6	10	<b>1'58.122</b>	20.939	34.750	23.945	38.488	230.5
2	<b>2'00.385</b>	21.223	35.074	24.116	39.972	232.9	11	<b>1'59.473</b>	20.989	34.817	24.996	38.671	225.5
3	<b>1'59.686</b>	21.131	34.936	24.210	39.409	233.4	12	<b>1'57.697</b>	20.975	34.608	23.835	38.279	230.2
4	<b>1'58.207</b>	20.788	34.706	23.800	38.913	234.2	13	<u>2'05.617</u> P	20.933	34.736	23.928	46.020	227.2
5	<b>1'58.294</b>	20.905	34.535	23.951	38.903	234.0	14	<u>11'14.289</u>	9'24.775	35.807	29.736	43.971	141.6
6	<u>2'09.034</u> P	21.247	34.858	23.989	48.940	232.7	15	<b>1'56.778</b>	20.802	34.235	24.019	37.722	229.4
7	<u>14'16.279</u>	2'37.894	35.690	24.043	38.652		16	<b>1'56.319</b>	20.781	<u>34.113</u>	23.624	37.801	226.7
8	<b>1'57.788</b>	20.891	34.563	23.701	38.633	237.1	17	<b>2'06.473</b>	20.848	34.356	24.029	47.240	226.6
9	<b>1'57.470</b>	20.785	34.474	23.667	38.544	235.4	18	<u>1'56.073</u>	20.744	34.196	<u>23.510</u>	<u>37.623</u>	<u>230.9</u>
10	<u>2'07.665</u> P	20.647	35.063	24.130	47.825	236.1	19	<b>1'57.540</b>	20.815	34.732	23.795	38.198	229.8
11	<u>7'29.483</u>	5'47.844	36.477	24.064	41.098	169.8	<b>23rd 36 Joan MIR</b> Leopard Racing SPA						
12	<b>1'57.177</b>	20.749	34.555	23.713	38.160	<u>237.3</u>			Runs=4	Total laps=19	Full laps=12		
13	<b>1'56.089</b>	20.735	34.107	23.502	37.745	235.9	1	<u>3'56.608</u>	2'16.614	35.603	24.440	39.951	158.8
14	<b>1'56.032</b>	20.674	<u>34.058</u>	23.519	37.781	236.1	2	<b>1'59.611</b>	21.150	35.076	24.089	39.296	228.7
15	<b>1'56.394</b>	<u>20.441</u>	34.299	23.600	38.054	236.4	3	<b>1'58.795</b>	20.984	34.791	24.069	38.951	229.0
16	<b>1'56.402</b>	20.738	34.077	23.410	38.177	235.3	4	<b>1'59.567</b>	20.985	35.969	24.102	38.511	229.8
17	<b>1'56.560</b>	20.612	34.125	23.590	38.233	236.0	5	<b>1'57.629</b>	20.852	34.645	23.752	38.380	230.7
18	<b>1'56.706</b>	21.131	34.295	23.433	37.847	232.5	6	<b>1'59.450</b>	20.970	36.138	23.845	38.497	230.8
19	<u>1'55.995</u>	20.677	34.200	<u>23.389</u>	<u>37.729</u>	236.4	7	<u>2'10.686</u> P	20.836	35.840	25.412	48.598	231.6
<b>21st 7 Adam NORRODIN</b> Drive M7 SIC Racing MAL													
		Runs=3	Total laps=19	Full laps=14									
1	<u>2'54.539</u>	1'09.588	37.574	25.345	42.032	104.1	8	<u>8'02.901</u>	6'25.553	34.801	23.997	38.550	164.1
2	<b>2'01.480</b>	21.581	35.405	24.362	40.132	231.1	9	<b>1'57.394</b>	20.949	34.547	23.671	38.227	228.8
3	<b>2'00.432</b>	21.334	35.115	24.103	39.880	<u>231.5</u>	10	<b>1'57.001</b>	20.748	34.317	23.752	38.184	232.6
4	<b>2'05.447</b>	21.180	35.213	23.840	45.214	229.7	11	<u>2'10.423</u> P	22.165	36.797	24.569	46.892	232.9
5	<b>2'00.648</b>	21.353	34.936	24.073	40.286	229.9	12	<u>8'22.212</u>	6'40.135	40.354	23.773	37.950	132.1
6	<u>2'12.769</u> P	21.284	35.260	24.314	51.911	230.2	13	<b>1'56.736</b>	20.778	34.380	23.684	37.894	231.1
7	<u>10'33.664</u>	8'52.875	36.275	24.583	39.931	156.6	14	<u>2'09.751</u> P	21.376	35.935	24.459	47.981	229.1
8	<b>1'59.692</b>	21.427	35.577	23.912	38.776	227.8	15	<u>5'18.512</u>	3'05.440	1'06.944	25.654	40.474	92.2
9	<b>1'58.880</b>	20.967	34.899	23.986	39.028	230.4	16	<u>1'56.153</u>	20.893	34.207	<u>23.495</u>	37.558	229.7
10	<b>2'00.203</b>	20.993	35.210	24.232	39.768	230.9	17	<b>2'04.074</b>	20.595	34.223	23.858	45.398	<u>236.3</u>
11	<b>1'58.014</b>	20.932	34.733	23.827	38.522	230.8	18	<b>1'56.373</b>	<u>20.524</u>	<u>34.194</u>	23.754	37.901	235.2
12	<b>1'58.101</b>	20.874	34.445	23.864	38.918	231.1	19	<b>1'57.903</b>	20.805	35.734	24.302	<u>37.062</u>	234.0
13	<b>1'58.347</b>	20.859	34.707	24.041	38.740	230.0	<b>24th 98 Karel HANIKA</b> Platinum Bay Real Es CZE						
14	<u>2'10.336</u> P	21.078	35.137	24.358	49.763	229.6			Runs=3	Total laps=16	Full laps=11		
15	<u>10'44.629</u>	9'00.752	37.748	26.581	39.548	164.4	1	<u>2'58.030</u>	1'14.965	37.491	24.723	40.851	130.9
16	<b>1'58.580</b>	21.873	34.618	23.703	38.386	227.3	2	<b>2'01.252</b>	21.391	35.765	24.262	39.834	226.7
17	<b>1'56.804</b>	20.910	34.191	23.567	38.136	230.3	3	<b>1'59.559</b>	21.319	35.049	24.217	38.974	227.8
18	<b>1'57.077</b>	21.093	34.500	23.534	37.950	230.0	4	<b>2'03.130</b>	21.154	34.644	23.928	43.404	229.7
19	<u>1'56.063</u>	<u>20.784</u>	<u>34.048</u>	<u>23.506</u>	<u>37.725</u>	230.7	5	<b>2'02.534</b>	21.035	34.954	24.080	42.465	228.5
<b>22nd 88 Jorge MARTIN</b> ASPAR Mahindra Tea SPA													
		Runs=3	Total laps=19	Full laps=14									
1	<u>2'28.809</u>	47.216	35.929	24.459	41.205	166.2	6	<b>1'59.866</b>	21.292	35.080	24.266	39.228	224.1
<b>Fastest Lap:</b> Jorge NAVARRO Estrella Galicia 0,0 SPA <b>1'54.641</b> 20.562 33.767 23.336 36.976													

These data/results cannot be reproduced, stored and/or transmitted in whole or in part by any manner of electronic, mechanical, photocopying, recording, broadcasting or otherwise now known or herein after developed without the previous express consent by the copyright owner, except for reproduction in daily press and regular printed publications on sale to the public within 60 days of the event related to those data/results and always provided that copyright symbol appears together as follows below.  
© DORNA, 2016

# Free Practice Nr. 3

# Moto3

Lap	Lap Time	T1	T2	T3	T4	Speed	Lap	Lap Time	T1	T2	T3	T4	Speed	
14	<b>1'56.163</b>	20.766	34.248	23.609	<b>37.540</b>	229.1	6	12'25.243	0'44.679	36.895	24.529	39.140	127.5	
15	<b>2'07.625</b>	21.074	36.389	25.780	44.382	221.5	7	<b>1'57.591</b>	21.114	34.523	23.691	38.263	231.2	
16	<b>1'59.093</b>	<b>20.650</b>	<b>34.171</b>	<b>23.605</b>	40.667	<b>231.9</b>	8	<b>1'57.247</b>	<b>20.770</b>	34.423	23.807	38.247	<b>233.5</b>	
<b>25th 20 Fabio QUARTARAR</b> Leopard Racing FRA Runs=4 Total laps=19 Full laps=12							9	<b>1'57.513</b>	20.797	34.283	23.926	38.507	233.4	
1	2'50.214	1'07.261	37.476	24.828	40.649	153.7	10	2'11.650	P	21.323	36.600	24.901	48.826	228.2
2	<b>2'00.375</b>	21.487	35.104	24.126	39.658	227.8	11	8'57.259	7'18.783	35.390	24.421	38.665	126.8	
3	<b>1'59.671</b>	21.257	34.972	24.001	39.441	227.5	12	<b>1'59.290</b>	21.012	35.023	24.321	38.934	230.8	
4	<b>1'58.794</b>	21.242	34.763	23.880	38.909	227.2	13	<b>1'58.869</b>	21.070	34.807	24.121	38.871	228.6	
5	<b>1'58.471</b>	21.238	34.787	23.828	38.618	227.0	14	2'13.075	P	21.516	36.261	25.491	49.807	226.8
6	2'14.750	P	23.483	36.934	25.435	48.898	15	5'30.215	3'44.518	39.412	24.891	41.394	137.7	
7	6'13.069	4'35.065	35.357	23.920	38.727	151.3	16	<b>1'56.357</b>	20.980	34.302	23.522	<b>37.553</b>	230.6	
8	<b>1'57.725</b>	21.049	34.534	23.699	38.443	230.3	17	<b>1'56.339</b>	20.800	<b>34.170</b>	<b>23.386</b>	37.983	228.3	
9	<b>1'57.712</b>	20.898	34.479	23.541	38.794	231.6	<b>28th 65 Philipp OETTL</b> Schedl GP Racing GER Runs=3 Total laps=17 Full laps=12							
10	<b>1'57.240</b>	20.825	34.565	23.577	38.273	233.1	1	2'47.579	1'03.538	37.332	24.772	41.937	162.0	
11	<b>1'57.263</b>	20.906	34.415	23.698	38.244	232.2	2	2'22.490	P	21.430	35.595	24.489	1'00.976	228.8
12	2'10.287	P	21.877	35.990	24.326	48.094	3	8'53.702	7'12.743	35.717	24.262	40.980	152.2	
13	11'37.874	9'52.418	41.255	24.081	40.120	165.1	4	<b>2'01.537</b>	21.279	35.129	24.586	40.543	228.4	
14	<b>1'57.182</b>	20.930	34.599	23.610	38.043	232.7	5	<b>1'58.897</b>	21.079	34.639	24.111	39.068	<b>229.3</b>	
15	<b>1'56.782</b>	20.932	34.493	23.501	37.856	231.8	6	<b>1'59.618</b>	20.950	34.979	24.228	39.461	228.4	
16	2'08.539	P	20.731	35.603	24.095	48.110	<b>234.1</b>	7	<b>1'57.816</b>	20.878	34.507	23.854	38.577	228.3
17	4'57.477	3'11.513	39.671	26.108	40.185	142.0	8	<b>2'01.905</b>	21.437	35.897	24.800	39.771	228.7	
18	<b>1'56.195</b>	20.880	34.239	<b>23.417</b>	<b>37.659</b>	231.4	9	<b>1'57.559</b>	20.871	34.470	23.734	38.484	228.9	
19	<b>1'56.345</b>	<b>20.693</b>	<b>34.149</b>	23.430	38.073	231.6	10	<b>1'57.203</b>	20.809	34.376	23.706	38.312	228.7	
<b>26th 17 John MCPHEE</b> Peugeot MC Saxoprin GBR Runs=3 Total laps=20 Full laps=15							11	2'15.786	P	21.426	36.160	24.330	53.870	228.5
1	2'52.637	1'09.872	36.143	24.816	41.806	79.3	12	15'38.901	3'57.220	36.160	24.400	41.121	161.8	
2	<b>2'01.492</b>	21.421	35.481	24.254	40.336	232.3	13	<b>2'07.307</b>	20.773	37.146	25.590	43.798	228.3	
3	<b>2'01.095</b>	21.518	35.217	24.214	40.146	232.2	14	<b>1'56.834</b>	20.797	34.404	23.636	37.997	229.2	
4	<b>1'59.460</b>	21.305	34.736	24.128	39.291	230.7	15	<b>1'56.633</b>	20.761	34.325	23.613	37.934	228.7	
5	<b>1'59.203</b>	21.084	34.951	24.028	39.140	230.8	16	<b>2'06.881</b>	<b>20.742</b>	36.173	29.876	40.090	228.3	
6	<b>1'58.415</b>	21.157	34.576	23.865	38.817	232.3	17	<b>1'56.541</b>	20.880	<b>34.206</b>	<b>23.531</b>	<b>37.924</b>	228.9	
7	<b>1'58.294</b>	21.020	34.687	23.907	38.680	232.3	<b>29th 11 Livio LOI</b> RW Racing GP BV BEL Runs=3 Total laps=23 Full laps=17							
8	2'09.472	P	21.341	35.155	24.827	48.149	1	2'41.793	59.056	37.866	24.565	40.306	165.2	
9	9'01.395	7'17.325	37.579	26.843	39.648	157.7	2	<b>2'00.832</b>	21.346	35.310	24.196	39.980	227.3	
10	<b>1'57.013</b>	20.877	34.432	23.720	37.984	232.6	3	<b>1'58.974</b>	21.244	34.950	23.953	38.827	226.6	
11	<b>2'04.585</b>	22.385	36.731	24.385	41.084	232.1	4	<b>1'58.488</b>	21.012	34.806	23.802	38.868	227.2	
12	<b>1'56.851</b>	20.859	34.250	23.707	38.035	232.7	5	<b>1'58.047</b>	20.918	34.668	23.990	38.471	227.5	
13	<b>1'57.536</b>	20.934	34.366	23.897	38.339	231.5	6	<b>1'57.455</b>	20.920	34.583	23.723	38.229	227.2	
14	2'10.404	P	21.321	35.912	25.146	48.025	7	2'06.722	P	20.900	34.655	24.063	47.104	226.4
15	10'35.134	8'56.237	35.932	24.740	38.225	159.1	8	6'05.543	4'23.979	36.528	23.911	41.125	105.4	
16	<b>1'57.267</b>	20.832	34.373	24.160	37.902	<b>233.3</b>	9	<b>1'58.292</b>	21.097	34.829	23.849	38.517	233.2	
17	<b>1'56.447</b>	20.732	<b>34.109</b>	23.499	38.107	232.4	10	<b>1'57.507</b>	20.978	34.515	23.629	38.385	227.4	
18	<b>1'56.269</b>	20.791	34.169	23.565	<b>37.744</b>	232.7	11	<b>1'57.262</b>	20.894	34.424	23.590	38.354	227.8	
19	<b>1'56.221</b>	20.788	34.201	23.462	37.770	232.2	12	<b>2'01.701</b>	22.118	36.608	23.844	39.131	230.4	
20	<b>1'56.219</b>	<b>20.726</b>	34.250	<b>23.441</b>	37.802	232.6	13	<b>1'57.141</b>	20.816	<b>34.395</b>	23.644	38.286	232.6	
<b>27th 24 Tatsuki SUZUKI</b> CIP-Unicom Starker JPN Runs=4 Total laps=17 Full laps=10							14	2'06.344	P	20.844	34.581	23.945	46.974	234.0
1	2'29.901	46.073	37.329	24.768	41.731	147.3	15	7'45.715	6'08.680	34.763	23.795	38.477	139.4	
2	<b>2'00.470</b>	21.524	35.258	24.300	39.388	233.3	16	<b>1'57.290</b>	20.847	34.435	23.601	38.407	229.8	
3	<b>1'59.311</b>	21.207	34.826	24.157	39.121	230.8	17	<b>1'56.930</b>	20.749	34.429	23.694	38.058	230.2	
4	<b>2'00.123</b>	21.319	34.771	24.049	39.984	229.2	18	<b>1'56.709</b>	20.702	34.412	23.582	38.013	230.9	
5	2'15.643	P	23.021	37.860	25.066	49.696	19	<b>2'01.580</b>	20.720	38.111	24.454	38.295	231.0	
							20	<b>1'57.386</b>	20.778	34.458	23.810	38.340	230.6	
							21	<b>1'56.642</b>	20.718	34.421	<b>23.579</b>	<b>37.924</b>	230.7	

**Fastest Lap:** Jorge NAVARRO Estrella Galicia 0,0 SPA **1'54.641** 20.562 33.767 23.336 36.976

These data/results cannot be reproduced, stored and/or transmitted in whole or in part by any manner of electronic, mechanical, photocopying, recording, broadcasting or otherwise now known or herein after developed without the previous express consent by the copyright owner, except for reproduction in daily press and regular printed publications on sale to the public within 60 days of the event related to those data/results and always provided that copyright symbol appears together as follows below.  
© DORNA, 2016

Official MotoGP Timing by TISSOT  
www.motogp.com

Barcelona, Saturday, June 04, 2016

Page 6 of 8





## Free Practice Nr. 3

## Moto3

Lap	Lap Time	T1	T2	T3	T4	Speed	Lap	Lap Time	T1	T2	T3	T4	Speed	
22	1'56.606	20.658	34.414	23.595	37.939	235.4	8	2'10.978 P	21.110	35.041	24.146	50.681	230.6	
23	2'39.654 P	20.782	1'00.484	27.572	50.816	230.4	9	7'54.390	6'10.980	37.587	25.918	39.905	104.9	
<b>30th</b>	<b>40</b>	<b>Darryn BINDER</b> Platinum Bay Real Es RSA						10	<b>2'01.397</b>	21.546	35.820	24.600	39.431	224.1
		Runs=3	Total laps=18	Full laps=13			11	<b>2'03.721</b>	23.351	37.175	24.346	38.849	224.6	
1	2'53.892	1'09.997	36.750	25.212	41.933	126.6	12	<b>2'00.270</b>	21.259	35.464	24.453	39.094	229.3	
2	<b>2'01.546</b>	21.577	35.624	24.327	40.018	230.1	13	2'11.596 P	21.731	35.667	24.316	49.882	225.0	
3	<b>2'00.073</b>	21.142	34.861	24.059	40.011	229.1	14	4'55.186	3'16.034	35.812	24.365	38.975	123.1	
4	<b>1'59.017</b>	21.190	34.747	23.918	39.162	229.5	15	<b>1'58.036</b>	21.351	34.558	24.014	38.113	226.3	
5	<b>1'59.271</b>	21.037	34.943	24.086	39.205	230.1	16	<b>2'09.434</b>	21.468	44.302	24.705	38.959	227.8	
6	<b>1'58.162</b>	20.815	34.890	23.844	38.613	229.1	17	<b>1'58.570</b>	21.322	34.775	24.044	38.429	225.4	
7	<b>1'58.537</b>	20.970	34.843	23.889	38.835	229.6	18	<b>1'58.659</b>	21.167	35.151	24.113	38.228	226.5	
8	<b>1'58.635</b>	21.165	34.895	23.789	38.786	229.8	19	2'09.976 P	21.322	35.266	24.560	48.828	225.3	
9	2'07.604 P	20.978	34.595	23.938	48.093	229.8	20	3'52.748	2'06.443	43.575	24.199	38.531	147.7	
10	20'32.760	8'46.956	41.174	25.179	39.451	89.4	21	<b>1'57.380</b>	21.226	34.566	23.760	37.828	227.8	
11	<b>1'57.976</b>	21.051	34.501	23.930	38.494	230.6	22	<b>2'00.814</b>	21.044	34.902	24.119	40.749	230.4	
12	<b>1'57.284</b>	20.836	34.508	23.830	38.110	230.9	<b>33rd</b>	<b>77</b>	<b>Lorenzo PETRARC</b> 3570 Team Italia ITA					
13	<b>1'56.850</b>	20.769	34.372	23.778	37.931	231.9			Runs=4	Total laps=21	Full laps=14			
14	<b>1'57.156</b>	20.816	34.518	23.801	38.021	231.4	1	2'37.068	53.804	36.818	25.235	41.211	154.1	
15	2'10.832 P	21.086	35.718	24.878	49.150	230.2	2	<b>2'01.603</b>	21.509	35.690	24.558	39.846	227.9	
16	2'22.758	42.850	34.781	24.409	40.718	162.8	3	<b>2'00.645</b>	21.482	35.347	24.469	39.347	225.9	
17	<b>1'58.500</b>	21.207	35.355	23.796	38.142	225.7	4	<b>1'59.842</b>	21.428	35.061	24.231	39.122	224.2	
18	<b>1'57.129</b>	20.882	34.258	23.915	38.074	232.5	5	<b>1'59.632</b>	21.326	35.021	24.380	38.905	224.0	
<b>31st</b>	<b>37</b>	<b>Davide PIZZOLI</b> Proccersa - 42 Motor ITA						6	<b>1'59.357</b>	21.207	34.958	24.177	39.015	226.8
		Runs=4	Total laps=20	Full laps=13			7	<b>1'59.343</b>	21.272	34.920	24.221	38.930	225.0	
1	2'50.562	1'00.497	44.412	25.118	40.535	132.1	8	2'18.716 P	22.656	39.802	26.225	50.033	221.6	
2	<b>2'00.950</b>	21.387	35.321	24.275	39.967	228.2	9	8'21.098	6'38.441	36.902	24.796	40.959	154.4	
3	<b>2'06.473</b>	21.485	35.236	24.273	45.479	227.9	10	<b>2'00.848</b>	21.088	35.462	24.471	39.827	226.0	
4	2'11.653 P	21.548	36.528	24.727	48.850	227.3	11	<b>1'59.326</b>	21.124	35.545	24.198	38.459	226.5	
5	6'55.017	5'09.132	40.313	25.780	39.792	158.4	12	<b>1'58.401</b>	20.977	34.875	24.126	38.423	227.6	
6	<b>1'58.961</b>	21.175	34.928	24.007	38.851	229.4	13	<b>1'58.497</b>	21.031	34.780	24.201	38.485	228.5	
7	<b>1'58.823</b>	21.241	34.664	23.920	38.998	228.9	14	2'07.245 P	21.045	34.885	24.102	47.213	226.7	
8	<b>1'58.535</b>	21.265	34.702	23.923	38.645	229.3	15	7'01.960	5'23.305	35.518	24.403	38.734	159.7	
9	<b>2'12.108</b>	25.708	41.033	24.419	40.948	228.4	16	<b>1'59.501</b>	21.086	35.459	24.306	38.650	226.4	
10	<b>1'57.876</b>	20.997	34.647	23.803	38.429	230.2	17	<b>1'58.376</b>	21.149	34.821	24.077	38.329	225.0	
11	<b>1'57.707</b>	21.021	34.574	23.773	38.339	230.4	18	<b>1'58.453</b>	21.240	34.651	24.088	38.474	223.2	
12	2'11.445 P	21.486	37.109	24.597	48.253	231.4	19	2'13.133 P	21.244	37.083	26.411	48.395	224.3	
13	7'34.486	5'52.183	39.495	24.621	38.187	168.4	20	4'02.938	2'23.725	36.352	24.197	38.664	158.7	
14	<b>1'57.325</b>	21.048	34.521	23.804	37.952	231.2	21	<b>1'58.119</b>	21.053	34.569	23.860	38.637	226.3	
15	<b>1'57.201</b>	20.969	34.409	23.818	38.005	229.4	<b>34th</b>	<b>3</b>	<b>Fabio SPIRANELLI</b> CIP-Unicom Starker ITA					
16	2'12.080 P	21.637	36.986	24.783	48.674	228.8			Runs=3	Total laps=13	Full laps=8			
17	6'01.422	4'24.073	35.242	23.868	38.239	168.8	1	2'45.168	1'01.212	38.207	24.994	40.755	111.8	
18	<b>1'57.174</b>	20.806	34.378	23.719	38.271	232.0	unfinished		21.647	35.369	24.454		223.0	
19	<b>2'00.372</b>	20.881	34.896	24.879	39.716	233.1	2	20'30.918		36.514	24.688	39.832		
20	<b>1'57.740</b>	21.015	34.671	23.786	38.268	231.4	3	<b>2'01.073</b>	21.681	35.388	24.361	39.643	221.9	
<b>32nd</b>	<b>43</b>	<b>Stefano VALTULINI</b> 3570 Team Italia ITA						4	<b>2'00.313</b>	21.446	34.937	24.487	39.443	222.2
		Runs=4	Total laps=22	Full laps=15			5	2'32.155 P	21.381	39.419	27.424	1'03.931	222.2	
1	2'46.321	57.838	39.312	25.061	44.110	150.4	6	13'44.656	2'03.470	37.198	24.425	39.563	140.4	
2	<b>2'06.568</b>	21.981	35.622	24.727	44.238	224.8	7	<b>2'00.179</b>	21.291	35.299	24.460	39.129	222.7	
3	<b>2'02.484</b>	22.156	35.721	24.404	40.203	225.5	8	<b>1'59.989</b>	21.299	35.258	24.355	39.077	223.7	
4	<b>1'59.690</b>	21.467	34.724	24.082	39.417	230.1	9	<b>2'14.237</b>	21.319	44.789	27.768	40.361	221.4	
5	<b>1'59.261</b>	21.265	34.706	24.044	39.246	230.3	10	<b>2'00.324</b>	21.531	35.834	24.278	38.681	221.4	
6	<b>1'59.565</b>	21.241	34.926	24.350	39.048	230.6	11	<b>1'59.277</b>	21.470	35.018	24.230	38.559	222.6	
7	<b>1'59.091</b>	21.287	34.834	24.186	38.784	229.6	12	<b>1'59.667</b>	21.770	35.218	24.118	38.561	220.9	

**Fastest Lap:** Jorge NAVARRO Estrella Galicia 0,0 SPA **1'54.641** 20.562 33.767 23.336 36.976

These data/results cannot be reproduced, stored and/or transmitted in whole or in part by any manner of electronic, mechanical, photocopying, recording, broadcasting or otherwise now known or herein after developed without the previous express consent by the copyright owner, except for reproduction in daily press and regular printed publications on sale to the public within 60 days of the event related to those data/results and always provided that copyright symbol appears together as follows below.  
© DORNA, 2016

Official MotoGP Timing by TISSOT  
www.motogp.com

Barcelona, Saturday, June 04, 2016

Page 7 of 8



# Free Practice Nr. 3

Moto3

Lap	Lap Time	T1	T2	T3	T4	Speed	Lap	Lap Time	T1	T2	T3	T4	Speed	
<b>35th</b>	<b>10</b>	Alexis MASBOU Peugeot MC Saxoprin FRA												
		Runs=3		Total laps=1		Full laps=3								
	unfinished	1'32.362				161.9								

<b>Fastest Lap:</b> Jorge NAVARRO	Estrella Galicia 0,0	SPA	<b>1'54.641</b>	20.562	33.767	23.336	36.976
-----------------------------------	----------------------	-----	-----------------	--------	--------	--------	--------

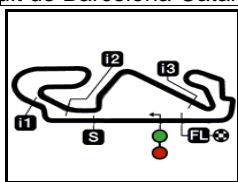
These data/results cannot be reproduced, stored and/or transmitted in whole or in part by any manner of electronic, mechanical, photocopying, recording, broadcasting or otherwise now known or herein after developed without the previous express consent by the copyright owner, except for reproduction in daily press and regular printed publications on sale to the public within 60 days of the event related to those data/results and always provided that copyright symbol appears together as follows below.  
© DORNA, 2016

Official MotoGP Timing by **TISSOT**  
www.motogp.com

**Barcelona, Saturday, June 04, 2016**

Page 8 of 8





4655 m.

## GRAN PREMI MONSTER ENERGY DE CATALUNYA

## Free Practice Nr. 3

## Best Partial Times

IT Ideal Lap Time, sum of the best partial times

BT Best Lap Time

T1		T2		T3		T4				IT	BT	
Pos	Rider	Time	Rider	Time	Rider	Time	Rider	Time	Pos	Rider	IT	BT
1	A.CANET	20.278	N.ANTONELLI	33.684	A.CANET	23.179	J.NAVARRO	36.976	1	A.CANET	1'54.433	1'54.726 (3)
2	R.FENATI	<b>20.287</b>	J.NAVARRO	<b>33.715</b>	N.ANTONELLI	<b>23.221</b>	J.MIR	<b>37.062</b>	2	N.ANTONELLI	1'54.481	1'54.693 (2)
3	N.ANTONELLI	20.320	A.CANET	33.791	J.NAVARRO	23.243	A.LOCATELLI	37.172	3	J.NAVARRO	1'54.496	1'54.641 (1)
4	J.DANILO	<b>20.360</b>	E.BASTIANINI	<b>33.806</b>	R.FENATI	<b>23.283</b>	A.CANET	<b>37.185</b>	4	R.FENATI	1'54.852	1'54.852 (4)
5	H.ONO	20.364	B.BINDER	33.842	A.MIGNO	23.320	N.ANTONELLI	37.256	5	E.BASTIANINI	1'54.865	1'55.000 (5)
6	E.BASTIANINI	<b>20.400</b>	N.BULEGA	<b>33.845</b>	J.GUEVARA	<b>23.321</b>	E.BASTIANINI	<b>37.312</b>	6	J.GUEVARA	1'55.017	1'55.261 (7)
7	B.BINDER	20.402	K.PAWI	33.862	H.ONO	23.327	K.PAWI	37.344	7	B.BINDER	1'55.101	1'55.383 (9)
8	A.MIGNO	<b>20.406</b>	J.GUEVARA	<b>33.889</b>	E.BASTIANINI	<b>23.347</b>	J.GUEVARA	<b>37.383</b>	8	A.MIGNO	1'55.106	1'55.269 (8)
9	J.GUEVARA	20.424	R.FENATI	33.893	N.BULEGA	23.358	R.FENATI	37.389	9	H.ONO	1'55.152	1'55.173 (6)
10	M.HERRERA	<b>20.441</b>	H.ONO	<b>33.930</b>	J.DANILO	<b>23.372</b>	B.BINDER	<b>37.424</b>	10	N.BULEGA	1'55.154	1'55.460 (11)
11	N.BULEGA	20.445	A.MIGNO	33.938	T.SUZUKI	23.386	A.MIGNO	37.442	11	J.DANILO	1'55.272	1'55.794 (18)
12	G.RODRIGO	<b>20.477</b>	J.DANILO	<b>33.972</b>	M.HERRERA	<b>23.389</b>	G.RODRIGO	<b>37.472</b>	12	J.MIR	1'55.275	1'56.153 (23)
13	J.MARTIN	20.487	A.ARENAS	34.018	K.PAWI	23.389	J.KORNFEIL	37.473	13	A.LOCATELLI	1'55.345	1'55.426 (10)
14	J.MIR	<b>20.524</b>	J.KORNFEIL	<b>34.023</b>	A.LOCATELLI	<b>23.402</b>	F.BAGNAIA	<b>37.474</b>	14	K.PAWI	1'55.393	1'55.748 (16)
15	A.LOCATELLI	20.534	G.RODRIGO	34.027	J.KORNFEIL	23.405	F.DI GIANNANTO	37.497	15	G.RODRIGO	1'55.413	1'55.469 (12)
16	A.ARENAS	<b>20.555</b>	A.NORRODIN	<b>34.048</b>	A.ARENAS	<b>23.414</b>	N.BULEGA	<b>37.506</b>	16	F.BAGNAIA	1'55.576	1'55.592 (13)
17	F.BAGNAIA	20.558	M.HERRERA	34.058	F.QUARTARARO	23.417	B.BENDSNEYDE	37.517	17	A.ARENAS	1'55.606	1'55.672 (14)
18	J.NAVARRO	<b>20.562</b>	F.BAGNAIA	<b>34.108</b>	B.BENDSNEYDE	<b>23.430</b>	H.ONO	<b>37.531</b>	18	M.HERRERA	1'55.617	1'55.995 (20)
19	F.DI GIANNANTO	20.617	J.MCPHEE	34.109	B.BINDER	23.433	K.HANIKA	37.540	19	J.KORNFEIL	1'55.627	1'55.757 (17)
20	B.BENDSNEYDE	<b>20.625</b>	J.MARTIN	<b>34.113</b>	F.BAGNAIA	<b>23.436</b>	T.SUZUKI	<b>37.553</b>	20	F.DI GIANNANTO	1'55.709	1'55.735 (15)
21	K.HANIKA	20.650	F.DI GIANNANTO	34.125	G.RODRIGO	23.437	J.DANILO	37.568	21	J.MARTIN	1'55.733	1'56.073 (22)
22	L.LOI	<b>20.658</b>	F.QUARTARARO	<b>34.149</b>	J.MCPHEE	<b>23.441</b>	A.ARENAS	<b>37.619</b>	22	B.BENDSNEYDE	1'55.815	1'55.958 (19)
23	F.QUARTARARO	20.693	T.SUZUKI	34.170	F.DI GIANNANTO	23.470	J.MARTIN	37.623	23	T.SUZUKI	1'55.879	1'56.339 (27)
24	J.MCPHEE	<b>20.726</b>	K.HANIKA	<b>34.171</b>	J.MIR	<b>23.495</b>	F.QUARTARARO	<b>37.659</b>	24	F.QUARTARARO	1'55.918	1'56.195 (25)

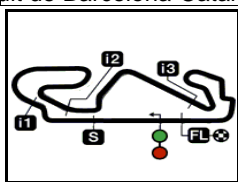
These data/results cannot be reproduced, stored and/or transmitted in whole or in part by any manner of electronic, mechanical, photocopying, recording, broadcasting or otherwise now known or herein after developed without the previous express consent by the copyright owner, except for reproduction in daily press and regular printed publications on sale to the public within 60 days of the event related to those data/results and always provided that copyright symbol appears together as follows below.

© DORNA, 2016

Official MotoGP Timing by TISSOT  
www.motogp.com

motoE3





4655 m.

## GRAN PREMI MONSTER ENERGY DE CATALUNYA

## Free Practice Nr. 3

## Best Partial Times

*IT* Ideal Lap Time, sum of the best partial times*BT* Best Lap Time

<i>T1</i>		<i>T2</i>		<i>T3</i>		<i>T4</i>				<i>IT</i>	<i>BT</i>	
<i>Pos</i>	<i>Rider</i>	<i>Time</i>	<i>Rider</i>	<i>Time</i>	<i>Rider</i>	<i>Time</i>	<i>Rider</i>	<i>Time</i>	<i>Pos</i>	<i>Rider</i>		
25	J.KORNFEIL	20.726	J.MIR	34.194	A.NORRODIN	23.506	A.NORRODIN	37.725	25	<b>K.HANIKA</b>	1'55.966	1'56.163 (24)
26	<b>P.OETTL</b>	<b>20.742</b>	<b>P.OETTL</b>	<b>34.206</b>	<b>J.MARTIN</b>	<b>23.510</b>	<b>M.HERRERA</b>	<b>37.729</b>	26	<b>J.MCPHEE</b>	1'56.020	1'56.219 (26)
27	D.BINDER	20.769	A.LOCATELLI	34.237	P.OETTL	23.531	J.MCPHEE	37.744	27	<b>A.NORRODIN</b>	1'56.063	1'56.063 (21)
28	<b>T.SUZUKI</b>	<b>20.770</b>	<b>B.BENDSNEYDE</b>	<b>34.243</b>	<b>L.LOI</b>	<b>23.579</b>	<b>S.VALTULINI</b>	<b>37.828</b>	28	<b>P.OETTL</b>	1'56.403	1'56.541 (28)
29	A.NORRODIN	20.784	D.BINDER	34.258	K.HANIKA	23.605	L.LOI	37.924	29	<b>L.LOI</b>	1'56.556	1'56.606 (29)
30	<b>K.PAWI</b>	<b>20.798</b>	<b>D.PIZZOLI</b>	<b>34.378</b>	<b>D.PIZZOLI</b>	<b>23.719</b>	<b>P.OETTL</b>	<b>37.924</b>	30	<b>D.BINDER</b>	1'56.736	1'56.850 (30)
31	D.PIZZOLI	20.806	L.LOI	34.395	S.VALTULINI	23.760	D.BINDER	37.931	31	<b>D.PIZZOLI</b>	1'56.855	1'57.174 (31)
32	<b>L.PETRARCA</b>	<b>20.977</b>	<b>S.VALTULINI</b>	<b>34.558</b>	<b>D.BINDER</b>	<b>23.778</b>	<b>D.PIZZOLI</b>	<b>37.952</b>	32	<b>S.VALTULINI</b>	1'57.190	1'57.380 (32)
33	S.VALTULINI	21.044	L.PETRARCA	34.569	L.PETRARCA	23.860	L.PETRARCA	38.329	33	<b>L.PETRARCA</b>	1'57.735	1'58.119 (33)
34	<b>F.SPIRANELLI</b>	<b>21.291</b>	<b>F.SPIRANELLI</b>	<b>34.937</b>	<b>F.SPIRANELLI</b>	<b>24.118</b>	<b>F.SPIRANELLI</b>	<b>38.559</b>	34	<b>F.SPIRANELLI</b>	1'58.905	1'59.277 (34)
35	A.MASBOU		A.MASBOU		A.MASBOU		A.MASBOU		-1	<b>A.MASBOU</b>		(-1)

These data/results cannot be reproduced, stored and/or transmitted in whole or in part by any manner of electronic, mechanical, photocopying, recording, broadcasting or otherwise now known or herein after developed without the previous express consent by the copyright owner, except for reproduction in daily press and regular printed publications on sale to the public within 60 days of the event related to those data/results and always provided that copyright symbol appears together as follows below.

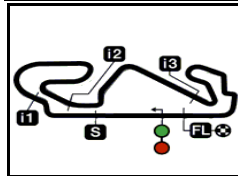
© DORNA, 2016

Official MotoGP Timing by TISSOT

www.motogp.com

*motoEJ*






4655 m.

## GRAN PREMI MONSTER ENERGY DE CATALUNYA

## Free Practice Nr. 3

## Fastest Laps Sequence

<i>Practice Time</i>	 <i>Rider</i>	<i>Nation</i>	<i>Motorcycle</i>	<i>Time</i>	<i>Km/h</i>	<i>Rider's Lap</i>
4'20.970	9 Jorge NAVARRO	SPA	HONDA	1'58.798	141.0	2
5'13.203	33 Enea BASTIANINI	ITA	HONDA	1'58.559	141.3	2
6'18.645	9 Jorge NAVARRO	SPA	HONDA	1'57.675	142.4	3
8'15.527	9 Jorge NAVARRO	SPA	HONDA	1'56.882	143.3	4
10'12.163	9 Jorge NAVARRO	SPA	HONDA	1'56.636	143.6	5
12'08.511	9 Jorge NAVARRO	SPA	HONDA	1'56.348	144.0	6
14'04.757	9 Jorge NAVARRO	SPA	HONDA	1'56.246	144.1	7
25'38.830	9 Jorge NAVARRO	SPA	HONDA	1'55.733	144.7	10
27'34.161	9 Jorge NAVARRO	SPA	HONDA	1'55.331	145.3	11
31'11.644	23 Niccolò ANTONELLI	ITA	HONDA	1'55.175	145.5	11
33'06.656	23 Niccolò ANTONELLI	ITA	HONDA	1'55.012	145.7	12
50'35.161	44 Aron CANET	SPA	HONDA	1'54.726	146.0	21
52'33.640	23 Niccolò ANTONELLI	ITA	HONDA	1'54.693	146.1	17
53'01.148	9 Jorge NAVARRO	SPA	HONDA	1'54.641	146.1	21

These data/results cannot be reproduced, stored and/or transmitted in whole or in part by any manner of electronic, mechanical, photocopying, recording, broadcasting or otherwise now known or herein after developed without the previous express consent by the copyright owner, except for reproduction in daily press and regular printed publications on sale to the public within 60 days of the event related to those data/results and always provided that copyright symbol appears together as follows below.

© DORNA, 2016

Official MotoGP Timing by TISSOT  
www.motogp.com

Barcelona, Saturday, June 04, 2016

