


5245 m.

# GRAN PREMIO D'ITALIA TIM

## Qualifying

### Classification



	Rider	Nation	Team	Motorcycle	Time	Lap Total	Gap	Top Speed
1	5 Romano FENATI	ITA	SKY Racing Team VR46	KTM	<b>1'57.289</b>	8 11		<b>241.3</b>
2	16 Andrea MIGNO	ITA	SKY Racing Team VR46	KTM	<b>1'57.586</b>	13 13	0.297 0.297	<b>235.5</b>
3	89 Khairul Idham PAWI	MAL	Honda Team Asia	HONDA	<b>1'57.605</b>	13 13	0.316 0.019	<b>236.3</b>
4	41 Brad BINDER	RSA	Red Bull KTM Ajo	KTM	<b>1'57.661</b>	9 13	0.372 0.056	<b>239.3</b>
5	9 Jorge NAVARRO	SPA	Estrella Galicia 0,0	HONDA	<b>1'57.956</b>	5 15	0.667 0.295	<b>236.8</b>
6	33 Enea BASTIANINI	ITA	Gresini Racing Moto3	HONDA	<b>1'57.994</b>	8 12	0.705 0.038	<b>235.7</b>
7	8 Nicolo BULEGA	ITA	SKY Racing Team VR46	KTM	<b>1'58.013</b>	7 12	0.724 0.019	<b>241.0</b>
8	21 Francesco BAGNAIA	ITA	ASPAR Mahindra Team Moto3	MAHINDRA	<b>1'58.049</b>	7 13	0.760 0.036	<b>232.6</b>
9	44 Aron CANET	SPA	Estrella Galicia 0,0	HONDA	<b>1'58.123</b>	14 14	0.834 0.074	<b>236.2</b>
10	36 Joan MIR	SPA	Leopard Racing	KTM	<b>1'58.151</b>	13 13	0.862 0.028	<b>239.0</b>
11	76 Hiroki ONO	JPN	Honda Team Asia	HONDA	<b>1'58.152</b>	15 15	0.863 0.001	<b>234.1</b>
12	4 Fabio DI GIANNANTONIO	ITA	Gresini Racing Moto3	HONDA	<b>1'58.228</b>	13 13	0.939 0.076	<b>234.4</b>
13	64 Bo BENDSNEYDER	NED	Red Bull KTM Ajo	KTM	<b>1'58.305</b>	13 13	1.016 0.077	<b>233.3</b>
14	48 Lorenzo DALLA PORTA	ITA	Schedl GP Racing	KTM	<b>1'58.343</b>	8 15	1.054 0.038	<b>233.2</b>
15	88 Jorge MARTIN	SPA	ASPAR Mahindra Team Moto3	MAHINDRA	<b>1'58.344</b>	8 12	1.055 0.001	<b>232.8</b>
16	84 Jakub KORNFEIL	CZE	Drive M7 SIC Racing Team	HONDA	<b>1'58.375</b>	10 15	1.086 0.031	<b>234.5</b>
17	55 Andrea LOCATELLI	ITA	Leopard Racing	KTM	<b>1'58.426</b>	9 14	1.137 0.051	<b>237.4</b>
18	20 Fabio QUARTARARO	FRA	Leopard Racing	KTM	<b>1'58.486</b>	17 17	1.197 0.060	<b>228.8</b>
19	98 Karel HANIKA	CZE	Platinum Bay Real Estate	MAHINDRA	<b>1'58.494</b>	4 14	1.205 0.008	<b>236.0</b>
20	24 Tatsuki SUZUKI	JPN	CIP-Unicom Starker	MAHINDRA	<b>1'58.520</b>	14 14	1.231 0.026	<b>231.5</b>
21	19 Gabriel RODRIGO	ARG	RBA Racing Team	KTM	<b>1'58.577</b>	3 12	1.288 0.057	<b>234.6</b>
22	23 Niccolò ANTONELLI	ITA	Ongetta-Rivacold	HONDA	<b>1'58.606</b>	3 5	1.317 0.029	<b>234.1</b>
23	11 Livio LOI	BEL	RW Racing GP BV	HONDA	<b>1'58.676</b>	14 14	1.387 0.070	<b>233.1</b>
24	40 Darryn BINDER	RSA	Platinum Bay Real Estate	MAHINDRA	<b>1'58.745</b>	8 12	1.456 0.069	<b>234.0</b>
25	95 Jules DANILO	FRA	Ongetta-Rivacold	HONDA	<b>1'58.763</b>	7 12	1.474 0.018	<b>235.0</b>
26	58 Juanfran GUEVARA	SPA	RBA Racing Team	KTM	<b>1'58.767</b>	8 12	1.478 0.004	<b>235.9</b>
27	10 Alexis MASBOU	FRA	Peugeot MC Saxoprint	PEUGEOT	<b>1'58.931</b>	12 12	1.642 0.164	<b>234.0</b>
28	17 John MCPHEE	GBR	Peugeot MC Saxoprint	PEUGEOT	<b>1'59.041</b>	8 13	1.752 0.110	<b>232.9</b>
29	6 Maria HERRERA	SPA	MH6 Team	KTM	<b>1'59.260</b>	12 12	1.971 0.219	<b>235.3</b>
30	43 Stefano VALTULINI	ITA	3570 Team Italia	MAHINDRA	<b>1'59.448</b>	4 13	2.159 0.188	<b>233.1</b>
31	7 Adam NORRODIN	MAL	Drive M7 SIC Racing Team	HONDA	<b>1'59.453</b>	15 15	2.164 0.005	<b>235.8</b>
32	3 Fabio SPIRANELLI	ITA	CIP-Unicom Starker	MAHINDRA	<b>2'00.482</b>	8 14	3.193 1.029	<b>233.8</b>
33	77 Lorenzo PETRARCA	ITA	3570 Team Italia	MAHINDRA	<b>2'00.570</b>	4 15	3.281 0.088	<b>235.9</b>

Practice condition: Dry

Air: 25°

Humidity: 40%

Ground: 43°

<b>Fastest Lap:</b>	Lap: 8	<b>Romano FENATI</b>	<b>1'57.289</b>	160.9 Km/h
<b>Circuit Record Lap:</b>	2015	<b>Brad BINDER</b>	<b>1'57.318</b>	160.9 Km/h
<b>Circuit Best Lap:</b>	2015	<b>Danny KENT</b>	<b>1'56.615</b>	161.9 Km/h

The results are provisional until the end of the limit for protest and appeals.

Time limit for protest expires 30' after publication of the results - Mr. .... Time: .....

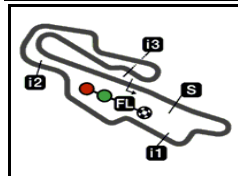
These data/results cannot be reproduced, stored and/or transmitted in whole or in part by any manner of electronic, mechanical, photocopying, recording, broadcasting or otherwise now known or herein after developed without the previous express consent by the copyright owner, except for reproduction in daily press and regular printed publications on sale to the public within 60 days of the event related to those data/results and always provided that copyright symbol appears together as follows below.

© DORNA, 2016

Official MotoGP Timing by TISSOT  
www.motogp.com

Mugello, Saturday, May 21, 2016





5245 m.

## GRAN PREMIO D'ITALIA TIM

## Qualifying

## Top Speed &amp; Average

21A



Rider	Nation	Motorcycle	Top 5 speeds					Average	Top
5 Romano FENATI	ITA	KTM	241.3	237.7	237.5	229.1	228.6	234.8	241.3
8 Nicolo BULEGA	ITA	KTM	241.0	237.4	235.9	235.4	233.4	236.6	241.0
41 Brad BINDER	RSA	KTM	239.3	236.2	236.0	230.2	230.0	234.3	239.3
36 Joan MIR	SPA	KTM	239.0	234.1	233.5	233.0	231.2	234.2	239.0
55 Andrea LOCATELLI	ITA	KTM	237.4	236.8	236.5	235.2	234.8	236.1	237.4
9 Jorge NAVARRO	SPA	HONDA	236.8	231.8	229.9	228.6	228.5	231.1	236.8
89 Khairul Idham PAWI	MAL	HONDA	236.3	235.7	235.5	234.9	231.7	234.8	236.3
44 Aron CANET	SPA	HONDA	236.2	231.2	229.8	229.3	228.6	231.0	236.2
98 Karel HANIKA	CZE	MAHINDRA	236.0	234.3	231.7	231.5	230.8	232.9	236.0
58 Juanfran GUEVARA	SPA	KTM	235.9	235.5	234.6	233.4	233.4	234.6	235.9
77 Lorenzo PETRARCA	ITA	MAHINDRA	235.9	230.5	229.1	228.3	226.8	230.1	235.9
7 Adam NORRODIN	MAL	HONDA	235.8	231.6	231.2	228.3	228.2	231.0	235.8
33 Enea BASTIANINI	ITA	HONDA	235.7	232.6	229.7	229.3	228.8	231.2	235.7
16 Andrea MIGNO	ITA	KTM	235.5	235.0	232.0	231.9	231.9	233.3	235.5
6 Maria HERRERA	SPA	KTM	235.3	234.8	234.6	234.5	232.5	234.3	235.3
95 Jules DANILO	FRA	HONDA	235.0	233.6	231.6	230.8	229.9	232.2	235.0
19 Gabriel RODRIGO	ARG	KTM	234.6	232.3	231.0	230.4	230.3	231.7	234.6
84 Jakub KORNFEIL	CZE	HONDA	234.5	231.6	231.4	230.0	229.8	231.5	234.5
4 Fabio DI GIANNANTONIO	ITA	HONDA	234.4	234.0	233.6	230.2	230.0	232.4	234.4
76 Hiroki ONO	JPN	HONDA	234.1	232.5	231.3	230.0	229.8	231.5	234.1
23 Niccolò ANTONELLI	ITA	HONDA	234.1	231.2	230.6	229.3	191.3	223.3	234.1
10 Alexis MASBOU	FRA	PEUGEOT	234.0	231.9	231.7	231.4	231.3	232.1	234.0
40 Darryn BINDER	RSA	MAHINDRA	234.0	233.6	233.3	232.1	230.3	232.7	234.0
3 Fabio SPIRANELLI	ITA	MAHINDRA	233.8	233.3	230.5	228.3	227.7	230.7	233.8
64 Bo BENDSNEYDER	NED	KTM	233.3	231.8	230.5	229.3	228.1	230.6	233.3
48 Lorenzo DALLA PORTA	ITA	KTM	233.2	232.7	231.6	231.4	231.3	232.0	233.2
43 Stefano VALTULINI	ITA	MAHINDRA	233.1	232.0	229.1	226.8	224.4	229.1	233.1
11 Livio LOI	BEL	HONDA	233.1	230.5	230.3	230.2	229.1	230.6	233.1
17 John MCPHEE	GBR	PEUGEOT	232.9	232.9	232.7	231.0	230.8	232.1	232.9
88 Jorge MARTIN	SPA	MAHINDRA	232.8	231.4	230.0	228.3	225.6	229.6	232.8
21 Francesco BAGNAIA	ITA	MAHINDRA	232.6	231.3	230.0	229.6	224.8	229.7	232.6
24 Tatsuki SUZUKI	JPN	MAHINDRA	231.5	230.7	228.3	226.9	225.3	228.5	231.5
20 Fabio QUARTARARO	FRA	KTM	228.8	228.6	227.0	225.8	224.2	226.9	228.8

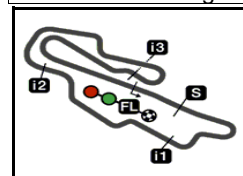
These data/results cannot be reproduced, stored and/or transmitted in whole or in part by any manner of electronic, mechanical, photocopying, recording, broadcasting or otherwise now known or herein after developed without the previous express consent by the copyright owner, except for reproduction in daily press and regular printed publications on sale to the public within 60 days of the event related to those data/results and always provided that copyright symbol appears together as follows below.

© DORNA, 2016

Official MotoGP Timing by TISSOT  
www.motogp.com

Mugello, Saturday, May 21, 2016





5245 m.

## GRAN PREMIO D'ITALIA TIM

## Qualifying

## Chronological Analysis of Performances

22A

\* Lap / Sector time cancelled

T1 Time from finish line to 1st intermediate

T3 Time from 2nd intermed. to 3rd intermed.

P Crossing the finish line in pit lane

T2 Time from 1st intermed. to 2nd intermed.

T4 Time from 3rd intermediate to finish line

Lap	Lap Time	T1	T2	T3	T4	Speed	Lap	Lap Time	T1	T2	T3	T4	Speed		
<b>1st</b>	<b>5</b>	<b>Romano FENATI</b> SKY Racing Team VR ITA						<b>4th</b>	<b>41</b>	<b>Brad BINDER</b> Red Bull KTM Ajo RSA					
		Runs=5	Total laps=11	Full laps=4					Runs=4	Total laps=13	Full laps=7				
1	5'00.894	P 2'54.983	28.105	40.470	57.336	124.1	1	4'40.160	2'52.322	27.172	48.314	32.352	136.2		
2	1'24.285	P 33.227				152.8	2	<b>1'59.952</b>	28.721	25.074	37.425	28.732	<b>239.3</b>		
3	2'14.757	44.676	24.761	37.033	28.287	131.0	3	<b>1'58.678</b>	28.592	24.389	37.100	28.597	236.2		
4	<b>1'57.794</b>	28.313	24.357	36.986	28.138	<b>241.3</b>	4	<b>1'58.690</b>	28.666	24.414	37.078	28.532	230.2		
5	9'09.071	P 28.347				237.7	5	6'53.754	P 28.681	24.785	37.454	5'22.834	227.9		
6	2'11.183	40.705	24.706	37.223	28.549	127.5	6	2'22.162	39.965	26.023	42.112	34.062	120.5		
7	<b>1'57.770</b>	28.518	<b>24.169</b>	36.899	28.184	229.1	7	<b>1'58.557</b>	28.730	24.405	36.976	28.446	227.1		
8	<b>1'57.289</b>	<b>28.097</b>	24.176	<b>36.855</b>	28.161	237.5	8	<b>2'03.631</b>	28.773	24.688	37.684	32.486	228.4		
9	11'18.312	P 29.609				222.4	9	<b>1'57.661</b>	<b>28.528</b>	<b>24.271</b>	<b>36.820</b>	<b>28.042</b>	230.0		
10	2'02.546	32.700	24.545	37.055	28.246	160.0	10	8'15.155	P 28.692				236.0		
11	<b>1'57.629</b>	28.486	24.172	36.889	<b>28.082</b>	228.6	11	2'55.618	P 52.298	27.072	39.518	56.730			
							12	2'04.279	32.089	24.779	37.826	29.585	162.0		
							13	<b>1'58.346</b>	28.686	24.316	36.913	28.431	224.8		
<b>2nd</b>	<b>16</b>	<b>Andrea MIGNO</b> SKY Racing Team VR ITA						<b>5th</b>	<b>9</b>	<b>Jorge NAVARRO</b> Estrella Galicia 0,0 SPA					
		Runs=4	Total laps=13	Full laps=7					Runs=4	Total laps=15	Full laps=8				
1	4'37.056	2'55.833	27.856	41.833	31.534	122.8	1	4'40.520	2'59.943	25.747	45.066	29.764			
2	<b>2'05.521</b>	29.055	24.682	38.094	33.690	228.0	2	<b>1'59.372</b>	28.695	24.832	37.442	28.403	<b>236.8</b>		
3	<b>1'59.326</b>	28.952	24.587	37.445	28.342	229.3	3	<b>2'06.317</b>	35.665	24.526	37.556	28.570	231.8		
4	<b>1'59.240</b>	28.568	24.644	37.492	28.536	<b>235.5</b>	4	<b>1'58.075</b>	28.553	24.214	<b>36.742</b>	28.566	228.5		
5	<b>1'58.854</b>	28.613	24.347	37.413	28.481	231.9	5	<b>1'57.956</b>	<b>28.449</b>	<b>24.196</b>	37.034	<b>28.277</b>	229.9		
6	7'02.578	P 32.957				225.6	6	5'28.012	P 28.852				228.6		
7	2'15.665	43.444	26.002	37.756	28.463	70.8	7	2'03.111	32.173	24.621	37.346	28.971	162.8		
8	<b>1'57.866</b>	28.464	24.235	<b>36.843</b>	28.324	231.8	8	<b>1'59.091</b>	28.778	24.394	37.220	28.699	222.5		
9	<b>1'58.224</b>	<b>28.428</b>	24.450	37.093	28.253	235.0	9	<b>1'58.743</b>	28.628	24.272	37.089	28.754	225.0		
10	8'26.951	P 28.629				231.9	10	<b>1'58.867</b>	28.634	24.386	37.017	28.830	224.6		
11	2'50.298	P 45.467	26.278	41.154	57.399	96.8	11	<b>1'59.155</b>	28.659	24.386	37.271	28.839	225.4		
12	2'02.497	32.579	24.594	37.161	28.163	159.5	12	6'31.054	P 29.066				223.6		
13	<b>1'57.586</b>	28.490	<b>24.119</b>	36.913	<b>28.064</b>	232.0	13	2'05.806	32.430	24.977	38.106	30.293	160.2		
							14	1'21.170	P 28.765				226.6		
							15	2'01.441			37.160	28.680	163.8		
<b>3rd</b>	<b>89</b>	<b>Khairul Idham PAWI</b> Honda Team Asia MAL						<b>6th</b>	<b>33</b>	<b>Enea BASTIANINI</b> Gresini Racing Moto3 ITA					
		Runs=4	Total laps=13	Full laps=7					Runs=3	Total laps=12	Full laps=7				
1	4'40.061	2'52.498	30.204	41.602	35.757		1	3'58.120	2'14.995	29.179	42.200	31.746	101.2		
2	<b>2'01.296</b>	29.092	25.045	37.782	29.377	<b>236.3</b>	2	<b>1'59.244</b>	28.660	24.386	37.387	28.811	232.6		
3	<b>1'59.018</b>	28.863	24.564	37.135	28.456	235.5	3	<b>1'58.440</b>	28.742	24.434	<b>36.951</b>	28.313	229.3		
4	<b>1'58.867</b>	28.591	24.504	37.308	28.464	235.7	4	9'47.682	P 33.735				229.7		
5	7'32.524	P <b>28.476</b>	24.590	37.643	6'01.815	234.9	5	2'07.881	34.033	24.929	38.240	30.679	160.0		
6	2'08.701	32.011	24.754	42.823	29.113	164.7	6	<b>1'58.780</b>	28.678	24.243	37.096	28.763	228.8		
7	<b>1'58.898</b>	28.795	24.500	37.067	28.536	226.7	7	<b>2'04.904</b>	33.071	24.668	37.615	29.550	224.0		
8	<b>1'58.484</b>	28.761	24.312	36.842	28.569	229.0	8	<b>1'57.994</b>	<b>28.380</b>	24.329	36.982	<b>28.303</b>	<b>235.7</b>		
9	<b>1'58.782</b>	28.647	24.524	36.958	28.653	227.2	9	8'21.195	P 29.868				223.8		
10	7'54.295	P 29.712				225.0	10	2'27.739	48.504	27.151	40.495	31.589			
11	2'56.288	P 53.421	26.162	41.142	55.563										
12	2'03.009	31.022	24.683	37.444	29.860	167.6									
13	<b>1'57.605</b>	28.512	<b>24.218</b>	<b>36.819</b>	<b>28.056</b>	231.7									

**Fastest Lap:** Romano FENATI SKY Racing Team VR ITA **1'57.289** 28.097 24.176 36.855 28.161

These data/results cannot be reproduced, stored and/or transmitted in whole or in part by any manner of electronic, mechanical, photocopying, recording, broadcasting or otherwise now known or herein after developed without the previous express consent by the copyright owner, except for reproduction in daily press and regular printed publications on sale to the public within 60 days of the event related to those data/results and always provided that copyright symbol appears together as follows below.  
© DORNA, 2016

# Qualifying

# Moto3

Lap	Lap Time	T1	T2	T3	T4	Speed	Lap	Lap Time	T1	T2	T3	T4	Speed		
<b>7th 8</b> <b>Nicolo BULEGA</b> SKY Racing Team VR ITA															
		Runs=4		Total laps=12		Full laps=6									
1	4'41.082	2'53.717	27.762	47.630	31.973	132.4	4	<b>1'58.525</b>	28.808	24.345	<b>37.122</b>	28.250	234.1		
2	<b>1'59.639</b>	28.761	24.737	37.590	28.551	235.9	5	7'56.378 P	28.780				230.9		
3	<b>1'58.487</b>	28.631	24.468	36.954	28.434	235.4	6	3'12.352	44.370	43.431	1'07.708	36.843	95.4		
4	<b>1'58.734</b>	28.540	24.353	37.345	28.496	<b>241.0</b>	7	<b>2'09.367</b>	31.341	25.941	39.739	32.346	222.2		
5	9'07.001 P	28.696				237.4	8	<b>1'59.083</b>	28.747	24.538	37.382	28.416	230.1		
6	2'15.174	44.428	24.787	37.253	28.706	109.9	9	7'29.256 P	<b>28.450</b>				233.5		
7	<b>1'58.013</b>	<b>28.441</b>	24.298	<b>36.875</b>	28.399	230.9	10	28.427 P							
8	<b>1'58.141</b>	28.492	24.355	36.896	28.398	228.0	11	3'13.542 P	1'08.562	27.297	39.491	58.192	93.4		
9	8'18.817 P	28.479				229.4	12	2'02.936	31.447	24.706	37.441	29.342	165.3		
10	2'51.093 P	48.596	26.242	40.007	56.248		13	<b>1'58.151</b>	28.693	<b>24.199</b>	37.149	<b>28.110</b>	233.0		
11	2'02.670	31.618	24.424	37.241	29.387	166.0	<b>11th 76</b> <b>Hiroki ONO</b> Honda Team Asia JPN								
12	<b>1'58.270</b>	28.859	<b>24.280</b>	37.050	<b>28.081</b>	233.4			Runs=5		Total laps=15		Full laps=8		
<b>8th 21</b> <b>Francesco BAGNAI</b> ASPAR Mahindra Tea ITA															
		Runs=5		Total laps=13		Full laps=6									
1	4'16.662 P	2'09.874	28.312	43.428	55.048	126.4	1	4'17.538 P	2'00.657	38.870	44.745	53.266			
2	2'06.010	32.012	24.819	39.381	29.798	156.5	2	2'06.323	32.351	24.948	39.709	29.315	161.2		
3	<b>1'58.614</b>	28.490	24.259	36.992	28.873	<b>232.6</b>	3	<b>1'59.259</b>	28.949	24.486	37.289	28.535	229.5		
4	<b>1'58.825</b>	28.723	24.228	36.972	28.902	224.8	4	<b>1'58.537</b>	28.737	24.237	37.065	28.498	230.0		
5	6'13.730 P	29.409				213.1	5	5'19.885 P	28.988				229.8		
6	2'08.165	36.448	24.792	37.721	29.204	122.0	6	2'06.315	34.089	25.397	37.998	28.831	154.9		
7	<b>1'58.049</b>	<b>28.338</b>	<b>24.142</b>	36.900	28.669	231.3	7	<b>2'04.417</b>	28.907	24.294	37.213	34.003	222.4		
8	<b>2'03.815</b>	32.518	24.700	37.535	29.062	223.6	8	<b>1'58.304</b>	28.707	24.257	37.065	28.275	227.5		
9	<b>1'58.416</b>	28.417	24.242	36.961	28.796	229.6	9	<b>2'04.314</b>	30.924	24.463	38.341	30.586	231.3		
10	9'34.408 P	29.749				223.6	10	<b>1'58.208</b>	28.713	24.265	37.127	<b>28.103</b>	228.3		
11	2'51.180 P	45.799	26.426	40.285	58.670	76.4	11	6'27.157 P	29.737				232.5		
12	2'03.105 *	33.261	24.346	36.991	28.507*	156.4	12	1'40.171 P	35.057				158.9		
13	<b>1'57.529 *</b>	28.525	24.049*	<b>36.684</b>	<b>28.271</b>	230.0	13	2'26.847	44.397	31.379	38.947	32.124	135.4		
<b>9th 44</b> <b>Aron CANET</b> Estrella Galicia 0,0 SPA							<b>12th 4</b> <b>Fabio DI GIANNANT</b> Gresini Racing Moto3 ITA								
		Runs=4		Total laps=14		Full laps=8				Runs=3		Total laps=13		Full laps=8	
1	4'35.315	2'53.078	28.029	43.688	30.520		1	4'38.317	2'53.383	27.472	45.287	32.175			
2	<b>1'59.816</b>	29.139	24.518	37.204	28.955	221.1	2	<b>1'59.457</b>	28.662	24.640	37.353	28.802	230.0		
3	<b>2'07.431</b>	36.950	24.507	37.428	28.546	222.9	3	<b>1'59.591</b>	28.677	24.579	37.372	28.963	229.0		
4	<b>1'58.765</b>	28.620	24.326	37.456	28.363	229.8	4	<b>2'00.171</b>	28.717	24.785	37.710	28.959	225.0		
5	<b>1'58.775</b>	<b>28.594</b>	24.356	37.409	28.416	<b>236.2</b>	5	6'54.056 P	28.960				229.5		
6	4'56.580 P	28.669				231.2	6	2'21.924	39.758	25.963	40.844	35.359	121.2		
7	2'17.618	35.030	26.024	42.751	33.813	162.8	7	<b>1'58.534</b>	28.706	24.423	<b>36.985</b>	28.420	228.2		
8	<b>1'58.896</b>	28.956	24.392	37.112	28.436	226.1	8	<b>2'01.015</b>	28.771	24.678	37.711	29.855	234.0		
9	<b>1'59.610</b>	28.761	<b>24.191</b>	37.506	29.152	228.6	9	<b>1'58.898</b>	<b>28.365</b>	24.504	37.167	28.862	233.6		
10	<b>1'59.141</b>	29.158	24.613	36.979	28.391	221.2	10	8'48.184 P	31.683				220.1		
11	8'16.941 P	29.545				217.0	11	2'06.130	32.661	24.998	38.096	30.375	157.5		
12	2'57.432 P	53.339	27.890	40.400	55.803		12	<b>2'04.663</b>	28.644	26.722	40.208	29.089	230.2		
13	2'03.217	31.734	24.715	37.343	29.425	165.6	13	<b>1'58.228</b>	28.504	<b>24.192</b>	37.194	<b>28.338</b>	<b>234.4</b>		
14	<b>1'58.123</b>	28.763	24.238	<b>36.944</b>	<b>28.178</b>	229.3	<b>13th 64</b> <b>Bo BENDSNEYDER</b> Red Bull KTM Ajo NED								
		Runs=4		Total laps=13		Full laps=7									
1	4'37.777	2'55.931	27.417	41.515	32.914	128.5	1	4'37.777	2'55.931	27.417	41.515	32.914	128.5		
2	<b>2'04.883</b>	32.570	25.055	38.051	29.207	228.1	2	<b>2'04.883</b>	32.570	25.055	38.051	29.207	228.1		
3	<b>2'00.311</b>	28.740	24.505	37.903	29.163	<b>233.3</b>	3	<b>2'00.311</b>	28.740	24.505	37.903	29.163	<b>233.3</b>		
4	<b>1'59.273</b>	28.743	24.550	37.385	28.595	231.8	4	<b>1'59.273</b>	28.743	24.550	37.385	28.595	231.8		
5	<b>1'59.569</b>	28.735	24.491	37.656	28.687	230.5	5	<b>1'59.569</b>	28.735	24.491	37.656	28.687	230.5		
6	6'55.684 P	29.085				225.1	6	6'55.684 P	29.085				225.1		
7	2'22.263	51.315	24.686	37.530	28.732		7	2'22.263	51.315	24.686	37.530	28.732			
8	<b>1'58.732</b>	<b>28.694</b>	24.592	37.100	28.346	225.0	8	<b>1'58.732</b>	<b>28.694</b>	24.592	37.100	28.346	225.0		
9	<b>1'58.845</b>	28.716	24.399	37.210	28.520	229.3	9	<b>1'58.845</b>	28.716	24.399	37.210	28.520	229.3		

**Fastest Lap:** Romano FENATI SKY Racing Team VR ITA **1'57.289** 28.097 24.176 36.855 28.161

These data/results cannot be reproduced, stored and/or transmitted in whole or in part by any manner of electronic, mechanical, photocopying, recording, broadcasting or otherwise now known or herein after developed without the previous express consent by the copyright owner, except for reproduction in daily press and regular printed publications on sale to the public within 60 days of the event related to those data/results and always provided that copyright symbol appears together as follows below.  
© DORNA, 2016



# Qualifying

# Moto3

Lap	Lap Time	T1	T2	T3	T4	Speed	Lap	Lap Time	T1	T2	T3	T4	Speed	
10	8'11.869	P	28.877			226.8	<b>17th</b>	<b>55</b>	<b>Andrea LOCATELLI</b> Leopard Racing ITA					
11	2'53.811	P	51.794	27.073	40.277	54.667			Runs=3	Total laps=14	Full laps=9			
12	2'05.550		31.531	25.766	38.196	30.057	160.7	1	4'40.120	2'52.228	27.909	46.304	33.679	
13	<b>1'58.305</b>		28.869	<b>24.165</b>	<b>37.062</b>	<b>28.209</b>	227.6	2	<b>2'00.306</b>	28.872	25.057	37.720	28.657	236.5
<b>14th</b>	<b>48</b>	<b>Lorenzo DALLA PO</b> Schedl GP Racing ITA					3	<b>1'59.366</b>	28.842	24.679	37.380	28.465	<b>237.4</b>	
		Runs=4	Total laps=15	Full laps=9			4	<b>1'59.131</b>	28.653	24.470	37.557	28.451	235.2	
1	4'00.533	2'13.007	29.334	47.882	30.310		5	<b>1'59.475</b>	28.668	24.609	37.583	28.615	231.8	
2	<b>1'58.862</b>	28.645	24.347	37.455	28.415	231.3	6	5'35.422	P	30.124			223.0	
3	<b>1'58.631</b>	28.661	24.269	37.387	28.314	231.6	7	2'07.275	32.550	24.897	40.316	29.512	164.7	
4	<b>1'58.843</b>	28.591	24.315	37.456	28.481	232.7	8	<b>1'58.460</b>	28.715	<b>24.264</b>	<b>37.255</b>	<b>28.226</b>	229.7	
5	<b>1'59.287</b>	28.655	24.554	37.468	28.610	230.5	9	<b>1'58.426</b>	<b>28.518</b>	24.294	37.346	28.268	236.8	
6	4'45.044	P	29.306			228.7	10	<b>1'59.460</b>	28.867	24.493	37.473	28.627	230.8	
7	2'02.995	32.524	24.648	37.455	28.368	157.8	11	7'26.913	P	29.826			224.3	
8	<b>1'58.343</b>	28.622	24.340	37.070	28.311	229.2	12	2'42.955	1'01.407	30.764	38.959	31.825	104.9	
9	<b>1'58.489</b>	28.547	24.354	37.183	28.405	231.4	13	<b>2'03.105</b>	28.726	24.601	39.906	29.872	234.8	
10	<b>2'02.623</b>	32.979	<b>24.217</b>	37.130	28.297	228.7	14	<b>1'59.435</b>	28.673	24.347	37.947	28.468	227.6	
11	<b>1'58.469</b>	<b>28.442</b>	24.307	37.146	28.574	<b>233.2</b>	<b>18th</b>	<b>20</b>	<b>Fabio QUARTARAR</b> Leopard Racing FRA					
12	6'49.779	P	29.213			229.1			Runs=6	Total laps=17	Full laps=9			
13	3'32.685	P	1'27.778	28.811	39.388	56.708	1	3'20.868	P	2'27.841			159.1	
14	2'03.689	31.734	24.798	37.718	29.439	164.6	2	2'06.137	32.567	25.648	38.609	29.313	156.1	
15	<b>1'58.346</b>	28.833	24.314	<b>36.919</b>	<b>28.280</b>	225.0	3	<b>1'59.912</b>	28.954	24.665	37.401	28.892	223.1	
<b>15th</b>	<b>88</b>	<b>Jorge MARTIN</b> ASPAR Mahindra Tea SPA					4	<b>1'59.481</b>	28.847	24.461	37.333	28.840	223.2	
		Runs=4	Total laps=12	Full laps=5			5	<b>1'59.815</b>	28.960	24.505	37.448	28.902	224.1	
1	3'57.396	2'10.026	28.718	46.339	32.313	107.5	6	6'46.631	P	30.131			224.2	
2	<b>1'59.948</b>	28.960	24.597	37.455	28.936	228.3	7	2'05.511	32.510	24.807	39.382	28.812	164.0	
3	<b>1'58.671</b>	28.885	24.428	<b>37.039</b>	28.319	225.6	8	<b>1'58.798</b>	28.614	<b>24.304</b>	37.220	28.660	227.0	
4	8'36.324	P	29.074	27.202	39.341	7'00.707	9	<b>1'58.832</b>	28.672	24.354	37.171	28.635	224.0	
5	2'09.347	36.975	25.254	38.089	29.029	127.5	10	<b>2'05.162</b>	33.205	24.967	37.918	29.072	224.0	
6	<b>1'59.063</b>	29.224	24.404	37.164	<b>28.271</b>	218.2	11	<b>1'58.666</b>	28.563	24.318	<b>37.149</b>	28.636	<b>228.8</b>	
7	<b>2'03.321</b>	31.076	24.964	37.589	29.692	230.0	12	5'05.539	P	28.698			225.8	
8	<b>1'58.344</b>	<b>28.572</b>	<b>24.292</b>	37.074	28.406	<b>232.8</b>	13	17.726	P					
9	9'17.130	P	29.046			224.4	14	9.534	P					
10	2'42.636	1'03.584	25.914	39.917	33.221		15	2'33.412	51.622	28.941	41.618	31.231	104.3	
11	1'25.122	P	31.480			223.9	16	<b>2'03.672</b>	28.835	24.365	41.084	29.388	222.0	
12	2'01.513			37.358	28.538	162.9	17	<b>1'58.486</b>	<b>28.488</b>	24.308	37.210	<b>28.480</b>	228.6	
<b>16th</b>	<b>84</b>	<b>Jakub KORNFEIL</b> Drive M7 SIC Racing CZE					<b>19th</b>	<b>98</b>	<b>Karel HANIKA</b> Platinum Bay Real Es CZE					
		Runs=3	Total laps=15	Full laps=10					Runs=3	Total laps=14	Full laps=9			
1	3'54.983	1'58.347	43.480	39.978	33.178	110.8	1	3'59.068	2'12.890	29.757	45.417	31.004		
2	<b>2'00.511</b>	29.308	24.802	37.584	28.817	228.5	2	<b>2'00.962</b>	28.872	24.889	38.537	28.664	230.8	
3	<b>2'00.014</b>	28.913	24.808	37.635	28.658	225.1	3	<b>1'58.880</b>	28.607	24.451	37.149	28.673	<b>236.0</b>	
4	<b>2'05.966</b>	34.452	25.234	37.838	28.442	225.7	4	<b>1'58.494</b>	<b>28.470</b>	24.244	37.243	28.537	231.5	
5	<b>1'59.440</b>	28.611	24.650	37.473	28.706	231.6	5	8'13.382	P	32.720			234.3	
6	6'11.335	P	32.082			210.4	6	2'10.609	34.188	24.934	41.400	30.087	151.8	
7	2'08.905	32.551	24.983	42.124	29.247	161.2	7	<b>1'59.572</b>	28.711	24.753	37.413	28.695	231.7	
8	<b>1'59.322</b>	28.844	24.644	37.464	28.370	231.4	8	<b>1'59.832</b>	28.964	24.513	37.366	28.989	226.4	
9	<b>1'58.838</b>	28.675	24.482	37.252	28.429	230.0	9	<b>2'00.359</b>	28.853	24.441	37.674	29.391	223.6	
10	<b>1'58.375</b>	28.540	<b>24.422</b>	<b>37.173</b>	28.240	229.8	10	<b>1'59.069</b>	28.793	24.373	<b>37.140</b>	28.763	228.2	
11	<b>1'59.729</b>	<b>28.527</b>	24.680	37.621	28.901	<b>234.5</b>	11	5'41.476	P	31.172			224.8	
12	5'43.773	P	30.198			217.6	12	2'40.874	1'02.131	26.653	40.824	31.266		
13	2'41.044	1'02.830	26.303	40.887	31.024		13	<b>2'08.059</b>	34.021	26.575	38.480	28.983	229.3	
14	<b>2'07.659</b>	34.894	25.448	38.190	29.127	227.8	14	<b>1'58.958</b>	28.969	<b>24.195</b>	37.397	<b>28.397</b>	229.3	
15	<b>1'59.356</b>	28.991	24.547	37.608	<b>28.210</b>	221.8								

**Fastest Lap:** Romano FENATI SKY Racing Team VR ITA **1'57.289** 28.097 24.176 36.855 28.161

These data/results cannot be reproduced, stored and/or transmitted in whole or in part by any manner of electronic, mechanical, photocopying, recording, broadcasting or otherwise now known or herein after developed without the previous express consent by the copyright owner, except for reproduction in daily press and regular printed publications on sale to the public within 60 days of the event related to those data/results and always provided that copyright symbol appears together as follows below.  
© DORNA, 2016

# Qualifying

# Moto3

Lap	Lap Time	T1	T2	T3	T4	Speed	Lap	Lap Time	T1	T2	T3	T4	Speed	
<b>20th</b>	<b>24</b>	<b>Tatsuki SUZUKI</b> CIP-Unicom Starker JPN						<b>14</b>	<b>1'58.676</b>	28.877	24.350	37.224	28.225	220.7
		Runs=5	Total laps=14	Full laps=7										
1	3'54.811	2'00.663	36.028	44.484	33.636									
2	<b>2'01.412</b>	29.952	24.754	37.820	28.886	215.5								
3	<b>1'59.574</b>	28.993	24.506	37.483	28.592	230.7								
4	<b>2'01.465</b>	29.225	25.040	38.596	28.604	226.9								
5	8'35.830	P 30.073				231.5								
6	2'21.756	41.147	25.838	42.280	32.491	98.4								
7	<b>2'06.819</b>	32.244	25.806	38.807	29.962	221.6								
8	<b>2'02.655</b>	29.239	24.569	39.135	29.712	223.1								
9	<b>1'59.280</b>	28.901	24.354	37.392	28.633	228.3								
10	6'19.230	P 29.378				225.3								
11	1'50.751	P 56.164												
12	1'48.462	P 49.201				79.9								
13	2'06.240	34.009	24.958	38.068	29.205	146.3								
14	<b>1'58.520</b>	28.998	24.214	37.013	28.295	223.8								
<b>24th</b>	<b>40</b>	<b>Darryn BINDER</b> Platinum Bay Real Es RSA												
		Runs=4	Total laps=12	Full laps=6										
1	4'17.314	P 2'04.763	35.555	43.013	53.983									
2	2'05.167	32.944	24.845	38.264	29.114	150.9								
3	<b>1'59.857</b>	29.042	24.498	37.381	28.936	226.7								
4	<b>1'59.852</b>	28.888	24.468	37.775	28.721	229.7								
5	7'37.005	P 28.748				233.3								
6	2'19.402	46.412	25.018	39.231	28.741									
7	<b>1'58.957</b>	28.731	24.439	37.249	28.538	234.0								
8	<b>1'58.745</b>	28.669	24.400	37.233	28.443	232.1								
9	9'31.717	P 29.198				233.6								
10	2'38.508	54.518	29.382	42.329	32.279									
11	<b>2'00.177</b>	* 29.241	24.612*	37.766	28.558	227.0								
12	<b>1'59.493</b>	28.707	24.471	37.485	28.830	230.3								
<b>21st</b>	<b>19</b>	<b>Gabriel RODRIGO</b> RBA Racing Team ARG												
		Runs=3	Total laps=12	Full laps=7										
1	4'39.695	2'53.336	26.935	45.665	33.759									
2	<b>2'00.509</b>	29.029	25.075	37.786	28.619	229.7								
3	<b>1'58.577</b>	28.652	24.496	37.098	28.331	234.6								
4	<b>1'58.743</b>	28.818	24.446	37.044	28.435	230.3								
5	8'09.091	P 28.894				228.5								
6	2'15.866	36.317	26.990	42.324	30.235	120.8								
7	<b>1'59.630</b>	28.683	24.756	37.403	28.788	230.4								
8	<b>1'59.746</b>	28.653	24.616	37.539	28.938	231.0								
9	9'01.148	P 29.267				224.6								
10	2'44.300	1'00.970	27.118	42.119	34.093									
11	<b>2'08.860</b>	28.522	30.105	39.409	30.824	232.3								
12	<b>1'59.074</b>	28.885	24.458	37.367	28.364	226.1								
<b>25th</b>	<b>95</b>	<b>Jules DANILO</b> Ongetta-Rivacold FRA												
		Runs=3	Total laps=12	Full laps=7										
1	3'56.469	2'15.350	29.105	42.215	29.799									
2	<b>2'04.090</b>	28.889	25.102	41.171	28.928	226.3								
3	<b>1'59.241</b>	28.684	24.510	37.322	28.725	235.0								
4	<b>1'59.463</b>	28.632	24.682	37.474	28.675	233.6								
5	7'38.546	P 29.153				229.9								
6	2'17.228	35.181	25.700	42.241	34.106	164.7								
7	<b>1'58.763</b>	28.691	24.228	37.261	28.583	227.9								
8	<b>1'58.959</b>	28.540	24.280	37.265	28.874	230.8								
9	10'22.737	P 28.895				224.0								
10	2'27.102	51.546	25.381	40.822	29.353									
11	<b>2'10.275</b>	34.999	27.355	38.846	29.075	231.6								
12	<b>1'58.803</b>	28.751	24.237	37.139	28.676	225.9								
<b>22nd</b>	<b>23</b>	<b>Niccolò ANTONELL</b> Ongetta-Rivacold ITA												
		Runs=1	Total laps=6	Full laps=4										
1	4'00.312	2'12.887	29.346	47.403	30.676									
2	<b>1'59.094</b>	28.756	24.328	37.469	28.541	230.6								
3	<b>1'58.606</b>	28.534	24.294	37.245	28.533	231.2								
4	<b>1'58.916</b>	28.483	24.327	37.465	28.641	229.3								
5	<b>2'06.306</b>	34.040	24.773	38.248	29.245	191.3								
	unfinished	28.347	24.383	37.348		234.1								
<b>26th</b>	<b>58</b>	<b>Juanfran GUEVARA</b> RBA Racing Team SPA												
		Runs=3	Total laps=12	Full laps=7										
1	4'39.706	2'51.684	28.342	41.807	37.873									
2	<b>2'00.141</b>	28.897	25.057	37.579	28.608	231.7								
3	<b>1'58.927</b>	28.786	24.571	37.151	28.419	232.3								
4	<b>1'59.332</b>	29.156	24.551	37.304	28.321	230.8								
5	8'07.323	P 28.621	24.858	37.508	6'36.336	235.5								
6	2'13.367	37.088	26.960	39.554	29.765	117.1								
7	<b>2'04.530</b>	29.275	28.528	38.247	28.480	225.5								
8	<b>1'58.767</b>	28.474	24.398	37.526	28.369	235.9								
9	9'02.956	P 28.789	25.079	38.241	7'30.847	233.4								
10	2'41.714	58.719	27.068	42.221	33.706									
11	<b>2'09.554</b>	28.465	30.285	39.627	31.177	234.6								
12	<b>1'58.818</b>	28.563	24.442	37.395	28.418	233.4								
<b>27th</b>	<b>10</b>	<b>Alexis MASBOU</b> Peugeot MC Saxoprin FRA												
		Runs=3	Total laps=12	Full laps=7										
1	3'59.059	2'06.202	34.114	47.451	31.292									
2	<b>2'00.800</b>	29.168	24.733	38.264	28.635	231.9								
3	<b>2'00.092</b>	29.698	24.414	37.343	28.637	231.4								
4	<b>1'59.383</b>	28.674	24.579	37.595	28.535	234.0								
5	<b>2'03.751</b>	29.115	24.801	39.810	30.025	231.7								
6	8'31.450	P 28.974	24.646	37.503	7'00.327	227.7								
7	2'10.352	38.639	25.280	37.784	28.649	109.5								

**Fastest Lap:** Romano FENATI SKY Racing Team VR ITA **1'57.289** 28.097 24.176 36.855 28.161

These data/results cannot be reproduced, stored and/or transmitted in whole or in part by any manner of electronic, mechanical, photocopying, recording, broadcasting or otherwise now known or herein after developed without the previous express consent by the copyright owner, except for reproduction in daily press and regular printed publications on sale to the public within 60 days of the event related to those data/results and always provided that copyright symbol appears together as follows below.  
© DORNA, 2016

Official MotoGP Timing by TISSOT  
www.motogp.com

Mugello, Saturday, May 21, 2016

Page 4 of 5



# Qualifying

# Moto3

Lap	Lap Time	T1	T2	T3	T4	Speed	Lap	Lap Time	T1	T2	T3	T4	Speed
8	<b>1'59.004</b>	28.744	24.467	37.445	<b>28.348</b>	230.0	1	4'36.071	2'52.775	29.896	42.264	31.136	
9	8'45.415 P	28.681				231.3	2	<b>2'01.729</b>	29.446	25.037	38.138	29.108	225.1
10	3'13.934	1'30.424	27.692	38.265	37.553		3	<b>2'01.055</b>	29.181	24.875	37.948	29.051	226.4
11	<b>2'08.683</b>	29.482	31.667	38.716	28.818	228.5	4	<b>2'00.474</b>	29.337	24.689	37.821	28.627	228.2
12	<b>1'58.931</b>	28.791	24.422	<b>37.246</b>	28.472	226.4	5	<b>1'59.644</b>	<b>28.713</b>	24.598	37.494	28.839	<b>235.8</b>
<b>28th 17 John MCPHEE</b> Peugeot MC Saxoprin GBR Runs=4 Total laps=13 Full laps=7							6	5'32.059 P	33.494				224.9
1	4'37.160	2'51.623	29.057	45.340	31.140	74.5	7	2'07.238	33.355	25.291	38.635	29.957	158.9
2	<b>2'04.637</b>	29.580	25.108	41.112	28.837	230.8	8	<b>1'59.879</b>	29.259	24.516	37.484	28.620	221.0
3	<b>1'59.773</b>	28.972	24.652	37.531	28.618	232.7	9	<b>1'59.834</b>	28.785	24.577	37.644	28.828	228.3
4	<b>1'59.926</b>	28.841	24.619	37.809	28.657	<b>232.9</b>	10	<b>1'59.558</b>	29.076	24.523	<b>37.447</b>	28.512	226.7
5	<b>2'00.764</b>	28.853	24.603	38.577	28.731	232.9	11	<b>1'59.905</b>	29.058	24.563	37.587	28.697	227.9
6	6'03.006 P	29.083				227.8	12	5'09.367 P	30.906				223.8
7	2'17.838	38.532	26.700	42.031	30.575	117.7	13	2'59.868	1'16.871	28.435	40.941	33.621	
8	<b>1'59.041</b>	28.925	<b>24.452</b>	<b>37.235</b>	<b>28.429</b>	228.8	14	<b>2'00.084</b>	29.198	24.705	37.753	<b>28.428</b>	231.2
9	<b>2'00.276</b>	28.951	24.489	38.057	28.779	230.2	15	<b>1'59.453</b>	28.806	<b>24.458</b>	37.529	28.660	231.6
10	9'07.306 P	28.882				229.9	<b>32nd 3 Fabio SPIRANELLI</b> CIP-Unicom Starker ITA Runs=4 Total laps=14 Full laps=8						
11	2'57.217 P	51.763	27.713	40.412	57.329		1	3'54.662	1'57.608	36.828	46.879	33.347	
12	2'04.737	32.212	25.121	38.897	28.507	163.8	2	<b>2'03.139</b>	30.069	25.364	38.203	29.503	220.4
13	<b>1'59.463</b>	<b>28.691</b>	24.532	37.508	28.732	231.0	3	<b>2'01.393</b>	29.265	25.108	37.992	29.028	<b>233.8</b>
<b>29th 6 Maria HERRERA</b> MH6 Team SPA Runs=3 Total laps=12 Full laps=7							4	<b>2'00.745</b>	28.990	25.076	37.893	28.786	233.3
1	4'40.859	2'56.140	27.673	43.851	33.195	70.2	5	<b>2'01.393</b>	<b>28.969</b>	25.194	37.985	29.245	230.5
2	<b>2'00.489</b>	29.165	24.941	37.563	28.820	234.6	6	6'13.241 P	30.162	25.302	37.811	4'39.966	220.6
3	<b>1'59.612</b>	28.976	24.604	<b>37.294</b>	28.738	234.5	7	2'05.956	32.150	25.195	39.130	29.481	160.7
4	<b>1'59.419</b>	28.717	24.614	37.388	28.700	234.8	8	<b>2'00.482</b>	29.233	24.991	<b>37.658</b>	<b>28.600</b>	227.7
5	8'10.503 P	28.757	24.690	42.747	6'34.309	232.1	9	<b>2'00.648</b>	29.172	<b>24.660</b>	37.772	29.044	228.3
6	2'11.543	33.940	25.776	41.408	30.419	156.7	10	<b>2'01.406</b>	29.199	24.974	37.985	29.248	226.5
7	<b>2'00.568</b>	28.973	24.598	37.542	29.455	224.6	11	6'48.807 P	30.429				224.6
8	<b>1'59.591</b>	28.712	24.727	37.690	28.462	231.2	12	3'19.093 P	1'08.724	36.771	43.343	50.255	
9	8'23.269 P	28.810				<b>235.3</b>	13	2'04.556	32.325	25.078	37.962	29.191	157.2
10	3'01.929	1'19.147	31.615	39.064	32.103		14	<b>2'00.932</b>	29.222	24.832	37.765	29.113	219.8
11	<b>2'01.380</b>	<b>28.598</b>	24.318	39.285	29.179	232.5	<b>33rd 77 Lorenzo PETRARC</b> 3570 Team Italia ITA Runs=4 Total laps=15 Full laps=9						
12	<b>1'59.260</b>	29.223	<b>24.192</b>	37.425	<b>28.420</b>	222.1	1	3'54.094	1'56.328	40.371	44.293	33.102	
<b>30th 43 Stefano VALTULINI</b> 3570 Team Italia ITA Runs=4 Total laps=14 Full laps=7							2	<b>2'03.153</b>	30.406	25.175	38.205	29.367	220.4
1	3'51.670	2'00.584	33.779	44.413	32.894		3	<b>2'01.660</b>	29.602	24.988	38.106	<b>28.964</b>	226.8
2	<b>2'05.030</b>	31.727	25.781	38.327	29.195	215.0	4	<b>2'00.570</b>	<b>28.931</b>	<b>24.671</b>	37.912	29.056	230.5
3	<b>2'01.450</b>	29.376	24.867	37.878	29.329	224.1	5	6'46.188 P	29.086				<b>235.9</b>
4	<b>1'59.448</b>	28.978	24.389	37.656	<b>28.425</b>	229.1	6	2'08.716	33.809	25.687	39.346	29.874	161.7
5	<b>2'03.739</b>	29.429	25.512	39.201	29.597	<b>233.1</b>	7	<b>2'04.755</b>	29.760	25.898	39.431	29.666	217.6
6	5'33.444 P	31.657	24.893	37.919	3'58.975	221.1	8	<b>2'03.192</b>	29.176	25.522	38.835	29.659	224.3
7	2'16.218	37.047	25.993	40.045	33.133	144.0	9	<b>2'00.643</b>	29.069	24.691	37.895	28.988	228.3
8	<b>2'01.082</b>	29.662	24.719	37.473	29.228	213.7	10	<b>2'01.035</b>	29.114	24.928	37.820	29.173	229.1
9	<b>2'00.809</b>	<b>28.972</b>	24.541	37.948	29.348	232.0	11	5'59.465 P	29.517				225.7
10	<b>2'00.162</b>	29.002	24.799	<b>37.401</b>	28.960	224.4	12	2'20.333 P	1'15.094				
11	7'16.554 P	29.231				226.8	13	2'15.873	36.924	30.242	39.243	29.464	143.8
12	3'09.460 P	1'09.297	28.195	39.079	52.889		14	<b>2'01.642</b>	29.465	24.901	37.869	29.407	218.0
13	2'10.615	38.345	25.100	38.169	29.001	86.7	15	<b>2'01.192</b>	29.388	24.835	<b>37.819</b>	29.150	217.1
unfinished		28.984	<b>24.209</b>			224.0	<b>31st 7 Adam NORRODIN</b> Drive M7 SIC Racing MAL Runs=3 Total laps=15 Full laps=10						

**Fastest Lap:** Romano FENATI SKY Racing Team VR ITA **1'57.289** 28.097 24.176 36.855 28.161

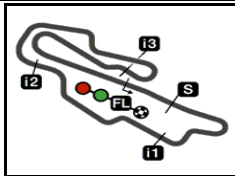
These data/results cannot be reproduced, stored and/or transmitted in whole or in part by any manner of electronic, mechanical, photocopying, recording, broadcasting or otherwise now known or herein after developed without the previous express consent by the copyright owner, except for reproduction in daily press and regular printed publications on sale to the public within 60 days of the event related to those data/results and always provided that copyright symbol appears together as follows below.  
© DORNA, 2016

Official MotoGP Timing by TISSOT  
www.motogp.com

Mugello, Saturday, May 21, 2016

Page 5 of 5






5245 m.

## GRAN PREMIO D'ITALIA TIM

### Provisional Starting Grid

Race : 20 laps = 104.9 km



1	3 1'57.605 89 <b>Khairul Idham PAWI</b> Honda	2 1'57.586 16 <b>Andrea MIGNO</b> KTM	1 1'57.289 5 <b>Romano FENATI</b> KTM
2	6 1'57.994 33 <b>Enea BASTIANINI</b> Honda	5 1'57.956 9 <b>Jorge NAVARRO</b> Honda	4 1'57.661 41 <b>Brad BINDER</b> KTM
3	9 1'58.123 44 <b>Aron CANET</b> Honda	8 1'58.049 21 <b>Francesco BAGNAIA</b> Mahindra	7 1'58.013 8 <b>Nicolo BULEGA</b> KTM
4	12 1'58.305 64 <b>Bo BENDSNEYDER</b> KTM	11 1'58.152 76 <b>Hiroki ONO</b> Honda	10 1'58.151 36 <b>Joan MIR</b> KTM
5	15 1'58.375 84 <b>Jakub KORNFEIL</b> Honda	14 1'58.344 88 <b>Jorge MARTIN</b> Mahindra	13 1'58.343 48 <b>Lorenzo DALLA PORTA</b> KTM
6	18 1'58.486 20 <b>Fabio QUARTARARO</b> KTM	17 1'58.426 55 <b>Andrea LOCATELLI</b> KTM	16 1'58.228 4 <b>Fabio DI GIANNANTONIO</b> Honda
7	21 1'58.606 23 <b>Niccolò ANTONELLI</b> Honda	20 1'58.520 24 <b>Tatsuki SUZUKI</b> Mahindra	19 1'58.494 98 <b>Karel HANIKA</b> Mahindra
8	24 1'58.577 19 <b>Gabriel RODRIGO</b> KTM	23 1'58.745 40 <b>Darryn BINDER</b> Mahindra	22 1'58.676 11 <b>Livio LOI</b> Honda

FIM MotoGP Stewards grid penalties for riders #4, #6, #19, #58

The results are provisional until the end of the limit for protest and appeals and until the ratification of the Event Management Committee.

Time limit for protest expires 60' at the latest after publication of the results - Mr. .... Time: .....

These data/results cannot be reproduced, stored and/or transmitted in whole or in part by any manner of electronic, mechanical, photocopying, recording, broadcasting or otherwise now known or herein after developed without the previous express consent by the copyright owner, except for reproduction in daily press and regular printed publications on sale to the public within 60 days of the event related to those data/results and always provided that copyright symbol appears together as follows below.

© DORNA, 2016

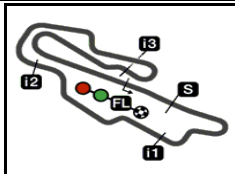
Official MotoGP Timing by TISSOT  
www.motogp.com

Mugello, Saturday, May 21, 2016

Page 1 of 2







5245 m.

## GRAN PREMIO D'ITALIA TIM

### Provisional Starting Grid

Race : 20 laps = 104.9 km

9

**27**  
1'59.041  
**17 John MCPHEE**  
Peugeot

**26**  
1'58.931  
**10 Alexis MASBOU**  
Peugeot

**25**  
1'58.763  
**95 Jules DANILO**  
Honda

10

**30**  
1'59.453  
**7 Adam NORRODIN**  
Honda

**29**  
1'58.767  
**58 Juanfran GUEVARA**  
KTM

**28**  
1'59.448  
**43 Stefano VALTULINI**  
Mahindra

11

**33**  
1'59.260  
**6 Maria HERRERA**  
KTM

**32**  
2'00.570  
**77 Lorenzo PETRARCA**  
Mahindra

**31**  
2'00.482  
**3 Fabio SPIRANELLI**  
Mahindra

FIM MotoGP Stewards grid penalties for riders #4, #6, #19, #58

The results are provisional until the end of the limit for protest and appeals and until the ratification of the Event Management Committee.

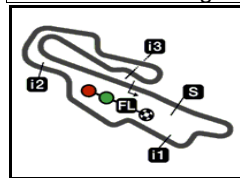
Time limit for protest expires 60' at the latest after publication of the results - Mr. .... Time: .....

These data/results cannot be reproduced, stored and/or transmitted in whole or in part by any manner of electronic, mechanical, photocopying, recording, broadcasting or otherwise now known or herein after developed without the previous express consent by the copyright owner, except for reproduction in daily press and regular printed publications on sale to the public within 60 days of the event related to those data/results and always provided that copyright symbol appears together as follows below.

© DORNA, 2016

Official MotoGP Timing by **TISSOT**  
www.motogp.com

Mugello, Saturday, May 21, 2016



5245 m.

## GRAN PREMIO D'ITALIA TIM

After the Qualifying

## Event Best Maximum Speed



Rider	Nation Team	Motorcycle	Km/h	
5 Romano FENATI	ITA SKY Racing Team VR46	KTM	241.3	Qualifying
19 Gabriel RODRIGO	ARG RBA Racing Team	KTM	241.1	Free Practice Nr. 3
8 Nicolo BULEGA	ITA SKY Racing Team VR46	KTM	241.0	Qualifying
41 Brad BINDER	RSA Red Bull KTM Ajo	KTM	239.3	Qualifying
36 Joan MIR	SPA Leopard Racing	KTM	239.0	Qualifying
11 Livio LOI	BEL RW Racing GP BV	HONDA	237.7	Free Practice Nr. 3
55 Andrea LOCATELLI	ITA Leopard Racing	KTM	237.4	Qualifying
9 Jorge NAVARRO	SPA Estrella Galicia 0,0	HONDA	236.8	Qualifying
58 Juanfran GUEVARA	SPA RBA Racing Team	KTM	236.8	Free Practice Nr. 3
95 Jules DANILO	FRA Ongetta-Rivacold	HONDA	236.7	Free Practice Nr. 3
16 Andrea MIGNO	ITA SKY Racing Team VR46	KTM	236.6	Free Practice Nr. 3
89 Khairul Idham PAWI	MAL Honda Team Asia	HONDA	236.3	Qualifying
44 Aron CANET	SPA Estrella Galicia 0,0	HONDA	236.2	Qualifying
98 Karel HANIKA	CZE Platinum Bay Real Estate	MAHINDRA	236.0	Qualifying
77 Lorenzo PETRARCA	ITA 3570 Team Italia	MAHINDRA	235.9	Qualifying
23 Niccolò ANTONELLI	ITA Ongetta-Rivacold	HONDA	235.9	Free Practice Nr. 3
7 Adam NORRODIN	MAL Drive M7 SIC Racing Team	HONDA	235.8	Qualifying
33 Enea BASTIANINI	ITA Gresini Racing Moto3	HONDA	235.7	Qualifying
6 Maria HERRERA	SPA MH6 Team	KTM	235.3	Qualifying
84 Jakub KORNFEIL	CZE Drive M7 SIC Racing Team	HONDA	235.0	Free Practice Nr. 3
64 Bo BENDSNEYDER	NED Red Bull KTM Ajo	KTM	234.7	Free Practice Nr. 3
4 Fabio DI GIANNANTONIO	ITA Gresini Racing Moto3	HONDA	234.4	Qualifying
76 Hiroki ONO	JPN Honda Team Asia	HONDA	234.1	Qualifying
40 Darryn BINDER	RSA Platinum Bay Real Estate	MAHINDRA	234.0	Qualifying
10 Alexis MASBOU	FRA Peugeot MC Saxoprint	PEUGEOT	234.0	Qualifying
3 Fabio SPIRANELLI	ITA CIP-Unicom Starker	MAHINDRA	233.8	Qualifying
20 Fabio QUARTARARO	FRA Leopard Racing	KTM	233.5	Free Practice Nr. 2
17 John MCPHEE	GBR Peugeot MC Saxoprint	PEUGEOT	233.3	Free Practice Nr. 3
48 Lorenzo DALLA PORTA	ITA Schedl GP Racing	KTM	233.2	Qualifying
43 Stefano VALTULINI	ITA 3570 Team Italia	MAHINDRA	233.1	Qualifying
88 Jorge MARTIN	SPA ASPAR Mahindra Team Moto3	MAHINDRA	232.8	Qualifying
21 Francesco BAGNAIA	ITA ASPAR Mahindra Team Moto3	MAHINDRA	232.6	Qualifying
24 Tatsuki SUZUKI	JPN CIP-Unicom Starker	MAHINDRA	232.5	Free Practice Nr. 3
37 Davide PIZZOLI	ITA Proccersa - 42 Motorsport	KTM	223.8	Free Practice Nr. 2

These data/results cannot be reproduced, stored and/or transmitted in whole or in part by any manner of electronic, mechanical, photocopying, recording, broadcasting or otherwise now known or herein after developed without the previous express consent by the copyright owner, except for reproduction in daily press and regular printed publications on sale to the public within 60 days of the event related to those data/results and always provided that copyright symbol appears together as follows below.

© DORNA, 2016

Official MotoGP Timing by TISSOT  
www.motogp.com

Mugello, Saturday, May 21, 2016





5245 m.

## GRAN PREMIO D'ITALIA TIM

### Qualifying

### Best Partial Times

*IT* Ideal Lap Time, sum of the best partial times*BT* Best Lap Time

<i>T1</i>		<i>T2</i>		<i>T3</i>		<i>T4</i>				<i>IT</i>	<i>BT</i>	
Pos	Rider	Time	Rider	Time	Rider	Time	Rider	Time	Pos	Rider		
1	R.FENATI	28.097	A.MIGNO	24.119	F.BAGNAIA	36.684	B.BINDER	28.042	1	R.FENATI	1'57.203	1'57.289 (1)
2	F.BAGNAIA	28.338	F.BAGNAIA	24.142	J.NAVARRO	36.742	K.PAWI	28.056	2	F.BAGNAIA	1'57.435	1'58.049 (8)
3	N.ANTONELLI	28.347	H.ONO	24.159	K.PAWI	36.819	A.MIGNO	28.064	3	A.MIGNO	1'57.454	1'57.586 (2)
4	F.DI GIANNANTO	28.365	B.BENDSNEYDE	24.165	B.BINDER	36.820	N.BULEGA	28.081	4	K.PAWI	1'57.569	1'57.605 (3)
5	E.BASTIANINI	28.380	R.FENATI	24.169	A.MIGNO	36.843	R.FENATI	28.082	5	B.BINDER	1'57.661	1'57.661 (4)
6	A.MIGNO	28.428	A.CANET	24.191	R.FENATI	36.855	H.ONO	28.103	6	J.NAVARRO	1'57.664	1'57.956 (5)
7	N.BULEGA	28.441	F.DI GIANNANTO	24.192	N.BULEGA	36.875	J.MIR	28.110	7	N.BULEGA	1'57.677	1'58.013 (7)
8	L.DALLA PORTA	28.442	M.HERRERA	24.192	L.DALLA PORTA	36.919	A.CANET	28.178	8	E.BASTIANINI	1'57.854	1'57.994 (6)
9	J.NAVARRO	28.449	K.HANIKA	24.195	A.CANET	36.944	B.BENDSNEYDE	28.209	9	L.DALLA POR	1'57.858	1'58.343 (14)
10	J.MIR	28.450	J.NAVARRO	24.196	E.BASTIANINI	36.951	J.KORNFEIL	28.210	10	F.DI GIANNAN	1'57.880	1'58.228 (12)
11	J.GUEVARA	28.465	J.MIR	24.199	F.DI GIANNANTO	36.985	L.LOI	28.225	11	J.MIR	1'57.881	1'58.151 (10)
12	K.HANIKA	28.470	S.VALTULINI	24.209	H.ONO	37.001	A.LOCATELLI	28.226	12	H.ONO	1'57.884	1'58.152 (11)
13	K.PAWI	28.476	T.SUZUKI	24.214	T.SUZUKI	37.013	F.BAGNAIA	28.271	13	A.CANET	1'57.907	1'58.123 (9)
14	F.QUARTARARO	28.488	L.DALLA PORTA	24.217	J.MARTIN	37.039	J.MARTIN	28.271	14	B.BENDSNEY	1'58.130	1'58.305 (13)
15	A.LOCATELLI	28.518	K.PAWI	24.218	G.RODRIGO	37.044	J.NAVARRO	28.277	15	J.MARTIN	1'58.174	1'58.344 (15)
16	G.RODRIGO	28.522	E.BASTIANINI	24.220	B.BENDSNEYDE	37.062	L.DALLA PORTA	28.280	16	K.HANIKA	1'58.202	1'58.494 (19)
17	J.KORNFEIL	28.527	J.DANILO	24.228	J.MIR	37.122	T.SUZUKI	28.295	17	A.LOCATELLI	1'58.263	1'58.426 (17)
18	B.BINDER	28.528	A.LOCATELLI	24.264	J.DANILO	37.139	E.BASTIANINI	28.303	18	J.KORNFEIL	1'58.332	1'58.375 (16)
19	J.DANILO	28.540	B.BINDER	24.271	K.HANIKA	37.140	J.GUEVARA	28.321	19	J.GUEVARA	1'58.335	1'58.767 (26)
20	J.MARTIN	28.572	N.BULEGA	24.280	L.LOI	37.149	G.RODRIGO	28.331	20	G.RODRIGO	1'58.343	1'58.577 (21)
21	A.CANET	28.594	L.LOI	24.285	F.QUARTARARO	37.149	F.DI GIANNANTO	28.338	21	L.LOI	1'58.372	1'58.676 (23)
22	M.HERRERA	28.598	J.MARTIN	24.292	J.GUEVARA	37.151	A.MASBOU	28.348	22	N.ANTONELLI	1'58.419	1'58.606 (22)
23	H.ONO	28.621	N.ANTONELLI	24.294	J.KORNFEIL	37.173	K.HANIKA	28.397	23	F.QUARTARAR	1'58.421	1'58.486 (18)
24	D.BINDER	28.669	F.QUARTARARO	24.304	D.BINDER	37.233	M.HERRERA	28.420	24	T.SUZUKI	1'58.423	1'58.520 (20)

These data/results cannot be reproduced, stored and/or transmitted in whole or in part by any manner of electronic, mechanical, photocopying, recording, broadcasting or otherwise now known or herein after developed without the previous express consent by the copyright owner, except for reproduction in daily press and regular printed publications on sale to the public within 60 days of the event related to those data/results and always provided that copyright symbol appears together as follows below.

© DORNA, 2016

Official MotoGP Timing by TISSOT  
www.motogp.com

motoE3





5245 m.

## GRAN PREMIO D'ITALIA TIM

### Qualifying

### Best Partial Times

Moto3

*IT* Ideal Lap Time, sum of the best partial times*BT* Best Lap Time

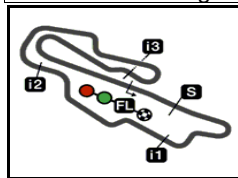
<i>T1</i>		<i>T2</i>		<i>T3</i>		<i>T4</i>				<i>IT</i>	<i>BT</i>	
<i>Pos</i>	<i>Rider</i>	<i>Time</i>	<i>Rider</i>	<i>Time</i>	<i>Rider</i>	<i>Time</i>	<i>Rider</i>	<i>Time</i>	<i>Pos</i>	<i>Rider</i>	<i>IT</i>	<i>BT</i>
25	A.MASBOU	28.674	J.GUEVARA	24.398	J.MCPHEE	37.235	S.VALTULINI	28.425	25	<b>J.DANILO</b>	1'58.490	1'58.763 (25)
26	<b>J.MCPHEE</b>	<b>28.691</b>	<b>D.BINDER</b>	<b>24.400</b>	<b>N.ANTONELLI</b>	<b>37.245</b>	<b>A.NORRODIN</b>	<b>28.428</b>	26	<b>M.HERRERA</b>	1'58.504	1'59.260 (29)
27	B.BENDSNEYDE	28.694	A.MASBOU	24.414	A.MASBOU	37.246	J.MCPHEE	28.429	27	<b>A.MASBOU</b>	1'58.682	1'58.931 (27)
28	<b>A.NORRODIN</b>	<b>28.713</b>	<b>J.KORNFEIL</b>	<b>24.422</b>	<b>A.LOCATELLI</b>	<b>37.255</b>	<b>D.BINDER</b>	<b>28.443</b>	28	<b>D.BINDER</b>	1'58.745	1'58.745 (24)
29	L.LOI	28.713	G.RODRIGO	24.446	M.HERRERA	37.294	F.QUARTARARO	28.480	29	<b>J.MCPHEE</b>	1'58.807	1'59.041 (28)
30	<b>T.SUZUKI</b>	<b>28.901</b>	<b>J.MCPHEE</b>	<b>24.452</b>	<b>S.VALTULINI</b>	<b>37.401</b>	<b>N.ANTONELLI</b>	<b>28.533</b>	30	<b>S.VALTULINI</b>	1'59.007	1'59.448 (30)
31	L.PETRARCA	28.931	A.NORRODIN	24.458	A.NORRODIN	37.447	J.DANILO	28.583	31	<b>A.NORRODIN</b>	1'59.046	1'59.453 (31)
32	<b>F.SPIRANELLI</b>	<b>28.969</b>	<b>F.SPIRANELLI</b>	<b>24.660</b>	<b>F.SPIRANELLI</b>	<b>37.658</b>	<b>F.SPIRANELLI</b>	<b>28.600</b>	32	<b>F.SPIRANELLI</b>	1'59.887	2'00.482 (32)
33	S.VALTULINI	28.972	L.PETRARCA	24.671	L.PETRARCA	37.819	L.PETRARCA	28.964	33	<b>L.PETRARCA</b>	2'00.385	2'00.570 (33)

These data/results cannot be reproduced, stored and/or transmitted in whole or in part by any manner of electronic, mechanical, photocopying, recording, broadcasting or otherwise now known or herein after developed without the previous express consent by the copyright owner, except for reproduction in daily press and regular printed publications on sale to the public within 60 days of the event related to those data/results and always provided that copyright symbol appears together as follows below.

© DORNA, 2016

Official MotoGP Timing by **TISSOT**  
www.motogp.com

motoE<sup>3</sup>



5245 m.

## GRAN PREMIO D'ITALIA TIM

### Qualifying

### Fastest Laps Sequence

<i>Practice Time</i>	 <i>Rider</i>	<i>Nation</i>	<i>Motorcycle</i>	<i>Time</i>	<i>Km/h</i>	<i>Rider's Lap</i>
5'55.494	84 <b>Jakub KORNFEIL</b>	CZE	HONDA	<b>2'00.511</b>	156.6	2
5'57.344	88 <b>Jorge MARTIN</b>	SPA	MAHINDRA	<b>1'59.948</b>	157.4	2
5'57.364	33 <b>Enea BASTIANINI</b>	ITA	HONDA	<b>1'59.244</b>	158.3	2
5'59.395	48 <b>Lorenzo DALLA PORTA</b>	ITA	KTM	<b>1'58.862</b>	158.8	2
7'55.804	33 <b>Enea BASTIANINI</b>	ITA	HONDA	<b>1'58.440</b>	159.4	3
10'37.730	5 <b>Romano FENATI</b>	ITA	KTM	<b>1'57.794</b>	160.2	4
23'55.754	5 <b>Romano FENATI</b>	ITA	KTM	<b>1'57.770</b>	160.3	7
25'53.043	5 <b>Romano FENATI</b>	ITA	KTM	<b>1'57.289</b>	160.9	8

These data/results cannot be reproduced, stored and/or transmitted in whole or in part by any manner of electronic, mechanical, photocopying, recording, broadcasting or otherwise now known or herein after developed without the previous express consent by the copyright owner, except for reproduction in daily press and regular printed publications on sale to the public within 60 days of the event related to those data/results and always provided that copyright symbol appears together as follows below.

© DORNA, 2016

Official MotoGP Timing by TISSOT  
www.motogp.com

Mugello, Saturday, May 21, 2016

