


5543 m.

SHELL MALAYSIA MOTORCYCLE GRAND PRIX

Qualifying Nr. 1

Classification

17

	Rider	Nation	Team	Motorcycle	Time	Lap	Total	Gap	Top Speed
1	35 Cal CRUTCHLOW	GBR	LCR Honda	HONDA	2'11.591	6	7		302.5
2	76 Loris BAZ	FRA	Avintia Racing	DUCATI	2'12.884	2	6	1.293	1.293
3	38 Bradley SMITH	GBR	Monster Yamaha Tech 3	YAMAHA	2'12.898	5	7	1.307	0.014
4	43 Jack MILLER	AUS	Estrella Galicia 0,0 Marc VDS	HONDA	2'12.907	6	7	1.316	0.009
5	9 Danilo PETRUCCI	ITA	OCTO Pramac Yakhnich	DUCATI	2'13.776	6	6	2.185	0.869
6	6 Stefan BRADL	GER	Aprilia Racing Team Gresini	APRILIA	2'13.850	5	5	2.259	0.074
7	7 Hiroshi AOYAMA	JPN	Repsol Honda Team	HONDA	2'14.179	7	7	2.588	0.329
8	45 Scott REDDING	GBR	OCTO Pramac Yakhnich	DUCATI	2'14.433	6	6	2.842	0.254
9	50 Eugene LAVERTY	IRL	Pull & Bear Aspar Team	DUCATI	2'14.769	4	5	3.178	0.336
10	68 Yonny HERNANDEZ	COL	Pull & Bear Aspar Team	DUCATI	2'14.786	4	7	3.195	0.017
11	53 Tito RABAT	SPA	Estrella Galicia 0,0 Marc VDS	HONDA	2'15.894	7	7	4.303	1.108

Practice condition: **Wet**

Air: 25°

Humidity: 100%

Ground: 27°

Fastest Lap:	Lap: 6	Cal CRUTCHLOW	2'11.591	151.6 Km/h
Circuit Record Lap:	2015	Jorge LORENZO	2'00.606	165.4 Km/h
Circuit Best Lap:	2015	Dani PEDROSA	1'59.053	167.6 Km/h

The results are provisional until the end of the limit for protest and appeals.

Time limit for protest expires 30' after publication of the results - Mr. Time:

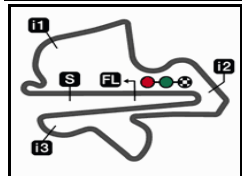
These data/results cannot be reproduced, stored and/or transmitted in whole or in part by any manner of electronic, mechanical, photocopying, recording, broadcasting or otherwise now known or herein after developed without the previous express consent by the copyright owner, except for reproduction in daily press and regular printed publications on sale to the public within 60 days of the event related to those data/results and always provided that copyright symbol appears together as follows below.

© DORNA, 2016

Official MotoGP Timing by **TISSOT**
www.motogp.com



Sepang, Saturday, October 29, 2016



5543 m.

SHELL MALAYSIA MOTORCYCLE GRAND PRIX

Qualifying Nr. 1

Top Speed & Average

18



Rider	Nation	Motorcycle	Top 5 speeds					Average	Top
35 Cal CRUTCHLOW	GBR	HONDA	302.5	302.2	301.1	297.6	296.5	300.0	302.5
38 Bradley SMITH	GBR	YAMAHA	302.5	298.8	297.2	296.7	291.9	297.4	302.5
43 Jack MILLER	AUS	HONDA	302.2	301.5	300.5	294.4	290.0	297.7	302.2
9 Danilo PETRUCCI	ITA	DUCATI	297.3	290.2	289.6	283.6		290.2	297.3
45 Scott REDDING	GBR	DUCATI	294.5	293.4	291.1	287.0		291.5	294.5
6 Stefan BRADL	GER	APRILIA	292.2	289.5	282.5	279.9		286.0	292.2
68 Yonny HERNANDEZ	COL	DUCATI	291.8	286.5	283.4	277.9	266.8	281.3	291.8
7 Hiroshi AOYAMA	JPN	HONDA	291.4	291.2	283.6	281.6	279.5	285.5	291.4
53 Tito RABAT	SPA	HONDA	290.0	284.0	282.5	276.5	274.9	281.6	290.0
76 Loris BAZ	FRA	DUCATI	288.7	285.0	281.4	280.5		283.9	288.7
50 Eugene LAVERTY	IRL	DUCATI	282.4	276.3	276.1	273.9		277.2	282.4

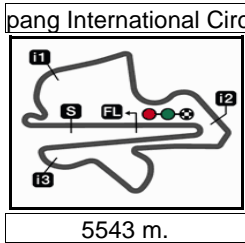
These data/results cannot be reproduced, stored and/or transmitted in whole or in part by any manner of electronic, mechanical, photocopying, recording, broadcasting or otherwise now known or herein after developed without the previous express consent by the copyright owner, except for reproduction in daily press and regular printed publications on sale to the public within 60 days of the event related to those data/results and always provided that copyright symbol appears together as follows below.

© DORNA, 2016

Official MotoGP Timing by TISSOT
www.motogp.com



Sepang, Saturday, October 29, 2016



SHELL MALAYSIA MOTORCYCLE GRAND PRIX

Qualifying Nr. 1

Chronological Analysis of Performances

19

* Lap / Sector time cancelled T1 Time from finish line to 1st intermediate T3 Time from 2nd intermed. to 3rd intermed.
P Crossing the finish line in pit lane T2 Time from 1st intermed. to 2nd intermed. T4 Time from 3rd intermediate to finish line

Lap	Lap Time	T1	T2	T3	T4	Speed	Lap	Lap Time	T1	T2	T3	T4	Speed		
1st	35	Cal CRUTCHLOW LCR Honda GBR						6	2'13.776	27.791	30.962	41.803	33.220	297.3	
		Runs=1	Total laps=7	Full laps=5											
1	3'30.083	1'38.569	33.135	44.092	34.287										
2	2'15.255	28.056	31.214	42.334	33.651	295.4									
3	2'12.909	27.360	30.796	41.680	33.073	301.1									
4	2'12.041	27.241	30.498	41.294	33.008	302.5									
5	2'16.516	29.104	31.691	42.266	33.455	296.5									
6	2'11.591	27.174	30.281	41.052	33.084	302.2									
7	1'11.229 P	28.356				297.6									
6th	6	Stefan BRADL Aprilia Racing Team GER													
		Runs=2	Total laps=6	Full laps=3											
1	2'45.921	55.084	33.095	43.651	34.091										
	unfinished	27.997	30.820			279.9									
2	7'29.715		34.214	43.485	34.064										
3	2'16.676	28.965	31.468	42.430	33.813	289.5									
4	2'14.400	27.786	31.080	41.895	33.639	292.2									
5	2'13.850	27.791	30.926	41.684	33.449	282.5									
2nd	76	Loris BAZ Avintia Racing FRA						7th	7	Hiroshi AOYAMA Repsol Honda Team JPN					
		Runs=2	Total laps=6	Full laps=3					Runs=1	Total laps=7	Full laps=6				
1	2'50.428	1'02.459	31.479	41.957	34.533		1	2'46.704	53.912	33.817	44.417	34.558			
2	2'12.884	27.454	30.667	41.432	33.331	281.4	2	2'15.801	28.096	31.375	42.422	33.908	273.3		
3	2'19.554	29.369	34.543	42.158	33.484	280.5	3	2'15.242	27.872	31.204	42.563	33.603	279.5		
4	1'46.250 P	55.868				285.0	4	2'14.497	27.691	31.129	42.085	33.592	283.6		
5	5'17.563	3'29.475	31.799	42.378	33.911		5	2'20.365	27.844	31.174	45.421	35.926	291.2		
6	2'13.628	27.556	30.831	41.747	33.494	288.7	6	2'15.014	27.783	31.097	42.314	33.820	281.6		
3rd	38	Bradley SMITH Monster Yamaha Tec GBR						7	2'14.179	27.543	30.899	42.054	33.683	291.4	
		Runs=1	Total laps=7	Full laps=5											
1	3'24.103	1'30.056	35.566	44.319	34.162										
2	2'15.208	28.106	31.325	42.393	33.384	291.9									
3	2'13.088	27.499	30.740	41.602	33.247	296.7									
4	2'13.254	27.423	30.854	41.757	33.220	297.2									
5	2'12.898	27.321	30.686	41.588	33.303	302.5									
6	2'21.399	31.931	33.652	42.639	33.177	261.0									
7	1'12.143 P	27.427				298.8									
4th	43	Jack MILLER Estrella Galicia 0,0 M AUS						8th	45	Scott REDDING OCTO Pramac Yakhn GBR					
		Runs=1	Total laps=7	Full laps=5					Runs=2	Total laps=6	Full laps=3				
1	2'48.913	57.384	33.300	43.752	34.477		1	3'07.308	1'15.854	33.249	44.176	34.029			
2	2'13.372	27.575	30.823	41.583	33.391	290.0	2	2'15.716	28.243	31.304	42.599	33.570	287.0		
3	2'23.493	27.733	35.271	45.692	34.797	302.2	3	2'15.435	27.961	31.365	42.422	33.687	291.1		
4	2'13.505	27.697	30.873	41.835	33.100	284.7	4	1'24.306 P	32.214				294.5		
5	2'13.284	27.549	30.734	41.571	33.430	294.4	5	5'10.534	3'12.753	35.494	47.413	34.874			
6	2'12.907	27.537	30.531	41.605	33.234	300.5	6	2'14.433	27.759	30.978	42.148	33.548	293.4		
7	1'18.234 P	33.226				301.5									
5th	9	Danilo PETRUCCI OCTO Pramac Yakhn ITA						9th	50	Eugene LAVERTY Pull & Bear Aspar Tea IRL					
		Runs=2	Total laps=6	Full laps=3					Runs=1	Total laps=5	Full laps=3				
1	2'53.630	1'04.811	32.163	42.779	33.877		1	2'27.228	34.634	34.329	44.316	33.949			
2	2'14.501	27.572	30.978	42.012	33.939	289.6	2	2'16.123	28.501	31.534	42.491	33.597	276.1		
3	2'14.337	27.577	31.096	42.074	33.590	283.6	3	2'15.227	28.386	31.144	42.397	33.300	276.3		
4	1'11.566 P	29.525				290.2	4	2'14.769	28.327	31.125	42.218	33.099	282.4		
5	5'41.584	3'48.343	32.635	44.687	35.919		5	1'11.185 P	29.599				273.9		
							10th	68	Yonny HERNANDE Pull & Bear Aspar Tea COL						
									Runs=2	Total laps=7	Full laps=4				
							1	2'29.892	39.255	32.346	43.541	34.750			
							2	2'16.141	28.156	31.366	42.573	34.046	266.8		
							3	2'15.478	27.751	31.152	42.664	33.911	286.5		
							4	2'14.786	27.653	31.011	42.091	34.031	291.8		
							5	1'09.255 P	27.974				283.4		
							6	3'03.239	1'11.394	32.213	45.233	34.399			
							7	2'18.368	28.429	31.956	43.068	34.915	277.9		

Fastest Lap: Cal CRUTCHLOW LCR Honda GBR **2'11.591** 27.174 30.281 41.052 33.084

These data/results cannot be reproduced, stored and/or transmitted in whole or in part by any manner of electronic, mechanical, photocopying, recording, broadcasting or otherwise now known or herein after developed without the previous express consent by the copyright owner, except for reproduction in daily press and regular printed publications on sale to the public within 60 days of the event related to those data/results and always provided that copyright symbol appears together as follows below.
© DORNA, 2016



Qualifying Nr. 1

MotoGP

Lap	Lap Time	T1	T2	T3	T4	Speed	Lap	Lap Time	T1	T2	T3	T4	Speed
11th	53	Tito RABAT		Estrella Galicia 0,0 M SPA									
		Runs=1	Total laps=7		Full laps=6								
1	2'35.122	44.630	32.306	43.577	34.609								
2	2'17.270	28.559	31.638	42.620	34.453	273.4							
3	2'17.621	28.504	31.778	42.873	34.466	274.9							
4	2'23.469	32.763	32.373	43.896	34.437	284.0							
5	2'19.352	28.203	31.404	43.069	36.676	282.5							
6	2'16.495	28.069	31.504	42.699	34.223	276.5							
7	2'15.894	27.960	31.396	42.396	34.142	290.0							

Fastest Lap: Cal CRUTCHLOW LCR Honda GBR **2'11.591** 27.174 30.281 41.052 33.084

These data/results cannot be reproduced, stored and/or transmitted in whole or in part by any manner of electronic, mechanical, photocopying, recording, broadcasting or otherwise now known or herein after developed without the previous express consent by the copyright owner, except for reproduction in daily press and regular printed publications on sale to the public within 60 days of the event related to those data/results and always provided that copyright symbol appears together as follows below.

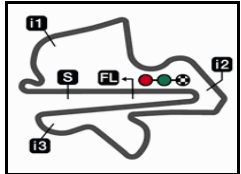
© DORNA, 2016

Official MotoGP Timing by **TISSOT**
www.motogp.com

Sepang, Saturday, October 29, 2016

Page 2 of 2





5543 m.

SHELL MALAYSIA MOTORCYCLE GRAND PRIX

After the Qualifying Nr. 1

Event Best Maximum Speed



Rider	Nation Team	Motorcycle	Km/h	
29 Andrea IANNONE	ITA Ducati Team	DUCATI	324.6	Free Practice Nr. 3
25 Maverick VIÑALES	SPA Team SUZUKI ECSTAR	SUZUKI	323.7	Free Practice Nr. 3
46 Valentino ROSSI	ITA Movistar Yamaha MotoGP	YAMAHA	322.3	Free Practice Nr. 3
45 Scott REDDING	GBR OCTO Pramac Yakhnich	DUCATI	321.7	Free Practice Nr. 3
93 Marc MARQUEZ	SPA Repsol Honda Team	HONDA	321.4	Free Practice Nr. 1
99 Jorge LORENZO	SPA Movistar Yamaha MotoGP	YAMAHA	321.2	Free Practice Nr. 3
38 Bradley SMITH	GBR Monster Yamaha Tech 3	YAMAHA	321.0	Free Practice Nr. 3
19 Alvaro BAUTISTA	SPA Aprilia Racing Team Gresini	APRILIA	320.7	Free Practice Nr. 3
9 Danilo PETRUCCI	ITA OCTO Pramac Yakhnich	DUCATI	320.7	Free Practice Nr. 3
50 Eugene LAVERTY	IRL Pull & Bear Aspar Team	DUCATI	320.3	Free Practice Nr. 3
41 Aleix ESPARGARO	SPA Team SUZUKI ECSTAR	SUZUKI	320.3	Free Practice Nr. 3
4 Andrea DOVIZIOSO	ITA Ducati Team	DUCATI	319.6	Free Practice Nr. 3
68 Yonny HERNANDEZ	COL Pull & Bear Aspar Team	DUCATI	319.3	Free Practice Nr. 1
35 Cal CRUTCHLOW	GBR LCR Honda	HONDA	319.1	Free Practice Nr. 3
7 Hiroshi AOYAMA	JPN Repsol Honda Team	HONDA	318.3	Free Practice Nr. 1
6 Stefan BRADL	GER Aprilia Racing Team Gresini	APRILIA	318.3	Free Practice Nr. 3
8 Hector BARBERA	SPA Avintia Racing	DUCATI	317.6	Free Practice Nr. 1
53 Tito RABAT	SPA Estrella Galicia 0,0 Marc VDS	HONDA	317.2	Free Practice Nr. 3
44 PoI ESPARGARO	SPA Monster Yamaha Tech 3	YAMAHA	315.6	Free Practice Nr. 1
43 Jack MILLER	AUS Estrella Galicia 0,0 Marc VDS	HONDA	313.8	Free Practice Nr. 3
76 Loris BAZ	FRA Avintia Racing	DUCATI	310.3	Free Practice Nr. 3

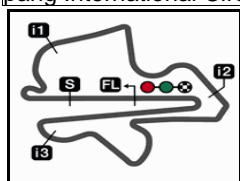
These data/results cannot be reproduced, stored and/or transmitted in whole or in part by any manner of electronic, mechanical, photocopying, recording, broadcasting or otherwise now known or herein after developed without the previous express consent by the copyright owner, except for reproduction in daily press and regular printed publications on sale to the public within 60 days of the event related to those data/results and always provided that copyright symbol appears together as follows below.

© DORNA, 2016

Official MotoGP Timing by TISSOT
www.motogp.com

Sepang, Saturday, October 29, 2016





5543 m.

SHELL MALAYSIA MOTORCYCLE GRAND PRIX

Qualifying Nr. 1

Best Partial Times

MotoGP

IT Ideal Lap Time, sum of the best partial times*BT* Best Lap Time

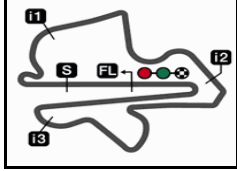
<i>T1</i>		<i>T2</i>		<i>T3</i>		<i>T4</i>				<i>IT</i>	<i>BT</i>	
<i>Pos</i>	<i>Rider</i>	<i>Time</i>	<i>Rider</i>	<i>Time</i>	<i>Rider</i>	<i>Time</i>	<i>Rider</i>	<i>Time</i>	<i>Pos</i>	<i>Rider</i>	<i>IT</i>	<i>BT</i>
1	C.CRUTCHLOW	27.174	C.CRUTCHLOW	30.281	C.CRUTCHLOW	41.052	C.CRUTCHLOW	33.008	1	C.CRUTCHLO	2'11.515	2'11.591 (1)
2	B.SMITH	27.321	J.MILLER	30.531	L.BAZ	41.432	E.LAVERTY	33.099	2	J.MILLER	2'12.739	2'12.907 (4)
3	L.BAZ	27.454	L.BAZ	30.667	J.MILLER	41.571	J.MILLER	33.100	3	B.SMITH	2'12.772	2'12.898 (3)
4	J.MILLER	27.537	B.SMITH	30.686	B.SMITH	41.588	B.SMITH	33.177	4	L.BAZ	2'12.884	2'12.884 (2)
5	H.AOYAMA	27.543	S.BRADL	30.820	S.BRADL	41.684	D.PETRUCCI	33.220	5	D.PETRUCCI	2'13.557	2'13.776 (5)
6	D.PETRUCCI	27.572	H.AOYAMA	30.899	D.PETRUCCI	41.803	L.BAZ	33.331	6	S.BRADL	2'13.739	2'13.850 (6)
7	Y.HERNANDEZ	27.653	D.PETRUCCI	30.962	H.AOYAMA	42.054	S.BRADL	33.449	7	H.AOYAMA	2'14.088	2'14.179 (7)
8	S.REDDING	27.759	S.REDDING	30.978	Y.HERNANDEZ	42.091	S.REDDING	33.548	8	S.REDDING	2'14.433	2'14.433 (8)
9	S.BRADL	27.786	Y.HERNANDEZ	31.011	S.REDDING	42.148	H.AOYAMA	33.592	9	Y.HERNANDEZ	2'14.666	2'14.786 (10)
10	T.RABAT	27.960	E.LAVERTY	31.125	E.LAVERTY	42.218	Y.HERNANDEZ	33.911	10	E.LAVERTY	2'14.769	2'14.769 (9)
11	E.LAVERTY	28.327	T.RABAT	31.396	T.RABAT	42.396	T.RABAT	34.142	11	T.RABAT	2'15.894	2'15.894 (11)

These data/results cannot be reproduced, stored and/or transmitted in whole or in part by any manner of electronic, mechanical, photocopying, recording, broadcasting or otherwise now known or herein after developed without the previous express consent by the copyright owner, except for reproduction in daily press and regular printed publications on sale to the public within 60 days of the event related to those data/results and always provided that copyright symbol appears together as follows below.

© DORNA, 2016

Official MotoGP Timing by **TISSOT**
www.motogp.com






5543 m.

SHELL MALAYSIA MOTORCYCLE GRAND PRIX

Qualifying Nr. 1

Fastest Laps Sequence

<i>Practice Time</i>	 <i>Rider</i>	<i>Nation</i>	<i>Motorcycle</i>	<i>Time</i>	<i>Km/h</i>	<i>Rider's Lap</i>
4'43.351	50 Eugene LAVERTY	IRL	DUCATI	2'16.123	146.5	2
5'02.285	43 Jack MILLER	AUS	HONDA	2'13.372	149.6	2
5'03.312	76 Loris BAZ	FRA	DUCATI	2'12.884	150.1	2
10'10.288	35 Cal CRUTCHLOW	GBR	HONDA	2'12.041	151.1	4
14'38.395	35 Cal CRUTCHLOW	GBR	HONDA	2'11.591	151.6	6

These data/results cannot be reproduced, stored and/or transmitted in whole or in part by any manner of electronic, mechanical, photocopying, recording, broadcasting or otherwise now known or herein after developed without the previous express consent by the copyright owner, except for reproduction in daily press and regular printed publications on sale to the public within 60 days of the event related to those data/results and always provided that copyright symbol appears together as follows below.

© DORNA, 2016

Official MotoGP Timing by TISSOT
www.motogp.com

Sepang, Saturday, October 29, 2016

