


4542 m.

MOTUL TT ASSEN

Qualifying

Classification



	Rider	Nation	Team	Motorcycle	Time	Lap Total	Gap	Top Speed
1	12 Thomas LUTHI	SWI	Garage Plus Interwetten	KALEX	1'37.954	5 10		254.1
2	5 Johann ZARCO	FRA	Ajo Motorsport	KALEX	1'38.402	7 9	0.448 0.448	252.3
3	77 Dominique AEGERTER	SWI	CarXpert Interwetten	KALEX	1'38.449	6 11	0.495 0.047	253.0
4	22 Sam LOWES	GBR	Federal Oil Gresini Moto2	KALEX	1'38.494	7 8	0.540 0.045	251.9
5	21 Franco MORBIDELLI	ITA	Estrella Galicia 0,0 Marc VDS	KALEX	1'38.544	8 9	0.590 0.050	251.5
6	30 Takaaki NAKAGAMI	JPN	IDEMITSU Honda Team Asia	KALEX	1'38.615	8 17	0.661 0.071	251.7
7	11 Sandro CORTESE	GER	Dynavolt Intact GP	KALEX	1'38.631	7 9	0.677 0.016	255.0
8	40 Alex RINS	SPA	Paginas Amarillas HP 40	KALEX	1'38.873	6 13	0.919 0.242	252.8
9	94 Jonas FOLGER	GER	Dynavolt Intact GP	KALEX	1'39.076	7 14	1.122 0.203	252.3
10	7 Lorenzo BALDASSARRI	ITA	Forward Team	KALEX	1'39.259	10 12	1.305 0.183	250.2
11	44 Miguel OLIVEIRA	POR	Leopard Racing	KALEX	1'39.294	10 16	1.340 0.035	250.6
12	54 Mattia PASINI	ITA	Italtrans Racing Team	KALEX	1'39.322	8 15	1.368 0.028	251.0
13	73 Alex MARQUEZ	SPA	Estrella Galicia 0,0 Marc VDS	KALEX	1'39.337	9 11	1.383 0.015	253.5
14	19 Xavier SIMEON	BEL	QMMF Racing Team	SPEED UP	1'39.432	8 15	1.478 0.095	248.7
15	60 Julian SIMON	SPA	QMMF Racing Team	SPEED UP	1'39.513	8 14	1.559 0.081	250.8
16	24 Simone CORSI	ITA	Speed Up Racing	SPEED UP	1'39.555	6 8	1.601 0.042	252.3
17	23 Marcel SCHROTTER	GER	AGR Team	KALEX	1'39.647	6 9	1.693 0.092	252.3
18	52 Danny KENT	GBR	Leopard Racing	KALEX	1'39.663	8 13	1.709 0.016	252.1
19	49 Axel PONS	SPA	AGR Team	KALEX	1'39.778	7 14	1.824 0.115	252.8
20	55 Hafizh SYAHRIN	MAL	Petronas Raceline Malaysia	KALEX	1'39.840	8 14	1.886 0.062	251.4
21	10 Luca MARINI	ITA	Forward Team	KALEX	1'40.545	7 16	2.591 0.705	252.8
22	70 Robin MULHAUSER	SWI	CarXpert Interwetten	KALEX	1'40.933	8 13	2.979 0.388	251.2
23	2 Jesko RAFFIN	SWI	Sports-Millions-EMWE-SAG	KALEX	1'40.935	6 10	2.981 0.002	250.1
24	32 Isaac VIÑALES	SPA	Tech 3 Racing	TECH 3	1'41.119	8 13	3.165 0.184	249.0
25	97 Xavi VIERGE	SPA	Tech 3 Racing	TECH 3	1'41.898	8 11	3.944 0.779	248.9
26	87 Remy GARDNER	AUS	Tasca Racing Scuderia Moto2	KALEX	1'42.629	8 14	4.675 0.731	249.9
27	57 Edgar PONS	SPA	Paginas Amarillas HP 40	KALEX	1'44.229	7 13	6.275 1.600	250.9

Practice condition: Dry

Air: 18°

Humidity: 85%

Ground: 22°

Fastest Lap:	Lap: 5	Thomas LUTHI	1'37.954	166.9 Km/h
Circuit Record Lap:	2015	Tito RABAT	1'37.449	167.7 Km/h
Circuit Best Lap:	2015	Johann ZARCO	1'36.346	169.7 Km/h

The results are provisional until the end of the limit for protest and appeals.

Time limit for protest expires 30' after publication of the results - Mr. Time:

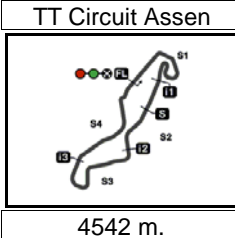
These data/results cannot be reproduced, stored and/or transmitted in whole or in part by any manner of electronic, mechanical, photocopying, recording, broadcasting or otherwise now known or herein after developed without the previous express consent by the copyright owner, except for reproduction in daily press and regular printed publications on sale to the public within 60 days of the event related to those data/results and always provided that copyright symbol appears together as follows below.

© DORNA, 2016

Official MotoGP Timing by TISSOT
www.motogp.com

Assen, Saturday, June 25, 2016





MOTUL TT ASSEN

Qualifying

Top Speed & Average

21A



Rider	Nation	Motorcycle	Top 5 speeds					Average	Top
11 Sandro CORTESE	GER	KALEX	255.0	253.5	253.3	253.3	253.3	253.7	255.0
12 Thomas LUTHI	SWI	KALEX	254.1	253.5	253.2	253.2	252.5	253.3	254.1
73 Alex MARQUEZ	SPA	KALEX	253.5	252.6	252.4	252.3	252.2	252.6	253.5
77 Dominique AEGERTER	SWI	KALEX	253.0	252.2	252.2	252.1	251.8	252.3	253.0
10 Luca MARINI	ITA	KALEX	252.8	252.1	250.9	249.6	249.5	251.0	252.8
40 Alex RINS	SPA	KALEX	252.8	252.7	251.8	251.2	250.5	251.8	252.8
49 Axel PONS	SPA	KALEX	252.8	251.9	251.8	250.6	249.1	251.2	252.8
23 Marcel SCHROTTER	GER	KALEX	252.3	251.8	251.1	246.6	245.7	249.5	252.3
24 Simone CORSI	ITA	SPEED UP	252.3	247.6	245.9	245.7	243.5	247.0	252.3
94 Jonas FOLGER	GER	KALEX	252.3	251.8	251.6	250.5	249.7	251.2	252.3
5 Johann ZARCO	FRA	KALEX	252.3	250.5	250.5	250.5	250.2	250.8	252.3
52 Danny KENT	GBR	KALEX	252.1	250.8	250.6	250.2	249.7	250.7	252.1
22 Sam LOWES	GBR	KALEX	251.9	250.0	249.3	248.6	248.4	249.6	251.9
30 Takaaki NAKAGAMI	JPN	KALEX	251.7	250.9	250.1	250.1	248.1	250.2	251.7
21 Franco MORBIDELLI	ITA	KALEX	251.5	251.1	250.9	250.8	250.8	251.0	251.5
55 Hafizh SYAHRIN	MAL	KALEX	251.4	250.1	249.3	249.2	247.9	249.6	251.4
70 Robin MULHAUSER	SWI	KALEX	251.2	250.5	250.2	249.1	248.1	249.8	251.2
54 Mattia PASINI	ITA	KALEX	251.0	250.1	250.1	249.5	249.4	250.0	251.0
57 Edgar PONS	SPA	KALEX	250.9	250.7	249.5	249.3	245.5	249.2	250.9
60 Julian SIMON	SPA	SPEED UP	250.8	250.8	248.0	247.8	247.7	249.0	250.8
44 Miguel OLIVEIRA	POR	KALEX	250.6	250.2	249.8	249.6	249.5	249.9	250.6
7 Lorenzo BALDASSARRI	ITA	KALEX	250.2	248.9	248.8	247.7	247.6	248.6	250.2
2 Jesko RAFFIN	SWI	KALEX	250.1	249.6	247.7	247.1	246.4	248.2	250.1
87 Remy GARDNER	AUS	KALEX	249.9	249.5	247.9	247.7	243.5	247.7	249.9
32 Isaac VIÑALES	SPA	TECH 3	249.0	247.3	247.3	246.6	246.2	247.3	249.0
97 Xavi VIERGE	SPA	TECH 3	248.9	247.7	247.1	246.6	244.9	247.0	248.9
19 Xavier SIMEON	BEL	SPEED UP	248.7	248.3	248.2	246.2	245.9	247.5	248.7

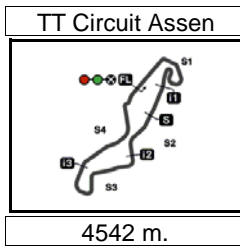
These data/results cannot be reproduced, stored and/or transmitted in whole or in part by any manner of electronic, mechanical, photocopying, recording, broadcasting or otherwise now known or herein after developed without the previous express consent by the copyright owner, except for reproduction in daily press and regular printed publications on sale to the public within 60 days of the event related to those data/results and always provided that copyright symbol appears together as follows below.

© DORNA, 2016

Official MotoGP Timing by TISSOT
www.motogp.com



Assen, Saturday, June 25, 2016



MOTUL TT ASSEN

Qualifying

Chronological Analysis of Performances



* Lap / Sector time cancelled T1 Time from finish line to 1st intermediate T3 Time from 2nd intermed. to 3rd intermed.
P Crossing the finish line in pit lane T2 Time from 1st intermed. to 2nd intermed. T4 Time from 3rd intermediate to finish line

Lap	Lap Time	T1	T2	T3	T4	Speed	Lap	Lap Time	T1	T2	T3	T4	Speed
1st 12 Thomas LUTHI Garage Plus Interwett SWI							5th 21 Franco MORBIDEL Estrella Galicia 0,0 M ITA						
Runs=3 Total laps=10 Full laps=6							Runs=2 Total laps=9 Full laps=6						
1	2'43.286	P 1'21.844	16.906	33.120	31.416	247.0	1	2'19.005	P 55.602	17.347	33.751	32.305	245.2
2	6'48.038	5'39.282	15.900	29.505	23.351	250.7	2	7'01.705	5'51.917	16.119	30.297	23.372	249.0
3	1'38.905	32.571	15.141	28.369	22.824	253.2	3	1'40.725	33.059	15.525	29.130	23.011	249.5
4	1'43.270	35.301	15.410	29.737	22.822	252.5	4	1'39.475	32.767	15.314	28.645	22.749	250.4
5	1'37.954	31.982	14.970	28.331	22.671	254.1	5	1'38.941	32.418	15.210	28.571	22.742	250.9
6	1'41.962	32.619	15.468	30.433	23.442	250.6	6	1'40.260	33.300	15.223	28.954	22.783	251.1
7	1'38.241	32.229	15.033	28.258	22.721	253.5	7	1'39.822	33.066	15.310	28.705	22.741	250.8
8	1'51.620	P 32.246	15.224	32.381	31.769	253.2	8	1'38.544	32.342	15.177	28.284	22.741	250.8
9	25'16.352	13'56.801	17.110	34.460	27.981	247.1	9	1'51.642	P 32.447	15.763	31.522	31.910	251.5
10	1'54.477	36.965	16.959	33.576	26.977	249.6							
2nd 5 Johann ZARCO Ajo Motorsport FRA							6th 30 Takaaki NAKAGAMI IDEMITSU Honda Te JPN						
Runs=4 Total laps=9 Full laps=3							Runs=3 Total laps=17 Full laps=12						
1	2'34.375	P 1'10.180	17.072	35.146	31.977	245.2	1	2'39.267	1'19.886	17.725	34.792	26.864	244.0
2	5'00.330	3'49.762	16.266	30.290	24.012	250.2	2	1'54.316	37.951	17.261	32.717	26.387	246.0
3	1'40.223	32.894	15.517	28.767	23.045	250.5	3	1'59.090	P 37.364	17.300	33.646	30.780	244.0
4	1'38.729	32.412	15.306	28.287	22.724	249.7	4	6'12.795	4'59.402	16.855	31.788	24.750	245.4
5	1'44.688	P 32.169	15.239	28.127	29.153	252.3	5	1'42.697	34.555	15.770	29.152	23.220	248.0
6	7'42.944	6'35.549	15.663	28.596	23.136	250.5	6	1'39.385	32.953	15.276	28.380	22.776	250.1
7	1'38.402	32.162	15.382	28.119	22.739	250.5	7	1'38.673	32.643	15.206	28.221	22.603	250.9
8	2'07.083	P 38.224	20.169	36.576	32.114	198.5	8	1'38.615	32.374	15.089	28.588	22.564	250.1
9	22'39.839	11'16.527	18.453	36.367	28.492	241.5	9	1'43.986	32.510	15.365	31.232	24.879	251.7
3rd 77 Dominique AEGER CarXpert Interwetten SWI							7th 11 Sandro CORTESE Dynavolt Intact GP GER						
Runs=3 Total laps=11 Full laps=7							Runs=2 Total laps=9 Full laps=6						
1	1'59.908	P 38.141	17.261	33.911	30.595	245.6	1	2'39.801	P 1'13.509	17.905	34.310	34.077	247.1
2	4'23.243	3'11.103	16.378	31.255	24.507	250.4	2	8'23.258	7'11.755	16.772	30.732	23.999	248.9
3	1'41.882	33.823	15.558	29.167	23.334	250.3	3	1'40.223	33.005	15.570	28.651	22.997	253.3
4	1'40.000	32.901	15.279	28.686	23.134	251.6	4	1'40.802	33.299	15.675	28.831	22.997	253.3
5	1'38.961	32.511	15.203	28.413	22.834	251.8	5	1'40.150	32.907	15.339	29.076	22.828	253.5
6	1'38.449	32.375	15.083	28.280	22.711	252.2	6	1'39.063	32.727	15.261	28.266	22.809	253.3
7	1'38.498	32.388	15.091	28.371	22.648	252.2	7	1'38.631	32.525	15.316	28.092	22.698	255.0
8	1'44.380	32.437	15.254	33.356	23.333	253.0	8	1'49.142	32.874	16.040	33.792	26.436	251.0
9	1'48.211	P 32.528	15.171	30.152	30.360	252.1							
10	25'59.169	14'34.876	17.997	37.824	28.472	248.3							
11	1'59.584	37.572	17.660	36.118	28.234	248.3							
4th 22 Sam LOWES Federal Oil Gresini M GBR													
Runs=2 Total laps=8 Full laps=5													
1	2'31.338	P 1'05.261	18.310	35.568	32.199	241.2							
2	7'45.665	6'32.927	16.651	31.118	24.969	246.0							
3	1'44.053	34.238	15.697	29.013	25.105	250.0							
4	1'40.028	33.049	15.452	28.681	22.846	249.3							
5	1'39.118	32.596	15.270	28.363	22.889	248.4							

Fastest Lap: Thomas LUTHI Garage Plus Interwett SWI **1'37.954** 31.982 14.970 28.331 22.671

These data/results cannot be reproduced, stored and/or transmitted in whole or in part by any manner of electronic, mechanical, photocopying, recording, broadcasting or otherwise now known or herein after developed without the previous express consent by the copyright owner, except for reproduction in daily press and regular printed publications on sale to the public within 60 days of the event related to those data/results and always provided that copyright symbol appears together as follows below.
© DORNA, 2016



Qualifying

Moto2

Lap	Lap Time	T1	T2	T3	T4	Speed	Lap	Lap Time	T1	T2	T3	T4	Speed
9	2'01.756 P	36.724	17.696	32.937	34.399	232.9	5	1'42.006	33.508	15.527	29.272	23.699	249.4
8th 40 Alex RINS Paginas Amarillas HP SPA							6	1'43.585	33.213	15.650	29.584	25.138	249.6
Runs=3 Total laps=13 Full laps=8							7	1'40.470	33.050	15.370	28.706	23.344	249.8
1	2'13.258	51.118	17.922	36.292	27.926	245.5	8	1'42.663	32.804	15.340	31.189	23.330	250.2
2	1'58.613 P	37.860	16.679	31.948	32.126	251.8	9	1'39.713	32.696	15.302	28.702	23.013	250.6
3	8'22.543	7'08.372	16.436	31.474	26.261	248.4	10	1'39.294	32.496	15.291	28.520	22.987	249.5
4	1'40.817	33.253	15.467	28.745	23.352	252.7	11	1'50.292 P	34.160	15.646	30.036	30.450	244.6
5	1'39.282	32.560	15.277	28.556	22.889	252.8	12	17'07.136	5'39.722	19.580	37.942	29.892	241.7
6	1'38.873	32.455	15.193	28.411	22.814	251.2	13	1'59.548	39.496	17.908	34.625	27.519	245.4
7	1'39.197	32.448	15.271	28.510	22.968	250.5	14	2'02.754	41.024	19.458	34.853	27.419	210.8
8	2'07.578 P	36.924	22.190	34.929	33.535	167.8	15	1'56.435	38.091	17.357	33.731	27.256	246.0
9	17'46.948	6'23.883	18.795	36.392	27.878	243.9	16	2'02.766	37.929	18.319	37.858	28.660	246.0
10	1'55.545	38.039	17.231	33.805	26.470	249.5	12th 54 Mattia PASINI Italtrans Racing Team ITA						
11	1'54.459	37.340	16.776	33.412	26.931	249.7	Runs=3 Total laps=15 Full laps=11						
12	1'53.122	36.931	16.920	33.075	26.196	245.0	1	2'24.972 P	58.591	17.929	35.010	33.442	242.4
13	1'52.987	36.660	16.850	33.356	26.121	248.8	2	6'42.018	5'29.111	16.846	31.019	25.042	245.3
9th 94 Jonas FOLGER Dynavolt Intact GP GER							3	1'42.498	34.140	15.701	29.201	23.456	250.1
Runs=3 Total laps=14 Full laps=9							4	1'43.925	33.010	15.562	29.387	25.966	251.0
1	2'42.342	1'26.099	17.200	32.913	26.130	241.4	5	1'39.961	32.847	15.367	28.405	23.342	249.2
2	1'51.280	36.353	16.445	32.489	25.993	247.6	6	1'40.002	32.797	15.346	28.611	23.248	250.1
3	1'55.395 P	36.547	16.911	32.311	29.626	244.1	7	1'47.358	38.846	16.705	28.663	23.144	242.0
4	7'09.345	5'57.807	16.311	31.491	23.736	247.0	8	1'39.322	32.616	15.399	28.362	22.945	249.4
5	1'42.979	33.513	15.635	30.641	23.190	249.7	9	1'56.454 P	32.529	16.065	33.892	33.968	249.5
6	1'39.649	32.623	15.216	28.724	23.086	252.3	10	14'08.676	2'47.770	18.175	34.720	28.011	240.6
7	1'39.076	32.531	15.179	28.476	22.890	250.5	11	1'58.214	39.158	17.759	33.648	27.649	245.0
8	1'43.117	35.189	15.541	29.183	23.204	251.8	12	1'56.661	38.022	17.311	33.752	27.576	246.3
9	1'48.977 P	33.258	15.525	29.983	30.211	251.6	13	1'55.670	37.202	17.285	33.910	27.273	245.0
10	16'57.025	5'33.409	19.832	35.593	28.191	188.0	14	1'56.167	37.086	17.387	34.350	27.344	246.1
11	1'55.118	37.698	17.233	33.628	26.559	247.7	15	1'55.124	36.945	17.384	33.618	27.177	245.3
12	1'52.977	36.456	16.869	33.137	26.515	248.7	13th 73 Alex MARQUEZ Estrella Galicia 0,0 M SPA						
13	1'54.308	37.324	17.060	33.453	26.471	246.6	Runs=1 Total laps=11 Full laps=9						
14	1'53.451	36.254	17.036	33.335	26.826	248.6	1	2'40.491	1'17.150	18.284	37.298	27.759	245.1
10th 7 Lorenzo BALDASS Forward Team ITA							2	1'52.964	37.418	16.999	32.388	26.159	250.6
Runs=3 Total laps=12 Full laps=8							3	1'46.197	34.993	16.075	30.626	24.503	252.2
1	2'32.491 P	1'09.932	17.319	33.227	32.013	244.2	4	1'43.488	34.036	15.990	29.567	23.895	251.5
2	4'32.790	3'17.229	17.312	32.741	25.508	243.8	5	1'42.207	33.719	15.729	29.015	23.744	251.3
3	1'45.016	34.716	15.921	30.219	24.160	246.1	6	1'40.200	32.977	15.349	28.834	23.040	253.5
4	1'42.132	33.731	15.676	29.316	23.409	245.8	7	1'39.658	32.808	15.334	28.452	23.064	252.6
5	1'40.837	32.897	15.533	29.054	23.353	247.7	8	1'39.643	32.929	15.282	28.422	23.010	251.1
6	1'39.402	32.533	15.416	28.506	22.947	246.7	9	1'39.337	32.764	15.254	28.468	22.851	252.4
7	1'40.936	32.804	15.465	29.362	23.305	248.9	10	1'41.095	32.677	15.205	28.944	24.269	252.3
8	1'39.532	32.568	15.380	28.633	22.951	248.8	11	1'50.790 P	33.152	15.854	30.539	31.245	251.4
9	1'39.324	32.359	15.234	28.571	23.160	250.2	14th 19 Xavier SIMEON QMMF Racing Team BEL						
10	1'39.259	32.614	15.377	28.483	22.785	247.6	Runs=3 Total laps=15 Full laps=10						
11	1'52.430 P	35.392	16.069	29.965	31.004	246.6	1	2'13.421	54.320	17.532	34.393	27.176	238.0
12	24'05.553 P	2'34.002	19.612	36.367	35.572	212.7	2	1'51.964	37.386	16.695	32.005	25.878	245.6
11th 44 Miguel OLIVEIRA Leopard Racing POR							3	1'48.572	35.804	16.371	31.294	25.103	245.9
Runs=2 Total laps=16 Full laps=13							4	1'58.930 P	37.597	17.088	31.888	32.357	236.2
1	3'42.925	2'19.021	18.817	36.278	28.809	236.1	5	5'53.061	4'38.729	17.224	33.288	23.820	193.6
2	1'53.047	37.857	17.040	32.250	25.900	245.3	6	1'40.696	33.506	15.468	28.672	23.050	248.3
3	1'46.345	35.520	16.169	30.348	24.308	247.2	7	1'39.824	32.898	15.322	28.362	23.242	248.2
4	1'44.815	34.724	15.678	30.122	24.291	248.6	8	1'39.432	32.877	15.262	28.472	22.821	248.7
Fastest Lap: Thomas LUTHI Garage Plus Interwett SWI 1'37.954 31.982 14.970 28.331 22.671							9	1'43.368	33.790	15.975	29.781	23.822	237.9

These data/results cannot be reproduced, stored and/or transmitted in whole or in part by any manner of electronic, mechanical, photocopying, recording, broadcasting or otherwise now known or herein after developed without the previous express consent by the copyright owner, except for reproduction in daily press and regular printed publications on sale to the public within 60 days of the event related to those data/results and always provided that copyright symbol appears together as follows below.
© DORNA, 2016

Qualifying

Moto2

Lap	Lap Time	T1	T2	T3	T4	Speed	Lap	Lap Time	T1	T2	T3	T4	Speed		
10	1'54.250	P	34.958	16.025	31.028	32.239	240.6	8	1'39.663	32.687	15.348	28.449	23.179	252.1	
11	16'42.719		5'20.957	18.144	35.619	27.999	242.1	9	2'08.350	P	43.166	16.101	33.117	35.966	247.8
12	1'55.574		37.987	17.004	33.868	26.715	244.7	10	16'28.428		5'03.207	18.957	37.764	28.500	237.0
13	1'51.819		36.431	16.668	32.688	26.032	244.8	11	1'57.302		38.151	17.455	33.925	27.771	246.8
14	1'51.513		35.691	16.487	32.274	27.061	246.2	12	1'56.180		37.571	17.501	33.585	27.523	246.9
15	1'50.864		35.587	16.803	32.440	26.034	242.3	13	2'12.832	P	41.470	18.192	36.716	36.454	239.6

15th 60 Julian SIMON		QMMF Racing Team SPA					
Runs=3	Total laps=14	Full laps=9					
1	2'29.086	1'07.767	18.850	35.073	27.396	233.0	
2	1'50.918	37.334	16.657	31.546	25.381	247.7	
3	1'59.242	P	36.097	16.601	32.311	34.233	242.8
4	6'58.529		5'48.690	15.945	29.725	24.169	247.8
5	1'40.648		33.257	15.426	28.766	23.199	250.8
6	1'39.975		32.748	15.437	28.632	23.158	250.8
7	1'39.649		32.635	15.372	28.502	23.140	246.7
8	1'39.513		32.582	15.381	28.482	23.068	248.0
9	1'53.058		38.088	17.173	32.033	25.764	230.8
10	1'56.113	P	35.592	16.995	31.555	31.971	233.3
11	16'49.988		5'29.737	17.940	34.128	28.183	243.2
12	1'53.859		36.872	17.080	33.289	26.618	243.0
13	1'52.280		35.999	17.024	32.864	26.393	243.5
14	1'53.300		35.983	16.902	32.673	27.742	246.8

19th 49 Axel PONS		AGR Team SPA					
Runs=3	Total laps=14	Full laps=10					
1	3'21.562	P	1'56.569	18.053	35.536	31.404	238.5
2	4'24.448		3'12.223	16.150	30.738	25.337	248.9
3	1'42.684		34.209	15.749	29.345	23.381	249.1
4	1'41.433		33.496	15.591	29.024	23.322	248.1
5	1'40.360		33.265	15.360	28.742	22.993	249.0
6	1'39.822		32.908	15.175	28.727	23.012	250.6
7	1'39.778		32.742	15.113	28.954	22.969	252.8
8	1'42.597		32.797	16.570	30.304	22.926	251.8
9	1'52.831	P	32.808	15.223	32.591	32.209	251.9
10	18'44.376		7'22.008	18.308	35.499	28.561	239.7
11	1'57.582		38.385	17.396	34.332	27.469	243.9
12	1'56.424		37.158	17.362	34.238	27.666	243.3
13	1'55.577		37.270	17.338	33.784	27.185	244.3
14	1'57.537		37.217	17.530	33.977	28.813	241.9

16th 24 Simone CORSI		Speed Up Racing ITA					
Runs=2	Total laps=8	Full laps=4					
1	2'29.621	1'12.013	17.427	33.542	26.639	243.0	
2	1'49.481	36.543	16.592	31.178	25.168	243.5	
3	2'01.334	P	38.187	16.653	31.715	34.779	245.9
4	5'34.859		4'25.124	16.300	29.666	23.769	243.2
5	1'41.423		33.904	15.638	28.741	23.140	247.6
6	1'39.555		32.915	15.282	28.425	22.933	252.3
7	1'48.264		36.185	16.046	31.614	24.419	238.2
8	1'53.562	P	33.725	15.846	30.271	33.720	245.7

20th 55 Hafizh SYAHRIN		Petronas Raceline Ma MAL					
Runs=3	Total laps=14	Full laps=9					
1	2'18.607		56.525	18.012	36.145	27.925	242.9
2	2'00.188	P	37.594	17.280	32.971	32.343	245.4
3	5'49.188		4'35.606	17.085	31.767	24.730	244.1
4	1'42.836		33.799	15.885	29.435	23.717	247.8
5	1'41.166		33.353	15.552	28.809	23.452	249.3
6	1'40.166		32.913	15.430	28.603	23.220	249.2
7	1'40.148		32.612	15.348	28.504	23.684	250.1
8	1'39.840		32.787	15.334	28.607	23.112	247.9
9	1'49.838		38.266	16.771	31.480	23.321	237.7
10	1'47.243	P	32.857	15.439	28.667	30.280	251.4
11	17'05.798		5'42.100	18.782	35.827	29.089	238.6
12	1'58.017		38.151	17.597	34.327	27.942	242.6
13	1'55.922		37.330	17.436	33.794	27.362	244.2
14	2'00.331		37.629	17.583	37.749	27.370	241.5

17th 23 Marcel SCHROTTE		AGR Team GER					
Runs=2	Total laps=9	Full laps=5					
1	2'34.360	1'16.085	17.630	34.323	26.322	242.0	
2	1'51.000	36.040	16.910	32.148	25.902	245.7	
3	1'59.782	P	38.283	17.565	33.014	30.920	236.8
4	8'32.296		7'21.760	16.436	29.877	24.223	246.6
5	1'41.591		33.509	15.643	29.043	23.396	251.1
6	1'39.647		32.956	15.382	28.439	22.870	252.3
7	1'39.649		32.745	15.359	28.593	22.952	251.8
8	1'51.500		36.659	17.569	31.620	25.652	234.8
9	1'54.354	P	36.222	16.820	30.621	30.691	245.1

21st 10 Luca MARINI		Forward Team ITA					
Runs=3	Total laps=16	Full laps=11					
1	2'12.194		51.816	18.288	34.153	27.937	237.3
2	1'53.243		37.246	17.338	32.181	26.478	247.8
3	1'49.548		36.113	16.861	31.135	25.439	250.9
4	2'10.284	P	39.647	18.399	36.445	35.793	242.9
5	7'51.712		6'26.412	17.731	36.946	30.623	245.8
6	1'43.908		34.826	16.185	29.405	23.492	249.1
7	1'40.545		33.018	15.603	28.578	23.346	252.1
8	1'43.111		32.806	15.761	30.651	23.893	252.8
9	1'53.253	P	33.866	16.624	30.303	32.460	249.5
10	11'26.986		0'01.974	20.066	35.583	29.363	226.9
11	1'58.742		38.887	18.394	33.552	27.909	245.3
12	1'57.828		37.877	18.041	33.794	28.116	247.0
13	1'56.002		37.171	17.851	33.622	27.358	243.4

18th 52 Danny KENT		Leopard Racing GBR					
Runs=3	Total laps=13	Full laps=8					
1	3'25.349	P	1'54.445	18.101	37.878	34.925	240.8
2	5'07.138		3'53.124	16.702	31.866	25.446	246.8
3	1'44.550		34.623	16.046	29.579	24.302	250.2
4	1'42.116		33.949	15.773	28.995	23.399	249.7
5	1'40.681		33.088	15.586	28.736	23.271	250.8
6	1'48.513		36.939	17.193	30.945	23.436	215.1
7	1'39.799		32.991	15.435	28.393	22.980	250.6

Fastest Lap: Thomas LUTHI Garage Plus Interwett SWI 1'37.954 31.982 14.970 28.331 22.671

These data/results cannot be reproduced, stored and/or transmitted in whole or in part by any manner of electronic, mechanical, photocopying, recording, broadcasting or otherwise now known or herein after developed without the previous express consent by the copyright owner, except for reproduction in daily press and regular printed publications on sale to the public within 60 days of the event related to those data/results and always provided that copyright symbol appears together as follows below.
© DORNA, 2016

Qualifying

Moto2

Lap	Lap Time	T1	T2	T3	T4	Speed	Lap	Lap Time	T1	T2	T3	T4	Speed
14	1'54.289	36.297	17.514	33.452	27.026	242.2	6	1'43.232	33.913	15.939	29.456	23.924	247.1
15	1'54.859	36.096	17.581	33.796	27.386	249.6	7	1'46.142	34.418	16.450	29.761	25.513	239.5
16	1'52.129	35.422	17.570	32.809	26.328	247.1	8	1'41.898	33.452	15.798	29.037	23.611	247.7
22nd 70 Robin MULHAUSER CarXpert Interwetten SWI													
		Runs=3	Total laps=13		Full laps=9								

1	2'08.827	P	39.589	18.201	37.210	33.827	234.7
2	6'56.209		5'41.704	16.938	32.264	25.303	244.7
3	1'44.078		34.301	15.990	29.775	24.012	248.1
4	1'48.859		39.132	16.423	29.263	24.041	241.1
5	1'45.870		33.242	15.602	32.779	24.247	249.1
6	1'41.487		33.533	15.494	28.964	23.496	251.2
7	1'52.091		43.332	15.885	29.011	23.863	247.3
8	1'40.933		33.171	15.728	28.620	23.414	250.2
9	1'51.690	P	33.013	15.666	33.518	29.493	250.5
10	17'52.298		6'27.213	18.848	36.555	29.682	232.1
11	1'56.856		37.457	17.972	33.399	28.028	243.9
12	1'59.429		40.227	17.904	33.395	27.903	242.3
13	1'55.205		36.714	17.619	33.664	27.208	245.0

23rd 2 Jesko RAFFIN Sports-Millions-EMW SWI							
		Runs=3	Total laps=10		Full laps=5		
1	2'24.032		59.581	18.444	38.413	27.594	231.6
2	1'56.431		38.213	17.179	33.003	28.036	245.4
3	2'00.059	P	36.928	16.764	32.469	33.898	247.1
4	9'20.510		8'09.245	16.171	30.191	24.903	247.7
5	1'42.926		33.901	15.538	29.253	24.234	250.1
6	1'40.935		33.300	15.375	28.825	23.435	249.6
7	1'57.614	P	33.465	15.768	34.407	33.974	246.4
8	21'34.503		20'03.758	20.016	40.370	30.359	215.2
9	2'05.542		40.966	18.926	36.613	29.037	230.1
10	2'01.326		38.785	17.897	35.747	28.897	245.0

24th 32 Isaac VIÑALES Tech 3 Racing SPA							
		Runs=3	Total laps=13		Full laps=8		
1	3'13.446		1'51.818	18.052	35.761	27.815	238.4
2	2'00.507	P	37.378	17.553	32.818	32.758	238.8
3	5'08.053		3'55.550	16.753	31.065	24.685	243.6
4	1'43.615		33.866	16.054	29.718	23.977	246.2
5	1'42.615		33.629	15.938	29.304	23.744	245.3
6	1'41.682		33.250	15.812	29.025	23.595	246.6
7	1'41.375		33.023	15.769	28.938	23.645	247.3
8	1'41.119		33.048	15.607	28.896	23.568	249.0
9	1'41.185		33.255	15.646	28.909	23.375	247.3
10	1'53.929	P	36.196	16.390	30.255	31.088	243.6
11	19'40.623		8'16.021	19.015	36.389	29.198	234.2
12	1'59.637		38.398	18.295	34.573	28.371	238.8
13	1'55.421		36.433	18.101	33.680	27.207	237.6

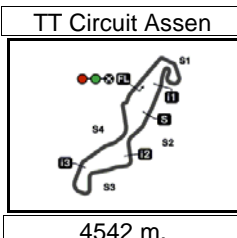
25th 97 Xavi VIERGE Tech 3 Racing SPA							
		Runs=2	Total laps=11		Full laps=7		
1	2'57.167		1'33.848	18.382	36.597	28.340	225.6
2	1'52.927		37.290	17.098	32.265	26.274	243.9
3	1'56.729	P	36.918	16.804	32.520	30.487	241.7
4	4'39.326		3'24.089	16.588	31.091	27.558	244.8
5	1'44.072		34.199	15.972	29.549	24.352	246.6

26th 87 Remy GARDNER Tasca Racing Scuderi AUS							
		Runs=3	Total laps=15		Full laps=9		
1	2'21.842		1'01.897	18.289	33.881	27.775	223.7
2	1'52.635		37.290	17.215	31.928	26.202	241.0
3	1'51.296		36.497	16.923	32.141	25.735	241.6
4	2'04.243	P	38.325	18.218	33.577	34.123	220.6
5	6'05.191		4'45.918	16.765	35.011	27.497	243.5
6	1'44.461		34.456	15.848	29.669	24.488	247.7
7	1'43.548		34.153	15.733	29.555	24.107	249.9
8	1'42.629		33.982	15.715	29.581	23.351	247.9
9	1'44.282		33.782	15.622	29.625	25.253	249.5
10	2'03.346	P	37.118	18.658	33.014	34.556	216.2
11	14'46.255		3'17.364	18.870	41.062	28.959	229.9
12	1'58.840		39.030	17.832	34.253	27.725	238.9
13	1'56.878		38.192	17.650	33.983	27.053	241.1
14	1'56.393		37.963	17.371	33.962	27.097	243.0
unfinished			37.299	17.223			242.7

27th 57 Edgar PONS Paginas Amarillas HP SPA							
		Runs=3	Total laps=13		Full laps=8		
1	2'55.253		1'37.448	17.665	32.894	27.246	236.9
2	1'52.756		36.816	17.278	32.217	26.445	229.6
3	1'50.661		36.151	16.761	31.957	25.792	245.5
4	1'59.191	P	36.613	17.150	32.126	33.302	242.6
5	7'01.569		5'48.952	16.732	30.833	25.052	249.3
6	1'44.494		34.321	16.149	29.747	24.277	249.5
7	1'44.229		33.970	15.923	29.977	24.359	250.9
8	1'55.282	P	33.520	16.040	31.095	34.627	250.7
9	17'48.818		6'24.369	19.159	35.708	29.582	226.1
10	1'59.069		38.742	17.947	34.118	28.262	223.8
11	1'57.706		37.776	17.681	34.438	27.811	234.8
12	1'56.727		37.505	17.858	33.546	27.818	241.5
13	1'55.854		36.449	17.591	34.282	27.532	239.0

Fastest Lap: Thomas LUTHI Garage Plus Interwett SWI **1'37.954** 31.982 14.970 28.331 22.671

These data/results cannot be reproduced, stored and/or transmitted in whole or in part by any manner of electronic, mechanical, photocopying, recording, broadcasting or otherwise now known or herein after developed without the previous express consent by the copyright owner, except for reproduction in daily press and regular printed publications on sale to the public within 60 days of the event related to those data/results and always provided that copyright symbol appears together as follows below.
© DORNA, 2016



4542 m.

MOTUL TT ASSEN

Provisional Starting Grid

Race : 24 laps = 109.008 km



1	1 1'37.954 12 Thomas LUTHI Kalex	2 1'38.402 5 Johann ZARCO Kalex	3 1'38.449 77 Dominique AEGERTER Kalex
2	4 1'38.494 22 Sam LOWES Kalex	5 1'38.544 21 Franco MORBIDELLI Kalex	6 1'38.615 30 Takaaki NAKAGAMI Kalex
3	7 1'38.631 11 Sandro CORTESE Kalex	8 1'38.873 40 Alex RINS Kalex	9 1'39.076 94 Jonas FOLGER Kalex
4	10 1'39.259 7 Lorenzo BALDASSARRI Kalex	11 1'39.294 44 Miguel OLIVEIRA Kalex	12 1'39.322 54 Mattia PASINI Kalex
5	13 1'39.337 73 Alex MARQUEZ Kalex	14 1'39.432 19 Xavier SIMEON Speed Up	15 1'39.513 60 Julian SIMON Speed Up
6	16 1'39.555 24 Simone CORSI Speed Up	17 1'39.647 23 Marcel SCHROTTER Kalex	18 1'39.663 52 Danny KENT Kalex
7	19 1'39.778 49 Axel PONS Kalex	20 1'39.840 55 Hafizh SYAHRIN Kalex	21 1'40.545 10 Luca MARINI Kalex
8	22 1'40.933 70 Robin MULHAUSER Kalex	23 1'40.935 2 Jesko RAFFIN Kalex	24 1'41.119 32 Isaac VIÑALES Tech 3

The results are provisional until the end of the limit for protest and appeals and until the ratification of the Event Management Committee.

Time limit for protest expires 60' at the latest after publication of the results - Mr. Time:

These data/results cannot be reproduced, stored and/or transmitted in whole or in part by any manner of electronic, mechanical, photocopying, recording, broadcasting or otherwise now known or herein after developed without the previous express consent by the copyright owner, except for reproduction in daily press and regular printed publications on sale to the public within 60 days of the event related to those data/results and always provided that copyright symbol appears together as follows below.

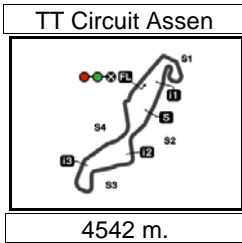
© DORNA, 2016

Official MotoGP Timing by TISSOT
www.motogp.com

Assen, Saturday, June 25, 2016

Page 1 of 2





Results and timing service provided by **TISSOT**

Moto2

23

MOTUL TT ASSEN
Provisional Starting Grid

Race : 24 laps = 109.008 km

9

25
 1'41.898
97 Xavi VIERGE
 Tech 3

26
 1'42.629
87 Remy GARDNER
 Kalex

27
 1'44.229
57 Edgar PONS
 Kalex

The results are provisional until the end of the limit for protest and appeals and until the ratification of the Event Management Committee.

Time limit for protest expires 60' at the latest after publication of the results - Mr. Time:

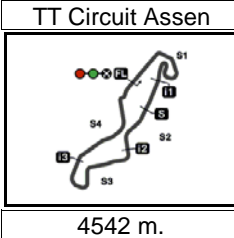
These data/results cannot be reproduced, stored and/or transmitted in whole or in part by any manner of electronic, mechanical, photocopying, recording, broadcasting or otherwise now known or herein after developed without the previous express consent by the copyright owner, except for reproduction in daily press and regular printed publications on sale to the public within 60 days of the event related to those data/results and always provided that copyright symbol appears together as follows below.

© DORNA, 2016

Official MotoGP Timing by **TISSOT**
 www.motogp.com

Assen, Saturday, June 25, 2016



**MOTUL TT ASSEN***After the Qualifying***Event Best Maximum Speed**

<i>Rider</i>	<i>Nation Team</i>	<i>Motorcycle</i>	<i>Km/h</i>
11 Sandro CORTESE	GER Dynavolt Intact GP	KALEX	257.6 Free Practice Nr. 3
55 Hafizh SYHRIN	MAL Petronas Raceline Malaysia	KALEX	257.6 Free Practice Nr. 3
73 Alex MARQUEZ	SPA Estrella Galicia 0,0 Marc VDS	KALEX	257.2 Free Practice Nr. 3
77 Dominique AEGERTER	SWI CarXpert Interwetten	KALEX	256.8 Free Practice Nr. 3
12 Thomas LUTHI	SWI Garage Plus Interwetten	KALEX	256.5 Free Practice Nr. 3
44 Miguel OLIVEIRA	POR Leopard Racing	KALEX	256.2 Free Practice Nr. 3
10 Luca MARINI	ITA Forward Team	KALEX	256.1 Free Practice Nr. 3
5 Johann ZARCO	FRA Ajo Motorsport	KALEX	256.0 Free Practice Nr. 3
94 Jonas FOLGER	GER Dynavolt Intact GP	KALEX	255.9 Free Practice Nr. 3
57 Edgar PONS	SPA Paginas Amarillas HP 40	KALEX	255.8 Free Practice Nr. 3
52 Danny KENT	GBR Leopard Racing	KALEX	255.6 Free Practice Nr. 3
23 Marcel SCHROTTER	GER AGR Team	KALEX	255.3 Free Practice Nr. 3
40 Alex RINS	SPA Paginas Amarillas HP 40	KALEX	255.3 Free Practice Nr. 3
21 Franco MORBIDELLI	ITA Estrella Galicia 0,0 Marc VDS	KALEX	255.1 Free Practice Nr. 3
2 Jesko RAFFIN	SWI Sports-Millions-EMWE-SAG	KALEX	255.0 Free Practice Nr. 3
87 Remy GARDNER	AUS Tasca Racing Scuderia Moto2	KALEX	254.5 Free Practice Nr. 3
30 Takaaki NAKAGAMI	JPN IDEMITSU Honda Team Asia	KALEX	254.4 Free Practice Nr. 3
49 Axel PONS	SPA AGR Team	KALEX	253.9 Free Practice Nr. 3
24 Simone CORSI	ITA Speed Up Racing	SPEED UP	253.9 Free Practice Nr. 3
22 Sam LOWES	GBR Federal Oil Gresini Moto2	KALEX	253.6 Free Practice Nr. 3
54 Mattia PASINI	ITA Italtrans Racing Team	KALEX	253.4 Free Practice Nr. 3
60 Julian SIMON	SPA QMMF Racing Team	SPEED UP	252.8 Free Practice Nr. 3
7 Lorenzo BALDASSARRI	ITA Forward Team	KALEX	252.5 Free Practice Nr. 3
70 Robin MULHAUSER	SWI CarXpert Interwetten	KALEX	252.2 Free Practice Nr. 3
97 Xavi VIERGE	SPA Tech 3 Racing	TECH 3	251.8 Free Practice Nr. 3
19 Xavier SIMEON	BEL QMMF Racing Team	SPEED UP	251.4 Free Practice Nr. 3
32 Isaac VIÑALES	SPA Tech 3 Racing	TECH 3	250.4 Free Practice Nr. 3

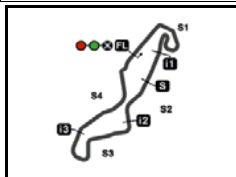
These data/results cannot be reproduced, stored and/or transmitted in whole or in part by any manner of electronic, mechanical, photocopying, recording, broadcasting or otherwise now known or herein after developed without the previous express consent by the copyright owner, except for reproduction in daily press and regular printed publications on sale to the public within 60 days of the event related to those data/results and always provided that copyright symbol appears together as follows below.

© DORNA, 2016

Official MotoGP Timing by TISSOT
www.motogp.com

Assen, Saturday, June 25, 2016





4542 m.

MOTUL TT ASSEN

Qualifying

Best Partial Times

Moto2

IT Ideal Lap Time, sum of the best partial times

BT Best Lap Time

T1		T2		T3		T4				IT	BT	
Pos	Rider	Time	Rider	Time	Rider	Time	Rider	Time	Pos	Rider	IT	BT
1	T.LUTHI	31.982	T.LUTHI	14.970	S.CORTESE	28.092	T.NAKAGAMI	22.564	1	T.LUTHI	1'37.881	1'37.954 (1)
2	J.ZARCO	32.162	D.AEGERTER	15.083	J.ZARCO	28.119	D.AEGERTER	22.648	2	J.ZARCO	1'38.244	1'38.402 (2)
3	F.MORBIDELLI	32.342	T.NAKAGAMI	15.089	T.NAKAGAMI	28.221	S.LOWES	22.658	3	T.NAKAGAMI	1'38.248	1'38.615 (6)
4	L.BALDASSARRI	32.359	A.PONS	15.113	T.LUTHI	28.258	T.LUTHI	22.671	4	D.AEGERTER	1'38.386	1'38.449 (3)
5	T.NAKAGAMI	32.374	S.LOWES	15.126	D.AEGERTER	28.280	S.CORTESE	22.698	5	S.LOWES	1'38.494	1'38.494 (4)
6	D.AEGERTER	32.375	F.MORBIDELLI	15.177	F.MORBIDELLI	28.284	J.ZARCO	22.724	6	F.MORBIDELLI	1'38.544	1'38.544 (5)
7	S.LOWES	32.423	J.FOLGER	15.179	S.LOWES	28.287	F.MORBIDELLI	22.741	7	S.CORTESE	1'38.576	1'38.631 (7)
8	A.RINS	32.448	A.RINS	15.193	X.SIMEON	28.362	L.BALDASSARRI	22.785	8	L.BALDASSARRI	1'38.861	1'39.259 (10)
9	M.OLIVEIRA	32.496	A.MARQUEZ	15.205	M.PASINI	28.362	A.RINS	22.814	9	A.RINS	1'38.866	1'38.873 (8)
10	S.CORTESE	32.525	L.BALDASSARRI	15.234	D.KENT	28.393	X.SIMEON	22.821	10	J.FOLGER	1'39.076	1'39.076 (9)
11	M.PASINI	32.529	J.ZARCO	15.239	A.RINS	28.411	A.MARQUEZ	22.851	11	A.MARQUEZ	1'39.155	1'39.337 (13)
12	J.FOLGER	32.531	S.CORTESE	15.261	A.MARQUEZ	28.422	M.SCHROTTER	22.870	12	M.PASINI	1'39.182	1'39.322 (12)
13	J.SIMON	32.582	X.SIMEON	15.262	S.CORSI	28.425	J.FOLGER	22.890	13	M.OLIVEIRA	1'39.294	1'39.294 (11)
14	H.SYHRIN	32.612	S.CORSI	15.282	M.SCHROTTER	28.439	A.PONS	22.926	14	X.SIMEON	1'39.322	1'39.432 (14)
15	A.MARQUEZ	32.677	M.OLIVEIRA	15.291	J.FOLGER	28.476	S.CORSI	22.933	15	D.KENT	1'39.408	1'39.663 (18)
16	D.KENT	32.687	H.SYHRIN	15.334	J.SIMON	28.482	M.PASINI	22.945	16	M.SCHROTTE	1'39.413	1'39.647 (17)
17	A.PONS	32.742	M.PASINI	15.346	L.BALDASSARRI	28.483	D.KENT	22.980	17	J.SIMON	1'39.504	1'39.513 (15)
18	M.SCHROTTER	32.745	D.KENT	15.348	H.SYHRIN	28.504	M.OLIVEIRA	22.987	18	A.PONS	1'39.508	1'39.778 (19)
19	L.MARINI	32.806	M.SCHROTTER	15.359	M.OLIVEIRA	28.520	J.SIMON	23.068	19	S.CORSI	1'39.555	1'39.555 (16)
20	X.SIMEON	32.877	J.SIMON	15.372	L.MARINI	28.578	H.SYHRIN	23.112	20	H.SYHRIN	1'39.562	1'39.840 (20)
21	S.CORSI	32.915	J.RAFFIN	15.375	R.MULHAUSER	28.620	L.MARINI	23.346	21	L.MARINI	1'40.333	1'40.545 (21)
22	R.MULHAUSER	33.013	R.MULHAUSER	15.494	A.PONS	28.727	R.GARDNER	23.351	22	R.MULHAUSE	1'40.541	1'40.933 (22)
23	I.VIÑALES	33.023	L.MARINI	15.603	J.RAFFIN	28.825	I.VIÑALES	23.375	23	I.VIÑALES	1'40.901	1'41.119 (24)
24	J.RAFFIN	33.300	I.VIÑALES	15.607	I.VIÑALES	28.896	R.MULHAUSER	23.414	24	J.RAFFIN	1'40.935	1'40.935 (23)

These data/results cannot be reproduced, stored and/or transmitted in whole or in part by any manner of electronic, mechanical, photocopying, recording, broadcasting or otherwise now known or herein after developed without the previous express consent by the copyright owner, except for reproduction in daily press and regular printed publications on sale to the public within 60 days of the event related to those data/results and always provided that copyright symbol appears together as follows below.


© DORNA, 2016

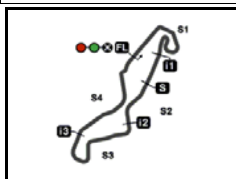
Official MotoGP Timing by TISSOT
www.motogp.com

moto2™



TT Circuit Assen

Results and timing service provided by  TISSOT



4542 m.

MOTUL TT ASSEN
Qualifying
Best Partial Times

Moto2

IT Ideal Lap Time, sum of the best partial times

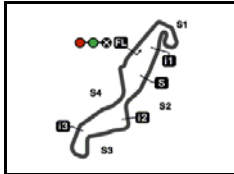
BT Best Lap Time

<i>T1</i>		<i>T2</i>		<i>T3</i>		<i>T4</i>				<i>IT</i>	<i>BT</i>	
<i>Pos</i>	<i>Rider</i>	<i>Time</i>	<i>Rider</i>	<i>Time</i>	<i>Rider</i>	<i>Time</i>	<i>Rider</i>	<i>Time</i>	<i>Pos</i>	<i>Rider</i>		
25	X.VIERGE	33.452	R.GARDNER	15.622	X.VIERGE	29.037	J.RAFFIN	23.435	25	X.VIERGE	1'41.898	1'41.898 (25)
26	E.PONS	33.520	X.VIERGE	15.798	R.GARDNER	29.555	X.VIERGE	23.611	26	R.GARDNER	1'42.310	1'42.629 (26)
27	R.GARDNER	33.782	E.PONS	15.923	E.PONS	29.747	E.PONS	24.277	27	E.PONS	1'43.467	1'44.229 (27)

These data/results cannot be reproduced, stored and/or transmitted in whole or in part by any manner of electronic, mechanical, photocopying, recording, broadcasting or otherwise now known or herein after developed without the previous express consent by the copyright owner, except for reproduction in daily press and regular printed publications on sale to the public within 60 days of the event related to those data/results and always provided that copyright symbol appears together as follows below.
 © DORNA, 2016

Official MotoGP Timing by **TISSOT**
www.motogp.com






4542 m.

MOTUL TT ASSEN

Qualifying

Fastest Laps Sequence

<i>Practice Time</i>	 <i>Rider</i>	<i>Nation</i>	<i>Motorcycle</i>	<i>Time</i>	<i>Km/h</i>	<i>Rider's Lap</i>
4'05.385	19 Xavier SIMEON	BEL	SPEED UP	1'51.964	146.0	2
4'19.102	24 Simone CORSI	ITA	SPEED UP	1'49.481	149.3	2
5'53.957	19 Xavier SIMEON	BEL	SPEED UP	1'48.572	150.6	3
6'19.652	73 Alex MARQUEZ	SPA	KALEX	1'46.197	153.9	3
8'03.140	73 Alex MARQUEZ	SPA	KALEX	1'43.488	158.0	4
8'05.033	77 Dominique AEGERTER	SWI	KALEX	1'41.882	160.4	3
9'14.928	5 Johann ZARCO	FRA	KALEX	1'40.223	163.1	3
9'45.033	77 Dominique AEGERTER	SWI	KALEX	1'40.000	163.5	4
10'53.657	5 Johann ZARCO	FRA	KALEX	1'38.729	165.6	4
13'02.443	77 Dominique AEGERTER	SWI	KALEX	1'38.449	166.0	6
14'31.453	12 Thomas LUTHI	SWI	KALEX	1'37.954	166.9	5

These data/results cannot be reproduced, stored and/or transmitted in whole or in part by any manner of electronic, mechanical, photocopying, recording, broadcasting or otherwise now known or herein after developed without the previous express consent by the copyright owner, except for reproduction in daily press and regular printed publications on sale to the public within 60 days of the event related to those data/results and always provided that copyright symbol appears together as follows below.

© DORNA, 2016

Official MotoGP Timing by TISSOT
www.motogp.com

Assen, Saturday, June 25, 2016

moto2

