


4542 m.

MOTUL TT ASSEN

Free Practice Nr. 2

Classification

6

	Rider	Nation	Team	Motorcycle	Time	Lap Total	Gap	Top Speed
1	44 Aron CANET	SPA	Estrella Galicia 0,0	HONDA	1'43.031	17 17		211.1
2	23 Niccolò ANTONELLI	ITA	Ongetta-Rivacold	HONDA	1'43.144	15 16	0.113 0.113	213.0
3	8 Nicolo BULEGA	ITA	SKY Racing Team VR46	KTM	1'43.202	13 15	0.171 0.058	209.5
4	11 Livio LOI	BEL	RW Racing GP BV	HONDA	1'43.208	18 18	0.177 0.006	213.1
5	19 Gabriel RODRIGO	ARG	RBA Racing Team	KTM	1'43.229	15 15	0.198 0.021	212.0
6	5 Romano FENATI	ITA	SKY Racing Team VR46	KTM	1'43.265	16 17	0.234 0.036	211.2
7	33 Enea BASTIANINI	ITA	Gresini Racing Moto3	HONDA	1'43.293	15 15	0.262 0.028	212.3
8	36 Joan MIR	SPA	Leopard Racing	KTM	1'43.374	10 16	0.343 0.081	211.5
9	95 Jules DANILO	FRA	Ongetta-Rivacold	HONDA	1'43.416	14 16	0.385 0.042	212.0
10	21 Francesco BAGNAIA	ITA	ASPAR Mahindra Team Moto3	MAHINDRA	1'43.464	10 16	0.433 0.048	210.8
11	64 Bo BENDSNEYDER	NED	Red Bull KTM Ajo	KTM	1'43.468	10 17	0.437 0.004	208.8
12	58 Juanfran GUEVARA	SPA	RBA Racing Team	KTM	1'43.561	9 15	0.530 0.093	213.5
13	4 Fabio DI GIANNANTONIO	ITA	Gresini Racing Moto3	HONDA	1'43.579	14 14	0.548 0.018	212.3
14	41 Brad BINDER	RSA	Red Bull KTM Ajo	KTM	1'43.612	19 19	0.581 0.033	212.3
15	17 John MCPHEE	GBR	Peugeot MC Saxoprint	PEUGEOT	1'43.618	15 15	0.587 0.006	210.5
16	16 Andrea MIGNO	ITA	SKY Racing Team VR46	KTM	1'43.726	8 14	0.695 0.108	212.7
17	84 Jakub KORNFEIL	CZE	Drive M7 SIC Racing Team	HONDA	1'43.927	16 16	0.896 0.201	209.7
18	20 Fabio QUARTARARO	FRA	Leopard Racing	KTM	1'44.177	12 17	1.146 0.250	212.1
19	40 Darryn BINDER	RSA	Platinum Bay Real Estate	MAHINDRA	1'44.183	16 16	1.152 0.006	212.1
20	65 Philipp OETTL	GER	Schedl GP Racing	KTM	1'44.376	15 16	1.345 0.193	209.4
21	89 Khairul Idham PAWI	MAL	Honda Team Asia	HONDA	1'44.435	18 18	1.404 0.059	209.7
22	48 Lorenzo DALLA PORTA	ITA	Estrella Galicia 0,0	HONDA	1'44.508	16 20	1.477 0.073	207.4
23	7 Adam NORRODIN	MAL	Drive M7 SIC Racing Team	HONDA	1'44.545	16 16	1.514 0.037	210.4
24	6 Maria HERRERA	SPA	MH6 Team	KTM	1'44.717	15 16	1.686 0.172	209.7
25	10 Alexis MASBOU	FRA	Peugeot MC Saxoprint	PEUGEOT	1'44.853	15 15	1.822 0.136	206.5
26	88 Jorge MARTIN	SPA	ASPAR Mahindra Team Moto3	MAHINDRA	1'44.907	3 4	1.876 0.054	208.1
27	24 Tatsuki SUZUKI	JPN	CIP-Unicom Starker	MAHINDRA	1'44.965	14 14	1.934 0.058	208.2
28	55 Andrea LOCATELLI	ITA	Leopard Racing	KTM	1'45.220	2 3	2.189 0.255	210.5
29	43 Stefano VALTULINI	ITA	3570 Team Italia	MAHINDRA	1'45.432	16 19	2.401 0.212	206.1
30	77 Lorenzo PETRARCA	ITA	3570 Team Italia	MAHINDRA	1'46.116	16 19	3.085 0.684	204.1
31	22 Danny WEBB	GBR	Platinum Bay Real Estate	MAHINDRA	1'46.125	15 17	3.094 0.009	204.8
32	3 Fabio SPIRANELLI	ITA	CIP-Unicom Starker	MAHINDRA	1'46.494	16 16	3.463 0.369	208.0

Practice condition: Dry

Air: 23°

Humidity: 72%

Ground: 29°

Fastest Lap:	Lap: 17	Aron CANET	1'43.031	158.7 Km/h
Circuit Record Lap:	2015	Jorge NAVARRO	1'42.135	160.0 Km/h
Circuit Best Lap:	2015	Enea BASTIANINI	1'41.283	161.4 Km/h

The results are provisional until the end of the limit for protest and appeals.

Time limit for protest expires 30' after publication of the results - Mr. Time:

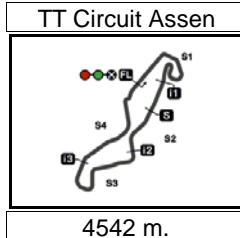
These data/results cannot be reproduced, stored and/or transmitted in whole or in part by any manner of electronic, mechanical, photocopying, recording, broadcasting or otherwise now known or herein after developed without the previous express consent by the copyright owner, except for reproduction in daily press and regular printed publications on sale to the public within 60 days of the event related to those data/results and always provided that copyright symbol appears together as follows below.

© DORNA, 2016

Official MotoGP Timing by TISSOT
www.motogp.com

Assen, Friday, June 24, 2016







MOTUL TT ASSEN

Free Practice Nr. 2

Combined Free Practice Times

7

	Rider	Nation	Team	MOTORCYCLE	FP1	FP2	Gap
1	44 A.CANET	SPA	Estrella Galicia 0,0	HONDA	1'45.669	3 1'43.031	17
2	23 N.ANTONELLI	ITA	Ongetta-Rivacold	HONDA	1'45.610	3 1'43.144	0.113 0.113
3	8 N.BULEGA	ITA	SKY Racing Team VR46	KTM	1'46.839	6 1'43.202	0.171 0.058
4	11 L.LOI	BEL	RW Racing GP BV	HONDA	1'46.481	6 1'43.208	0.177 0.006
5	19 G.RODRIGO	ARG	RBA Racing Team	KTM	1'48.483	5 1'43.229	0.198 0.021
6	5 R.FENATI	ITA	SKY Racing Team VR46	KTM	1'46.511	4 1'43.265	0.234 0.036
7	33 E.BASTIANINI	ITA	Gresini Racing Moto3	HONDA	1'45.331	6 1'43.293	0.262 0.028
8	36 J.MIR	SPA	Leopard Racing	KTM	1'45.993	6 1'43.374	0.343 0.081
9	95 J.DANILO	FRA	Ongetta-Rivacold	HONDA	1'46.684	4 1'43.416	0.385 0.042
10	21 F.BAGNAIA	ITA	ASPAR Mahindra Team Moto3	MAHINDRA	1'46.550	4 1'43.464	0.433 0.048
11	64 B.BENDSNEYDEI	NED	Red Bull KTM Ajo	KTM	1'50.775	2 1'43.468	0.437 0.004
12	58 J.GUEVARA	SPA	RBA Racing Team	KTM	1'46.904	4 1'43.561	0.530 0.093
13	4 F.DI GIANNANTO	ITA	Gresini Racing Moto3	HONDA	1'47.563	6 1'43.579	0.548 0.018
14	41 B.BINDER	RSA	Red Bull KTM Ajo	KTM	1'46.394	5 1'43.612	0.581 0.033
15	17 J.MCPHEE	GBR	Peugeot MC Saxoprint	PEUGEOT	1'46.723	4 1'43.618	0.587 0.006
16	16 A.MIGNO	ITA	SKY Racing Team VR46	KTM	1'46.866	2 1'43.726	0.695 0.108
17	84 J.KORNFEIL	CZE	Drive M7 SIC Racing Team	HONDA	1'46.888	5 1'43.927	0.896 0.201
18	20 F.QUARTARARO	FRA	Leopard Racing	KTM	1'45.858	6 1'44.177	1.146 0.250
19	40 D.BINDER	RSA	Platinum Bay Real Estate	MAHINDRA	1'48.976	6 1'44.183	1.152 0.006
20	65 P.OETTL	GER	Schedl GP Racing	KTM	1'47.163	5 1'44.376	1.345 0.193
21	89 K.PAWI	MAL	Honda Team Asia	HONDA	1'47.473	6 1'44.435	1.404 0.059
22	48 L.DALLA PORTA	ITA	Estrella Galicia 0,0	HONDA	1'47.764	6 1'44.508	1.477 0.073
23	7 A.NORRODIN	MAL	Drive M7 SIC Racing Team	HONDA	1'47.989	5 1'44.545	1.514 0.037
24	6 M.HERRERA	SPA	MH6 Team	KTM	1'47.789	5 1'44.717	1.686 0.172
25	10 A.MASBOU	FRA	Peugeot MC Saxoprint	PEUGEOT	1'46.764	6 1'44.853	1.822 0.136
26	88 J.MARTIN	SPA	ASPAR Mahindra Team Moto3	MAHINDRA	1'47.145	6 1'44.907	1.876 0.054
27	24 T.SUZUKI	JPN	CIP-Unicom Starker	MAHINDRA	1'47.293	5 1'44.965	1.934 0.058
28	55 A.LOCATELLI	ITA	Leopard Racing	KTM	1'46.110	6 1'45.220	2.189 0.255
29	43 S.VALTULINI	ITA	3570 Team Italia	MAHINDRA	1'53.374	10 1'45.432	2.401 0.212
30	77 L.PETRARCA	ITA	3570 Team Italia	MAHINDRA	1'50.351	6 1'46.116	3.085 0.684
31	22 D.WEBB	GBR	Platinum Bay Real Estate	MAHINDRA	1'50.261	4 1'46.125	3.094 0.009
32	3 F.SPIRANELLI	ITA	CIP-Unicom Starker	MAHINDRA	1'49.916	4 1'46.494	3.463 0.369

Pole Position Record:	2015	Enea BASTIANINI	1'41.283	161.4 Km/h
Circuit Record Lap:	2015	Jorge NAVARRO	1'42.135	160.0 Km/h
Circuit Best Lap:	2015	Enea BASTIANINI	1'41.283	161.4 Km/h

The results are provisional until the end of the limit for protest and appeals.

Time limit for protest expires 60' after publication of the results - Mr. Time:

These data/results cannot be reproduced, stored and/or transmitted in whole or in part by any manner of electronic, mechanical, photocopying, recording, broadcasting or otherwise now known or herein after developed without the previous express consent by the copyright owner, except for reproduction in daily press and regular printed publications on sale to the public within 60 days of the event related to those data/results and always provided that copyright symbol appears together as follows below.

© DORNA, 2016

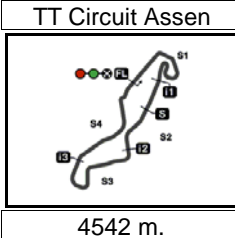
Official MotoGP Timing by TISSOT

www.motogp.com

Assen, Friday, June 24, 2016







MOTUL TT ASSEN

Free Practice Nr. 2

Top Speed & Average

8



Rider	Nation	Motorcycle	Top 5 speeds					Average	Top
58 Juanfran GUEVARA	SPA	KTM	213.5	212.0	212.0	211.8	211.3	212.1	213.5
11 Livio LOI	BEL	HONDA	213.1	211.2	211.1	210.5	209.0	211.0	213.1
23 Niccolò ANTONELLI	ITA	HONDA	213.0	212.3	209.2	208.1	207.9	209.7	213.0
16 Andrea MIGNO	ITA	KTM	212.7	212.5	210.5	210.1	209.6	211.1	212.7
41 Brad BINDER	RSA	KTM	212.3	208.8	208.7	208.6	208.1	209.3	212.3
33 Enea BASTIANINI	ITA	HONDA	212.3	212.1	209.0	208.3	207.0	209.7	212.3
4 Fabio DI GIANNANTONIO	ITA	HONDA	212.3	212.2	211.5	211.0	209.0	211.2	212.3
20 Fabio QUARTARARO	FRA	KTM	212.1	209.2	209.1	208.6	205.2	208.8	212.1
40 Darryn BINDER	RSA	MAHINDRA	212.1	207.9	207.7	206.8	205.5	208.0	212.1
19 Gabriel RODRIGO	ARG	KTM	212.0	211.0	210.2	209.8	209.6	210.5	212.0
95 Jules DANILO	FRA	HONDA	212.0	211.4	210.9	210.5	208.4	210.6	212.0
36 Joan MIR	SPA	KTM	211.5	211.4	210.1	209.4	208.2	210.1	211.5
5 Romano FENATI	ITA	KTM	211.2	210.6	209.5	209.2	207.9	209.7	211.2
44 Aron CANET	SPA	HONDA	211.1	210.2	209.4	208.6	206.8	209.2	211.1
21 Francesco BAGNAIA	ITA	MAHINDRA	210.8	209.7	209.5	208.9	208.7	209.5	210.8
55 Andrea LOCATELLI	ITA	KTM	210.5	207.0	168.1			195.2	210.5
17 John MCPHEE	GBR	PEUGEOT	210.5	210.3	208.4	208.4	207.7	209.1	210.5
7 Adam NORRODIN	MAL	HONDA	210.4	210.0	209.2	207.8	207.1	208.9	210.4
6 Maria HERRERA	SPA	KTM	209.7	209.7	208.5	208.0	207.8	208.6	209.7
89 Khairul Idham PAWI	MAL	HONDA	209.7	209.6	209.3	208.5	208.0	209.0	209.7
84 Jakub KORNFEL	CZE	HONDA	209.7	209.6	209.2	207.8	207.2	208.7	209.7
8 Nicolo BULEGA	ITA	KTM	209.5	208.6	208.5	208.4	207.2	208.4	209.5
65 Philipp OETTL	GER	KTM	209.4	207.5	206.3	205.7	205.7	206.7	209.4
64 Bo BENDSNEYDER	NED	KTM	208.8	207.8	207.8	205.4	205.0	207.0	208.8
24 Tatsuki SUZUKI	JPN	MAHINDRA	208.2	208.2	206.4	205.2	205.1	206.6	208.2
88 Jorge MARTIN	SPA	MAHINDRA	208.1	207.6	197.2	188.9		200.5	208.1
3 Fabio SPIRANELLI	ITA	MAHINDRA	208.0	206.6	206.3	206.1	205.5	206.5	208.0
48 Lorenzo DALLA PORTA	ITA	HONDA	207.4	207.2	207.2	207.1	207.0	207.2	207.4
10 Alexis MASBOU	FRA	PEUGEOT	206.5	205.5	204.6	202.8	202.7	204.4	206.5
43 Stefano VALTULINI	ITA	MAHINDRA	206.1	205.4	205.3	205.2	205.1	205.4	206.1
22 Danny WEBB	GBR	MAHINDRA	204.8	203.2	200.8	200.7	200.1	201.9	204.8
77 Lorenzo PETRARCA	ITA	MAHINDRA	204.1	203.2	202.9	202.8	202.1	203.0	204.1

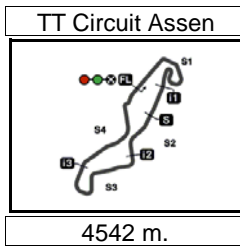
These data/results cannot be reproduced, stored and/or transmitted in whole or in part by any manner of electronic, mechanical, photocopying, recording, broadcasting or otherwise now known or herein after developed without the previous express consent by the copyright owner, except for reproduction in daily press and regular printed publications on sale to the public within 60 days of the event related to those data/results and always provided that copyright symbol appears together as follows below.

© DORNA, 2016

Official MotoGP Timing by TISSOT
www.motogp.com

Assen, Friday, June 24, 2016





MOTUL TT ASSEN Free Practice Nr. 2

Chronological Analysis of Performances

9

* Lap / Sector time cancelled T1 Time from finish line to 1st intermediate T3 Time from 2nd intermed. to 3rd intermed.
P Crossing the finish line in pit lane T2 Time from 1st intermed. to 2nd intermed. T4 Time from 3rd intermediate to finish line

Lap	Lap Time	T1	T2	T3	T4	Speed	Lap	Lap Time	T1	T2	T3	T4	Speed
1st 44 Aron CANET Estrella Galicia 0,0 SPA							4th 11 Livio LOI RW Racing GP BV BEL						
Runs=3 Total laps=17 Full laps=12							Runs=3 Total laps=18 Full laps=13						
1	2'24.616	1'10.805	17.969	30.794	25.048	201.5	1	2'32.268	1'15.993	19.473	32.230	24.572	172.9
2	1'46.627	34.761	17.342	29.857	24.667	204.0	2	1'45.155	34.570	16.923	29.538	24.124	209.0
3	1'45.920	34.367	17.226	29.757	24.570	204.2	3	1'44.810	34.211	16.733	29.403	24.463	210.5
4	1'45.468	34.362	16.994	29.561	24.551	204.3	4	1'45.148	34.570	16.861	29.381	24.336	207.6
5	1'55.568 P	34.498	17.119	30.172	33.779	203.2	5	1'55.719	44.768	16.971	29.537	24.443	206.1
6	8'57.919	7'46.544	16.909	29.798	24.668	205.4	6	1'44.694	34.373	16.940	29.274	24.107	206.4
7	1'44.931	34.305	16.875	29.578	24.173	206.5	7	1'53.031 P	34.188	16.854	29.730	32.259	208.9
8	1'51.102	36.082	17.307	33.651	24.062	203.5	8	6'08.471	4'56.029	17.271	29.771	25.400	202.7
9	1'43.491	33.972	16.655	29.017	23.847	210.2	9	1'45.234	34.496	17.038	29.432	24.268	205.2
10	1'43.653	34.008	16.717	29.112	23.816	211.1	10	1'44.689	34.246	16.938	29.337	24.168	204.6
11	1'44.299	33.856	16.832	29.258	24.353	206.8	11	1'44.474	33.960	16.932	29.325	24.257	204.2
12	1'54.385 P	34.712	17.200	29.816	32.657	202.3	12	1'44.851	34.065	16.894	29.621	24.271	205.0
13	4'51.744	3'40.915	17.360	29.354	24.115	203.6	13	1'54.457 P	34.759	17.995	30.277	31.426	190.2
14	1'43.676	33.869	16.788	28.966	24.053	205.5	14	5'42.433	4'30.225	18.520	29.580	24.108	192.7
15	1'46.861	34.316	16.708	30.649	25.188	209.4	15	1'43.756	33.961	16.543	29.382	23.870	213.1
16	1'46.263	33.978	16.749	31.603	23.933	205.9	16	1'43.823	34.204	16.613	29.100	23.906	211.1
17	1'43.031	33.797	16.624	28.836	23.774	208.6	17	1'53.797	43.550	16.977	29.308	23.962	205.0
							18	1'43.208	33.886	16.621	28.900	23.801	211.2
2nd 23 Niccolò ANTONELL Ongetta-Rivacold ITA							5th 19 Gabriel RODRIGO RBA Racing Team ARG						
Runs=3 Total laps=16 Full laps=11							Runs=3 Total laps=15 Full laps=10						
1	2'30.111	1'13.889	20.443	31.098	24.681	157.7	1	2'39.774	1'24.129	19.913	30.617	25.115	185.5
2	1'45.822	34.911	16.873	29.635	24.403	202.8	2	1'46.002	34.636	17.006	29.899	24.461	209.6
3	1'44.510	34.104	16.626	29.466	24.314	212.3	3	1'45.554	34.398	16.882	29.894	24.380	208.2
4	1'44.257	33.927	16.692	29.469	24.169	205.9	4	1'44.971	34.239	16.836	29.600	24.296	207.3
5	1'47.052	34.020	16.723	29.359	26.950	206.3	5	1'45.216	34.346	16.833	29.695	24.342	207.4
6	1'56.395	35.996	25.938	29.830	24.631	99.9	6	1'44.788	34.260	16.863	29.550	24.115	210.2
7	1'53.972 P	33.965	16.589	29.792	33.626	213.0	7	1'53.892 P	34.373	17.272	30.370	31.877	204.5
8	7'37.164	6'26.072	16.970	29.631	24.491	204.4	8	9'20.350	7'52.263	23.828	36.849	27.410	128.6
9	1'44.310	34.003	16.727	29.189	24.391	207.9	9	1'44.873	34.280	16.878	29.555	24.160	209.1
10	1'44.092	33.980	16.699	29.289	24.124	206.3	10	1'44.733	34.219	16.781	29.559	24.174	209.8
11	1'55.133 P	36.227	16.804	29.787	32.315	207.3	11	1'54.220 P	34.770	16.962	30.311	32.177	209.0
12	7'44.211	6'29.450	20.735	29.819	24.207	142.1	12	7'43.136	6'24.042	23.543	31.005	24.546	127.1
13	1'43.371	33.760	16.664	29.154	23.793	208.1							
14	1'51.468	36.703	16.727	31.971	26.067	207.9							
15	1'43.144	33.805	16.531	29.082	23.726	209.2							
16	1'43.177	33.845	16.629	28.976	23.727	207.8							
3rd 8 Nicolo BULEGA SKY Racing Team VR ITA													
Runs=3 Total laps=15 Full laps=10													
1	2'38.720	1'26.584	17.420	30.220	24.496	206.7							
2	1'45.495	34.574	16.908	29.671	24.342	203.5							
3	1'44.574	34.104	16.830	29.395	24.245	204.7							
4	1'44.454	34.083	16.801	29.352	24.218	205.1							
5	1'54.138 P	34.848	16.800	29.595	32.895	205.5							

Fastest Lap: Aron CANET Estrella Galicia 0,0 SPA **1'43.031** 33.797 16.624 28.836 23.774

These data/results cannot be reproduced, stored and/or transmitted in whole or in part by any manner of electronic, mechanical, photocopying, recording, broadcasting or otherwise now known or herein after developed without the previous express consent by the copyright owner, except for reproduction in daily press and regular printed publications on sale to the public within 60 days of the event related to those data/results and always provided that copyright symbol appears together as follows below.
© DORNA, 2016



Free Practice Nr. 2

Moto3

Lap	Lap Time	T1	T2	T3	T4	Speed	Lap	Lap Time	T1	T2	T3	T4	Speed
13	1'43.947	34.029	16.801	29.127	23.990	208.5	13	5'44.399	4'28.236	21.301	30.726	24.136	145.1
14	1'47.280	36.352	16.600	30.172	24.156	211.0	14	1'44.313	34.074	16.772	29.392	24.075	205.7
15	1'43.229	33.900	16.606	28.865	23.858	212.0	15	1'48.746	38.429	16.786	29.470	24.061	205.2
							16	1'44.401	34.141	16.738	29.429	24.093	206.0

6th		5	Romano FENATI				SKY Racing Team VR				ITA	
			Runs=3	Total laps=17	Full laps=12							
1	2'11.108	58.422	18.040	30.107	24.539	194.3						
2	1'44.443	34.164	16.841	29.327	24.111	207.4						
3	1'44.137	34.078	16.696	29.337	24.026	207.9						
4	1'44.284	33.816	16.590	29.490	24.388	209.5						
5	1'52.113	P 34.123	17.277	29.296	31.417	192.2						
6	7'41.519	6'30.940	17.037	29.486	24.056	203.6						
7	1'43.993	33.775	16.779	29.416	24.023	205.9						
8	1'43.804	33.824	16.734	29.225	24.021	206.3						
9	1'43.748	33.946	16.682	29.229	23.891	207.8						
10	1'43.911	33.798	16.736	29.338	24.039	205.0						
11	1'51.432	41.253	16.758	29.519	23.902	204.8						
12	1'43.702	33.932	16.589	29.220	23.961	207.6						
13	1'43.580	33.802	16.507	29.206	24.065	211.2						
14	1'55.677	P 34.450	17.171	30.191	33.865	202.2						
15	5'32.913	4'21.076	17.261	29.303	25.273	202.0						
16	1'43.265	33.719	16.623	28.955	23.968	210.6						
17	1'44.384	34.721	16.906	29.038	23.719	209.2						

9th		95	Jules DANILO				Ongetta-Rivacold				FRA	
			Runs=3	Total laps=16	Full laps=11							
1	2'08.758	54.744	18.381	30.705	24.928	189.3						
2	1'46.699	34.975	17.159	29.925	24.640	206.3						
3	1'44.901	34.670	16.672	29.389	24.170	211.4						
4	1'45.220	34.358	16.818	29.732	24.312	207.8						
5	1'45.473	34.382	16.870	29.759	24.462	207.4						
6	1'53.222	P 34.669	17.076	30.084	31.393	205.1						
7	9'54.090	8'42.128	17.258	30.184	24.520	204.7						
8	1'45.003	34.179	16.936	29.490	24.398	205.8						
9	1'44.648	34.150	16.893	29.212	24.393	204.3						
10	1'44.632	34.252	16.784	29.515	24.081	207.8						
11	1'53.584	P 34.916	16.837	29.611	32.220	207.8						
12	5'59.031	4'46.383	18.865	29.743	24.040	173.6						
13	1'43.775	33.940	16.581	29.291	23.963	212.0						
14	1'43.416	33.872	16.514	29.136	23.894	210.5						
15	1'44.501	34.184	16.679	29.170	24.468	208.4						
16	1'44.465	34.520	16.574	29.074	24.297	210.9						

7th		33	Enea BASTIANINI				Gresini Racing Moto3				ITA	
			Runs=3	Total laps=15	Full laps=10							
1	2'39.494	1'24.383	18.665	30.924	25.522	184.9						
2	1'44.782	34.186	16.728	29.509	24.359	212.3						
3	1'46.152	34.466	16.688	29.863	25.135	212.1						
4	1'44.620	34.209	16.823	29.427	24.161	207.0						
5	1'44.380	34.093	16.570	29.251	24.466	209.0						
6	1'49.825	38.809	16.732	29.838	24.446	206.2						
7	1'54.401	P 34.152	16.536	29.300	34.413	208.3						
8	12'38.692	1'24.041	18.411	30.728	25.512	180.9						
9	1'43.650	33.898	16.657	29.168	23.927	206.2						
10	1'43.681	33.860	16.699	29.077	24.045	205.9						
11	1'43.995	33.825	16.735	29.257	24.178	204.4						
12	1'52.860	P 34.589	17.011	29.158	32.102	201.2						
13	4'57.061	3'43.798	17.371	30.489	25.403	199.8						
14	1'43.421	33.789	16.761	29.009	23.862	205.5						
15	1'43.293	33.772	16.652	28.948	23.921	206.3						

10th		21	Francesco BAGNAI				ASPAR Mahindra Tea				ITA	
			Runs=3	Total laps=16	Full laps=11							
1	2'09.509	54.418	17.328	30.006	27.757	202.4						
2	1'45.208	34.393	16.832	29.551	24.432	209.5						
3	1'44.647	34.273	16.778	29.399	24.197	207.3						
4	1'44.733	34.031	16.834	29.396	24.472	208.9						
5	1'44.595	34.174	16.776	29.326	24.319	206.3						
6	1'49.596	38.649	17.313	29.680	23.954	198.9						
7	1'44.633	34.036	16.784	29.428	24.385	205.3						
8	1'55.971	P 34.853	17.398	30.470	33.250	195.8						
9	7'32.747	6'22.704	16.888	29.339	23.816	210.8						
10	1'43.464	34.128	16.524	28.976	23.836	209.7						
11	1'43.926	34.100	16.649	29.120	24.057	208.7						
12	1'44.390	33.954	16.807	29.369	24.260	205.1						
13	1'57.667	P 37.968	17.700	29.685	32.314	189.0						
14	7'18.214	6'07.087	17.056	29.422	24.649	204.1						
15	1'44.961	35.265	16.657	29.146	23.893	207.5						
16	1'43.891	34.010	16.660	29.138	24.083	208.2						

8th		36	Joan MIR				Leopard Racing				SPA	
			Runs=3	Total laps=16	Full laps=11							
1	2'30.348	1'12.117	20.394	33.353	24.484	158.5						
2	1'45.673	35.007	16.729	29.640	24.297	207.9						
3	1'44.801	34.235	16.805	29.586	24.175	211.5						
4	1'44.453	34.111	16.696	29.442	24.204	208.2						
5	1'44.422	34.133	16.694	29.510	24.085	207.2						
6	1'58.814	40.362	23.554	29.823	25.075	120.0						
7	1'53.944	P 34.427	16.731	29.714	33.072	207.2						
8	8'50.811	7'40.384	16.822	29.614	23.991	210.1						
9	1'43.465	33.840	16.542	29.139	23.944	209.4						
10	1'43.374	33.855	16.550	29.157	23.812	211.4						
11	2'01.480	45.903	18.251	32.376	24.950	202.3						
12	1'52.981	P 34.242	16.931	29.912	31.896	204.6						

11th		64	Bo BENDSNEYDER				Red Bull KTM Ajo				NED	
			Runs=3	Total laps=17	Full laps=12							
1	2'34.911	1'18.597	20.004	31.493	24.817	157.6						
2	1'45.956	34.696	17.030	29.758	24.472	204.0						
3	1'44.916	34.258	16.906	29.385	24.367	205.4						
4	1'44.855	34.285	16.931	29.318	24.321	204.4						
5	1'44.695	34.192	16.904	29.253	24.346	203.7						
6	1'52.677	P 34.516	17.569	29.475	31.117	196.2						
7	7'14.381	6'03.346	17.116	29.534	24.385	203.2						
8	1'43.816	33.994	16.837	29.110	23.875	204.7						
9	1'43.964	34.042	16.688	29.122	24.112	207.8						
10	1'43.468	33.875	16.771	28.975	23.847	205.0						
11	1'43.910	33.816	16.835	29.229	24.030	203.6						

Fastest Lap: Aron CANET Estrella Galicia 0,0 SPA **1'43.031** 33.797 16.624 28.836 23.774

These data/results cannot be reproduced, stored and/or transmitted in whole or in part by any manner of electronic, mechanical, photocopying, recording, broadcasting or otherwise now known or herein after developed without the previous express consent by the copyright owner, except for reproduction in daily press and regular printed publications on sale to the public within 60 days of the event related to those data/results and always provided that copyright symbol appears together as follows below.
© DORNA, 2016



Free Practice Nr. 2

Moto3

Lap	Lap Time	T1	T2	T3	T4	Speed	Lap	Lap Time	T1	T2	T3	T4	Speed	
12	1'56.546	P	34.216	22.373	29.374	30.583	149.4	13	1'43.688	34.038	16.661	29.121	23.868	208.7
13	6'27.687	5'17.459	16.991	29.296	23.941	202.5	14	1'55.332	P	34.135	16.939	32.435	31.823	206.3
14	1'45.425	34.054	16.849	29.885	24.637	204.5	15	8'12.838	7'02.955	16.820	29.153	23.910	206.9	
15	1'53.292	40.380	17.086	30.767	25.059	198.0	16	1'43.856	33.534	16.586	28.988	24.748	208.6	
16	1'44.831	34.624	16.772	29.315	24.120	207.8	17	1'53.793	39.656	19.174	29.764	25.199	171.5	
17	1'43.562	34.081	16.658	29.099	23.724	208.8	18	1'43.733	33.738	16.617	29.520	23.858	212.3	
							19	1'43.612	33.887	16.695	29.161	23.869	206.8	

12th 58 Juanfran GUEVARA RBA Racing Team SPA

Runs=3	Total laps=15	Full laps=10					
1	2'38.769	1'22.778	19.220	31.770	25.001	181.3	
2	1'45.563	34.815	16.945	29.686	24.117	211.3	
3	1'44.605	34.331	16.690	29.469	24.115	212.0	
4	1'44.399	34.173	16.736	29.340	24.150	211.8	
5	1'45.157	34.302	16.797	29.727	24.331	210.9	
6	1'52.001	P	34.179	16.743	29.797	31.282	208.6
7	10'47.515	9'36.727	16.971	29.772	24.045	208.3	
8	1'43.747	33.904	16.647	29.264	23.932	210.0	
9	1'43.561	33.853	16.608	29.251	23.849	210.5	
10	1'44.196	34.359	16.654	29.314	23.869	213.5	
11	1'52.750	P	34.019	16.674	29.236	32.821	209.6
12	6'28.069	5'06.542	23.999	33.402	24.126	111.5	
13	1'48.576	35.411	16.631	31.931	24.603	209.9	
14	1'45.999	34.672	17.257	30.124	23.946	202.7	
15	1'43.574	34.249	16.489	29.127	23.709	212.0	

13th 4 Fabio DI GIANNANT Gresini Racing Moto3 ITA

Runs=3	Total laps=14	Full laps=9					
1	2'06.930	54.567	17.384	30.166	24.813	203.3	
2	1'46.514	34.810	16.980	30.085	24.639	205.7	
3	1'45.638	34.472	16.957	29.693	24.516	205.7	
4	1'44.867	33.994	16.897	29.573	24.403	204.9	
5	1'52.247	P	34.458	16.785	29.290	31.714	209.0
6	12'53.908	1'43.446	16.867	29.512	24.083	207.2	
7	1'44.225	34.215	16.675	29.145	24.190	208.2	
8	1'45.968	35.985	16.679	29.236	24.068	207.8	
9	1'50.227	P	34.053	16.559	29.224	30.391	211.0
10	6'33.025	5'22.841	16.810	29.200	24.174	207.6	
11	1'44.441	33.975	16.786	29.161	24.519	206.5	
12	1'44.809	35.061	16.487	29.150	24.111	211.5	
13	1'43.858	34.038	16.564	29.199	24.057	212.2	
14	1'43.579	34.000	16.607	28.998	23.974	212.3	

14th 41 Brad BINDER Red Bull KTM Ajo RSA

Runs=2	Total laps=19	Full laps=16				
1	2'41.736	1'26.348	17.331	33.400	24.657	206.3
2	1'45.708	34.605	16.879	29.775	24.449	206.8
3	1'44.947	34.120	16.825	29.716	24.286	208.0
4	1'44.595	34.205	16.830	29.324	24.236	206.7
5	1'44.369	34.016	16.635	29.363	24.355	207.8
6	1'44.690	34.064	16.855	29.550	24.221	207.3
7	1'54.093	38.456	20.856	30.457	24.324	181.9
8	1'45.083	34.276	16.864	29.657	24.286	204.6
9	1'44.634	34.023	16.883	29.643	24.085	204.8
10	1'45.518	34.383	16.858	29.983	24.294	206.8
11	1'51.900	41.579	16.699	29.540	24.082	208.1
12	1'43.990	34.108	16.612	29.302	23.968	208.8

15th 17 John MCPHEE Peugeot MC Saxoprin GBR

Runs=3	Total laps=15	Full laps=10					
1	2'30.949	1'12.231	21.786	32.040	24.892	140.0	
2	1'46.493	35.095	16.828	30.144	24.426	207.7	
3	1'45.468	34.697	16.791	29.423	24.557	208.4	
4	1'44.640	34.373	16.707	29.226	24.334	208.4	
5	1'48.586	37.911	16.841	29.476	24.358	205.0	
6	1'56.307	P	34.588	17.067	32.021	32.631	205.0
7	10'38.981	9'22.712	17.697	34.220	24.352	200.8	
8	1'43.957	34.450	16.676	29.065	23.766	210.3	
9	1'44.337	34.211	16.606	29.193	24.327	210.5	
10	1'44.090	34.142	16.752	29.209	23.987	204.5	
11	1'57.646	P	36.796	16.891	30.207	33.752	204.4
12	5'48.189	4'23.091	20.484	39.399	25.215	180.6	
13	1'48.914	35.122	17.162	29.707	26.923	199.5	
14	1'52.171	39.725	17.599	30.745	24.102	197.5	
15	1'43.618	33.941	16.735	28.988	23.954	205.4	

16th 16 Andrea MIGNO SKY Racing Team VR ITA

Runs=3	Total laps=14	Full laps=9					
1	2'30.997	1'19.024	17.277	30.351	24.345	205.0	
2	1'45.115	34.705	16.610	29.704	24.096	209.4	
3	1'45.003	34.342	16.714	29.530	24.417	212.5	
4	1'44.335	34.557	16.706	29.104	23.968	209.6	
5	1'44.529	34.092	16.793	29.346	24.298	212.7	
6	1'52.930	P	34.466	17.071	29.636	31.757	203.9
7	10'52.689	9'41.871	17.076	29.616	24.126	205.4	
8	1'43.726	33.898	16.710	29.122	23.996	210.5	
9	1'45.715	34.191	17.368	29.994	24.162	208.7	
10	1'45.207	34.416	16.915	29.791	24.085	207.8	
11	1'53.631	P	34.036	16.701	29.245	33.649	210.1
12	7'15.716	6'04.759	17.267	29.342	24.348	201.4	
13	1'44.254	34.213	16.999	29.042	24.000	204.2	
14	1'44.562	34.272	17.044	29.077	24.169	203.4	

17th 84 Jakub KORNFEIL Drive M7 SIC Racing CZE

Runs=3	Total laps=16	Full laps=11					
1	1'57.345	41.130	17.554	31.073	27.588	203.0	
2	1'46.893	35.011	17.035	30.050	24.797	207.0	
3	1'46.321	35.092	16.874	29.783	24.572	206.7	
4	1'45.638	34.582	16.838	29.740	24.478	206.0	
5	1'45.822	34.634	16.917	29.786	24.485	205.0	
6	1'54.096	P	35.021	17.198	30.498	31.379	202.3
7	11'18.084	0'05.142	17.325	30.345	25.272	204.0	
8	1'44.754	34.574	16.794	29.303	24.083	207.8	
9	1'46.032	34.303	17.426	30.065	24.238	206.5	
10	1'44.686	34.396	16.766	29.337	24.187	207.2	
11	1'44.284	34.135	16.700	29.203	24.246	209.6	

Fastest Lap: Aron CANET Estrella Galicia 0,0 SPA 1'43.031 33.797 16.624 28.836 23.774

These data/results cannot be reproduced, stored and/or transmitted in whole or in part by any manner of electronic, mechanical, photocopying, recording, broadcasting or otherwise now known or herein after developed without the previous express consent by the copyright owner, except for reproduction in daily press and regular printed publications on sale to the public within 60 days of the event related to those data/results and always provided that copyright symbol appears together as follows below.
© DORNA, 2016

Free Practice Nr. 2

Moto3

Lap	Lap Time	T1	T2	T3	T4	Speed	Lap	Lap Time	T1	T2	T3	T4	Speed		
12	1'54.257	P	34.215	16.855	29.652	33.535	205.2	10	1'53.717	P	35.610	17.511	29.928	30.668	195.4
13	4'35.488		3'16.855	17.764	35.793	25.076	198.2	11	13'56.955		2'45.733	17.175	29.746	24.301	203.1
14	1'50.542		35.144	17.056	33.979	24.363	206.7	12	1'44.416		34.222	16.838	29.338	24.018	205.0
15	1'44.186		34.187	16.625	29.402	23.972	209.7	13	1'44.807		34.490	16.809	29.326	24.182	205.7
16	1'43.927		34.063	16.869	29.039	23.956	209.2	14	1'47.605		34.907	18.518	29.981	24.199	176.5

18th 20 Fabio QUARTARAR Leopard Racing FRA
Runs=3 Total laps=17 Full laps=12

1	1'47.092		34.581	17.239	30.532	24.740	202.4
2	1'46.041		34.636	17.052	29.852	24.501	203.8
3	1'45.420		34.407	16.951	29.655	24.407	204.8
4	1'45.022		34.293	16.882	29.475	24.372	205.2
5	1'45.167		34.262	16.971	29.577	24.357	204.0
6	1'44.986		34.229	16.909	29.577	24.271	204.4
7	1'55.934	P	35.490	17.566	31.623	31.255	198.1
8	7'58.341		6'42.647	17.053	31.149	27.492	203.4
9	1'44.897		34.438	16.684	29.673	24.102	209.2
10	1'44.219		34.341	16.551	29.389	23.938	212.1
11	1'44.227		34.116	16.737	29.415	23.959	209.1
12	1'44.177		34.069	16.752	29.385	23.971	208.6
13	1'52.765	P	34.619	17.018	30.133	30.995	204.1
14	5'59.052		4'44.869	19.919	30.110	24.154	169.8
15	1'48.639		34.105	16.826	33.377	24.331	204.6
16	1'44.320		34.150	16.922	29.317	23.931	203.5
17	1'44.189		33.950	16.856	29.169	24.214	204.7

19th 40 Darryn BINDER Platinum Bay Real Es RSA
Runs=3 Total laps=16 Full laps=11

1	2'25.054		1'11.082	17.912	31.093	24.967	205.5
2	1'46.766		34.986	17.151	30.013	24.616	205.0
3	1'46.494		34.916	17.004	29.847	24.727	205.1
4	1'46.364		34.797	16.912	30.102	24.553	203.2
5	1'45.614		34.628	16.976	29.764	24.246	203.8
6	1'46.000		34.538	16.875	29.825	24.762	202.6
7	2'01.199	P	36.419	17.520	31.979	35.281	202.5
8	9'09.333		7'56.289	17.635	30.694	24.715	204.5
9	1'46.836		35.037	17.065	30.050	24.684	204.2
10	1'46.313		34.709	16.975	29.985	24.644	203.9
11	1'55.328	P	35.066	17.185	30.952	32.125	201.6
12	6'08.163		4'45.136	26.495	32.099	24.433	172.9
13	1'44.587		34.535	16.635	29.257	24.160	207.9
14	1'44.393	*	34.106	16.694	29.200	24.393*	206.8
15	1'44.442		34.531	16.713	29.236	23.962	212.1
16	1'44.183		34.284	16.639	29.102	24.158	207.7

20th 65 Philipp OETTL Schedl GP Racing GER
Runs=2 Total laps=16 Full laps=13

1	2'15.434		1'02.309	17.428	30.888	24.809	204.7
2	1'46.194		34.963	16.930	29.820	24.481	205.7
3	1'46.064		34.446	16.794	29.815	25.009	209.4
4	1'46.356		34.613	17.092	29.799	24.852	207.5
5	1'44.988		34.298	16.853	29.530	24.307	204.8
6	1'48.425		36.991	16.939	29.897	24.598	206.3
7	1'46.119		34.239	17.254	30.184	24.442	205.7
8	1'45.031		34.247	16.912	29.597	24.275	204.1
9	1'44.625		34.083	16.807	29.498	24.237	204.9

21st 89 Khairul Idham PAWI Honda Team Asia MAL
Runs=2 Total laps=18 Full laps=15

1	2'16.253		56.414	21.878	32.946	25.015	140.8
2	1'46.931		35.237	16.994	29.996	24.704	206.8
3	1'46.724		34.824	17.027	30.212	24.661	206.9
4	1'46.503		34.624	17.023	30.096	24.760	208.0
5	1'45.900		34.559	17.050	29.774	24.517	206.3
6	1'45.563		34.527	17.025	29.672	24.339	205.7
7	2'16.586	P	46.571	19.926	36.017	34.072	172.7
8	9'19.380		7'47.878	23.552	36.697	31.253	130.3
9	1'44.565		34.223	16.772	29.275	24.295	209.6
10	1'44.858		34.435	16.918	29.286	24.219	208.5
11	1'45.751		34.475	17.037	29.742	24.497	209.7
12	1'54.268		38.988	19.389	31.076	24.815	183.1
13	1'45.994		34.352	17.273	29.747	24.622	203.3
14	1'45.593		34.439	17.149	29.504	24.501	204.0
15	1'55.108		34.379	17.473	33.976	29.280	202.7
16	1'44.990		34.101	16.966	29.583	24.340	206.1
17	1'48.284		37.107	16.873	29.761	24.543	207.1
18	1'44.435		34.168	16.866	29.291	24.110	209.3

22nd 48 Lorenzo DALLA PO Estrella Galicia 0,0 ITA
Runs=3 Total laps=20 Full laps=15

1	2'11.331		57.610	17.506	31.036	25.179	205.3
2	1'47.003		35.031	17.067	30.175	24.730	206.8
3	1'49.239		36.934	17.023	30.312	24.970	207.2
4	1'46.376		34.653	17.046	29.859	24.818	207.1
5	1'45.970		34.958	16.850	29.730	24.432	207.0
6	1'46.050		34.422	16.958	29.999	24.671	206.4
7	1'55.268	P	35.664	17.229	31.232	31.143	206.1
8	4'21.987		3'08.571	18.136	30.441	24.839	195.1
9	1'45.791		34.489	16.952	29.934	24.416	206.0
10	1'45.591		34.500	16.946	29.763	24.382	206.8
11	1'45.504		34.345	16.941	29.764	24.454	206.8
12	1'44.924		34.270	16.818	29.610	24.226	207.0
13	1'45.050		34.240	16.927	29.573	24.310	206.5
14	1'52.570	P	34.607	16.994	29.992	30.977	206.5
15	4'39.575		3'28.347	17.127	29.759	24.342	205.1
16	1'44.508		34.240	16.841	29.266	24.161	206.6
17	1'44.567		34.074	16.804	29.539	24.150	207.2
18	1'44.818		34.187	16.851	29.526	24.254	206.8
19	1'45.431		34.553	16.938	29.602	24.338	206.1
20	1'44.706		34.205	16.859	29.430	24.212	207.4

23rd 7 Adam NORRODIN Drive M7 SIC Racing MAL
Runs=3 Total laps=16 Full laps=11

1	1'55.912		41.609	17.787	31.103	25.413	203.6
2	1'48.776		35.374	17.319	30.726	25.357	205.9

Fastest Lap: Aron CANET Estrella Galicia 0,0 SPA **1'43.031** 33.797 16.624 28.836 23.774

These data/results cannot be reproduced, stored and/or transmitted in whole or in part by any manner of electronic, mechanical, photocopying, recording, broadcasting or otherwise now known or herein after developed without the previous express consent by the copyright owner, except for reproduction in daily press and regular printed publications on sale to the public within 60 days of the event related to those data/results and always provided that copyright symbol appears together as follows below.
© DORNA, 2016

Free Practice Nr. 2

Moto3

Lap	Lap Time	T1	T2	T3	T4	Speed	Lap	Lap Time	T1	T2	T3	T4	Speed					
3	1'46.721	35.190	17.017	29.908	24.606	207.1	3	1'44.907	34.614	16.707	29.389	24.197	208.1					
4	1'46.463	34.580	17.013	30.028	24.842	205.9	4	2'02.317 P	40.780	17.522	32.037	31.978	197.2					
5	1'47.575	34.921	17.275	30.364	25.015	204.3	27th 24 Tatsuki SUZUKI CIP-Unicom Starker JPN											
6	1'55.802 P	35.355	17.413	31.009	32.025	203.8	Runs=3 Total laps=14 Full laps=9											
7	9'20.311	8'07.028	17.997	30.863	24.423	200.7	1	2'17.890	1'03.785	17.878	31.095	25.132	204.7					
8	1'48.214	36.179	17.171	30.543	24.321	206.7	2	1'48.050	35.641	17.217	30.188	25.004	205.2					
9	1'45.071	34.718	16.809	29.342	24.202	210.0	3	1'46.967	35.120	17.113	29.950	24.784	205.0					
10	1'45.178	34.518	17.072	29.551	24.037	210.4	4	1'46.632	35.179	17.051	29.813	24.589	205.1					
11	1'44.705	34.171	16.925	29.436	24.173	207.8	5	1'49.366	36.189	17.324	30.416	25.437	200.7					
12	1'54.570 P	35.066	17.246	30.466	31.792	203.9	6	2'01.201 P	39.654	17.595	30.670	33.282	200.9					
13	6'22.801	5'06.248	17.500	31.714	27.339	205.0	7	11'10.935	9'54.704	19.287	31.759	25.185	176.7					
14	1'49.219	36.725	17.569	30.296	24.629	203.5	8	1'45.512	34.520	16.965	29.662	24.365	206.4					
15	1'45.274	34.331	16.975	29.719	24.249	204.1	9	1'45.448	34.557	16.786	29.799	24.306	208.2					
16	1'44.545	33.944	16.904	29.296	24.401	209.2	10	1'56.161 P	36.213	17.242	29.593	33.113	203.0					
24th 6 Maria HERRERA MH6 Team SPA							Runs=3 Total laps=16 Full laps=11											
1	2'11.911	58.920	17.933	30.202	24.856	197.1	11	7'35.010	6'15.612	18.066	32.367	28.965	194.6					
2	1'46.908	35.271	17.025	29.962	24.650	209.7	12	1'47.989	35.047	17.561	30.460	24.921	196.1					
3	1'50.086	35.398	17.345	30.370	26.973	206.3	13	1'45.432	34.384	17.260	29.607	24.181	202.4					
4	1'45.902	34.788	16.858	29.741	24.515	209.7	14	1'44.965	34.748	16.786	29.176	24.255	208.2					
5	1'45.749	34.601	16.942	29.824	24.382	208.0	28th 55 Andrea LOCATELLI Leopard Racing ITA											
6	1'56.786 P	34.951	17.136	30.037	34.662	205.4	Runs=1 Total laps=3 Full laps=1											
7	8'13.660	6'57.590	17.278	30.257	28.535	203.2	1	2'31.482	1'12.541	20.356	34.228	24.357	168.1					
8	1'45.363	34.695	16.924	29.401	24.343	208.5	2	1'45.220	34.621	16.791	29.739	24.069	207.0					
9	1'44.979	34.542	16.867	29.399	24.171	207.8	3	3'21.709 P	34.299	16.603	29.564	2'01.243	210.5					
10	1'55.622 P	34.409	17.067	29.567	34.579	207.3	29th 43 Stefano VALTULINI 3570 Team Italia ITA											
11	7'41.535	6'28.919	17.154	31.026	24.436	204.4	Runs=2 Total laps=19 Full laps=16											
12	1'49.858	35.470	18.092	29.953	26.343	194.0	1	2'12.265	56.590	18.626	31.437	25.612	201.9					
13	1'44.806	34.415	16.807	29.370	24.214	207.7	2	1'48.119	35.443	17.418	30.269	24.989	205.1					
14	1'51.059	35.934	17.417	30.174	27.534	200.1	3	1'47.630	35.244	17.198	29.998	25.190	205.1					
15	1'44.717	34.471	16.811	29.372	24.063	207.2	4	1'47.054	34.743	17.180	30.030	25.101	206.1					
16	1'44.880	34.538	16.779	29.361	24.202	207.8	5	1'46.292	34.635	17.095	29.824	24.738	205.3					
25th 10 Alexis MASBOU Peugeot MC Saxoprin FRA							Runs=3 Total laps=15 Full laps=11											
1	2'27.034	1'10.632	18.522	32.433	25.447	193.8	6	1'47.354	35.799	17.122	29.820	24.613	205.4					
2	1'47.871	35.416	17.167	30.320	24.968	201.9	7	1'47.164	34.738	17.357	30.044	25.025	202.0					
3	1'50.919	34.888	17.021	29.779	29.231	202.8	8	1'52.196	39.382	17.438	30.283	25.093	200.7					
4	1'47.929	36.025	17.101	29.929	24.874	202.3	9	1'47.394	34.870	17.292	30.289	24.943	200.5					
5	1'45.831	34.759	16.804	29.562	24.706	204.6	10	1'55.547 P	35.227	17.299	30.440	32.581	201.2					
6	1'47.165	35.180	17.393	29.915	24.677	201.4	11	7'57.900	6'44.332	18.084	30.741	24.743	200.0					
7	1'51.167 P	34.622	17.005	30.060	29.480	206.5	12	1'46.467	34.599	17.156	29.855	24.857	201.6					
8	9'19.413 P	7'52.863	21.927	33.671	30.952	173.7	13	1'55.423	39.386	17.782	33.374	24.881	201.1					
9	6'55.424	5'43.431	17.328	29.989	24.676	201.1	14	1'45.881	34.587	17.147	29.689	24.458	202.7					
10	1'45.924	34.514	17.156	29.631	24.623	200.1	15	1'46.966	34.581	17.178	30.637	24.570	205.2					
11	2'07.522	51.701	19.159	32.007	24.655	183.3	16	1'45.432	34.499	17.000	29.608	24.325	204.5					
12	1'45.955	34.361	17.076	29.692	24.826	201.5	17	1'47.258	35.162	17.468	30.074	24.554	201.4					
13	1'45.625	34.569	17.048	29.502	24.506	201.3	18	1'59.082	41.500	19.827	31.892	25.863	175.0					
14	1'54.931	44.305	16.988	29.509	24.129	205.5	19	1'45.857	34.456	17.253	29.532	24.616	204.2					
15	1'44.853	34.348	16.916	29.228	24.361	202.7	30th 77 Lorenzo PETRARC 3570 Team Italia ITA											
26th 88 Jorge MARTIN ASPAR Mahindra Tea SPA							Runs=2 Total laps=19 Full laps=16											
1	2'09.072	54.192	19.212	30.611	25.057	188.9	1	1'54.912	39.594	18.099	31.640	25.579	202.0					
2	1'46.180	35.035	16.971	29.854	24.320	207.6	2	1'49.622	35.730	17.513	31.026	25.353	203.2					
Fastest Lap: Aron CANET Estrella Galicia 0,0 SPA 1'43.031 33.797 16.624 28.836 23.774							3						1'48.085	35.239	17.394	30.407	25.045	204.1
							4						1'48.112	35.160	17.337	30.580	25.035	202.9
							5						1'47.923	35.179	17.464	30.344	24.936	200.8
							6						1'47.590	34.988	17.472	30.364	24.766	199.8

These data/results cannot be reproduced, stored and/or transmitted in whole or in part by any manner of electronic, mechanical, photocopying, recording, broadcasting or otherwise now known or herein after developed without the previous express consent by the copyright owner, except for reproduction in daily press and regular printed publications on sale to the public within 60 days of the event related to those data/results and always provided that copyright symbol appears together as follows below.
© DORNA, 2016

Free Practice Nr. 2

Moto3

Lap	Lap Time	T1	T2	T3	T4	Speed	Lap	Lap Time	T1	T2	T3	T4	Speed
7	1'47.674	34.996	17.423	30.366	24.889	200.3							
8	1'47.737	34.942	17.244	30.345	25.206	202.8							
9	2'01.691 P	36.565	18.767	33.712	32.647	185.7							
10	8'16.707	7'02.935	18.072	30.937	24.763	200.2							
11	1'46.688	34.831	17.231	29.995	24.631	202.1							
12	1'46.299	34.599	17.214	29.906	24.580	201.5							
13	1'46.547	34.817	17.155	30.041	24.534	201.4							
14	1'46.239	34.520	17.171	29.907	24.641	201.7							
15	1'46.966	35.050	17.377	30.015	24.524	199.4							
16	1'46.116	34.691	17.116	29.846	24.463	201.8							
17	1'46.361	34.685	17.218	29.978	24.480	198.7							
18	1'49.053	36.121	17.562	30.614	24.756	200.1							
19	1'46.145	34.567	17.188	29.906	24.484	200.8							

31st 22 **Danny WEBB** Platinum Bay Real Es GBR
Runs=3 Total laps=17 Full laps=12

1	2'49.781	1'34.673	18.139	31.448	25.521	200.7							
2	1'49.105	35.759	17.625	30.531	25.190	198.0							
3	1'49.885	36.336	17.570	30.614	25.365	198.7							
4	1'48.995	35.596	17.645	30.488	25.266	199.5							
5	1'48.854	35.636	17.513	30.633	25.072	197.0							
6	1'48.943	35.421	17.630	30.534	25.358	197.2							
7	1'48.390	35.528	17.551	30.276	25.035	199.0							
8	1'57.125 P	35.819	17.560	30.640	33.106	199.5							
9	6'52.314	5'34.338	17.931	33.209	26.836	199.7							
10	1'47.889	35.405	17.473	30.121	24.890	200.1							
11	1'47.334	35.083	17.401	30.060	24.790	198.6							
12	1'56.205 P	35.776	17.872	30.212	32.345	190.7							
13	5'58.291	4'35.803	22.043	34.519	25.926	171.8							
14	1'46.850	35.223	17.141	30.146	24.340	204.8							
15	1'46.125	34.768	17.132	29.593	24.632	203.2							
16	1'46.505	34.911	17.201	29.647	24.746	200.8							
17	1'51.045	37.466	18.078	30.269	25.232	193.4							

32nd 3 **Fabio SPIRANELLI** CIP-Unicom Starker ITA
Runs=3 Total laps=16 Full laps=11

1	2'29.653	1'13.590	18.330	31.956	25.777	201.4							
2	1'48.138	35.975	17.059	30.221	24.883	204.5							
3	1'47.051	34.828	17.037	30.118	25.068	206.6							
4	1'47.413	35.431	17.074	29.912	24.996	206.1							
5	1'46.768	35.004	17.323	29.802	24.639	201.4							
6	1'47.116	34.658	17.321	30.160	24.977	202.1							
7	1'58.211 P	34.860	17.378	30.697	35.276	202.1							
8	9'13.870	7'58.367	18.955	31.147	25.401	188.9							
9	1'47.515	35.181	17.551	30.102	24.681	198.7							
10	1'46.716	34.805	17.222	30.042	24.647	203.3							
11	1'46.880	34.873	17.211	29.827	24.969	197.8							
12	1'57.984 P	37.115	17.729	31.044	32.096	198.8							
13	5'44.007	4'28.525	17.390	31.646	26.446	205.5							
14	1'50.458	36.845	17.994	30.295	25.324	197.6							
15	1'46.537	34.849	17.011	29.897	24.780	208.0							
16	1'46.494	34.832	16.989	29.909	24.764	206.3							

Fastest Lap: Aron CANET Estrella Galicia 0,0 SPA **1'43.031** 33.797 16.624 28.836 23.774

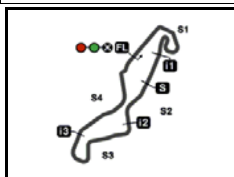
These data/results cannot be reproduced, stored and/or transmitted in whole or in part by any manner of electronic, mechanical, photocopying, recording, broadcasting or otherwise now known or herein after developed without the previous express consent by the copyright owner, except for reproduction in daily press and regular printed publications on sale to the public within 60 days of the event related to those data/results and always provided that copyright symbol appears together as follows below.
© DORNA, 2016

Official MotoGP Timing by TISSOT
www.motogp.com

Assen, Friday, June 24, 2016

Page 6 of 6





4542 m.

MOTUL TT ASSEN

Free Practice Nr. 2

Best Partial Times

Moto3

IT Ideal Lap Time, sum of the best partial times*BT* Best Lap Time

<i>T1</i>		<i>T2</i>		<i>T3</i>		<i>T4</i>				<i>IT</i>	<i>BT</i>	
Pos	Rider	Time	Rider	Time	Rider	Time	Rider	Time	Pos	Rider		
1	B.BINDER	33.534	F.DI GIANNANTO	16.487	A.CANET	28.836	J.GUEVARA	23.709	1	R.FENATI	1'42.900	1'43.265 (6)
2	R.FENATI	33.719	J.GUEVARA	16.489	G.RODRIGO	28.865	R.FENATI	23.719	2	B.BINDER	1'42.966	1'43.612 (14)
3	N.BULEGA	33.739	R.FENATI	16.507	L.LOI	28.900	B.BENDSNEYDE	23.724	3	N.ANTONELLI	1'42.993	1'43.144 (2)
4	N.ANTONELLI	33.760	J.DANILO	16.514	E.BASTIANINI	28.948	N.ANTONELLI	23.726	4	A.CANET	1'43.031	1'43.031 (1)
5	E.BASTIANINI	33.772	F.BAGNAIA	16.524	R.FENATI	28.955	J.MCPHEE	23.766	5	E.BASTIANINI	1'43.118	1'43.293 (7)
6	A.CANET	33.797	N.ANTONELLI	16.531	B.BENDSNEYDE	28.975	A.CANET	23.774	6	L.LOI	1'43.130	1'43.208 (4)
7	B.BENDSNEYDE	33.816	E.BASTIANINI	16.536	F.BAGNAIA	28.976	L.LOI	23.801	7	B.BENDSNEYDE	1'43.173	1'43.468 (11)
8	J.MIR	33.840	J.MIR	16.542	N.ANTONELLI	28.976	J.MIR	23.812	8	J.GUEVARA	1'43.178	1'43.561 (12)
9	J.GUEVARA	33.853	L.LOI	16.543	J.MCPHEE	28.988	N.BULEGA	23.816	9	N.BULEGA	1'43.202	1'43.202 (3)
10	J.DANILO	33.872	F.QUARTARARO	16.551	B.BINDER	28.988	F.BAGNAIA	23.816	10	G.RODRIGO	1'43.223	1'43.229 (5)
11	L.LOI	33.886	B.BINDER	16.586	F.DI GIANNANTO	28.998	G.RODRIGO	23.858	11	F.BAGNAIA	1'43.270	1'43.464 (10)
12	A.MIGNO	33.898	G.RODRIGO	16.600	N.BULEGA	29.007	B.BINDER	23.858	12	J.MCPHEE	1'43.301	1'43.618 (15)
13	G.RODRIGO	33.900	A.LOCATELLI	16.603	J.KORNFEIL	29.039	E.BASTIANINI	23.862	13	J.MIR	1'43.333	1'43.374 (8)
14	J.MCPHEE	33.941	J.MCPHEE	16.606	A.MIGNO	29.042	J.DANILO	23.894	14	J.DANILO	1'43.354	1'43.416 (9)
15	A.NORRODIN	33.944	A.MIGNO	16.610	J.DANILO	29.074	F.QUARTARARO	23.931	15	F.DI GIANNANTO	1'43.434	1'43.579 (13)
16	F.QUARTARARO	33.950	A.CANET	16.624	D.BINDER	29.102	J.KORNFEIL	23.956	16	A.MIGNO	1'43.518	1'43.726 (16)
17	F.BAGNAIA	33.954	J.KORNFEIL	16.625	J.GUEVARA	29.127	D.BINDER	23.962	17	F.QUARTARARO	1'43.601	1'44.177 (18)
18	F.DI GIANNANTO	33.975	D.BINDER	16.635	J.MIR	29.139	A.MIGNO	23.968	18	J.KORNFEIL	1'43.683	1'43.927 (17)
19	J.KORNFEIL	34.063	N.BULEGA	16.640	F.QUARTARARO	29.169	F.DI GIANNANTO	23.974	19	D.BINDER	1'43.805	1'44.183 (19)
20	L.DALLA PORTA	34.074	B.BENDSNEYDE	16.658	T.SUZUKI	29.176	P.OETTL	24.018	20	A.NORRODIN	1'44.086	1'44.545 (23)
21	P.OETTL	34.083	J.MARTIN	16.707	A.MASBOU	29.228	A.NORRODIN	24.037	21	P.OETTL	1'44.221	1'44.376 (20)
22	K.PAWI	34.101	K.PAWI	16.772	L.DALLA PORTA	29.266	M.HERRERA	24.063	22	K.PAWI	1'44.258	1'44.435 (21)
23	D.BINDER	34.106	M.HERRERA	16.779	K.PAWI	29.275	A.LOCATELLI	24.069	23	L.DALLA PORTA	1'44.294	1'44.508 (22)
24	A.LOCATELLI	34.299	T.SUZUKI	16.786	A.NORRODIN	29.296	K.PAWI	24.110	24	A.MASBOU	1'44.509	1'44.853 (25)

These data/results cannot be reproduced, stored and/or transmitted in whole or in part by any manner of electronic, mechanical, photocopying, recording, broadcasting or otherwise now known or herein after developed without the previous express consent by the copyright owner, except for reproduction in daily press and regular printed publications on sale to the public within 60 days of the event related to those data/results and always provided that copyright symbol appears together as follows below.


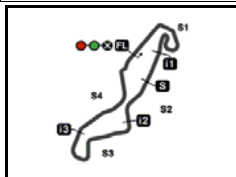
© DORNA, 2016

Official MotoGP Timing by TISSOT
www.motogp.com

motoE



TT Circuit Assen

Results and timing service provided by  TISSOT

4542 m.

MOTUL TT ASSEN

Free Practice Nr. 2

Best Partial Times

Moto3

IT Ideal Lap Time, sum of the best partial times*BT* Best Lap Time

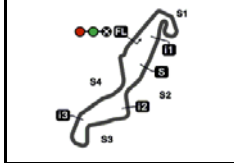
<i>T1</i>		<i>T2</i>		<i>T3</i>		<i>T4</i>				<i>IT</i>	<i>BT</i>	
<i>Pos</i>	<i>Rider</i>	<i>Time</i>	<i>Rider</i>	<i>Time</i>	<i>Rider</i>	<i>Time</i>	<i>Rider</i>	<i>Time</i>	<i>Pos</i>	<i>Rider</i>	<i>IT</i>	<i>BT</i>
25	A.MASBOU	34.348	P.OETTL	16.794	P.OETTL	29.326	A.MASBOU	24.129	25	T.SUZUKI	1'44.527	1'44.965 (27)
26	T.SUZUKI	34.384	A.MASBOU	16.804	M.HERRERA	29.361	L.DALLA PORTA	24.150	26	A.LOCATELLI	1'44.535	1'45.220 (28)
27	M.HERRERA	34.409	L.DALLA PORTA	16.804	J.MARTIN	29.389	T.SUZUKI	24.181	27	M.HERRERA	1'44.612	1'44.717 (24)
28	S.VALTULINI	34.456	A.NORRODIN	16.809	S.VALTULINI	29.532	J.MARTIN	24.197	28	J.MARTIN	1'44.907	1'44.907 (26)
29	L.PETRARCA	34.520	F.SPIRANELLI	16.989	A.LOCATELLI	29.564	S.VALTULINI	24.325	29	S.VALTULINI	1'45.313	1'45.432 (29)
30	J.MARTIN	34.614	S.VALTULINI	17.000	D.WEBB	29.593	D.WEBB	24.340	30	D.WEBB	1'45.833	1'46.125 (31)
31	F.SPIRANELLI	34.658	L.PETRARCA	17.116	F.SPIRANELLI	29.802	L.PETRARCA	24.463	31	L.PETRARCA	1'45.945	1'46.116 (30)
32	D.WEBB	34.768	D.WEBB	17.132	L.PETRARCA	29.846	F.SPIRANELLI	24.639	32	F.SPIRANELLI	1'46.088	1'46.494 (32)

These data/results cannot be reproduced, stored and/or transmitted in whole or in part by any manner of electronic, mechanical, photocopying, recording, broadcasting or otherwise now known or herein after developed without the previous express consent by the copyright owner, except for reproduction in daily press and regular printed publications on sale to the public within 60 days of the event related to those data/results and always provided that copyright symbol appears together as follows below.

© DORNA, 2016

Official MotoGP Timing by TISSOT
www.motogp.com






4542 m.

MOTUL TT ASSEN

Free Practice Nr. 2

Fastest Laps Sequence

<i>Practice Time</i>	 <i>Rider</i>	<i>Nation</i>	<i>Motorcycle</i>	<i>Time</i>	<i>Km/h</i>	<i>Rider's Lap</i>
3'33.133	20 Fabio QUARTARARO	FRA	KTM	1'46.041	154.1	2
3'54.717	21 Francesco BAGNAIA	ITA	MAHINDRA	1'45.208	155.4	2
3'55.551	5 Romano FENATI	ITA	KTM	1'44.443	156.5	2
5'39.688	5 Romano FENATI	ITA	KTM	1'44.137	157.0	3
18'41.597	5 Romano FENATI	ITA	KTM	1'43.993	157.2	7
20'25.401	5 Romano FENATI	ITA	KTM	1'43.804	157.5	8
22'09.149	5 Romano FENATI	ITA	KTM	1'43.748	157.6	9
23'53.639	64 Bo BENDSNEYDER	NED	KTM	1'43.468	158.0	10
23'55.103	21 Francesco BAGNAIA	ITA	MAHINDRA	1'43.464	158.0	10
25'40.105	36 Joan MIR	SPA	KTM	1'43.374	158.1	10
35'50.400	23 Niccolò ANTONELLI	ITA	HONDA	1'43.371	158.1	13
37'31.939	8 Nicolo BULEGA	ITA	KTM	1'43.202	158.4	13
39'25.012	23 Niccolò ANTONELLI	ITA	HONDA	1'43.144	158.5	15
41'09.554	44 Aron CANET	SPA	HONDA	1'43.031	158.7	17

These data/results cannot be reproduced, stored and/or transmitted in whole or in part by any manner of electronic, mechanical, photocopying, recording, broadcasting or otherwise now known or herein after developed without the previous express consent by the copyright owner, except for reproduction in daily press and regular printed publications on sale to the public within 60 days of the event related to those data/results and always provided that copyright symbol appears together as follows below.

© DORNA, 2016

Official MotoGP Timing by TISSOT
www.motogp.com

Assen, Friday, June 24, 2016

