


4542 m.

## MOTUL TT ASSEN

## Warm Up

## Classification

	Rider	Nation	Team	Motorcycle	Time	Lap Total	Gap	Top Speed
1	5 Romano FENATI	ITA	SKY Racing Team VR46	KTM	<b>1'42.956</b>	7 11		<b>215.2</b>
2	19 Gabriel RODRIGO	ARG	RBA Racing Team	KTM	<b>1'43.155</b>	7 11	0.199 0.199	<b>213.2</b>
3	95 Jules DANILO	FRA	Ongetta-Rivacold	HONDA	<b>1'43.482</b>	11 11	0.526 0.327	<b>213.7</b>
4	4 Fabio DI GIANNANTONIO	ITA	Gresini Racing Moto3	HONDA	<b>1'43.534</b>	11 11	0.578 0.052	<b>209.2</b>
5	21 Francesco BAGNAIA	ITA	ASPAR Mahindra Team Moto3	MAHINDRA	<b>1'43.579</b>	11 11	0.623 0.045	<b>210.1</b>
6	41 Brad BINDER	RSA	Red Bull KTM Ajo	KTM	<b>1'43.616</b>	11 11	0.660 0.037	<b>211.8</b>
7	16 Andrea MIGNO	ITA	SKY Racing Team VR46	KTM	<b>1'43.654</b>	7 11	0.698 0.038	<b>212.8</b>
8	44 Aron CANET	SPA	Estrella Galicia 0,0	HONDA	<b>1'43.661</b>	11 11	0.705 0.007	<b>212.8</b>
9	6 Maria HERRERA	SPA	MH6 Team	KTM	<b>1'43.691</b>	7 11	0.735 0.030	<b>215.0</b>
10	8 Nicolo BULEGA	ITA	SKY Racing Team VR46	KTM	<b>1'43.717</b>	7 11	0.761 0.026	<b>212.1</b>
11	33 Enea BASTIANINI	ITA	Gresini Racing Moto3	HONDA	<b>1'43.877</b>	7 11	0.921 0.160	<b>212.6</b>
12	89 Khairul Idham PAWI	MAL	Honda Team Asia	HONDA	<b>1'43.950</b>	11 11	0.994 0.073	<b>211.3</b>
13	64 Bo BENDSNEYDER	NED	Red Bull KTM Ajo	KTM	<b>1'43.956</b>	6 11	1.000 0.006	<b>210.4</b>
14	23 Niccolò ANTONELLI	ITA	Ongetta-Rivacold	HONDA	<b>1'44.132</b>	7 11	1.176 0.176	<b>212.0</b>
15	65 Philipp OETTL	GER	Schedl GP Racing	KTM	<b>1'44.138</b>	7 11	1.182 0.006	<b>214.4</b>
16	24 Tatsuki SUZUKI	JPN	CIP-Unicom Starker	MAHINDRA	<b>1'44.295</b>	7 11	1.339 0.157	<b>210.8</b>
17	36 Joan MIR	SPA	Leopard Racing	KTM	<b>1'44.347</b>	11 12	1.391 0.052	<b>207.9</b>
18	10 Alexis MASBOU	FRA	Peugeot MC Saxoprint	PEUGEOT	<b>1'44.357</b>	7 11	1.401 0.010	<b>212.7</b>
19	58 Juanfran GUEVARA	SPA	RBA Racing Team	KTM	<b>1'44.362</b>	9 11	1.406 0.005	<b>214.0</b>
20	48 Lorenzo DALLA PORTA	ITA	Estrella Galicia 0,0	HONDA	<b>1'44.362</b>	9 9	1.406	<b>210.1</b>
21	11 Livio LOI	BEL	RW Racing GP BV	HONDA	<b>1'44.411</b>	9 11	1.455 0.049	<b>210.7</b>
22	84 Jakub KORNFEIL	CZE	Drive M7 SIC Racing Team	HONDA	<b>1'44.461</b>	11 12	1.505 0.050	<b>209.1</b>
23	20 Fabio QUARTARARO	FRA	Leopard Racing	KTM	<b>1'44.483</b>	6 12	1.527 0.022	<b>209.4</b>
24	17 John MCPHEE	GBR	Peugeot MC Saxoprint	PEUGEOT	<b>1'44.487</b>	7 7	1.531 0.004	<b>210.2</b>
25	12 Albert ARENAS	SPA	ASPAR Mahindra Team Moto3	MAHINDRA	<b>1'44.661</b>	11 11	1.705 0.174	<b>209.2</b>
26	55 Andrea LOCATELLI	ITA	Leopard Racing	KTM	<b>1'44.676</b>	12 12	1.720 0.015	<b>207.7</b>
27	7 Adam NORRODIN	MAL	Drive M7 SIC Racing Team	HONDA	<b>1'44.809</b>	9 11	1.853 0.133	<b>208.9</b>
28	40 Darryn BINDER	RSA	Platinum Bay Real Estate	MAHINDRA	<b>1'44.995</b>	3 4	2.039 0.186	<b>210.4</b>
29	77 Lorenzo PETRARCA	ITA	3570 Team Italia	MAHINDRA	<b>1'46.075</b>	9 11	3.119 1.080	<b>208.4</b>
30	22 Danny WEBB	GBR	Platinum Bay Real Estate	MAHINDRA	<b>1'46.151</b>	11 11	3.195 0.076	<b>205.9</b>
31	43 Stefano VALTULINI	ITA	3570 Team Italia	MAHINDRA	<b>1'46.296</b>	3 3	3.340 0.145	<b>209.1</b>
32	3 Fabio SPIRANELLI	ITA	CIP-Unicom Starker	MAHINDRA	<b>1'47.280</b>	6 11	4.324 0.984	<b>208.7</b>

Practice condition: Dry

Air: 15°

Humidity: 91%

Ground: 17°

<b>Fastest Lap:</b>	Lap: 7	<b>Romano FENATI</b>	<b>1'42.956</b>	158.8 Km/h
<b>Circuit Record Lap:</b>	2015	<b>Jorge NAVARRO</b>	<b>1'42.135</b>	160.0 Km/h
<b>Circuit Best Lap:</b>	2015	<b>Enea BASTIANINI</b>	<b>1'41.283</b>	161.4 Km/h

The results are provisional until the end of the limit for protest and appeals.

Time limit for protest expires 30' after publication of the results - Mr. .... Time: .....

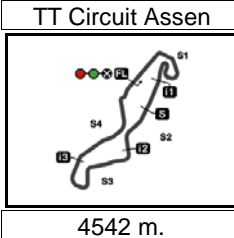
These data/results cannot be reproduced, stored and/or transmitted in whole or in part by any manner of electronic, mechanical, photocopying, recording, broadcasting or otherwise now known or herein after developed without the previous express consent by the copyright owner, except for reproduction in daily press and regular printed publications on sale to the public within 60 days of the event related to those data/results and always provided that copyright symbol appears together as follows below.

© DORNA, 2016

Official MotoGP Timing by TISSOT  
www.motogp.com

Assen, Sunday, June 26, 2016





## MOTUL TT ASSEN

Warm Up

Top Speed &amp; Average

26



Rider	Nation	Motorcycle	Top 5 speeds					Average	Top
5 Romano FENATI	ITA	KTM	215.2	214.4	214.2	212.0	210.1	213.2	215.2
6 Maria HERRERA	SPA	KTM	215.0	214.3	213.9	211.8	211.6	213.3	215.0
65 Philipp OETTL	GER	KTM	214.4	213.5	211.1	210.6	210.2	212.0	214.4
58 Juanfran GUEVARA	SPA	KTM	214.0	211.3	210.9	210.5	210.2	211.4	214.0
95 Jules DANILO	FRA	HONDA	213.7	211.6	211.0	210.2	210.1	211.3	213.7
19 Gabriel RODRIGO	ARG	KTM	213.2	212.9	212.5	212.0	211.7	212.5	213.2
16 Andrea MIGNO	ITA	KTM	212.8	210.7	210.4	209.6	209.4	210.6	212.8
44 Aron CANET	SPA	HONDA	212.8	210.8	209.9	209.4	207.5	210.1	212.8
10 Alexis MASBOU	FRA	PEUGEOT	212.7	210.1	210.1	209.5	209.1	210.3	212.7
33 Enea BASTIANINI	ITA	HONDA	212.6	211.8	211.1	210.8	210.3	211.2	212.6
8 Nicolo BULEGA	ITA	KTM	212.1	211.6	211.2	209.2	208.1	210.4	212.1
23 Niccolò ANTONELLI	ITA	HONDA	212.0	210.6	209.3	209.2	208.1	209.8	212.0
41 Brad BINDER	RSA	KTM	211.8	210.7	210.1	208.5	208.4	209.9	211.8
89 Khairul Idham PAWI	MAL	HONDA	211.3	209.2	208.7	208.6	207.2	209.0	211.3
24 Tatsuki SUZUKI	JPN	MAHINDRA	210.8	210.4	210.1	209.4	208.6	209.9	210.8
11 Livio LOI	BEL	HONDA	210.7	209.8	209.7	209.0	208.5	209.5	210.7
64 Bo BENDSNEYDER	NED	KTM	210.4	209.9	209.6	209.5	209.0	209.7	210.4
40 Darryn BINDER	RSA	MAHINDRA	210.4	208.0	204.1	196.5		204.8	210.4
17 John MCPHEE	GBR	PEUGEOT	210.2	210.1	206.9	206.4	206.3	208.0	210.2
21 Francesco BAGNAIA	ITA	MAHINDRA	210.1	209.5	208.1	208.0	207.2	208.6	210.1
48 Lorenzo DALLA PORTA	ITA	HONDA	210.1	209.5	209.2	209.2	209.0	209.4	210.1
20 Fabio QUARTARARO	FRA	KTM	209.4	208.1	207.7	206.5	206.5	207.6	209.4
12 Albert ARENAS	SPA	MAHINDRA	209.2	208.2	207.2	206.8	206.3	207.5	209.2
4 Fabio DI GIANNANTONIO	ITA	HONDA	209.2	208.6	208.4	207.4	206.1	207.9	209.2
84 Jakub KORNFEIL	CZE	HONDA	209.1	208.0	207.8	207.1	207.1	207.8	209.1
43 Stefano VALTULINI	ITA	MAHINDRA	209.1	208.8	207.8	154.1		195.0	209.1
7 Adam NORRODIN	MAL	HONDA	208.9	208.8	207.8	207.5	205.5	207.7	208.9
3 Fabio SPIRANELLI	ITA	MAHINDRA	208.7	208.4	206.7	205.2	205.1	206.8	208.7
77 Lorenzo PETRARCA	ITA	MAHINDRA	208.4	205.2	205.1	204.7	204.4	205.6	208.4
36 Joan MIR	SPA	KTM	207.9	207.3	207.0	206.8	205.8	206.8	207.9
55 Andrea LOCATELLI	ITA	KTM	207.7	207.3	207.2	207.0	207.0	207.2	207.7
22 Danny WEBB	GBR	MAHINDRA	205.9	204.5	203.5	203.2	202.1	203.8	205.9

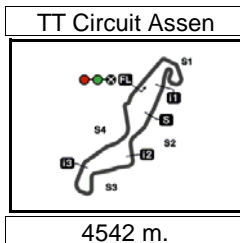
These data/results cannot be reproduced, stored and/or transmitted in whole or in part by any manner of electronic, mechanical, photocopying, recording, broadcasting or otherwise now known or herein after developed without the previous express consent by the copyright owner, except for reproduction in daily press and regular printed publications on sale to the public within 60 days of the event related to those data/results and always provided that copyright symbol appears together as follows below.

© DORNA, 2016

Official MotoGP Timing by TISSOT  
www.motogp.com

Assen, Sunday, June 26, 2016





## MOTUL TT ASSEN

### Warm Up

### Chronological Analysis of Performances

**27**

\* Lap / Sector time cancelled      T1 Time from finish line to 1st intermediate      T3 Time from 2nd intermed. to 3rd intermed.  
P Crossing the finish line in pit lane      T2 Time from 1st intermed. to 2nd intermed.      T4 Time from 3rd intermediate to finish line

Lap	Lap Time	T1	T2	T3	T4	Speed	Lap	Lap Time	T1	T2	T3	T4	Speed
<b>1st 5 Romano FENATI</b> SKY Racing Team VR ITA							<b>3 1'44.854</b> 34.410 17.068 29.343 24.033 205.9						
Runs=2 Total laps=11 Full laps=8							<b>4 1'50.978</b> 34.256 17.171 35.312 24.239 203.1						
1	2'54.114	1'39.682	18.868	31.075	24.489	193.9	5	1'43.806	33.775	16.879	29.155	23.997	208.6
2	1'44.435	34.273	16.815	29.408	23.939	210.1	6	1'45.228	33.949	17.058	29.392	24.829	206.1
3	1'43.434	33.637	16.498	29.360	23.939	215.2	7	1'44.242	34.380	16.652	29.187	24.023	208.4
4	1'43.357	33.751	16.460	29.260	23.886	214.2	8	1'46.257	36.228	16.779	29.327	23.923	209.2
5	1'49.549	36.714	16.916	29.963	25.956	207.3	9	1'43.918	33.821	16.958	29.225	23.914	207.4
6	1'43.315	33.719	16.475	29.253	23.868	212.0	10	1'54.094	43.071	17.319	29.556	24.148	199.5
7	1'42.956	33.814	16.424	29.087	23.631	214.4	11	1'43.534	33.791	16.786	29.167	23.790	205.7
8	1'58.344	P 37.236	17.300	29.802	34.006	198.1							
9	2'05.379	54.328	17.161	29.700	24.190	203.8							
10	1'44.286	33.953	16.875	29.384	24.074	205.9							
11	1'44.113	33.928	16.832	29.347	24.006	206.3							
<b>2nd 19 Gabriel RODRIGO</b> RBA Racing Team ARG							<b>5th 21 Francesco BAGNAI</b> ASPAR Mahindra Tea ITA						
Runs=1 Total laps=11 Full laps=10							Runs=1 Total laps=11 Full laps=10						
1	2'52.139	1'37.208	18.947	30.922	25.062	189.6	1	2'34.533	1'21.688	17.224	30.542	25.079	201.0
2	1'45.876	35.162	16.831	29.743	24.140	210.4	2	1'46.088	35.125	16.814	29.859	24.290	207.1
3	1'44.041	34.011	16.565	29.453	24.012	212.5	3	1'44.784	34.370	16.874	29.510	24.030	205.7
4	1'44.504	34.105	16.638	29.409	24.352	213.2	4	1'46.149	35.735	16.759	29.569	24.086	207.2
5	1'47.347	34.220	16.794	29.604	26.729	211.2	5	1'44.242	34.168	16.864	29.273	23.937	205.2
6	1'44.500	34.383	16.705	29.558	23.854	211.7	6	1'51.130	40.831	16.701	29.469	24.129	208.1
7	1'43.155	33.856	16.521	29.065	23.713	212.0	7	1'44.045	34.193	16.611	29.149	24.092	208.0
8	1'44.313	34.113	16.682	29.309	24.209	210.3	8	2'02.045	46.523	17.896	30.359	27.267	189.3
9	1'45.112	34.527	16.825	29.562	24.198	209.7	9	1'46.884	36.291	16.962	29.553	24.078	206.1
10	1'51.338	38.924	17.600	30.251	24.563	198.4	10	1'44.956	34.481	16.825	29.581	24.069	210.1
11	1'45.094	34.127	16.805	29.958	24.204	212.9	11	1'43.579	33.927	16.616	29.178	23.858	209.5
<b>3rd 95 Jules DANILO</b> Ongetta-Rivacold FRA							<b>6th 41 Brad BINDER</b> Red Bull KTM Ajo RSA						
Runs=1 Total laps=11 Full laps=10							Runs=1 Total laps=11 Full laps=10						
1	2'35.305	1'20.615	18.284	31.582	24.824	198.5	1	2'41.659	1'27.534	18.959	30.668	24.498	190.1
2	1'46.066	34.850	17.031	29.786	24.399	208.3	2	1'46.488	34.815	16.863	29.881	24.929	210.7
3	1'44.943	34.395	16.838	29.530	24.180	209.6	3	1'44.646	34.449	16.848	29.369	23.980	208.0
4	1'44.458	34.208	16.834	29.331	24.085	208.0	4	1'44.719	34.103	16.819	29.584	24.213	208.5
5	1'44.389	34.029	16.847	29.421	24.092	207.8	5	1'44.083	34.064	16.830	29.319	23.870	208.4
6	1'56.021	45.371	16.630	29.567	24.453	211.0	6	1'43.805	34.023	16.636	29.061	24.085	210.1
7	1'44.148	34.029	16.729	29.388	24.002	210.1	7	1'44.255	33.912	16.912	29.372	24.059	206.1
8	1'44.071	34.098	16.707	29.372	23.894	210.2	8	2'04.503	49.488	17.124	30.203	27.688	206.5
9	1'44.070	34.058	16.520	29.362	24.130	213.7	9	1'44.782	34.385	16.853	29.321	24.223	206.5
10	2'02.322	37.592	20.986	39.729	24.015	161.5	10	1'45.127	34.133	16.809	30.007	24.178	207.8
11	1'43.482	33.909	16.498	29.297	23.778	211.6	11	1'43.616	33.899	16.604	29.219	23.894	211.8
<b>4th 4 Fabio DI GIANNANT</b> Gresini Racing Moto3 ITA							<b>7th 16 Andrea MIGNO</b> SKY Racing Team VR ITA						
Runs=1 Total laps=11 Full laps=10							Runs=1 Total laps=11 Full laps=10						
1	2'34.477	1'21.498	17.716	30.564	24.699	197.4	1	2'38.018	1'24.638	17.731	31.024	24.625	205.3
2	1'46.196	34.882	17.112	29.938	24.264	203.3	2	1'50.249	38.213	17.406	29.810	24.820	203.6
							3	1'45.417	34.969	16.915	29.341	24.192	208.6
							4	1'44.851	34.243	16.855	29.414	24.339	210.7
							5	1'44.239	34.353	16.745	29.210	23.931	209.4
							6	1'43.974	34.272	16.543	29.309	23.850	212.8

**Fastest Lap:** Romano FENATI SKY Racing Team VR ITA **1'42.956** 33.814 16.424 29.087 23.631

These data/results cannot be reproduced, stored and/or transmitted in whole or in part by any manner of electronic, mechanical, photocopying, recording, broadcasting or otherwise now known or herein after developed without the previous express consent by the copyright owner, except for reproduction in daily press and regular printed publications on sale to the public within 60 days of the event related to those data/results and always provided that copyright symbol appears together as follows below.  
© DORNA, 2016



# Warm Up

# Moto3

Lap	Lap Time	T1	T2	T3	T4	Speed	Lap	Lap Time	T1	T2	T3	T4	Speed
7	1'43.654	34.000	16.711	29.109	23.834	210.4	7	1'43.877	34.070	16.631	29.297	23.879	210.8
8	1'54.629	44.154	16.972	29.442	24.061	207.6	8	1'44.530 *	34.259	16.554	29.288	24.429*	212.6
9	1'44.216	34.160	16.650	29.234	24.172	209.6	9	1'44.588	34.394	16.749	29.414	24.031	208.2
10	1'52.186	41.237	17.051	29.573	24.325	207.0	10	1'52.101	38.731	17.408	31.580	24.382	197.6
11	1'45.661	34.403	17.162	29.820	24.276	206.6	11	1'44.399	33.901	16.561	29.559	24.378	211.8

8th	44	Aron CANET	Estrella Galicia 0,0	SPA		
		Runs=1	Total laps=11	Full laps=10		
1	2'52.745	1'38.577	17.858	31.592	24.718	200.2
2	1'44.910	34.620	16.776	29.334	24.180	209.9
3	1'44.285	34.018	16.792	29.247	24.228	207.5
4	1'44.052	33.942	16.715	29.374	24.021	212.8
5	1'46.878	34.105	17.165	29.774	25.834	203.2
6	1'44.193	34.025	16.863	29.211	24.094	205.7
7	1'43.763	33.983	16.738	29.045	23.997	207.0
8	1'44.040	34.052	16.650	29.333	24.005	209.4
9	1'44.224	33.949	16.862	29.205	24.208	204.5
10	1'55.200	40.568	19.629	30.797	24.206	171.5
11	1'43.661	33.894	16.653	29.213	23.901	210.8

12th	89	Khairul Idham PAWI	Honda Team Asia	MAL		
		Runs=1	Total laps=11	Full laps=10		
1	2'35.874	1'09.824	27.529	34.200	24.321	107.3
2	1'46.466	35.237	16.921	29.970	24.338	209.2
3	1'45.557	34.814	16.910	29.571	24.262	208.7
4	1'45.052	34.222	16.892	29.379	24.559	207.2
5	1'48.233 *	36.583	17.880	29.490	24.280*	199.1
6	1'44.427	34.318	16.872	29.136	24.101	207.0
7	1'44.680	34.426	16.866	29.184	24.204	211.3
8	1'46.744	36.214	17.057	29.379	24.094	205.2
9	1'44.964	34.307	17.047	29.290	24.320	205.4
10	2'03.491	42.839	21.196	35.200	24.256	159.3
11	1'43.950	34.094	16.761	29.244	23.851	208.6

9th	6	Maria HERRERA	MH6 Team	SPA		
		Runs=1	Total laps=11	Full laps=10		
1	2'36.428	1'22.499	17.531	31.638	24.760	209.0
2	1'52.044	39.185	17.880	30.259	24.720	192.5
3	1'45.105	35.110	16.657	29.410	23.928	211.6
4	1'45.095	34.576	16.723	29.506	24.290	213.9
5	1'44.235	34.395	16.736	29.211	23.893	215.0
6	1'44.265	34.357	16.557	29.406	23.945	214.3
7	1'43.691	34.109	16.659	29.117	23.806	209.4
8	2'03.545	48.424	17.103	30.329	27.689	206.6
9	1'45.290	34.994	16.760	29.424	24.112	208.9
10	1'44.909	34.470	16.650	29.827	23.962	211.3
11	1'44.051	34.242	16.730	29.231	23.848	211.8

13th	64	Bo BENDSNEYDER	Red Bull KTM Ajo	NED		
		Runs=1	Total laps=11	Full laps=10		
1	2'34.364	1'21.159	17.816	30.596	24.793	203.1
2	1'47.167	34.832	17.167	30.213	24.955	202.7
3	1'50.880	39.920	17.016	29.817	24.127	206.8
4	1'45.352	34.436	16.981	29.791	24.144	210.4
5	1'44.004	34.258	16.775	29.143	23.828	207.5
6	1'43.956	34.218	16.747	29.008	23.983	209.0
7	1'44.423	34.569	16.725	29.157	23.972	209.5
8	1'44.762	34.200	17.158	29.306	24.098	202.0
9	1'45.265	35.120	16.738	29.099	24.308	209.9
10	2'01.680	43.624	18.558	34.319	25.179	190.6
11	1'44.897	34.222	16.842	29.642	24.191	209.6

10th	8	Nicolo BULEGA	SKY Racing Team VR	ITA		
		Runs=1	Total laps=11	Full laps=10		
1	2'35.410	1'22.588	17.733	30.712	24.377	208.0
2	1'45.650	35.375	16.772	29.647	23.856	212.1
3	1'44.635	34.223	16.803	29.595	24.014	211.2
4	1'44.729	34.265	16.864	29.362	24.238	207.5
5	1'44.549	33.985	17.069	29.379	24.116	203.1
6	1'52.904	42.730	16.833	29.473	23.868	208.1
7	1'43.717	34.037	16.802	29.180	23.698	209.2
8	1'43.887	33.992	16.793	29.242	23.860	206.4
9	1'44.354	33.886	16.955	29.376	24.137	203.4
10	2'02.241	51.235	16.927	29.823	24.256	207.4
11	1'45.430	34.180	16.874	29.879	24.497	211.6

14th	23	Niccolò ANTONELL	Ongetta-Rivacold	ITA		
		Runs=1	Total laps=11	Full laps=10		
1	2'49.751	1'35.793	17.829	31.102	25.027	200.8
2	1'46.390	34.893	17.123	29.776	24.598	204.8
3	1'45.217	34.294	16.851	29.523	24.549	206.8
4	1'45.060	34.206	16.893	29.436	24.525	212.0
5	1'45.007	34.068	16.896	29.717	24.326	210.6
6	1'44.561	34.007	16.896	29.368	24.290	206.4
7	1'44.132	34.004	16.804	29.289	24.035	207.1
8	1'44.137	33.989	16.624	29.423	24.101	209.2
9	1'47.133	36.591	16.825	29.606	24.111	209.3
10	1'52.404	37.840	19.675	30.710	24.179	172.3
11	1'45.203	33.960	16.708	29.262	25.273	208.1

11th	33	Enea BASTIANINI	Gresini Racing Moto3	ITA		
		Runs=1	Total laps=11	Full laps=10		
1	2'51.360	1'37.090	18.065	31.257	24.948	187.6
2	1'45.120	34.573	16.822	29.522	24.203	208.0
3	1'44.820	34.179	16.681	29.560	24.400	210.3
4	1'44.224	34.035	16.676	29.498	24.015	211.1
5	1'47.673	34.131	16.793	31.198	25.551	206.0
6	1'44.530 *	34.425	16.651	29.366	24.088*	210.3

15th	65	Philipp OETTL	Schedl GP Racing	GER		
		Runs=1	Total laps=11	Full laps=10		
1	2'34.184	1'10.122	26.803	31.772	25.487	111.2
2	1'54.423	40.982	17.263	30.618	25.560	209.4
3	1'47.165	35.655	16.955	29.849	24.706	210.2
4	1'45.260	34.532	16.728	29.602	24.398	211.1
5	1'44.544	34.250	16.740	29.458	24.096	210.6
6	1'44.654	34.429	16.744	29.442	24.039	213.5

**Fastest Lap:** Romano FENATI SKY Racing Team VR ITA 1'42.956 33.814 16.424 29.087 23.631

These data/results cannot be reproduced, stored and/or transmitted in whole or in part by any manner of electronic, mechanical, photocopying, recording, broadcasting or otherwise now known or herein after developed without the previous express consent by the copyright owner, except for reproduction in daily press and regular printed publications on sale to the public within 60 days of the event related to those data/results and always provided that copyright symbol appears together as follows below.  
© DORNA, 2016

Official MotoGP Timing by TISSOT  
www.motogp.com

Assen, Sunday, June 26, 2016

Page 2 of 5



# Warm Up

# Moto3

Lap	Lap Time	T1	T2	T3	T4	Speed	Lap	Lap Time	T1	T2	T3	T4	Speed
7	1'44.138	34.013	16.725	29.524	23.876	214.4	6	1'44.915	34.363	16.730	29.464	24.358	210.5
8	1'44.545	34.350	16.716	29.525	23.954	208.9	7	1'45.649	34.590	17.376	29.625	24.058	195.7
9	1'44.468	34.127	16.771	29.486	24.084	208.2	8	1'44.411	34.186	16.753	29.517	23.955	209.5
10	1'47.355	35.023	17.339	30.816	24.177	200.4	9	1'44.362	34.096	16.723	29.531	24.012	214.0
11	1'46.156	34.653	16.955	29.954	24.594	208.3	10	1'45.624	34.332	16.840	30.149	24.303	211.3
							11	1'46.292	34.720	17.077	30.129	24.366	205.4

## 16th 24 Tatsuki SUZUKI CIP-Unicom Starker JPN

Runs=1	Total laps=11	Full laps=10				
1	2'37.333	1'23.725	17.437	31.187	24.984	210.1
2	1'48.722	36.725	17.256	30.264	24.477	206.4
3	1'45.892	34.963	16.837	29.795	24.297	209.4
4	1'45.719 *	34.654	16.774	29.871	24.420*	210.4
5	1'44.679	34.455	16.808	29.456	23.960	204.0
6	1'44.757	34.530	16.827	29.382	24.018	210.8
7	1'44.295	34.070	16.947	29.369	23.909	207.5
8	1'44.520	34.438	16.760	29.389	23.933	207.6
9	1'46.582	35.817	17.012	29.626	24.127	205.6
10	1'48.565	36.247	17.456	30.192	24.670	197.6
11	1'46.025	34.520	16.971	29.953	24.581	208.6

## 17th 36 Joan MIR Leopard Racing SPA

Runs=1	Total laps=12	Full laps=11				
1	1'56.058	41.178	18.134	31.849	24.897	195.5
2	1'50.999	38.453	18.063	29.908	24.575	189.4
3	1'44.707	34.254	16.875	29.410	24.168	207.3
4	1'45.005	34.317	16.968	29.543	24.177	205.2
5	1'45.056	34.095	17.064	29.665	24.232	204.3
6	1'47.554	37.118	16.850	29.463	24.123	205.8
7	1'44.831	34.666	16.844	29.359	23.962	207.0
8	1'44.504	34.228	16.839	29.144	24.293	207.9
9	1'47.431	36.864	16.954	29.467	24.146	203.6
10	1'53.200	37.966	17.039	32.591	25.604	203.6
11	1'44.347	34.126	16.810	29.276	24.135	205.8
12	1'44.940 *	34.158	16.994	29.483	24.305*	206.8

## 18th 10 Alexis MASBOU Peugeot MC Saxoprin FRA

Runs=1	Total laps=11	Full laps=10				
1	2'38.749	1'24.377	17.922	31.397	25.053	202.7
2	1'49.380	36.334	17.477	30.265	25.304	204.8
3	1'45.976	35.414	16.822	29.471	24.269	209.1
4	1'45.608	34.435	16.934	29.526	24.713	209.5
5	1'44.804	34.359	16.752	29.432	24.261	210.1
6	1'44.373 *	34.413	16.722	29.369	23.869*	208.0
7	1'44.357	34.120	16.634	29.554	24.049	209.0
8	2'01.577	38.641	18.246	34.676	30.014	186.0
9	1'45.448	34.685	17.040	29.413	24.310	202.1
10	1'44.515	34.243	16.564	29.625	24.083	212.7
11	1'44.402	34.302	16.700	29.309	24.091	210.1

## 19th 58 Juanfran GUEVARA RBA Racing Team SPA

Runs=1	Total laps=11	Full laps=10				
1	2'42.783	1'30.056	17.751	30.545	24.431	203.7
2	1'46.062	34.943	16.909	29.962	24.248	210.0
3	1'46.559 *	35.683	16.852	29.832	24.192*	210.9
4	1'45.360	34.586	16.838	29.613	24.323	210.2
5	1'44.713	34.281	16.818	29.423	24.191	209.0

## 20th 48 Lorenzo DALLA PO Estrella Galicia 0,0 ITA

Runs=1	Total laps=9	Full laps=8				
1	2'37.541	1'24.308	17.435	31.036	24.762	209.2
2	1'46.772	35.312	17.032	29.936	24.492	208.2
3	1'45.626	34.552	16.916	29.786	24.372	209.2
4	1'45.523	34.299	16.917	29.827	24.480	209.0
5	1'45.150	34.447	16.925	29.403	24.375	208.0
6	1'44.687	34.185	16.817	29.417	24.268	210.1
7	1'44.762	34.511	16.886	29.206	24.159	208.4
8	1'49.782	35.089	17.046	32.297	25.350	204.4
9	1'44.362	34.255	16.658	29.383	24.066	209.5

## 21st 11 Livio LOI RW Racing GP BV BEL

Runs=1	Total laps=11	Full laps=10				
1	2'35.365	1'22.342	17.425	30.897	24.701	207.5
2	1'46.301	35.097	16.925	29.689	24.590	209.8
3	1'46.322	34.914	16.970	29.827	24.611	208.5
4	1'45.350	34.489	16.904	29.601	24.356	209.0
5	1'45.258	34.377	17.066	29.468	24.347	204.5
6	1'51.074 *	34.363	17.030	34.788	24.893*	204.1
7	1'44.990	34.360	16.816	29.778	24.036	208.1
8	1'44.499	34.259	16.764	29.391	24.085	210.7
9	1'44.411	34.150	16.884	29.358	24.019	209.7
10	1'51.006	34.613	17.389	34.672	24.332	202.5
11	1'44.592	34.152	16.823	29.523	24.094	207.0

## 22nd 84 Jakub KORNFEIL Drive M7 SIC Racing CZE

Runs=1	Total laps=12	Full laps=11				
1	1'57.778	45.245	17.496	30.638	24.399	203.6
2	1'46.306	34.795	17.141	29.867	24.503	206.1
3	1'46.036	34.704	16.959	29.919	24.454	208.0
4	1'48.127	37.236	16.819	29.654	24.418	209.1
5	1'44.635	34.189	16.903	29.397	24.146	207.8
6	1'44.783	34.285	16.939	29.432	24.127	205.7
7	1'46.163	35.562	16.847	29.390	24.364	207.1
8	1'44.735	34.314	16.838	29.247	24.336	207.1
9	1'48.581	37.689	16.977	29.644	24.271	205.5
10	1'46.028	34.322	16.925	29.590	25.191	206.1
11	1'44.461	34.131	16.805	29.440	24.085	205.8
12	1'45.001	34.201	16.899	29.703	24.198	206.4

## 23rd 20 Fabio QUARTARAR Leopard Racing FRA

Runs=1	Total laps=12	Full laps=11				
1	1'54.999	40.387	18.133	31.682	24.797	193.6
2	1'52.965	38.364	20.121	30.058	24.422	160.5
3	1'45.614	34.803	16.974	29.717	24.120	206.5
4	1'45.127 *	34.564	16.820	29.547	24.196*	208.1
5	1'44.751	34.370	16.913	29.365	24.103	207.7
6	1'44.483	34.245	16.747	29.488	24.003	209.4

**Fastest Lap:** Romano FENATI SKY Racing Team VR ITA 1'42.956 33.814 16.424 29.087 23.631

These data/results cannot be reproduced, stored and/or transmitted in whole or in part by any manner of electronic, mechanical, photocopying, recording, broadcasting or otherwise now known or herein after developed without the previous express consent by the copyright owner, except for reproduction in daily press and regular printed publications on sale to the public within 60 days of the event related to those data/results and always provided that copyright symbol appears together as follows below.  
© DORNA, 2016

# Warm Up

# Moto3

Lap	Lap Time	T1	T2	T3	T4	Speed	Lap	Lap Time	T1	T2	T3	T4	Speed
7	<b>1'45.215</b>	34.198	16.955	29.676	24.386	205.2	9	<b>1'44.809</b>	34.470	16.722	29.507	24.110	208.9
8	<b>1'46.135</b>	34.343	16.977	30.677	24.138	206.5	10	<b>1'46.447</b>	34.696	16.939	30.302	24.510	207.8
9	<b>1'45.980</b>	34.366	16.984	29.680	24.950	204.8	11	<b>1'46.198</b>	34.613	16.965	29.949	24.671	208.8
10	<b>1'53.008</b>	37.772	17.216	32.961	25.059	204.4							
11	<b>1'45.272</b>	34.513	16.867	29.594	24.298	204.7							
12	<b>1'44.858</b>	34.207	16.963	29.559	24.129	205.9							

24th		17	John MCPHEE	Peugeot MC Saxoprin	GBR	
Runs=1	Total laps=7	Full laps=6				
1	2'37.920	1'23.068	17.501	31.981	25.370	206.9
2	<b>1'47.282</b>	36.003	17.000	29.883	24.396	205.9
3	<b>1'45.387</b>	34.682	16.858	29.552	24.295	206.4
4	<b>1'45.061</b>	34.411	16.859	29.491	24.300	206.3
5	<b>1'45.784</b>	34.556	17.311	29.744	24.173	206.1
6	<b>1'51.189</b>	34.764	16.630	35.405	24.390	210.2
7	<b>1'44.487</b>	34.297	16.722	29.419	24.049	210.1

25th		12	Albert ARENAS	ASPAR Mahindra Tea	SPA	
Runs=1	Total laps=11	Full laps=10				
1	2'36.492	1'23.287	17.474	31.020	24.711	204.1
2	<b>1'46.575</b>	34.951	17.156	29.974	24.494	204.7
3	<b>1'45.320</b>	34.577	16.749	29.651	24.343	209.2
4	<b>1'45.094</b>	34.477	16.712	29.457	24.448	208.2
5	<b>1'45.632</b>	34.492	16.945	29.779	24.416	207.2
6	<b>1'54.146</b>	39.290	17.111	32.995	24.750	204.0
7	<b>1'44.530</b> *	34.454	16.741	29.392	23.943*	206.3
8	<b>1'46.577</b> *	34.258	16.926	29.643	25.750*	203.7
9	<b>1'45.116</b>	34.722	16.843	29.368	24.183	204.3
10	<b>1'53.461</b>	40.266	17.324	31.516	24.355	201.5
11	<b>1'44.661</b>	34.046	16.711	29.594	24.310	206.8

26th		55	Andrea LOCATELLI	Leopard Racing	ITA	
Runs=1	Total laps=12	Full laps=11				
1	1'57.296	44.533	17.540	31.178	24.045	199.4
2	<b>1'48.155</b>	36.731	17.291	29.975	24.158	198.8
3	<b>1'45.092</b>	34.484	16.921	29.669	24.018	207.0
4	<b>1'47.354</b>	36.438	16.956	29.788	24.172	206.0
5	<b>1'45.087</b>	34.296	16.959	29.824	24.008	205.3
6	<b>1'45.083</b>	34.426	16.814	29.598	24.245	207.3
7	<b>1'44.879</b>	34.291	16.850	29.622	24.116	207.2
8	<b>1'45.517</b>	34.366	17.043	29.812	24.296	203.9
9	<b>1'48.792</b>	37.524	17.046	29.790	24.432	201.7
10	<b>1'45.122</b>	34.399	16.822	29.700	24.201	207.7
11	<b>1'45.735</b>	34.368	17.128	29.845	24.394	199.4
12	<b>1'44.676</b>	34.250	16.810	29.703	23.913	207.0

27th		7	Adam NORRODIN	Drive M7 SIC Racing	MAL	
Runs=1	Total laps=11	Full laps=10				
1	1'59.127	45.689	17.583	31.036	24.819	204.2
2	<b>1'48.202</b>	35.634	17.220	30.439	24.909	204.2
3	<b>1'49.914</b>	37.123	17.357	30.735	24.699	205.5
4	<b>1'48.434</b>	35.461	17.313	30.736	24.924	203.9
5	<b>2'01.216</b>	43.124	19.950	33.056	25.086	178.0
6	<b>1'48.362</b>	35.469	17.382	30.815	24.696	203.6
7	<b>1'58.527</b> *	47.398	16.997	30.075	24.057*	207.5
8	<b>1'46.135</b>	34.820	17.216	29.510	24.589	204.3

28th		40	Darryn BINDER	Platinum Bay Real Es	RSA	
Runs=1	Total laps=4	Full laps=2				
1	2'38.450	1'23.616	17.744	31.956	25.134	204.1
2	<b>1'49.641</b>	36.546	17.760	30.398	24.937	196.5
3	<b>1'44.995</b>	34.760	16.764	29.406	24.065	208.0
4	3'19.833 P	34.282	16.689	29.645	1'59.217	210.4

29th		77	Lorenzo PETRARC	3570 Team Italia	ITA	
Runs=1	Total laps=11	Full laps=10				
1	2'37.405	1'22.133	17.806	32.216	25.250	203.6
2	<b>1'47.647</b>	35.900	17.042	30.198	24.507	205.1
3	<b>1'46.168</b>	35.032	16.875	29.861	24.400	208.4
4	<b>1'47.454</b>	35.229	17.143	29.921	25.161	204.7
5	<b>1'46.644</b>	35.230	17.179	29.802	24.433	203.9
6	<b>1'46.752</b>	35.068	16.983	30.008	24.693	205.2
7	<b>1'46.123</b>	34.648	17.172	29.756	24.547	204.4
8	<b>1'47.280</b>	35.485	17.089	29.991	24.715	203.3
9	<b>1'46.075</b>	35.034	16.958	29.707	24.376	204.3
10	<b>1'49.208</b>	36.193	17.661	30.728	24.626	202.6
11	<b>1'46.321</b>	34.932	17.111	29.909	24.369	202.2

30th		22	Danny WEBB	Platinum Bay Real Es	GBR	
Runs=1	Total laps=11	Full laps=10				
1	2'43.424	1'27.858	19.049	31.251	25.266	188.3
2	<b>1'48.305</b>	35.409	17.389	30.457	25.050	203.5
3	<b>1'47.716</b>	35.193	17.380	30.314	24.829	202.1
4	<b>1'47.381</b>	35.556	17.447	30.055	24.323	200.6
5	<b>1'46.638</b>	34.813	17.219	30.015	24.591	203.2
6	<b>1'46.561</b>	35.413	16.983	29.694	24.471	204.5
7	<b>1'48.607</b>	34.934	17.623	31.089	24.961	205.9
8	<b>1'46.873</b>	34.966	17.285	29.861	24.761	202.0
9	<b>1'46.904</b>	35.351	17.136	29.808	24.609	201.1
10	<b>1'46.285</b>	34.685	17.200	29.790	24.610	201.2
11	<b>1'46.151</b>	34.673	17.202	29.725	24.551	201.1

31st		43	Stefano VALTULINI	3570 Team Italia	ITA	
Runs=1	Total laps=4	Full laps=2				
1	2'34.545	1'13.277	22.130	33.108	26.030	154.1
2	<b>1'47.700</b>	36.099	17.163	29.964	24.474	208.8
3	<b>1'46.296</b>	35.110	17.022	29.856	24.308	207.8
unfinished		34.493	16.935	29.552		209.1

32nd		3	Fabio SPIRANELLI	CIP-Unicom Starker	ITA	
Runs=1	Total laps=11	Full laps=10				
1	2'39.933	1'25.731	17.657	31.317	25.228	202.9
2	<b>1'48.694</b>	35.802	17.336	30.570	24.986	206.7
3	<b>1'48.039</b>	35.828	17.081	30.260	24.870	208.7
4	<b>1'48.056</b>	35.200	17.235	30.413	25.208	205.2
5	<b>1'47.712</b>	35.357	17.328	30.055	24.972	205.1
6	<b>1'47.280</b>	35.254	16.926	30.355	24.745	208.4
7	<b>1'47.712</b>	35.119	17.318	30.483	24.792	204.7
8	<b>1'47.897</b>	35.209	17.330	30.364	24.994	202.6
9	<b>1'47.332</b>	35.122	17.102	30.119	24.989	204.6

**Fastest Lap:** Romano FENATI SKY Racing Team VR ITA **1'42.956** 33.814 16.424 29.087 23.631

These data/results cannot be reproduced, stored and/or transmitted in whole or in part by any manner of electronic, mechanical, photocopying, recording, broadcasting or otherwise now known or herein after developed without the previous express consent by the copyright owner, except for reproduction in daily press and regular printed publications on sale to the public within 60 days of the event related to those data/results and always provided that copyright symbol appears together as follows below.  
© DORNA, 2016

## Warm Up

Moto3

<i>Lap</i>	<i>Lap Time</i>	<i>T1</i>	<i>T2</i>	<i>T3</i>	<i>T4</i>	<i>Speed</i>	<i>Lap</i>	<i>Lap Time</i>	<i>T1</i>	<i>T2</i>	<i>T3</i>	<i>T4</i>	<i>Speed</i>
10	<b>1'47.391</b>	35.279	17.161	30.131	24.820	204.8							
11	<b>1'47.710</b>	35.157	17.239	30.463	24.851	203.5							

<b>Fastest Lap:</b> Romano FENATI	SKY Racing Team VR	ITA	<b>1'42.956</b>	33.814	16.424	29.087	23.631
-----------------------------------	--------------------	-----	-----------------	--------	--------	--------	--------

These data/results cannot be reproduced, stored and/or transmitted in whole or in part by any manner of electronic, mechanical, photocopying, recording, broadcasting or otherwise now known or herein after developed without the previous express consent by the copyright owner, except for reproduction in daily press and regular printed publications on sale to the public within 60 days of the event related to those data/results and always provided that copyright symbol appears together as follows below.  
© DORNA, 2016

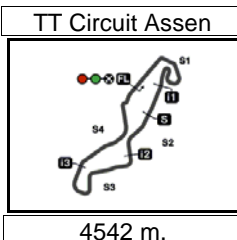
Official MotoGP Timing by **TISSOT**  
www.motogp.com

**Assen, Sunday, June 26, 2016**

Page 5 of 5

*motogp*





4542 m.

## MOTUL TT ASSEN

### Official Starting Grid

Race : 22 laps = 99.924 km



1	<b>1</b> 1'42.463 33 Enea <b>BASTIANINI</b> Honda	<b>2</b> 1'42.516 16 Andrea <b>MIGNO</b> KTM	<b>3</b> 1'42.529 8 <b>Nicolo BULEGA</b> KTM
2	<b>4</b> 1'42.582 5 Romano <b>FENATI</b> KTM	<b>5</b> 1'42.599 41 Brad <b>BINDER</b> KTM	<b>6</b> 1'42.644 58 Juanfran <b>GUEVARA</b> KTM
3	<b>7</b> 1'42.655 64 Bo <b>BENDSNEYDER</b> KTM	<b>8</b> 1'42.703 20 Fabio <b>QUARTARARO</b> KTM	<b>9</b> 1'42.724 4 Fabio <b>DI GIANNANTONIO</b> Honda
4	<b>10</b> 1'42.746 21 Francesco <b>BAGNAIA</b> Mahindra	<b>11</b> 1'42.792 19 Gabriel <b>RODRIGO</b> KTM	<b>12</b> 1'42.887 48 Lorenzo <b>DALLA PORTA</b> Honda
5	<b>13</b> 1'42.911 23 Niccolò <b>ANTONELLI</b> Honda	<b>14</b> 1'42.959 95 Jules <b>DANILO</b> Honda	<b>15</b> 1'42.968 65 Philipp <b>OETTL</b> KTM
6	<b>16</b> 1'43.214 44 Aron <b>CANET</b> Honda	<b>17</b> 1'43.235 55 Andrea <b>LOCATELLI</b> KTM	<b>18</b> 1'43.399 11 Livio <b>LOI</b> Honda
7	<b>19</b> 1'43.407 40 Darryn <b>BINDER</b> Mahindra	<b>20</b> 1'43.515 17 John <b>MCPHEE</b> Peugeot	<b>21</b> 1'43.368 36 Joan <b>MIR</b> KTM
8	<b>22</b> 1'43.641 6 Maria <b>HERRERA</b> KTM	<b>23</b> 1'43.692 84 Jakob <b>KORNFEIL</b> Honda	<b>24</b> 1'43.754 24 Tatsuki <b>SUZUKI</b> Mahindra

FIM MotoGP Stewards grid penalties for riders #10, #36, #89

The results are provisional until the end of the limit for protest and appeals and until the ratification of the Event Management Committee.

Time limit for protest expires 60' at the latest after publication of the results - Mr. .... Time: .....

These data/results cannot be reproduced, stored and/or transmitted in whole or in part by any manner of electronic, mechanical, photocopying, recording, broadcasting or otherwise now known or herein after developed without the previous express consent by the copyright owner, except for reproduction in daily press and regular printed publications on sale to the public within 60 days of the event related to those data/results and always provided that copyright symbol appears together as follows below.

© DORNA, 2016

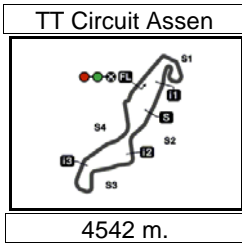
Official MotoGP Timing by **TISSOT**  
www.motogp.com

Assen, Sunday, June 26, 2016

Page 1 of 2







Results and timing service provided by **TISSOT**

**Moto3**

**28**

**MOTUL TT ASSEN**  
**Official Starting Grid**

4542 m. Race : 22 laps = 99.924 km

9	<b>25</b> 1'43.873 <b>12 Albert ARENAS</b> Mahindra	<b>26</b> 1'43.647 <b>10 Alexis MASBOU</b> Peugeot	<b>27</b> 1'44.699 <b>43 Stefano VALTULINI</b> Mahindra
10	<b>28</b> 1'43.692 <b>89 Khairul Idham PAWI</b> Honda	<b>29</b> 1'45.024 <b>7 Adam NORRODIN</b> Honda	<b>30</b> 1'45.149 <b>3 Fabio SPIRANELLI</b> Mahindra
11	<b>31</b> 1'45.153 <b>77 Lorenzo PETRARCA</b> Mahindra	<b>32</b> 1'45.225 <b>22 Danny WEBB</b> Mahindra	

FIM MotoGP Stewards grid penalties for riders #10, #36, #89

The results are provisional until the end of the limit for protest and appeals and until the ratification of the Event Management Committee.

Time limit for protest expires 60' at the latest after publication of the results - Mr. .... Time: .....

These data/results cannot be reproduced, stored and/or transmitted in whole or in part by any manner of electronic, mechanical, photocopying, recording, broadcasting or otherwise now known or herein after developed without the previous express consent by the copyright owner, except for reproduction in daily press and regular printed publications on sale to the public within 60 days of the event related to those data/results and always provided that copyright symbol appears together as follows below.

© DORNA, 2016

Official MotoGP Timing by **TISSOT**  
www.motogp.com

**Assen, Sunday, June 26, 2016**





4542 m.

# MOTUL TT ASSEN

## Warm Up

### Best Partial Times

Moto3

IT Ideal Lap Time, sum of the best partial times

BT Best Lap Time

T1		T2		T3		T4				IT	BT	
Pos	Rider	Time	Rider	Time	Rider	Time	Rider	Time	Pos	Rider	IT	BT
1	R.FENATI	33.637	R.FENATI	16.424	B.BENDSNEYDE	29.008	R.FENATI	23.631	1	R.FENATI	1'42.779	1'42.956 (1)
2	F.DI GIANNANTO	33.775	J.DANILO	16.498	A.CANET	29.045	N.BULEGA	23.698	2	G.RODRIGO	1'43.155	1'43.155 (2)
3	G.RODRIGO	33.856	G.RODRIGO	16.521	B.BINDER	29.061	G.RODRIGO	23.713	3	F.DI GIANNAN	1'43.372	1'43.534 (4)
4	N.BULEGA	33.886	A.MIGNO	16.543	G.RODRIGO	29.065	J.DANILO	23.778	4	B.BINDER	1'43.434	1'43.616 (6)
5	A.CANET	33.894	E.BASTIANINI	16.554	R.FENATI	29.087	F.DI GIANNANTO	23.790	5	J.DANILO	1'43.482	1'43.482 (3)
6	B.BINDER	33.899	M.HERRERA	16.557	A.MIGNO	29.109	M.HERRERA	23.806	6	A.MIGNO	1'43.486	1'43.654 (7)
7	E.BASTIANINI	33.901	A.MASBOU	16.564	M.HERRERA	29.117	B.BENDSNEYDE	23.828	7	A.CANET	1'43.490	1'43.661 (8)
8	J.DANILO	33.909	B.BINDER	16.604	K.PAWI	29.136	A.MIGNO	23.834	8	N.BULEGA	1'43.536	1'43.717 (10)
9	F.BAGNAIA	33.927	F.BAGNAIA	16.611	J.MIR	29.144	K.PAWI	23.851	9	F.BAGNAIA	1'43.545	1'43.579 (5)
10	N.ANTONELLI	33.960	N.ANTONELLI	16.624	F.BAGNAIA	29.149	F.BAGNAIA	23.858	10	M.HERRERA	1'43.589	1'43.691 (9)
11	A.MIGNO	34.000	J.MCPHEE	16.630	F.DI GIANNANTO	29.155	B.BINDER	23.870	11	E.BASTIANINI	1'43.622	1'43.877 (11)
12	P.OETTL	34.013	A.CANET	16.650	N.BULEGA	29.180	P.OETTL	23.876	12	B.BENDSNEY	1'43.761	1'43.956 (13)
13	A.ARENAS	34.046	F.DI GIANNANTO	16.652	L.DALLA PORTA	29.206	E.BASTIANINI	23.879	13	K.PAWI	1'43.842	1'43.950 (12)
14	T.SUZUKI	34.070	L.DALLA PORTA	16.658	J.KORNFEIL	29.247	A.CANET	23.901	14	N.ANTONELLI	1'43.881	1'44.132 (14)
15	K.PAWI	34.094	D.BINDER	16.689	N.ANTONELLI	29.262	T.SUZUKI	23.909	15	J.MIR	1'44.011	1'44.347 (17)
16	J.MIR	34.095	A.ARENAS	16.711	E.BASTIANINI	29.288	A.LOCATELLI	23.913	16	A.MASBOU	1'44.042	1'44.357 (18)
17	J.GUEVARA	34.096	P.OETTL	16.716	J.DANILO	29.297	J.GUEVARA	23.955	17	P.OETTL	1'44.047	1'44.138 (15)
18	M.HERRERA	34.109	A.NORRODIN	16.722	A.MASBOU	29.309	J.MIR	23.962	18	T.SUZUKI	1'44.108	1'44.295 (16)
19	A.MASBOU	34.120	J.GUEVARA	16.723	L.LOI	29.358	F.QUARTARARO	24.003	19	L.DALLA POR	1'44.115	1'44.362 (20)
20	J.KORNFEIL	34.131	B.BENDSNEYDE	16.725	F.QUARTARARO	29.365	L.LOI	24.019	20	J.GUEVARA	1'44.197	1'44.362 (19)
21	L.LOI	34.150	F.QUARTARARO	16.747	A.ARENAS	29.368	N.ANTONELLI	24.035	21	J.KORNFEIL	1'44.268	1'44.461 (22)
22	L.DALLA PORTA	34.185	T.SUZUKI	16.760	T.SUZUKI	29.369	A.MASBOU	24.049	22	L.LOI	1'44.291	1'44.411 (21)
23	F.QUARTARARO	34.198	K.PAWI	16.761	D.BINDER	29.406	J.MCPHEE	24.049	23	A.ARENAS	1'44.308	1'44.661 (25)
24	B.BENDSNEYDE	34.200	L.LOI	16.764	J.MCPHEE	29.419	D.BINDER	24.065	24	F.QUARTARAR	1'44.313	1'44.483 (23)

These data/results cannot be reproduced, stored and/or transmitted in whole or in part by any manner of electronic, mechanical, photocopying, recording, broadcasting or otherwise now known or herein after developed without the previous express consent by the copyright owner, except for reproduction in daily press and regular printed publications on sale to the public within 60 days of the event related to those data/results and always provided that copyright symbol appears together as follows below.


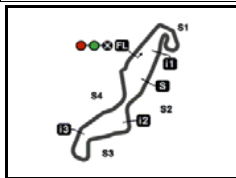
© DORNA, 2016

Official MotoGP Timing by TISSOT  
www.motogp.com

motoE



TT Circuit Assen

Results and timing service provided by  TISSOT

4542 m.

# MOTUL TT ASSEN

## Warm Up

### Best Partial Times

Moto3

*IT* Ideal Lap Time, sum of the best partial times*BT* Best Lap Time

<i>T1</i>			<i>T2</i>			<i>T3</i>			<i>T4</i>				
<i>Pos</i>	<i>Rider</i>	<i>Time</i>	<i>Rider</i>	<i>Time</i>	<i>Rider</i>	<i>Time</i>	<i>Rider</i>	<i>Time</i>	<i>Pos</i>	<i>Rider</i>	<i>IT</i>	<i>BT</i>	
25	A.LOCATELLI	34.250	N.BULEGA	16.772	J.GUEVARA	29.423	L.DALLA PORTA	24.066	25	J.MCPHEE	1'44.395	1'44.487 (24)	
26	<b>D.BINDER</b>	<b>34.282</b>	<b>J.KORNFEIL</b>	<b>16.805</b>	<b>P.OETTL</b>	<b>29.442</b>	<b>J.KORNFEIL</b>	<b>24.085</b>	26	<b>D.BINDER</b>	1'44.442	1'44.995 (28)	
27	J.MCPHEE	34.297	J.MIR	16.810	A.NORRODIN	29.507	A.NORRODIN	24.110	27	<b>A.LOCATELLI</b>	1'44.571	1'44.676 (26)	
28	<b>A.NORRODIN</b>	<b>34.470</b>	<b>A.LOCATELLI</b>	<b>16.810</b>	<b>S.VALTULINI</b>	<b>29.552</b>	<b>A.ARENAS</b>	<b>24.183</b>	28	<b>A.NORRODIN</b>	1'44.809	1'44.809 (27)	
29	S.VALTULINI	34.493	L.PETRARCA	16.875	A.LOCATELLI	29.598	S.VALTULINI	24.308	29	<b>S.VALTULINI</b>	1'45.288	1'46.296 (31)	
30	<b>L.PETRARCA</b>	<b>34.648</b>	<b>F.SPIRANELLI</b>	<b>16.926</b>	<b>D.WEBB</b>	<b>29.694</b>	<b>D.WEBB</b>	<b>24.323</b>	30	<b>L.PETRARCA</b>	1'45.599	1'46.075 (29)	
31	D.WEBB	34.673	S.VALTULINI	16.935	L.PETRARCA	29.707	L.PETRARCA	24.369	31	<b>D.WEBB</b>	1'45.673	1'46.151 (30)	
32	<b>F.SPIRANELLI</b>	<b>35.119</b>	<b>D.WEBB</b>	<b>16.983</b>	<b>F.SPIRANELLI</b>	<b>30.055</b>	<b>F.SPIRANELLI</b>	<b>24.745</b>	32	<b>F.SPIRANELLI</b>	1'46.845	1'47.280 (32)	

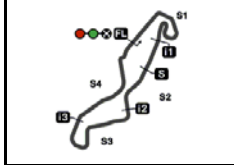
These data/results cannot be reproduced, stored and/or transmitted in whole or in part by any manner of electronic, mechanical, photocopying, recording, broadcasting or otherwise now known or herein after developed without the previous express consent by the copyright owner, except for reproduction in daily press and regular printed publications on sale to the public within 60 days of the event related to those data/results and always provided that copyright symbol appears together as follows below.

© DORNA, 2016

Official MotoGP Timing by TISSOT  
www.motogp.com

motoE3






4542 m.

## MOTUL TT ASSEN

### Warm Up

### Fastest Laps Sequence

<i>Practice Time</i>	 <i>Rider</i>	<i>Nation</i>	<i>Motorcycle</i>	<i>Time</i>	<i>Km/h</i>	<i>Rider's Lap</i>
<b>3'44.084</b>	84 <b>Jakub KORNFEIL</b>	CZE	HONDA	<b>1'46.306</b>	153.8	2
<b>4'20.621</b>	21 <b>Francesco BAGNAIA</b>	ITA	MAHINDRA	<b>1'46.088</b>	154.1	2
<b>4'21.060</b>	8 <b>Nicolo BULEGA</b>	ITA	KTM	<b>1'45.650</b>	154.7	2
<b>4'36.480</b>	33 <b>Enea BASTIANINI</b>	ITA	HONDA	<b>1'45.120</b>	155.5	2
<b>4'37.655</b>	44 <b>Aron CANET</b>	SPA	HONDA	<b>1'44.910</b>	155.8	2
<b>4'38.549</b>	5 <b>Romano FENATI</b>	ITA	KTM	<b>1'44.435</b>	156.5	2
<b>6'21.940</b>	44 <b>Aron CANET</b>	SPA	HONDA	<b>1'44.285</b>	156.7	3
<b>6'21.983</b>	5 <b>Romano FENATI</b>	ITA	KTM	<b>1'43.434</b>	158.0	3
<b>8'05.340</b>	5 <b>Romano FENATI</b>	ITA	KTM	<b>1'43.357</b>	158.2	4
<b>11'38.204</b>	5 <b>Romano FENATI</b>	ITA	KTM	<b>1'43.315</b>	158.2	6
<b>13'21.160</b>	5 <b>Romano FENATI</b>	ITA	KTM	<b>1'42.956</b>	158.8	7

These data/results cannot be reproduced, stored and/or transmitted in whole or in part by any manner of electronic, mechanical, photocopying, recording, broadcasting or otherwise now known or herein after developed without the previous express consent by the copyright owner, except for reproduction in daily press and regular printed publications on sale to the public within 60 days of the event related to those data/results and always provided that copyright symbol appears together as follows below.

© DORNA, 2016

Official MotoGP Timing by TISSOT  
www.motogp.com

Assen, Sunday, June 26, 2016

