

4542 m.

MOTUL TT ASSEN

Free Practice Nr. 2

Classification

6

	Rider	Nation	Team	Motorcycle	Time	Lap Total	Gap	Top Speed
1	29 Andrea IANNONE	ITA	Ducati Team	DUCATI	1'33.591	19 20		313.4
2	46 Valentino ROSSI	ITA	Movistar Yamaha MotoGP	YAMAHA	1'33.595	18 20	0.004 0.004	303.0
3	93 Marc MARQUEZ	SPA	Repsol Honda Team	HONDA	1'33.724	17 20	0.133 0.129	305.6
4	25 Maverick VIÑALES	SPA	Team SUZUKI ECSTAR	SUZUKI	1'33.892	18 19	0.301 0.168	305.0
5	99 Jorge LORENZO	SPA	Movistar Yamaha MotoGP	YAMAHA	1'33.991	18 20	0.400 0.099	303.4
6	4 Andrea DOVIZIOSO	ITA	Ducati Team	DUCATI	1'34.011	21 21	0.420 0.020	311.3
7	9 Daniilo PETRUCCI	ITA	OCTO Pramac Yakhnich	DUCATI	1'34.065	18 21	0.474 0.054	303.1
8	41 Aleix ESPARGARO	SPA	Team SUZUKI ECSTAR	SUZUKI	1'34.087	19 19	0.496 0.022	300.8
9	44 PoI ESPARGARO	SPA	Monster Yamaha Tech 3	YAMAHA	1'34.163	16 17	0.572 0.076	308.0
10	45 Scott REDDING	GBR	OCTO Pramac Yakhnich	DUCATI	1'34.172	16 17	0.581 0.009	306.3
11	26 Dani PEDROSA	SPA	Repsol Honda Team	HONDA	1'34.206	19 20	0.615 0.034	304.9
12	8 Hector BARBERA	SPA	Avintia Racing	DUCATI	1'34.404	13 15	0.813 0.198	304.9
13	35 Cal CRUTCHLOW	GBR	LCR Honda	HONDA	1'34.480	9 17	0.889 0.076	303.4
14	38 Bradley SMITH	GBR	Monster Yamaha Tech 3	YAMAHA	1'34.531	20 21	0.940 0.051	302.2
15	50 Eugene LAVERTY	IRL	Aspar Team MotoGP	DUCATI	1'34.789	17 17	1.198 0.258	301.1
16	43 Jack MILLER	AUS	Estrella Galicia 0,0 Marc VDS	HONDA	1'35.008	15 18	1.417 0.219	301.7
17	6 Stefan BRADL	GER	Aprilia Racing Team Gresini	APRILIA	1'35.056	16 19	1.465 0.048	299.8
18	68 Yonny HERNANDEZ	COL	Aspar Team MotoGP	DUCATI	1'35.125	16 18	1.534 0.069	299.0
19	51 Michele PIRRO	ITA	Avintia Racing	DUCATI	1'35.220	15 15	1.629 0.095	298.6
20	19 Alvaro BAUTISTA	SPA	Aprilia Racing Team Gresini	APRILIA	1'35.284	4 12	1.693 0.064	301.7
21	53 Tito RABAT	SPA	Estrella Galicia 0,0 Marc VDS	HONDA	1'36.582	17 19	2.991 1.298	298.0

Practice condition: **Dry**

Air: 23°

Humidity: 67%

Ground: 34°

Fastest Lap:	Lap: 19	Andrea IANNONE	1'33.591	174.7 Km/h
Circuit Record Lap:	2015	Marc MARQUEZ	1'33.617	174.6 Km/h
Circuit Best Lap:	2015	Valentino ROSSI	1'32.627	176.5 Km/h

The results are provisional until the end of the limit for protest and appeals.

Time limit for protest expires 30' after publication of the results - Mr. Time:

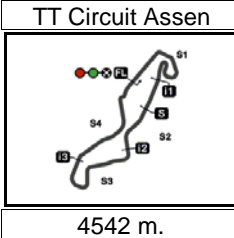
These data/results cannot be reproduced, stored and/or transmitted in whole or in part by any manner of electronic, mechanical, photocopying, recording, broadcasting or otherwise now known or herein after developed without the previous express consent by the copyright owner, except for reproduction in daily press and regular printed publications on sale to the public within 60 days of the event related to those data/results and always provided that copyright symbol appears together as follows below.

© DORNA, 2016

Official MotoGP Timing by **TISSOT**
www.motogp.com

Assen, Friday, June 24, 2016






MOTUL TT ASSEN

Free Practice Nr. 2

Combined Free Practice Times

7

	Rider	Nation	Team	MOTORCYCLE	FP1	FP2	Gap
1	29 A.IANNONE	ITA	Ducati Team	DUCATI	1'34.349 17	1'33.591 19	
2	46 V.ROSSI	ITA	Movistar Yamaha MotoGP	YAMAHA	1'34.758 21	1'33.595 18	0.004 0.004
3	93 M.MARQUEZ	SPA	Repsol Honda Team	HONDA	1'34.972 13	1'33.724 17	0.133 0.129
4	25 M.VIÑALES	SPA	Team SUZUKI ECSTAR	SUZUKI	1'34.759 19	1'33.892 18	0.301 0.168
5	99 J.LORENZO	SPA	Movistar Yamaha MotoGP	YAMAHA	1'34.722 11	1'33.991 18	0.400 0.099
6	4 A.DOVIZIOSO	ITA	Ducati Team	DUCATI	1'34.575 16	1'34.011 21	0.420 0.020
7	9 D.PETRUCCI	ITA	OCTO Pramac Yakhnich	DUCATI	1'34.660 18	1'34.065 18	0.474 0.054
8	41 A.ESPARGARO	SPA	Team SUZUKI ECSTAR	SUZUKI	1'35.365 18	1'34.087 19	0.496 0.022
9	44 P.ESPARGARO	SPA	Monster Yamaha Tech 3	YAMAHA	1'34.649 18	1'34.163 16	0.572 0.076
10	45 S.REDDING	GBR	OCTO Pramac Yakhnich	DUCATI	1'34.660 17	1'34.172 16	0.581 0.009
11	26 D.PEDROSA	SPA	Repsol Honda Team	HONDA	1'35.294 17	1'34.206 19	0.615 0.034
12	8 H.BARBERA	SPA	Avintia Racing	DUCATI	1'34.954 16	1'34.404 13	0.813 0.198
13	35 C.CRUTCHLOW	GBR	LCR Honda	HONDA	1'35.026 16	1'34.480 9	0.889 0.076
14	38 B.SMITH	GBR	Monster Yamaha Tech 3	YAMAHA	1'34.918 19	1'34.531 20	0.940 0.051
15	50 E.LAVERTY	IRL	Aspar Team MotoGP	DUCATI	1'35.989 18	1'34.789 17	1.198 0.258
16	43 J.MILLER	AUS	Estrella Galicia 0,0 Marc VDS	HONDA	1'36.019 12	1'35.008 15	1.417 0.219
17	6 S.BRADL	GER	Aprilia Racing Team Gresini	APRILIA	1'36.284 16	1'35.056 16	1.465 0.048
18	68 Y.HERNANDEZ	COL	Aspar Team MotoGP	DUCATI	1'35.672 16	1'35.125 16	1.534 0.069
19	51 M.PIRRO	ITA	Avintia Racing	DUCATI	1'35.530 17	1'35.220 15	1.629 0.095
20	19 A.BAUTISTA	SPA	Aprilia Racing Team Gresini	APRILIA	1'36.188 6	1'35.284 4	1.693 0.064
21	53 T.RABAT	SPA	Estrella Galicia 0,0 Marc VDS	HONDA	1'37.850 21	1'36.582 17	2.991 1.298

Pole Position Record:	2015	Valentino ROSSI	1'32.627	176.5 Km/h
Circuit Record Lap:	2015	Marc MARQUEZ	1'33.617	174.6 Km/h
Circuit Best Lap:	2015	Valentino ROSSI	1'32.627	176.5 Km/h

The results are provisional until the end of the limit for protest and appeals.

Time limit for protest expires 60' after publication of the results - Mr. Time:

These data/results cannot be reproduced, stored and/or transmitted in whole or in part by any manner of electronic, mechanical, photocopying, recording, broadcasting or otherwise now known or herein after developed without the previous express consent by the copyright owner, except for reproduction in daily press and regular printed publications on sale to the public within 60 days of the event related to those data/results and always provided that copyright symbol appears together as follows below.

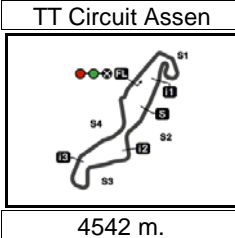
© DORNA, 2016

Official MotoGP Timing by TISSOT

www.motogp.com

Assen, Friday, June 24, 2016





MOTUL TT ASSEN

Free Practice Nr. 2

Top Speed & Average

8



Rider	Nation	Motorcycle	Top 5 speeds					Average	Top
29 Andrea IANNONE	ITA	DUCATI	313.4	310.2	309.5	308.0	307.6	309.7	313.4
4 Andrea DOVIZIOSO	ITA	DUCATI	311.3	307.3	307.0	306.6	305.4	307.5	311.3
44 Pol ESPARGARO	SPA	YAMAHA	308.0	302.2	302.0	301.3	301.2	302.7	308.0
45 Scott REDDING	GBR	DUCATI	306.3	303.7	303.7	303.4	303.0	304.0	306.3
93 Marc MARQUEZ	SPA	HONDA	305.6	304.3	303.0	302.7	301.5	303.4	305.6
25 Maverick VIÑALES	SPA	SUZUKI	305.0	304.7	304.1	303.6	303.3	304.0	305.0
8 Hector BARBERA	SPA	DUCATI	304.9	304.3	303.2	303.2	302.9	303.7	304.9
26 Dani PEDROSA	SPA	HONDA	304.9	304.3	303.4	301.5	301.2	303.1	304.9
35 Cal CRUTCHLOW	GBR	HONDA	303.4	302.8	301.5	299.8	298.5	301.2	303.4
99 Jorge LORENZO	SPA	YAMAHA	303.4	303.1	302.7	302.7	302.7	302.9	303.4
9 Danilo PETRUCCI	ITA	DUCATI	303.1	303.0	301.5	301.4	300.8	302.0	303.1
46 Valentino ROSSI	ITA	YAMAHA	303.0	301.6	301.1	300.8	300.8	301.5	303.0
38 Bradley SMITH	GBR	YAMAHA	302.2	301.9	301.8	301.5	301.3	301.7	302.2
19 Alvaro BAUTISTA	SPA	APRILIA	301.7	301.0	298.1	297.6	297.6	299.2	301.7
43 Jack MILLER	AUS	HONDA	301.7	300.7	299.9	299.1	298.8	300.0	301.7
50 Eugene LAVERTY	IRL	DUCATI	301.1	300.6	300.0	299.5	299.5	300.1	301.1
41 Aleix ESPARGARO	SPA	SUZUKI	300.8	299.7	299.3	298.6	297.6	299.2	300.8
6 Stefan BRADL	GER	APRILIA	299.8	298.0	297.8	297.2	296.8	297.9	299.8
68 Yonny HERNANDEZ	COL	DUCATI	299.0	298.8	298.5	298.1	297.8	298.4	299.0
51 Michele PIRRO	ITA	DUCATI	298.6	298.1	296.6	296.5	296.3	297.2	298.6
53 Tito RABAT	SPA	HONDA	298.0	297.1	295.8	295.8	295.3	296.4	298.0

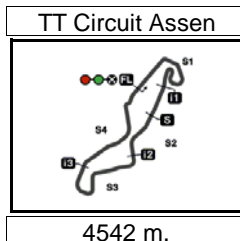
These data/results cannot be reproduced, stored and/or transmitted in whole or in part by any manner of electronic, mechanical, photocopying, recording, broadcasting or otherwise now known or herein after developed without the previous express consent by the copyright owner, except for reproduction in daily press and regular printed publications on sale to the public within 60 days of the event related to those data/results and always provided that copyright symbol appears together as follows below.

© DORNA, 2016

Official MotoGP Timing by **TISSOT**
www.motogp.com



Assen, Friday, June 24, 2016



4542 m.

MOTUL TT ASSEN

Free Practice Nr. 2

Chronological Analysis of Performances

9

* Lap / Sector time cancelled

T1 Time from finish line to 1st intermediate

T3 Time from 2nd intermed. to 3rd intermed.

P Crossing the finish line in pit lane

T2 Time from 1st intermed. to 2nd intermed.

T4 Time from 3rd intermediate to finish line

Lap	Lap Time	T1	T2	T3	T4	Speed	Lap	Lap Time	T1	T2	T3	T4	Speed		
1st	29	Andrea IANNONE				Ducati Team	ITA	3rd	93	Marc MARQUEZ				Repsol Honda Team	SPA
		Runs=4	Total laps=20	Full laps=13					Runs=3	Total laps=20	Full laps=15				
1	2'19.734	1'04.162	15.667	35.158	24.747	277.0	1	2'17.183	1'01.036	16.716	33.723	25.708	251.3		
2	1'35.900	32.011	14.281	27.818	21.790	306.3	2	1'36.721	31.821	14.539	28.075	22.286	300.2		
3	1'34.365	31.153	14.056	27.457	21.699	306.3	3	1'34.292	30.987	14.161	27.368	21.776	304.3		
4	1'35.077	31.404	14.281	27.588	21.804	301.4	4	1'34.208	30.880	14.060	27.424	21.844	297.4		
5	1'34.352	31.184	14.062	27.468	21.638	306.8	5	1'39.946	32.474	17.834	27.819	21.819	185.0		
6	1'36.646	33.207	14.033	27.596	21.810	307.3	6	1'33.924	30.900	13.981	27.254	21.789	305.6		
7	1'43.734 P	31.158	14.196	29.175	29.205	305.3	7	1'43.470 P	31.151	14.196	28.540	29.583	300.1		
8	8'06.430	6'52.284	24.013	28.089	22.044	103.8	8	6'49.957	5'43.062	14.952	28.878	23.065	294.1		
9	1'35.006	31.542	14.120	27.496	21.848	308.0	9	1'37.301	32.251	14.968	28.093	21.989	284.3		
10	1'34.472	31.064	14.111	27.466	21.831	309.5	10	1'35.227	31.276	14.140	27.690	22.121	301.5		
11	1'41.079	34.259	16.682	27.898	22.240	264.3	11	1'34.622	31.174	14.169	27.544	21.735	302.7		
12	1'34.250	31.134	13.999	27.464	21.653	304.4	12	1'34.643	31.208	14.127	27.589	21.719	301.2		
13	1'34.423	31.057	14.112	27.561	21.693	310.2	13	1'38.165	32.870	14.622	28.225	22.448	290.7		
14	1'44.850 P	33.380	14.780	28.349	28.341	290.4	14	1'43.383 P	32.148	14.210	28.055	28.970	295.9		
15	5'55.323	4'50.507	14.485	28.132	22.199	301.5	15	9'17.392	8'09.622	15.746	29.285	22.739	271.4		
16	1'35.331	31.190	14.085	27.914	22.142	307.6	16	1'35.667	31.115	14.078	28.153	22.321	303.0		
17	1'40.787 P	31.216	14.295	27.854	27.422	306.8	17	1'33.724	30.859	14.027	27.322	21.516	300.0		
18	2'46.763	1'34.000	15.408	29.043	28.312	277.3	18	1'36.281	31.583	14.412	27.976	22.310	295.4		
19	1'33.591	30.872	13.973	27.174	21.572	313.4	19	1'33.794	30.857	14.073	27.382	21.482	299.8		
20	1'39.056	30.962	14.390	27.479	26.225	307.1	20	1'33.968	30.872	14.109	27.354	21.633	296.8		
2nd	46	Valentino ROSSI				Movistar Yamaha Mot	ITA	4th	25	Maverick VIÑALES				Team SUZUKI ECST	SPA
		Runs=3	Total laps=20	Full laps=15					Runs=3	Total laps=19	Full laps=14				
1	2'20.046	1'12.434	15.494	29.128	22.990	276.2	1	2'23.420	1'15.525	15.419	29.089	23.387	282.2		
2	1'35.915	31.884	14.474	27.699	21.858	300.2	2	1'37.737	32.059	14.446	28.652	22.580	299.5		
3	1'35.201	31.255	14.143	27.487	22.316	301.6	3	1'35.132	31.447	14.131	27.583	21.971	298.7		
4	1'34.666	31.247	14.079	27.496	21.844	303.0	4	1'36.243	31.391	14.550	28.169	22.133	295.9		
5	1'34.825	31.466	14.226	27.414	21.719	300.8	5	1'34.640	31.199	14.021	27.525	21.895	303.6		
6	1'34.558	31.149	14.132	27.501	21.776	298.7	6	1'35.368	31.363	14.017	27.719	22.269	302.5		
7	1'48.758 P	36.178	15.546	28.091	28.943	271.2	7	1'42.559 P	31.313	14.019	27.509	29.718	303.3		
8	8'49.569	7'44.212	14.895	28.269	22.193	295.3	8	8'43.489	7'37.372	14.707	29.095	22.315	297.3		
9	1'35.060	31.430	14.227	27.543	21.860	300.0	9	1'35.135	31.598	14.036	27.575	21.926	304.1		
10	1'34.747	31.240	14.180	27.615	21.712	300.8	10	1'34.448	31.196	13.971	27.482	21.799	303.1		
11	1'37.086	32.311	14.735	27.987	22.053	291.8	11	1'34.746	31.189	14.001	27.740	21.816	302.4		
12	1'34.859	31.270	14.239	27.583	21.767	299.8	12	1'34.731	31.208	14.011	27.605	21.907	304.7		
13	1'34.720	31.303	14.091	27.631	21.695	299.5	13	1'45.847 P	31.482	14.087	28.798	31.480	298.2		
14	1'34.647	31.249	14.185	27.497	21.716	297.8	14	9'45.262	8'39.421	14.828	28.619	22.394	299.4		
15	1'46.792 P	35.063	14.808	28.500	28.421	288.2	15	1'34.503	31.263	14.000	27.437	21.803	301.3		
16	7'21.858	6'16.444	14.813	28.402	22.199	292.0	16	1'34.081	31.055	13.996	27.290	21.740	301.9		
17	1'34.594	31.240	14.226	27.477	21.651	300.2	17	1'34.081	30.957	13.919	27.377	21.828	305.0		
18	1'33.595	30.929	13.979	27.209	21.478	300.4	18	1'33.892	30.977	13.891	27.358	21.666	303.3		
19	1'37.338	33.127	14.542	27.754	21.915	294.7	19	1'35.004	31.017	13.902	27.388	22.697	302.9		
20	1'34.303	30.958	14.284	27.400	21.661	301.1									

Fastest Lap: Andrea IANNONE Ducati Team ITA **1'33.591** 30.872 13.973 27.174 21.572

These data/results cannot be reproduced, stored and/or transmitted in whole or in part by any manner of electronic, mechanical, photocopying, recording, broadcasting or otherwise now known or herein after developed without the previous express consent by the copyright owner, except for reproduction in daily press and regular printed publications on sale to the public within 60 days of the event related to those data/results and always provided that copyright symbol appears together as follows below.
© DORNA, 2016



Free Practice Nr. 2

MotoGP

Lap	Lap Time	T1	T2	T3	T4	Speed	Lap	Lap Time	T1	T2	T3	T4	Speed	
5th	99	Jorge LORENZO Movistar Yamaha Mot SPA						8	1'50.493 P	34.790	16.039	29.708	29.956	234.8
		Runs=4	Total laps=20	Full laps=13			9	7'02.681	5'53.413	15.817	30.690	22.761	274.6	
1	1'38.439	32.398	14.916	28.792	22.333	296.3	10	1'34.806	31.469	14.141	27.526	21.670	300.8	
2	1'35.991	31.653	14.399	27.865	22.074	300.0	11	1'34.745	31.244	14.097	27.648	21.756	298.1	
3	1'35.466	31.267	14.323	27.759	22.117	300.4	12	1'35.008	31.383	14.118	27.765	21.742	300.6	
4	1'35.070	31.234	14.297	27.678	21.861	301.6	13	1'49.539	31.317	14.785	34.122	29.315	299.5	
5	1'41.677 P	31.137	14.170	27.754	28.616	302.3	14	1'41.983	34.274	14.933	30.869	21.907	293.2	
6	8'46.589	7'41.782	14.537	28.122	22.148	300.1	15	1'34.808	31.458	14.156	27.594	21.600	301.4	
7	1'34.900	31.147	14.153	27.493	22.107	303.1	16	1'44.821 P	33.258	14.647	28.911	28.005	287.3	
8	1'34.622	31.066	14.162	27.594	21.800	303.4	17	7'30.830	6'22.153	15.984	30.945	21.748	290.1	
9	1'35.752	31.560	14.410	27.874	21.908	302.7	18	1'34.065	30.902	14.157	27.392	21.614	301.5	
10	1'34.902	31.195	14.185	27.614	21.908	302.7	19	1'45.991	31.752	17.925	31.541	24.773	170.9	
11	1'46.204 P	33.900	14.940	29.179	28.185	292.0	20	1'34.201	31.117	14.154	27.384	21.546	303.0	
12	7'11.745	6'07.428	14.411	27.920	21.986	299.5	21	1'34.283	31.192	14.162	27.404	21.525	303.1	
13	1'34.854	31.101	14.236	27.643	21.874	300.7	8th 41 Aleix ESPARGARO Team SUZUKI ECST SPA							
14	1'34.626	30.995	14.244	27.590	21.797	299.7		Runs=4	Total laps=19	Full laps=12				
15	1'41.097 P	31.019	14.217	27.672	28.189	301.2	1	2'23.635	1'14.926	16.188	29.048	23.473	272.7	
16	2'50.694	1'46.965	14.270	27.666	21.793	301.4	2	1'37.683	32.056	14.480	28.544	22.603	297.6	
17	1'33.998	30.941	14.062	27.320	21.675	302.6	3	1'35.181	31.519	14.207	27.558	21.897	299.7	
18	1'33.991	30.858	14.106	27.359	21.668	302.1	4	1'36.334	31.361	14.531	28.208	22.234	300.8	
19	1'34.113	30.944	14.116	27.260	21.793	302.7	5	1'34.669	31.290	14.176	27.399	21.804	299.3	
20	1'34.310	31.018	14.136	27.429	21.727	302.6	6	1'35.164	31.288	14.193	27.609	22.074	298.6	
6th 4 Andrea DOVIZIOSO Ducati Team ITA							7	1'47.738 P	34.289	15.657	29.144	28.648	275.7	
		Runs=4	Total laps=21	Full laps=14			8	8'31.400	7'23.842	15.447	29.407	22.704	284.7	
1	2'12.194	1'01.380	16.793	30.668	23.353	245.5	9	1'36.272	31.817	14.502	27.827	22.126	296.6	
2	1'39.013	32.121	14.666	29.221	23.005	300.0	10	1'35.722	31.498	14.410	27.739	22.075	293.5	
3	1'40.546	34.481	16.434	27.631	22.000	240.1	11	1'47.609 P	34.028	15.316	28.875	29.390	285.6	
4	1'34.658	31.133	14.023	27.770	21.732	311.3	12	6'44.010	5'35.805	15.323	30.215	22.667	283.9	
5	1'49.384 P	35.498	15.005	30.874	28.007	297.5	13	1'35.724	31.584	14.384	27.726	22.030	297.1	
6	6'32.523	5'26.828	14.820	28.605	22.270	298.2	14	1'34.866	31.091	14.241	27.646	21.888	295.2	
7	1'35.205	31.340	14.180	27.710	21.975	301.0	15	1'34.345	30.889	14.171	27.467	21.818	295.4	
8	1'34.728	31.155	14.116	27.685	21.772	304.9	16	1'46.490 P	33.841	15.029	28.844	28.776	282.7	
9	1'38.078	31.281	14.120	30.264	22.413	302.3	17	3'53.025	2'45.737	15.055	29.637	22.596	288.6	
10	1'34.999	31.178	14.144	27.777	21.900	302.9	18	1'34.257	31.049	14.149	27.278	21.781	296.0	
11	1'46.952	31.296	15.312	37.826	22.518	306.6	19	1'34.087	31.062	14.135	27.296	21.594	297.1	
12	1'34.492	30.995	14.034	27.679	21.784	307.3	9th 44 Poi ESPARGARO Monster Yamaha Tec SPA							
13	1'45.273 P	32.922	14.690	28.971	28.690	302.3		Runs=4	Total laps=17	Full laps=10				
14	6'17.565	5'11.879	14.743	28.450	22.493	302.5	1	2'13.201	59.705	17.192	32.685	23.619	227.7	
15	1'35.166	31.226	14.227	27.829	21.884	301.3	2	1'37.812	32.099	14.535	28.099	23.079	301.3	
16	1'34.896	31.219	14.137	27.739	21.801	299.4	3	1'49.605 P	31.881	14.380	30.667	32.677	300.0	
17	1'40.876 P	31.162	14.125	27.740	27.849	303.0	4	6'18.382	5'11.692	14.980	29.125	22.585	283.5	
18	2'39.710	1'35.007	14.661	28.204	21.838	298.3	5	1'36.332	31.856	14.327	27.884	22.265	299.6	
19	1'34.647	31.067	14.056	27.603	21.921	305.4	6	1'36.380	31.682	14.235	27.924	22.539	302.2	
20	1'34.038	30.762	14.014	27.385	21.877	307.0	7	1'45.807 P	33.662	14.780	29.166	28.199	288.6	
21	1'34.011	30.901	13.997	27.410	21.703	304.9	8	6'02.295	4'57.501	14.448	28.327	22.019	301.2	
7th 9 Danilo PETRUCCI OCTO Pramac Yakhn ITA							9	1'35.345	31.519	14.207	27.651	21.968	299.5	
		Runs=3	Total laps=21	Full laps=16			10	1'34.960	31.240	14.135	27.761	21.824	300.7	
1	1'57.730	48.407	16.259	30.632	22.432	272.1	11	1'44.701 P	32.998	14.769	28.330	28.604	295.4	
2	1'35.700	31.589	14.329	27.856	21.926	294.2	12	10'33.164	9'23.893	15.504	31.412	22.355	278.2	
3	1'35.806	31.493	14.256	28.122	21.935	298.9	13	1'34.511	31.215	14.112	27.466	21.718	301.2	
4	1'34.977	31.498	14.233	27.498	21.748	299.7	14	1'34.207	31.069	14.087	27.377	21.674	302.0	
5	1'34.858	31.317	14.215	27.561	21.765	296.8	15	1'46.668	39.898	14.814	29.937	22.019	283.3	
6	1'47.646	35.247	16.346	34.062	21.991	254.1	16	1'34.163	31.050	13.992	27.367	21.754	308.0	
7	1'34.711	31.289	14.161	27.546	21.715	300.1	17	1'34.510	31.109	14.087	27.476	21.838	299.5	
Fastest Lap: Andrea IANNONE Ducati Team ITA 1'33.591 30.872 13.973 27.174 21.572														

These data/results cannot be reproduced, stored and/or transmitted in whole or in part by any manner of electronic, mechanical, photocopying, recording, broadcasting or otherwise now known or herein after developed without the previous express consent by the copyright owner, except for reproduction in daily press and regular printed publications on sale to the public within 60 days of the event related to those data/results and always provided that copyright symbol appears together as follows below.
© DORNA, 2016



Free Practice Nr. 2

MotoGP

Lap	Lap Time	T1	T2	T3	T4	Speed	Lap	Lap Time	T1	T2	T3	T4	Speed	
10th	45	Scott REDDING OCTO Pramac Yakhn GBR						11	15'55.068 *	4'49.13 *	15.017	28.458	22.462	273.0
		Runs=4	Total laps=17	Full laps=10			12	1'34.583	31.337	14.086	27.322	21.838	303.2	
1	2'20.477	1'11.853	15.764	29.842	23.018	276.0	13	1'34.404	31.214	14.093	27.307	21.790	304.3	
2	1'36.610	32.159	14.327	28.096	22.028	303.7	14	1'36.750	32.815	14.415	27.624	21.896	300.5	
3	1'34.999	31.460	14.177	27.649	21.713	303.7	15	1'37.072	31.370	14.237	27.706	23.759	301.6	
4	1'42.196 P	31.484	14.308	27.837	28.567	306.3	13th	35	Cal CRUTCHLOW LCR Honda GBR					
5	7'45.019	6'38.962	14.892	28.674	22.491	288.9		Runs=3	Total laps=17	Full laps=12				
6	1'36.050	31.824	14.221	27.990	22.015	300.5	1	2'17.854	54.405	19.277	36.693	27.479	168.3	
7	1'35.297	31.485	14.160	27.793	21.859	302.7	2	1'44.717	32.609	15.016	34.344	22.748	295.9	
8	1'39.879	34.404	14.575	28.379	22.521	295.3	3	1'35.080	31.338	14.328	27.508	21.906	301.5	
9	1'35.124	31.530	14.122	27.685	21.787	303.0	4	1'36.612	31.118	14.277	28.815	22.402	303.4	
10	1'45.389 P	33.276	14.671	28.422	29.020	295.3	5	1'39.451	31.198	14.200	29.649	24.404	302.8	
11	8'42.649	7'37.102	14.806	28.493	22.248	289.6	6	1'48.614 P	34.650	15.128	29.253	29.583	289.9	
12	1'35.485	31.696	14.198	27.786	21.805	302.5	7	9'45.375	8'36.780	15.177	30.887	22.531	290.4	
13	1'40.846 P	31.497	14.173	27.683	27.493	300.8	8	1'34.956	31.320	14.326	27.514	21.796	298.5	
14	5'16.589	4'11.661	14.582	28.178	22.168	295.4	9	1'34.480	31.144	14.168	27.414	21.754	299.8	
15	1'34.402	31.322	14.119	27.394	21.567	302.6	10	1'45.204	39.017	14.599	28.955	22.633	295.0	
16	1'34.172	31.195	14.069	27.344	21.564	303.4	11	1'37.179	31.341	14.369	28.240	23.229	297.9	
17	1'41.358	37.242	14.460	27.756	21.900	294.9	12	1'47.489 P	33.058	15.091	29.784	29.556	291.0	
11th	26	Dani PEDROSA Repsol Honda Team SPA						13	10'13.233	9'00.389	15.505	34.683	22.656	283.3
		Runs=4	Total laps=20	Full laps=12			14	1'47.350	31.308	14.436	38.710	22.896	297.5	
1	1'48.230	39.310	15.789	29.820	23.311	273.4	15	2'29.866	1'20.292	17.634	29.370	22.570	235.7	
2	1'38.127	32.354	14.838	28.276	22.659	294.6	16	1'34.673	31.216	14.280	27.355	21.822	298.0	
3	1'36.231	31.689	14.538	27.853	22.151	297.0	17	1'36.259	31.148	14.191	27.414	23.506	297.5	
4	1'35.599	31.294	14.464	27.715	22.126	299.0	14th	38	Bradley SMITH Monster Yamaha Tec GBR					
5	1'35.225	31.317	14.445	27.517	21.946	294.1		Runs=4	Total laps=21	Full laps=13				
6	1'47.125 P	31.305	14.170	30.981	30.669	303.4	1	2'27.370	1'18.514	15.567	30.034	23.255	288.3	
7	6'02.266	4'55.737	15.187	28.614	22.728	280.6	2	1'37.285	32.352	14.537	28.175	22.221	295.3	
8	1'36.602	31.937	14.451	27.768	22.446	295.0	3	1'36.337	31.902	14.318	27.911	22.206	296.2	
9	1'35.694	31.722	14.236	27.689	22.047	301.2	4	1'35.782	31.683	14.174	27.824	22.101	300.1	
10	1'35.821	31.478	14.281	27.599	22.463	299.5	5	1'35.397	31.516	14.114	27.654	22.113	301.5	
11	1'47.206 P	35.562	14.588	28.316	28.740	295.1	6	1'35.024	31.315	14.068	27.737	21.904	299.7	
12	6'34.937	5'28.576	15.016	28.776	22.569	284.8	7	1'47.627 P	33.473	14.959	29.487	29.708	288.6	
13	1'35.928	31.615	14.410	27.776	22.127	300.2	8	7'29.502	6'22.683	14.812	29.479	22.528	295.5	
14	1'35.287	31.320	14.251	27.685	22.031	296.6	9	1'36.229	31.834	14.300	27.880	22.215	299.3	
15	1'56.845 P	42.451	15.047	29.448	29.899	287.4	10	1'35.257	31.490	14.082	27.746	21.939	301.0	
16	5'35.298	4'29.527	14.774	28.447	22.550	293.7	11	1'34.863	31.365	14.039	27.607	21.852	301.3	
17	1'35.005	31.307	14.280	27.549	21.869	304.3	12	1'47.216 P	34.228	15.804	29.192	27.992	290.3	
18	1'34.502	31.135	14.173	27.385	21.809	301.5	13	5'40.254	4'34.960	14.726	28.328	22.240	296.0	
19	1'34.206	31.071	14.172	27.304	21.659	304.9	14	1'35.016	31.338	14.158	27.657	21.863	301.9	
20	1'53.878 P	37.327	16.115	30.360	30.076	264.4	15	1'34.722	31.373	14.074	27.571	21.704	299.0	
12th	8	Hector BARBERA Avintia Racing SPA						16	1'34.668	31.235	14.066	27.535	21.832	301.0
		Runs=3	Total laps=15	Full laps=10			17	1'45.512 P	33.185	14.717	29.327	28.283	286.4	
1	1'58.933	48.012	16.477	31.345	23.099	262.3	18	2'51.262	1'43.140	14.880	30.755	22.487	295.8	
2	1'36.289	31.999	14.340	27.696	22.254	302.1	19	1'35.819	31.741	14.338	27.898	21.842	302.2	
3	1'35.483	31.532	14.266	27.634	22.051	302.0	20	1'34.531	31.215	14.088	27.476	21.752	301.8	
4	1'35.676	31.616	14.302	27.687	22.071	302.2	21	2'14.733 P	45.898	17.126	38.320	33.389	237.4	
5	1'35.985	31.716	14.226	27.702	22.341	300.7	15th	50	Eugene LAVERTY Aspar Team MotoGP IRL					
6	1'55.625	40.423	16.973	35.065	23.164	256.6		Runs=4	Total laps=17	Full laps=10				
7	1'43.081 P	32.119	14.272	27.750	28.940	302.9	1	2'05.566	55.404	16.130	30.679	23.353	254.1	
8	8'23.798	7'15.355	15.059	30.124	23.260	292.2	2	1'37.573	32.397	14.781	28.189	22.206	290.7	
9	1'38.870	34.742	14.296	27.886	21.946	304.9	3	1'36.106	31.584	14.469	27.888	22.165	299.4	
10	1'35.164	31.459	14.155	27.541	22.009	303.2	4	1'35.831	31.429	14.505	27.816	22.081	297.1	

Fastest Lap: Andrea IANNONE Ducati Team ITA **1'33.591** 30.872 13.973 27.174 21.572

These data/results cannot be reproduced, stored and/or transmitted in whole or in part by any manner of electronic, mechanical, photocopying, recording, broadcasting or otherwise now known or herein after developed without the previous express consent by the copyright owner, except for reproduction in daily press and regular printed publications on sale to the public within 60 days of the event related to those data/results and always provided that copyright symbol appears together as follows below.
© DORNA, 2016

Official MotoGP Timing by TISSOT
www.motogp.com

Assen, Friday, June 24, 2016

Page 3 of 5



Free Practice Nr. 2

MotoGP

Lap	Lap Time	T1	T2	T3	T4	Speed	Lap	Lap Time	T1	T2	T3	T4	Speed
							18th	68	Yonny HERNANDE		Aspar Team MotoGP COL		
									Runs=4	Total laps=18	Full laps=10		
5	1'43.470	P	31.394	14.417	27.788	29.871	299.5						
6	6'29.000		5'21.306	15.350	29.376	22.968	284.8						
7	1'36.414		31.645	14.575	27.935	22.259	296.3						
8	1'35.552		31.304	14.410	27.729	22.109	300.6						
9	1'35.717		31.263	14.395	27.841	22.218	300.0						
10	1'45.012	P	32.977	14.565	28.272	29.198	298.6						
11	7'48.921		6'42.497	14.894	28.996	22.534	292.9						
12	1'35.717		31.377	14.342	27.910	22.088	299.5						
13	1'35.783		31.266	14.405	27.807	22.305	299.2						
14	1'43.142	P	31.358	14.498	27.897	29.389	297.8						
15	6'39.562		5'33.339	15.081	28.559	22.583	279.0						
16	1'35.197		31.365	14.305	27.555	21.972	301.1						
17	1'34.789		30.932	14.296	27.581	21.980	299.2						
							16th	43	Jack MILLER		Estrella Galicia 0,0 M AUS		
									Runs=4	Total laps=18	Full laps=11		
1	2'07.458		53.082	15.226	35.236	23.914	286.6						
2	1'37.223		31.985	14.578	27.985	22.675	297.8						
3	1'36.123		31.847	14.379	27.658	22.239	298.8						
4	1'35.682		31.586	14.371	27.670	22.055	298.1						
5	1'35.597		31.676	14.407	27.598	21.916	299.1						
6	1'47.907	P	34.805	15.245	28.496	29.361	276.2						
7	10'34.202		9'28.757	14.958	28.136	22.351	287.7						
8	1'35.754		31.779	14.320	27.656	21.999	301.7						
9	1'36.385		31.617	14.441	27.770	22.557	298.2						
10	1'49.310	P	34.661	15.230	29.365	30.054	282.5						
11	5'31.217		4'25.449	14.922	28.348	22.498	294.3						
12	1'36.544		31.942	14.509	27.897	22.196	297.5						
13	1'43.210	P	31.791	14.658	28.016	28.745	298.6						
14	3'52.470		2'46.726	14.930	28.644	22.170	291.0						
15	1'35.008		31.359	14.274	27.541	21.834	300.7						
16	1'40.297		31.291	14.219	27.441	27.346	299.9						
17	1'44.790		38.858	14.617	28.436	22.879	292.4						
18	1'35.434		31.513	14.364	27.566	21.991	298.6						
							19th	51	Michele PIRRO		Avintia Racing ITA		
									Runs=3	Total laps=15	Full laps=10		
1	2'13.809		59.027	19.506	31.407	23.869	198.1						
2	1'38.654		32.763	14.834	28.483	22.574	290.8						
3	1'37.268		32.023	14.566	28.129	22.550	296.3						
4	1'36.382		31.923	14.430	27.690	22.339	298.6						
5	2'01.972	P	45.250	16.866	29.694	30.162	233.9						
6	7'57.628		6'46.099	15.390	29.928	26.211	275.7						
7	1'37.843		32.410	14.610	28.263	22.560	294.8						
8	1'36.795		31.912	14.403	28.198	22.282	295.5						
9	1'36.458		31.839	14.454	27.966	22.199	294.9						
10	1'56.592	P	34.037	21.431	31.345	29.779	169.9						
11	14'35.488		3'19.203	19.390	34.206	22.689	166.3						
12	1'35.358		31.594	14.305	27.552	21.907	298.1						
13	1'44.691		31.432	14.249	28.869	30.141	296.5						
14	1'46.590		37.439	16.584	29.421	23.146	237.4						
15	1'35.220		31.453	14.146	27.632	21.989	296.6						
							20th	19	Alvaro BAUTISTA		Aprilia Racing Team SPA		
									Runs=3	Total laps=12	Full laps=7		
1	1'58.662		48.532	16.317	30.682	23.131	257.2						
2	1'36.493		31.685	14.635	27.840	22.333	294.9						
3	1'36.423		31.895	14.515	27.714	22.299	296.9						
4	1'35.284		31.194	14.416	27.615	22.059	297.6						
5	13'15.675	*	2'08.71	15.170	28.782	23.004	287.9						
6	1'36.487		31.646	14.528	28.055	22.258	298.1						
7	1'36.069		31.389	14.450	27.856	22.374	301.7						
8	1'36.293		31.425	14.575	27.989	22.304	297.6						
9	1'44.304		39.064	14.759	28.030	22.451	293.5						
10	1'46.534	P	31.588	15.992	29.235	29.719	235.4						
11	8'59.141		7'53.230	14.956	28.325	22.630	290.8						
12	1'35.385		31.341	14.359	27.576	22.109	301.0						
							17th	6	Stefan BRADL		Aprilia Racing Team GER		
									Runs=3	Total laps=19	Full laps=14		
1	2'01.035		50.565	16.105	30.752	23.613	265.5						
2	1'37.853		32.447	14.815	28.189	22.402	295.2						
3	1'35.894		31.371	14.533	27.822	22.168	297.2						
4	1'35.968		31.503	14.423	27.847	22.195	295.9						
5	1'35.811		31.497	14.377	27.866	22.071	297.8						
6	1'35.699		31.429	14.356	27.841	22.073	296.3						
7	1'48.743	P	35.134	15.777	28.824	29.008	252.0						
8	11'21.272		0'14.701	15.050	28.794	22.727	285.3						
9	1'40.860		35.916	14.470	28.155	22.319	293.3						
10	1'36.237		31.639	14.403	27.897	22.298	296.8						
11	1'35.927		31.539	14.380	27.857	22.151	296.3						
12	1'35.812		31.464	14.300	27.923	22.125	296.6						
13	1'46.298	P	33.300	15.020	28.953	29.025	278.4						
14	6'35.106		5'23.154	15.206	29.383	27.363	285.1						
15	1'39.615		32.128	14.576	30.697	22.214	296.5						
16	1'35.056		31.303	14.208	27.597	21.948	298.0						
17	1'38.811		31.421	15.301	29.960	22.129	293.9						
18	1'35.322		31.405	14.241	27.650	22.026	299.8						
19	1'35.762		31.481	14.274	27.811	22.196	293.6						

Fastest Lap: Andrea IANNONE Ducati Team ITA **1'33.591** 30.872 13.973 27.174 21.572

These data/results cannot be reproduced, stored and/or transmitted in whole or in part by any manner of electronic, mechanical, photocopying, recording, broadcasting or otherwise now known or herein after developed without the previous express consent by the copyright owner, except for reproduction in daily press and regular printed publications on sale to the public within 60 days of the event related to those data/results and always provided that copyright symbol appears together as follows below.
© DORNA, 2016



Free Practice Nr. 2

MotoGP

Lap	Lap Time	T1	T2	T3	T4	Speed	Lap	Lap Time	T1	T2	T3	T4	Speed
21st	53	Tito RABAT						Estrella Galicia 0,0 M SPA					
		Runs=3		Total laps=19		Full laps=14							
1	1'46.278	37.345	15.556	29.924	23.453	265.0							
2	1'40.048	33.168	15.022	28.849	23.009	289.2							
3	1'38.116	32.527	14.766	28.271	22.552	293.6							
4	1'37.352	32.221	14.629	28.040	22.462	293.5							
5	1'37.168	31.897	14.686	28.163	22.422	292.9							
6	1'37.349	32.003	14.818	28.030	22.498	295.8							
7	1'37.602	32.171	14.721	28.172	22.538	295.8							
8	1'49.286 P	34.059	15.065	28.706	31.456	282.7							
9	7'57.756	6'40.478	20.191	30.557	26.530	190.0							
10	1'39.678	32.255	15.186	29.828	22.409	297.1							
11	1'36.780	31.855	14.537	28.104	22.284	298.0							
12	1'46.552 P	31.755	14.633	27.984	32.180	287.5							
13	9'30.543	8'22.948	14.964	29.227	23.404	291.6							
14	1'53.727	33.452	24.281	31.444	24.550	196.9							
15	1'38.066	32.608	14.637	28.210	22.611	290.8							
16	1'37.324	31.720	14.587	28.335	22.682	294.7							
17	1'36.582	31.739	14.485	27.993	22.365	295.3							
18	1'36.658	31.817	14.365	27.982	22.494	294.7							
19	1'41.105	32.266	15.412	28.377	25.050	285.9							

Fastest Lap:	Andrea IANNONE	Ducati Team	ITA	1'33.591	30.872	13.973	27.174	21.572
---------------------	----------------	-------------	-----	-----------------	--------	--------	--------	--------

These data/results cannot be reproduced, stored and/or transmitted in whole or in part by any manner of electronic, mechanical, photocopying, recording, broadcasting or otherwise now known or herein after developed without the previous express consent by the copyright owner, except for reproduction in daily press and regular printed publications on sale to the public within 60 days of the event related to those data/results and always provided that copyright symbol appears together as follows below.

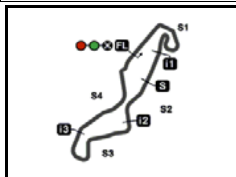
© DORNA, 2016

Official MotoGP Timing by **TISSOT**
www.motogp.com

Assen, Friday, June 24, 2016

Page 5 of 5





4542 m.

MOTUL TT ASSEN

Free Practice Nr. 2

Best Partial Times

MotoGP

IT Ideal Lap Time, sum of the best partial times*BT* Best Lap Time

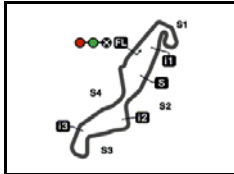
<i>T1</i>		<i>T2</i>		<i>T3</i>		<i>T4</i>				<i>IT</i>	<i>BT</i>	
<i>Pos</i>	<i>Rider</i>	<i>Time</i>	<i>Rider</i>	<i>Time</i>	<i>Rider</i>	<i>Time</i>	<i>Rider</i>	<i>Time</i>	<i>Pos</i>	<i>Rider</i>	<i>IT</i>	<i>BT</i>
1	A.DOVIZIOSO	30.762	M.VIÑALES	13.891	A.IANNONE	27.174	V.ROSSI	21.478	1	M.MARQUEZ	1'33.574	1'33.724 (3)
2	M.MARQUEZ	30.857	A.IANNONE	13.973	V.ROSSI	27.209	M.MARQUEZ	21.482	2	A.IANNONE	1'33.591	1'33.591 (1)
3	J.LORENZO	30.858	V.ROSSI	13.979	M.MARQUEZ	27.254	D.PETRUCCI	21.525	3	V.ROSSI	1'33.595	1'33.595 (2)
4	A.IANNONE	30.872	M.MARQUEZ	13.981	J.LORENZO	27.260	S.REDDING	21.564	4	M.VIÑALES	1'33.804	1'33.892 (4)
5	A.ESPARGARO	30.889	P.ESPARGARO	13.992	A.ESPARGARO	27.278	A.IANNONE	21.572	5	A.DOVIZIOSO	1'33.847	1'34.011 (6)
6	D.PETRUCCI	30.902	A.DOVIZIOSO	13.997	M.VIÑALES	27.290	A.ESPARGARO	21.594	6	J.LORENZO	1'33.848	1'33.991 (5)
7	Y.HERNANDEZ	30.920	B.SMITH	14.039	D.PEDROSA	27.304	D.PEDROSA	21.659	7	A.ESPARGAR	1'33.896	1'34.087 (8)
8	V.ROSSI	30.929	J.LORENZO	14.062	H.BARBERA	27.307	M.VIÑALES	21.666	8	D.PETRUCCI	1'33.908	1'34.065 (7)
9	E.LAVERTY	30.932	S.REDDING	14.069	S.REDDING	27.344	J.LORENZO	21.668	9	P.ESPARGAR	1'34.083	1'34.163 (9)
10	M.VIÑALES	30.957	H.BARBERA	14.086	C.CRUTCHLOW	27.355	P.ESPARGARO	21.674	10	S.REDDING	1'34.172	1'34.172 (10)
11	P.ESPARGARO	31.050	D.PETRUCCI	14.097	P.ESPARGARO	27.367	A.DOVIZIOSO	21.703	11	D.PEDROSA	1'34.204	1'34.206 (11)
12	D.PEDROSA	31.071	A.ESPARGARO	14.135	D.PETRUCCI	27.384	B.SMITH	21.704	12	C.CRUTCHLO	1'34.395	1'34.480 (13)
13	C.CRUTCHLOW	31.118	M.PIRRO	14.146	A.DOVIZIOSO	27.385	C.CRUTCHLOW	21.754	13	H.BARBERA	1'34.397	1'34.404 (12)
14	A.BAUTISTA	31.194	C.CRUTCHLOW	14.168	J.MILLER	27.441	H.BARBERA	21.790	14	B.SMITH	1'34.434	1'34.531 (14)
15	S.REDDING	31.195	D.PEDROSA	14.170	Y.HERNANDEZ	27.472	J.MILLER	21.834	15	E.LAVERTY	1'34.755	1'34.789 (15)
16	H.BARBERA	31.214	S.BRADL	14.208	B.SMITH	27.476	M.PIRRO	21.907	16	Y.HERNANDEZ	1'34.775	1'35.125 (18)
17	B.SMITH	31.215	J.MILLER	14.219	M.PIRRO	27.552	S.BRADL	21.948	17	J.MILLER	1'34.785	1'35.008 (16)
18	J.MILLER	31.291	E.LAVERTY	14.296	E.LAVERTY	27.555	Y.HERNANDEZ	21.966	18	M.PIRRO	1'35.037	1'35.220 (19)
19	S.BRADL	31.303	A.BAUTISTA	14.359	A.BAUTISTA	27.576	E.LAVERTY	21.972	19	S.BRADL	1'35.056	1'35.056 (17)
20	M.PIRRO	31.432	T.RABAT	14.365	S.BRADL	27.597	A.BAUTISTA	22.059	20	A.BAUTISTA	1'35.188	1'35.284 (20)
21	T.RABAT	31.720	Y.HERNANDEZ	14.417	T.RABAT	27.982	T.RABAT	22.284	21	T.RABAT	1'36.351	1'36.582 (21)

These data/results cannot be reproduced, stored and/or transmitted in whole or in part by any manner of electronic, mechanical, photocopying, recording, broadcasting or otherwise now known or herein after developed without the previous express consent by the copyright owner, except for reproduction in daily press and regular printed publications on sale to the public within 60 days of the event related to those data/results and always provided that copyright symbol appears together as follows below.

© DORNA, 2016

Official MotoGP Timing by **TISSOT**
www.motogp.com






4542 m.

MOTUL TT ASSEN

Free Practice Nr. 2

Fastest Laps Sequence

<i>Practice Time</i>	 <i>Rider</i>	<i>Nation</i>	<i>Motorcycle</i>	<i>Time</i>	<i>Km/h</i>	<i>Rider's Lap</i>
3'14.430	99 Jorge LORENZO	SPA	YAMAHA	1'35.991	170.3	2
3'33.430	9 Danilo PETRUCCI	ITA	DUCATI	1'35.700	170.8	2
4'49.896	99 Jorge LORENZO	SPA	YAMAHA	1'35.466	171.2	3
5'28.196	93 Marc MARQUEZ	SPA	HONDA	1'34.292	173.4	3
7'02.404	93 Marc MARQUEZ	SPA	HONDA	1'34.208	173.5	4
10'16.274	93 Marc MARQUEZ	SPA	HONDA	1'33.924	174.0	6
40'59.825	93 Marc MARQUEZ	SPA	HONDA	1'33.724	174.4	17
42'41.496	46 Valentino ROSSI	ITA	YAMAHA	1'33.595	174.7	18
43'22.113	29 Andrea IANNONE	ITA	DUCATI	1'33.591	174.7	19

These data/results cannot be reproduced, stored and/or transmitted in whole or in part by any manner of electronic, mechanical, photocopying, recording, broadcasting or otherwise now known or herein after developed without the previous express consent by the copyright owner, except for reproduction in daily press and regular printed publications on sale to the public within 60 days of the event related to those data/results and always provided that copyright symbol appears together as follows below.

© DORNA, 2016

Official MotoGP Timing by TISSOT
www.motogp.com

Assen, Friday, June 24, 2016

