


4423 m.

## GRAN PREMIO RED BULL DE ESPAÑA

Qualifying  
Classification

	Rider	Nation	Team	Motorcycle	Time	Lap	Total	Gap	Top Speed
1	22 Sam LOWES	GBR	Federal Oil Gresini Moto2	KALEX	<b>1'42.408</b>	19	21		<b>243.6</b>
2	94 Jonas FOLGER	GER	Dynavolt Intact GP	KALEX	<b>1'42.436</b>	5	16	0.028 0.028	<b>244.9</b>
3	11 Sandro CORTESE	GER	Dynavolt Intact GP	KALEX	<b>1'42.439</b>	3	17	0.031 0.003	<b>247.0</b>
4	21 Franco MORBIDELLI	ITA	Estrella Galicia 0,0 Marc VDS	KALEX	<b>1'42.480</b>	4	17	0.072 0.041	<b>247.0</b>
5	12 Thomas LUTHI	SWI	Garage Plus Interwetten	KALEX	<b>1'42.535</b>	3	18	0.127 0.055	<b>248.9</b>
6	7 Lorenzo BALDASSARRI	ITA	Forward Team	KALEX	<b>1'42.571</b>	14	16	0.163 0.036	<b>243.5</b>
7	40 Alex RINS	SPA	Paginas Amarillas HP 40	KALEX	<b>1'42.628</b>	10	19	0.220 0.057	<b>244.7</b>
8	24 Simone CORSI	ITA	Speed Up Racing	SPEED UP	<b>1'42.653</b>	2	14	0.245 0.025	<b>243.1</b>
9	73 Alex MARQUEZ	SPA	Estrella Galicia 0,0 Marc VDS	KALEX	<b>1'42.664</b>	4	17	0.256 0.011	<b>246.3</b>
10	39 Luis SALOM	SPA	SAG Team	KALEX	<b>1'42.772</b>	14	21	0.364 0.108	<b>247.8</b>
11	10 Luca MARINI	ITA	Forward Team	KALEX	<b>1'42.884</b>	16	20	0.476 0.112	<b>245.2</b>
12	30 Takaaki NAKAGAMI	JPN	IDEMITSU Honda Team Asia	KALEX	<b>1'42.906</b>	15	19	0.498 0.022	<b>242.2</b>
13	23 Marcel SCHROTTER	GER	AGR Team	KALEX	<b>1'43.070</b>	15	18	0.662 0.164	<b>245.6</b>
14	44 Miguel OLIVEIRA	POR	Leopard Racing	KALEX	<b>1'43.083</b>	15	19	0.675 0.013	<b>243.3</b>
15	52 Danny KENT	GBR	Leopard Racing	KALEX	<b>1'43.169</b>	4	19	0.761 0.086	<b>245.6</b>
16	5 Johann ZARCO	FRA	Ajo Motorsport	KALEX	<b>1'43.171</b>	17	19	0.763 0.002	<b>245.0</b>
17	49 Axel PONS	SPA	AGR Team	KALEX	<b>1'43.207</b>	11	13	0.799 0.036	<b>243.9</b>
18	77 Dominique AEGERTER	SWI	CarXpert Interwetten	KALEX	<b>1'43.235</b>	16	16	0.827 0.028	<b>245.8</b>
19	19 Xavier SIMEON	BEL	QMMF Racing Team	SPEED UP	<b>1'43.256</b>	3	8	0.848 0.021	<b>241.0</b>
20	60 Julian SIMON	SPA	QMMF Racing Team	SPEED UP	<b>1'43.342</b>	2	18	0.934 0.086	<b>249.1</b>
21	14 Rattthapark WILAIROT	THA	IDEMITSU Honda Team Asia	KALEX	<b>1'43.543</b>	16	17	1.135 0.201	<b>242.2</b>
22	97 Xavi VIERGE	SPA	Tech 3 Racing	TECH 3	<b>1'43.621</b>	3	19	1.213 0.078	<b>243.4</b>
23	57 Edgar PONS	SPA	Paginas Amarillas HP 40	KALEX	<b>1'43.770</b>	4	17	1.362 0.149	<b>245.9</b>
24	55 Hafizh SYAHRIN	MAL	Petronas Raceline Malaysia	KALEX	<b>1'43.897</b>	14	20	1.489 0.127	<b>244.7</b>
25	32 Isaac VIÑALES	SPA	Tech 3 Racing	TECH 3	<b>1'43.960</b>	16	17	1.552 0.063	<b>242.9</b>
26	2 Jesko RAFFIN	SWI	Sports-Millions-EMWE-SAG	KALEX	<b>1'44.062</b>	2	22	1.654 0.102	<b>244.3</b>
27	54 Mattia PASINI	ITA	Italtrans Racing Team	KALEX	<b>1'44.295</b>	14	16	1.887 0.233	<b>243.4</b>
28	33 Alessandro TONUCCI	ITA	Tasca Racing Scuderia Moto2	KALEX	<b>1'44.473</b>	3	17	2.065 0.178	<b>243.8</b>
29	70 Robin MULHAUSER	SWI	CarXpert Interwetten	KALEX	<b>1'44.497</b>	8	20	2.089 0.024	<b>244.5</b>
30	42 Federico FULIGNI	ITA	Team Ciatti	KALEX	<b>1'44.666</b>	4	18	2.258 0.169	<b>242.8</b>

Practice condition: Dry

Air: 24°

Humidity: 54%

Ground: 29°

<b>Fastest Lap:</b>	Lap: 19	<b>Sam LOWES</b>	<b>1'42.408</b>	155.4 Km/h
<b>Circuit Record Lap:</b>	2014	<b>Jonas FOLGER</b>	<b>1'42.876</b>	154.7 Km/h
<b>Circuit Best Lap:</b>	2016	<b>Sam LOWES</b>	<b>1'42.408</b>	155.4 Km/h

The results are provisional until the end of the limit for protest and appeals.

Time limit for protest expires 30' after publication of the results - Mr. .... Time: .....

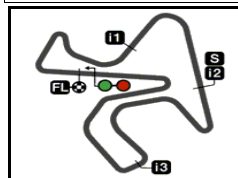
These data/results cannot be reproduced, stored and/or transmitted in whole or in part by any manner of electronic, mechanical, photocopying, recording, broadcasting or otherwise now known or herein after developed without the previous express consent by the copyright owner, except for reproduction in daily press and regular printed publications on sale to the public within 60 days of the event related to those data/results and always provided that copyright symbol appears together as follows below.

© DORNA, 2016

Official MotoGP Timing by TISSOT  
www.motogp.com

Jerez de la Frontera, Saturday, April 23, 2016






4423 m.

## GRAN PREMIO RED BULL DE ESPAÑA

## Qualifying

## Top Speed &amp; Average

21A

	Rider	Nation	Motorcycle	Top 5 speeds					Average	Top
60	<b>Julian SIMON</b>	<b>SPA</b>	SPEED UP	249.1	243.8	243.1	243.1	242.0	244.2	<b>249.1</b>
12	<b>Thomas LUTHI</b>	<b>SWI</b>	KALEX	248.9	248.4	248.1	246.5	246.4	247.7	<b>248.9</b>
39	<b>Luis SALOM</b>	<b>SPA</b>	KALEX	247.8	246.8	244.7	244.5	244.0	245.6	<b>247.8</b>
21	<b>Franco MORBIDELLI</b>	<b>ITA</b>	KALEX	247.0	244.9	243.8	243.0	242.2	244.2	<b>247.0</b>
11	<b>Sandro CORTESE</b>	<b>GER</b>	KALEX	247.0	245.3	244.5	243.2	242.5	244.5	<b>247.0</b>
73	<b>Alex MARQUEZ</b>	<b>SPA</b>	KALEX	246.3	246.1	245.6	245.0	244.8	245.6	<b>246.3</b>
57	<b>Edgar PONS</b>	<b>SPA</b>	KALEX	245.9	245.8	244.1	243.6	243.1	244.5	<b>245.9</b>
77	<b>Dominique AEGERTER</b>	<b>SWI</b>	KALEX	245.8	245.3	245.2	243.9	243.9	244.8	<b>245.8</b>
23	<b>Marcel SCHROTTER</b>	<b>GER</b>	KALEX	245.6	245.0	244.8	244.3	243.9	244.7	<b>245.6</b>
52	<b>Danny KENT</b>	<b>GBR</b>	KALEX	245.6	244.2	243.5	243.3	243.2	244.0	<b>245.6</b>
10	<b>Luca MARINI</b>	<b>ITA</b>	KALEX	245.2	245.0	244.2	243.3	243.1	244.2	<b>245.2</b>
5	<b>Johann ZARCO</b>	<b>FRA</b>	KALEX	245.0	244.2	244.0	243.1	243.0	243.9	<b>245.0</b>
94	<b>Jonas FOLGER</b>	<b>GER</b>	KALEX	244.9	244.3	244.1	243.4	242.0	243.7	<b>244.9</b>
40	<b>Alex RINS</b>	<b>SPA</b>	KALEX	244.7	244.1	244.0	243.4	243.1	243.9	<b>244.7</b>
55	<b>Hafizh SYAHRIN</b>	<b>MAL</b>	KALEX	244.7	244.1	244.0	243.5	242.9	243.8	<b>244.7</b>
70	<b>Robin MULHAUSER</b>	<b>SWI</b>	KALEX	244.5	244.2	244.1	243.8	243.7	244.1	<b>244.5</b>
2	<b>Jesko RAFFIN</b>	<b>SWI</b>	KALEX	244.3	243.9	243.4	242.9	242.8	243.5	<b>244.3</b>
49	<b>Axel PONS</b>	<b>SPA</b>	KALEX	243.9	242.1	241.2	241.1	241.0	241.9	<b>243.9</b>
33	<b>Alessandro TONUCCI</b>	<b>ITA</b>	KALEX	243.8	242.8	241.5	240.8	239.8	241.7	<b>243.8</b>
22	<b>Sam LOWES</b>	<b>GBR</b>	KALEX	243.6	243.4	243.1	242.5	241.7	242.9	<b>243.6</b>
7	<b>Lorenzo BALDASSARRI</b>	<b>ITA</b>	KALEX	243.5	243.2	242.1	241.8	241.6	242.4	<b>243.5</b>
54	<b>Mattia PASINI</b>	<b>ITA</b>	KALEX	243.4	240.9	240.7	240.7	240.1	241.2	<b>243.4</b>
97	<b>Xavi VIERGE</b>	<b>SPA</b>	TECH 3	243.4	243.2	243.1	243.0	242.3	243.0	<b>243.4</b>
44	<b>Miguel OLIVEIRA</b>	<b>POR</b>	KALEX	243.3	242.2	242.2	242.0	241.5	242.2	<b>243.3</b>
24	<b>Simone CORSI</b>	<b>ITA</b>	SPEED UP	243.1	242.8	242.2	241.8	241.7	242.3	<b>243.1</b>
32	<b>Isaac VIÑALES</b>	<b>SPA</b>	TECH 3	242.9	240.5	239.8	238.6	238.2	240.0	<b>242.9</b>
42	<b>Federico FULIGNI</b>	<b>ITA</b>	KALEX	242.8	242.5	242.1	240.9	240.8	241.8	<b>242.8</b>
14	<b>Ratthapark WILAIROT</b>	<b>THA</b>	KALEX	242.2	242.0	241.5	239.2	239.2	240.8	<b>242.2</b>
30	<b>Takaaki NAKAGAMI</b>	<b>JPN</b>	KALEX	242.2	241.8	241.4	241.3	241.0	241.5	<b>242.2</b>
19	<b>Xavier SIMEON</b>	<b>BEL</b>	SPEED UP	241.0	239.6	238.9	237.6	236.9	238.8	<b>241.0</b>

These data/results cannot be reproduced, stored and/or transmitted in whole or in part by any manner of electronic, mechanical, photocopying, recording, broadcasting or otherwise now known or herein after developed without the previous express consent by the copyright owner, except for reproduction in daily press and regular printed publications on sale to the public within 60 days of the event related to those data/results and always provided that copyright symbol appears together as follows below.

© DORNA, 2016

Official MotoGP Timing by TISSOT  
www.motogp.com





Jerez de la Frontera, Saturday, April 23, 2016



## GRAN PREMIO RED BULL DE ESPAÑA

### Qualifying

### Chronological Analysis of Performances



\* Lap / Sector time cancelled      T1 Time from finish line to 1st intermediate      T3 Time from 2nd intermed. to 3rd intermed.  
P Crossing the finish line in pit lane      T2 Time from 1st intermed. to 2nd intermed.      T4 Time from 3rd intermediate to finish line

Lap	Lap Time	T1	T2	T3	T4	Speed	Lap	Lap Time	T1	T2	T3	T4	Speed
<b>1st 22 Sam LOWES</b> Federal Oil Gresini M GBR							<b>2 1'42.729</b> 25.697 15.069 30.454 31.509 245.3						
Runs=2 Total laps=21 Full laps=18							3 <b>1'42.439</b> 25.632 <b>15.053</b> <b>30.239</b> 31.515 <b>247.0</b>						
1	3'05.359	1'46.603	15.722	31.026	32.008	240.3	4	<b>1'43.324</b>	25.752	15.229	30.652	31.691	241.8
2	<b>1'42.745</b>	25.641	15.363	30.260	31.481	243.4	5	<b>1'47.678</b>	28.112	16.721	30.864	31.981	243.2
3	<b>1'42.529</b>	25.430	15.302	30.234	31.563	<b>243.6</b>	6	8'45.402 P	26.176	15.521	31.178	7'32.527	240.9
4	<b>1'53.520</b>	34.996	15.754	30.924	31.846	243.1	7	1'58.658	35.665	15.798	34.869	32.326	235.0
5	<b>1'42.899</b>	25.562	15.437	30.277	31.623	242.5	8	<b>1'43.383</b>	25.772	15.323	30.640	31.648	241.9
6	<b>1'42.792</b>	25.456	15.390	30.417	31.529	241.2	9	<b>1'43.240</b>	25.704	15.348	30.483	31.705	240.9
7	<b>1'42.493</b>	25.403	<b>15.300</b>	30.283	31.507	240.6	10	<b>1'43.480</b>	25.693	15.368	30.665	31.754	241.3
8	<b>1'51.352</b>	28.852	16.728	33.212	32.560	216.3	11	<b>1'43.232</b>	25.704	15.324	30.448	31.756	242.2
9	<b>1'43.730</b>	25.539	15.635	30.826	31.730	240.2	12	9'40.926 P	28.221	16.126	32.252	8'24.327	235.2
10	<b>1'42.890</b>	25.451	15.502	30.419	31.518	240.3	13	2'08.627	36.271	19.423	35.785	37.148	126.7
11	<b>1'42.863</b>	25.415	15.370	30.451	31.627	240.1	14	<b>1'47.620</b>	29.481	15.288	30.921	31.930	244.5
12	9'03.310 P	28.809	17.231	33.362	7'43.908	203.2	15	<b>1'52.420</b>	29.153	15.571	32.657	35.039	227.4
13	1'49.579	31.179	15.646	30.918	31.836	238.6	16	<b>1'42.728</b>	25.710	15.207	30.338	<b>31.473</b>	241.6
14	<b>1'42.836</b>	25.470	15.363	30.453	31.550	240.0	17	<b>1'42.736</b>	<b>25.544</b>	15.274	30.429	31.489	242.2
15	<b>1'42.583</b>	25.458	15.381	30.268	31.476	239.7							
16	<b>1'42.490</b>	25.389	15.354	30.333	31.414	239.7							
17	<b>2'09.245</b>	33.445	27.293	36.553	31.954	166.1							
18	<b>1'42.433</b>	25.492	15.348	<b>30.184</b>	<b>31.409</b>	241.4							
19	<b>1'42.408</b>	<b>25.341</b>	15.321	30.297	31.449	241.7							
20	<b>1'51.010</b>	30.457	16.303	32.298	31.952	234.8							
21	<b>1'43.180</b>	25.446	15.346	30.358	32.030	240.0							
<b>4th 21 Franco MORBIDEL</b> Estrella Galicia 0,0 M ITA							<b>4th 21 Franco MORBIDEL</b> Estrella Galicia 0,0 M ITA						
Runs=3 Total laps=17 Full laps=12							Runs=3 Total laps=17 Full laps=12						
1	2'56.181	1'37.854	15.560	30.791	31.976	242.2							
2	<b>1'42.910</b>	25.575	<b>15.198</b>	30.399	31.738	243.8							
3	<b>1'42.663</b>	25.473	15.214	30.432	31.544	<b>247.0</b>							
4	<b>1'42.480</b>	<b>25.380</b>	15.270	<b>30.389</b>	<b>31.441</b>	243.0							
5	5'06.482 P	30.209	16.641	31.418	3'48.214	232.4							
6	1'49.762	30.818	15.566	31.080	32.298	239.7							
7	<b>1'43.811</b>	25.754	15.484	30.730	31.843	239.3							
8	14'01.186 P	30.918	15.578	31.385	2'43.305	240.3							
9	1'51.495	32.477	15.546	30.915	32.557	240.2							
10	<b>1'43.984</b>	25.701	15.508	30.823	31.952	239.0							
11	<b>1'43.682</b>	25.666	15.444	30.693	31.879	239.5							
12	<b>1'43.630</b>	25.710	15.381	30.651	31.888	241.0							
13	<b>1'43.343</b>	25.601	15.419	30.520	31.803	241.5							
14	<b>1'43.662</b>	25.607	15.411	30.799	31.845	241.0							
15	<b>1'54.765</b>	31.437	15.566	34.515	33.247	242.1							
16	<b>1'43.651</b>	25.681	15.418	30.653	31.899	244.9							
17	<b>1'43.740</b>	25.757	15.440	30.650	31.893	241.6							
<b>2nd 94 Jonas FOLGER</b> Dynavolt Intact GP GER							<b>5th 12 Thomas LUTHI</b> Garage Plus Interwett SWI						
Runs=3 Total laps=16 Full laps=11							Runs=3 Total laps=18 Full laps=13						
1	3'15.548	1'55.277	15.956	31.807	32.508	238.1	1	3'10.054	1'50.196	16.016	31.785	32.057	243.7
2	<b>1'42.589</b>	25.537	<b>15.171</b>	<b>30.316</b>	31.565	244.3	2	<b>1'42.682</b>	25.501	<b>15.092</b>	<b>30.276</b>	31.813	248.1
3	<b>1'42.765</b>	25.438	15.230	30.467	31.630	<b>244.9</b>	3	<b>1'42.535</b>	<b>25.383</b>	15.092	30.456	<b>31.604</b>	<b>248.9</b>
4	<b>1'51.192</b>	27.997	17.556	33.701	31.938	177.9	4	<b>1'42.851</b>	25.470	15.239	30.379	31.763	246.5
5	<b>1'42.436</b>	25.450	15.212	30.325	<b>31.449</b>	244.1	5	<b>1'43.152</b>	25.551	15.304	30.533	31.764	245.5
6	9'38.088 P	28.748	15.611	31.025	8'22.704	236.4	6	8'27.074 P	30.560	16.729	30.873	7'08.912	243.1
7	1'50.297	31.042	15.684	30.979	32.592	238.3	7	1'50.808	30.870	15.708	31.229	33.001	241.6
8	<b>1'43.399</b>	25.579	15.401	30.632	31.787	241.3							
9	<b>1'42.959</b>	25.482	15.292	30.499	31.686	242.0							
10	<b>1'43.157</b>	25.610	15.360	30.518	31.669	241.7							
11	10'32.857 P	30.147	15.748	32.428	9'14.534	239.8							
12	2'03.831	36.584	16.461	32.645	38.141	222.3							
13	<b>1'54.510</b>	35.703	15.824	31.009	31.974	239.8							
14	<b>1'44.558</b>	25.518	15.336	31.583	32.121	243.4							
15	<b>1'42.630</b>	<b>25.346</b>	15.304	30.389	31.591	238.7							
16	<b>1'43.205</b>	25.644	15.291	30.549	31.721	241.7							
<b>3rd 11 Sandro CORTESE</b> Dynavolt Intact GP GER													
Runs=3 Total laps=17 Full laps=12													
1	3'06.308	1'47.048	15.574	31.362	32.324	242.5							

**Fastest Lap:** Sam LOWES Federal Oil Gresini M GBR **1'42.408** 25.341 15.321 30.297 31.449

These data/results cannot be reproduced, stored and/or transmitted in whole or in part by any manner of electronic, mechanical, photocopying, recording, broadcasting or otherwise now known or herein after developed without the previous express consent by the copyright owner, except for reproduction in daily press and regular printed publications on sale to the public within 60 days of the event related to those data/results and always provided that copyright symbol appears together as follows below.  
© DORNA, 2016



# Qualifying

# Moto2

Lap	Lap Time	T1	T2	T3	T4	Speed	Lap	Lap Time	T1	T2	T3	T4	Speed
8	<b>1'43.700</b>	25.694	15.360	30.678	31.968	243.2	1	2'22.179	1'03.031	15.765	31.326	32.057	240.4
9	<b>1'43.335</b>	25.621	15.350	30.552	31.812	243.8	2	<b>1'42.653</b>	25.367	15.406	30.334	<b>31.546</b>	241.8
10	7'35.658 P	25.548	15.366	32.894	6'21.850	243.7	3	<b>2'31.156</b>	25.541	15.391	30.455	1'19.769	242.2
11	1'52.762	32.992	15.662	32.177	31.931	242.2	4	9'26.143 P	28.004	15.614	30.839	8'11.686	238.9
12	<b>1'53.359</b>	34.260	16.627	30.699	31.773	238.9	5	1'49.899	30.705	15.766	31.341	32.087	237.7
13	<b>1'43.125</b>	25.551	15.308	30.503	31.763	244.7	6	<b>1'45.408</b>	25.880	15.510	30.693	33.325	237.9
14	<b>1'43.394</b>	25.599	15.328	30.653	31.814	243.9	7	<b>1'43.530</b>	25.626	15.491	30.572	31.841	240.2
15	<b>1'45.561</b>	25.690	15.319	30.928	33.624	248.4	8	14'10.785 P	26.177	15.607	30.823	2'58.178	238.2
16	<b>1'43.477</b>	25.652	15.306	30.754	31.765	246.4	9	1'49.000	30.332	15.658	31.028	31.982	238.0
17	<b>1'43.933</b>	25.779	15.463	30.734	31.957	246.2	10	<b>1'42.675</b>	<b>25.312</b>	<b>15.389</b>	<b>30.307</b>	31.667	240.5
18	<b>1'43.827</b>	25.715	15.436	30.794	31.882	243.9	11	<b>1'47.389</b>	29.162	15.493	30.654	32.080	<b>243.1</b>

**6th** **7** **Lorenzo BALDASS** Forward Team ITA  
 Runs=3 Total laps=17 Full laps=11

1	3'50.736	2'30.829	16.164	31.495	32.248	240.8
2	<b>1'42.966</b>	25.602	15.309	30.345	31.710	242.1
3	<b>1'43.058</b>	25.335	<b>15.275</b>	30.397	32.051	243.2
4	<b>1'45.936</b>	27.250	15.497	31.091	32.098	241.8
5	<b>1'42.884</b>	25.457	15.343	30.386	31.698	241.5
6	4'58.538 P	26.692	15.606	31.259	3'44.981	239.8
7	1'50.850	31.700	15.972	31.053	32.125	239.7
8	<b>1'42.985</b>	25.426	15.368	30.455	31.736	240.9
9	<b>1'43.059</b>	25.441	15.397	30.500	31.721	240.0
10	<b>1'42.846</b>	25.396	15.330	30.455	31.665	239.8
11	<b>1'43.210</b>	25.459	15.395	30.546	31.810	240.3
12	5'20.426 P	26.526	16.171	31.270	4'06.459	239.2
13	1'48.561	29.750	15.752	30.867	32.192	<b>243.5</b>
14	<b>1'42.571</b>	<b>25.314</b>	15.336	<b>30.279</b>	<b>31.642</b>	241.6
15	<b>1'42.758</b>	25.359	15.410	30.335	31.654	240.4
16	<b>1'42.850</b>	25.410	15.334	30.450	31.656	239.2
	PIT	28.812	15.733	31.263		240.8

**7th** **40** **Alex RINS** Paginas Amarillas HP SPA  
 Runs=3 Total laps=19 Full laps=14

1	1'54.662	33.742	15.887	31.772	33.261	242.3
2	<b>1'43.197</b>	25.830	15.293	30.415	31.659	<b>244.7</b>
3	<b>1'42.692</b>	25.471	<b>15.268</b>	30.414	31.539	244.1
4	<b>1'42.959</b>	25.500	15.297	30.503	31.659	244.0
5	<b>1'42.916</b>	25.453	15.363	30.471	31.629	241.9
6	<b>1'42.806</b>	<b>25.412</b>	15.363	30.407	31.624	243.1
7	10'52.441 P	27.976	16.134	31.819	9'36.512	241.2
8	1'57.899	35.586	15.939	33.333	33.041	236.8
9	<b>1'43.016</b>	25.509	15.371	30.434	31.702	241.1
10	<b>1'42.628</b>	25.483	15.328	<b>30.305</b>	<b>31.512</b>	242.2
11	<b>1'48.629</b>	25.558	18.383	32.639	32.049	159.6
12	<b>1'43.196</b>	25.573	15.381	30.569	31.673	242.5
13	<b>1'42.918</b>	25.437	15.357	30.523	31.601	243.4
14	<b>1'43.004</b>	25.491	15.394	30.468	31.651	242.5
15	5'19.452 P	27.829	16.060	31.821	4'03.742	237.2
16	1'59.175	38.925	16.313	31.496	32.441	236.2
17	<b>1'46.726</b>	26.222	15.956	32.243	32.305	238.4
18	<b>1'43.228</b>	25.516	15.427	30.547	31.738	241.2
19	<b>1'43.424</b>	25.591	15.366	30.641	31.826	242.5

**8th** **24** **Simone CORSI** Speed Up Racing ITA  
 Runs=3 Total laps=14 Full laps=9

**9th** **73** **Alex MARQUEZ** Estrella Galicia 0,0 M SPA  
 Runs=3 Total laps=17 Full laps=12

1	2'16.884	55.818	15.648	31.573	33.845	243.2
2	<b>1'43.206</b>	25.677	15.328	30.579	31.622	<b>246.3</b>
3	<b>1'42.787</b>	25.516	<b>15.244</b>	30.467	31.560	246.1
4	<b>1'42.664</b>	<b>25.370</b>	15.327	30.499	<b>31.468</b>	245.0
5	<b>1'43.083</b>	25.501	15.355	30.502	31.725	244.8
6	6'59.294 P	26.303	15.658	31.462	5'45.871	243.4
7	1'50.220	30.764	15.731	31.405	32.320	241.2
8	<b>1'43.416</b>	25.620	15.445	30.638	31.713	242.3
9	<b>1'43.144</b>	25.571	15.327	30.513	31.733	245.6
10	<b>1'43.526</b>	25.716	15.498	30.699	31.613	242.0
11	11'23.397 P	25.631	15.485	31.154	0'11.127	243.4
12	1'53.261	31.436	15.874	33.333	32.618	236.8
13	<b>1'44.622</b>	25.699	15.577	30.936	32.410	241.5
14	<b>1'43.146</b>	25.489	15.526	30.512	31.619	241.9
15	<b>1'43.127</b>	25.413	15.395	30.648	31.671	242.5
16	<b>1'45.655</b>	25.864	16.164	31.035	32.592	241.9
17	<b>1'43.192</b>	25.541	15.431	<b>30.454</b>	31.766	242.4

**10th** **39** **Luis SALOM** SAG Team SPA  
 Runs=3 Total laps=21 Full laps=16

1	2'18.121	56.373	15.846	31.460	34.442	243.5
2	<b>1'43.219</b>	25.699	15.238	30.630	31.652	246.8
3	<b>1'43.878</b>	25.712	15.339	30.879	31.948	244.5
4	<b>1'43.411</b>	25.513	15.355	30.630	31.913	244.0
5	<b>1'43.892</b>	25.666	15.490	30.578	32.158	243.6
6	<b>1'43.766</b>	25.600	15.512	30.779	31.875	243.5
7	<b>1'43.623</b>	25.668	15.479	30.589	31.887	241.9
8	5'04.040 P	28.366	16.057	32.364	3'47.253	240.8
9	1'54.735	31.312	15.998	33.290	34.135	237.0
10	<b>1'44.064</b>	25.916	15.541	30.810	31.797	241.0
11	<b>1'43.901</b> *	25.660	15.529	30.687	32.025*	243.0
12	6'38.213 P	30.214	15.974	32.322	5'19.703	236.8
13	1'51.404	32.239	15.858	31.197	32.110	240.5
14	<b>1'42.772</b>	<b>25.508</b>	<b>15.229</b>	<b>30.494</b>	<b>31.541</b>	243.5
15	<b>1'43.455</b>	25.527	15.287	30.680	31.961	244.7
16	<b>1'43.448</b>	25.588	15.502	30.548	31.810	241.6
17	<b>1'47.186</b>	28.145	15.640	30.928	32.473	242.0
18	<b>1'45.090</b>	25.766	15.463	31.138	32.723	240.3
19	<b>1'45.615</b>	26.393	15.483	31.960	31.779	241.1

**Fastest Lap:** Sam LOWES Federal Oil Gresini M GBR **1'42.408** 25.341 15.321 30.297 31.449

These data/results cannot be reproduced, stored and/or transmitted in whole or in part by any manner of electronic, mechanical, photocopying, recording, broadcasting or otherwise now known or herein after developed without the previous express consent by the copyright owner, except for reproduction in daily press and regular printed publications on sale to the public within 60 days of the event related to those data/results and always provided that copyright symbol appears together as follows below.  
 © DORNA, 2016



# Qualifying

# Moto2

Lap	Lap Time	T1	T2	T3	T4	Speed	Lap	Lap Time	T1	T2	T3	T4	Speed
PIT 25.685 15.569 35.866 238.3							14	<b>1'43.563</b>	25.806	15.405	30.591	<b>31.761</b>	243.9
<b>16th 5</b> Johann ZARCO Ajo Motorsport FRA Runs=3 Total laps=19 Full laps=14							15	<b>1'43.382</b>	25.792	<b>15.369</b>	<b>30.446</b>	31.775	245.3
1	3'18.242	1'56.524	16.261	32.835	32.622	237.9	16	<b>1'43.235</b>	<b>25.479</b>	15.406	30.460	31.890	243.9
2	<b>1'43.409</b>	25.793	<b>15.189</b>	30.658	31.769	244.0	<b>19th 19</b> Xavier SIMEON QMMF Racing Team BEL Runs=2 Total laps=8 Full laps=5						
3	<b>1'43.473</b>	25.802	15.307	30.637	31.727	242.6	1	4'46.927	3'27.755	15.881	31.367	31.924	236.9
4	<b>1'43.494</b>	25.762	15.343	30.600	31.789	243.1	2	<b>1'46.879</b>	25.837	17.186	31.629	32.227	227.7
5	<b>1'47.103</b>	25.614	16.311	33.351	31.827	239.2	3	<b>1'43.256</b>	25.598	15.419	30.487	<b>31.752</b>	<b>241.0</b>
6	<b>1'44.605</b>	26.427	15.550	30.812	31.816	240.7	4	<b>1'47.730</b>	29.326	15.587	30.636	32.181	236.6
7	<b>1'43.614</b>	25.560	15.375	30.716	31.963	239.8	5	29'51.208 P					
8	7'27.189 P	26.995	15.435	30.845	6'13.914	241.5	6	1'57.614	37.117	15.870	31.339	33.288	237.6
9	1'50.516	30.413	15.712	31.347	33.044	239.7	7	<b>1'43.546</b>	25.754	<b>15.409</b>	<b>30.445</b>	31.938	239.6
10	<b>1'44.814</b>	26.225	15.823	30.836	31.930	239.7	8	<b>1'43.523</b>	<b>25.541</b>	15.443	30.488	32.051	238.9
11	<b>1'44.517</b>	25.932	15.505	30.981	32.099	241.2	<b>20th 60</b> Julian SIMON QMMF Racing Team SPA Runs=4 Total laps=18 Full laps=11						
12	<b>1'44.394</b>	25.952	15.526	30.803	32.113	241.8	1	2'23.616	1'04.836	15.658	30.834	32.288	241.9
13	<b>1'44.391</b>	25.951	15.552	30.841	32.047	241.4	2	<b>1'43.342</b>	25.613	<b>15.297</b>	<b>30.501</b>	<b>31.931</b>	<b>249.1</b>
14	6'47.548 P	28.072	15.665	31.643	5'32.168	240.8	3	<b>1'43.630</b>	<b>25.576</b>	15.438	30.556	32.060	243.8
15	1'48.850	30.456	15.496	30.977	31.921	243.0	4	<b>2'02.578</b>	33.072	19.039	37.994	32.473	168.6
16	<b>1'43.280</b>	25.663	15.215	30.523	31.879	<b>245.0</b>	5	<b>1'58.477</b>	29.288	17.847	34.253	37.089	162.8
17	<b>1'43.171</b>	25.618	15.334	<b>30.515</b>	<b>31.704</b>	244.2	6	<b>1'45.699</b>	25.848	15.527	30.741	33.583	242.0
18	<b>1'43.259</b>	25.559	15.378	30.586	31.736	242.2	7	<b>1'44.255</b>	25.769	15.546	30.715	32.225	239.8
19	<b>1'43.473</b>	<b>25.551</b>	15.397	30.550	31.975	240.8	8	<b>1'44.317</b>	25.724	15.649	30.753	32.191	238.1
<b>17th 49</b> Axel PONS AGR Team SPA Runs=3 Total laps=14 Full laps=8							9	7'59.196 P	28.331	15.941	32.075	6'42.849	232.5
1	2'49.005	1'20.224	18.789	36.886	33.106	132.2	10	1'57.200	29.889	15.661	30.796	40.854	240.2
2	<b>1'43.803</b>	25.740	15.370	30.653	32.040	242.1	11	<b>1'50.251</b>	26.468	15.588	31.193	37.002	240.7
3	<b>1'43.557</b>	25.597	<b>15.365</b>	30.666	31.929	<b>243.9</b>	12	<b>1'44.718</b>	26.031	15.741	30.727	32.219	243.1
4	6'04.128 P	26.329	15.664	30.991	4'51.144	232.5	13	7'32.522 P	27.754	15.522	30.806	6'18.440	243.1
5	1'51.377	32.526	15.494	31.145	32.212	240.1	14	1'55.878	32.184	16.748	33.135	33.811	226.6
6	<b>1'43.231</b>	25.551	15.416	<b>30.480</b>	31.784	240.1	15	2'35.068 P	25.766	15.630	34.189	1'19.483	235.3
7	<b>1'43.243</b>	25.586	15.408	30.608	<b>31.641</b>	241.2	16	1'51.423	31.022	15.869	31.629	32.903	229.0
8	<b>1'43.623</b>	25.622	15.449	30.615	31.937	241.0	17	<b>1'44.184</b>	25.710	15.662	30.719	32.093	241.8
9	12'07.832 P	28.831	16.193	31.496	10'51.312	235.8	18	<b>1'44.924</b>	25.856	15.883	30.870	32.315	240.0
10	1'52.125	33.770	15.714	30.712	31.929	238.4	<b>21st 14</b> Ratthapark WILAIR IDEMITSU Honda Te THA Runs=3 Total laps=17 Full laps=12						
11	<b>1'43.207</b>	<b>25.510</b>	15.439	30.492	31.766	241.1	1	2'23.088	51.105	17.633	39.892	34.458	196.4
12	<b>1'43.401</b>	25.571	15.492	30.586	31.752	240.2	2	<b>1'44.270</b>	26.002	15.406	30.871	31.991	241.5
13	<b>1'48.981</b>	26.821	17.775	31.897	32.488	177.9	3	<b>1'43.622</b>	25.653	<b>15.308</b>	30.726	31.935	242.0
PIT 1'01.663 20.018 38.374 206.6							4	<b>2'11.429</b>	29.325	16.626	39.436	46.042	215.8
<b>18th 77</b> Dominique AEGER CarXpert Interwetten SWI Runs=4 Total laps=16 Full laps=9							5	<b>1'53.275</b>	26.288	15.736	36.035	35.216	234.6
1	1'56.490	32.212	15.910	32.159	36.209	238.5	6	<b>1'45.188</b>	26.099	15.530	31.304	32.255	238.0
2	<b>1'43.787</b>	25.922	15.389	30.569	31.907	<b>245.8</b>	7	<b>1'44.480</b>	25.904	15.487	30.937	32.152	238.2
3	<b>1'43.671</b>	25.663	15.412	30.554	32.042	245.2	8	5'28.953 P	31.580	16.917	33.237	4'07.219	228.7
4	6'24.049 P	26.369	16.475	31.374	5'09.831	240.8	9	1'52.972	30.244	15.637	32.360	34.731	236.6
5	1'56.539	31.660	16.410	31.379	37.090	228.9	10	<b>1'44.476</b>	25.884	15.517	30.833	32.242	239.2
6	<b>1'49.157</b>	26.962	16.096	31.627	34.472	239.0	11	<b>1'43.975</b>	25.849	15.515	30.721	<b>31.890</b>	238.8
7	<b>1'43.561</b>	25.654	15.440	30.578	31.889	242.3	12	6'49.163 P	26.149	16.863	34.198	5'31.953	231.8
8	<b>1'43.669</b>	25.554	15.554	30.603	31.958	242.4	13	2'09.964	35.861	20.851	36.371	36.881	202.9
9	8'29.027 P	25.680	15.483	31.293	7'16.571	242.2	14	<b>1'50.613</b>	28.664	16.095	30.669	35.185	237.5
10	1'51.711	32.063	15.664	31.759	32.225	241.2	15	<b>1'45.819</b>	25.661	16.465	31.328	32.365	227.8
11	<b>1'43.946</b>	25.721	15.506	30.661	32.058	241.9	16	<b>1'43.543</b>	25.682	15.386	<b>30.533</b>	31.942	239.2
12	7'17.664 P	25.679	15.457	30.797	6'05.731	242.9	17	<b>1'45.510</b>	<b>25.609</b>	15.344	31.133	33.424	<b>242.2</b>
13	1'59.246	32.165	15.880	32.056	39.145	237.3							

**Fastest Lap:** Sam LOWES Federal Oil Gresini M GBR **1'42.408** 25.341 15.321 30.297 31.449

These data/results cannot be reproduced, stored and/or transmitted in whole or in part by any manner of electronic, mechanical, photocopying, recording, broadcasting or otherwise now known or herein after developed without the previous express consent by the copyright owner, except for reproduction in daily press and regular printed publications on sale to the public within 60 days of the event related to those data/results and always provided that copyright symbol appears together as follows below.  
© DORNA, 2016

Official MotoGP Timing by TISSOT  
www.motogp.com

Jerez de la Frontera, Saturday, April 23, 2016

Page 4 of 6



# Qualifying

# Moto2

Lap	Lap Time	T1	T2	T3	T4	Speed	Lap	Lap Time	T1	T2	T3	T4	Speed	
<b>22nd</b>	<b>97</b>	<b>Xavi VIERGE</b> Tech 3 Racing SPA						13	<b>1'43.948</b>	25.804	15.472	<b>30.733</b>	31.939	242.3
		Runs=2	Total laps=19	Full laps=16			14	<b>1'43.897</b>	25.790	15.494	30.745	<b>31.868</b>	240.4	
1	2'40.807	1'07.337	20.570	35.674	37.226	98.6	15	<b>1'43.971</b>	25.787	15.506	30.751	31.927	241.8	
2	<b>1'43.861</b>	25.767	<b>15.367</b>	30.861	31.866	243.1	16	3'13.300 P	32.269	17.044	35.011	1'48.976	205.2	
3	<b>1'43.621</b>	25.606	15.411	30.815	<b>31.789</b>	243.2	17	2'04.082	33.863	17.884	37.940	34.395	183.9	
4	<b>1'43.789</b>	25.683	15.409	30.720	31.977	<b>243.4</b>	18	<b>1'44.204</b>	25.880	15.518	30.820	31.986	243.5	
5	<b>2'00.849</b>	29.523	18.041	34.151	39.134	143.4	19	<b>1'46.936</b>	25.897	16.291	32.650	32.098	233.4	
6	<b>1'48.773</b>	25.661	15.929	32.098	35.085	240.2	20	<b>1'43.938</b>	25.815	15.417	30.757	31.949	244.1	
7	<b>1'44.454</b>	25.771	15.487	30.712	32.484	241.0								
8	<b>1'43.977</b>	25.769	15.499	30.734	31.975	240.2								
9	13'21.102 P	27.543	15.837	32.199	12'05.523	238.3								
10	2'00.891	34.840	19.140	34.338	32.573	132.1								
11	<b>1'43.637</b>	25.609	15.475	30.665	31.888	240.3								
12	<b>1'43.764</b>	25.553	15.570	30.753	31.888	239.1								
13	<b>1'43.639</b>	<b>25.511</b>	15.563	<b>30.643</b>	31.922	239.6								
14	<b>1'43.745</b>	25.584	15.495	30.769	31.897	242.3								
15	<b>2'02.241</b>	30.782	18.945	35.820	36.694	119.7								
16	<b>1'48.442</b>	29.202	15.633	31.390	32.217	239.9								
17	<b>1'52.233</b>	27.861	16.868	34.353	33.151	193.0								
18	<b>1'43.686</b>	25.776	15.399	30.672	31.839	241.2								
19	<b>1'44.884</b>	26.138	15.551	30.902	32.293	243.0								
<b>23rd</b>	<b>57</b>	<b>Edgar PONS</b> Paginas Amarillas HP SPA												
		Runs=3	Total laps=17	Full laps=12										
1	2'49.978	1'16.962	19.132	40.176	33.708	132.2								
2	<b>1'44.038</b>	25.873	<b>15.378</b>	<b>30.631</b>	32.156	<b>245.9</b>								
3	<b>1'44.025</b>	25.723	15.451	30.694	32.157	245.8								
4	<b>1'43.770</b>	<b>25.655</b>	15.434	30.651	<b>32.030</b>	244.1								
5	9'32.416 P	28.620	17.237	35.480	8'11.079	206.5								
6	2'05.418	36.038	19.748	35.614	34.018	108.0								
7	<b>1'44.623</b>	25.949	15.549	30.697	32.428	241.6								
8	<b>1'47.975</b>	28.334	16.124	30.971	32.546	237.6								
9	8'10.423 P	25.771	15.612	30.713	6'58.327	242.0								
10	1'52.999	32.702	15.707	32.316	32.274	243.6								
11	<b>1'53.382</b>	30.039	19.884	31.323	32.136	181.6								
12	<b>1'44.653</b>	26.066	15.595	30.760	32.232	239.1								
13	<b>1'50.453</b>	26.856	15.569	35.514	32.514	242.0								
14	<b>1'44.008</b>	25.735	15.482	30.681	32.110	243.1								
15	<b>1'49.693</b>	25.788	15.727	35.404	32.774	234.5								
16	<b>1'44.643</b>	25.912	15.594	30.746	32.391	241.8								
17	<b>1'44.615</b>	25.823	15.588	30.814	32.390	241.3								
<b>24th</b>	<b>55</b>	<b>Hafizh SYAHRIN</b> Petronas Raceline Ma MAL												
		Runs=4	Total laps=20	Full laps=13										
1	3'07.154	1'42.277	20.522	32.049	32.306	200.3								
2	<b>1'44.549</b>	26.000	15.530	30.897	32.122	242.7								
3	<b>1'44.316</b>	25.851	15.431	30.962	32.072	<b>244.7</b>								
4	<b>1'43.980</b>	<b>25.723</b>	<b>15.384</b>	30.867	32.006	244.0								
5	5'18.713 P	29.168	16.775	32.679	4'00.091	230.5								
6	1'58.217	36.838	17.196	31.943	32.240	234.2								
7	<b>1'44.414</b>	25.920	15.460	30.906	32.128	242.8								
8	<b>1'44.422</b>	25.961	15.536	30.762	32.163	241.3								
9	<b>1'44.487</b>	25.901	15.522	30.924	32.140	241.5								
10	5'44.359 P	30.582	16.194	32.256	4'25.327	233.4								
11	2'03.652	33.656	15.869	36.529	37.598	237.2								
12	<b>1'44.608</b>	26.170	15.452	30.771	32.215	242.9								
<b>25th</b>	<b>32</b>	<b>Isaac VIÑALES</b> Tech 3 Racing SPA												
		Runs=4	Total laps=17	Full laps=10										
1	2'41.444	1'08.581	20.702	34.703	37.458	113.2								
2	<b>1'44.293</b>	25.924	15.568	30.813	<b>31.988</b>	240.5								
3	4'58.068 P	27.471	16.153	31.796	3'42.648	236.3								
4	2'02.305	33.157	21.133	35.450	32.565	122.3								
5	<b>1'45.285</b>	26.063	15.747	31.161	32.314	234.6								
6	<b>1'45.246</b>	26.013	15.723	31.167	32.343	235.1								
7	<b>1'50.542</b>	31.837	15.611	30.949	32.145	238.6								
8	<b>1'44.117</b>	25.777	15.519	30.762	32.059	239.8								
9	6'53.105 P	25.997	15.728	31.198	5'40.182	236.6								
10	1'52.894	32.513	15.991	31.720	32.670	234.1								
11	<b>1'45.834</b>	26.253	15.869	31.260	32.452	236.2								
12	<b>1'45.519</b>	26.011	15.782	31.289	32.437	235.6								
13	7'08.708 P	26.305	16.045	31.480	5'54.878	232.8								
14	2'23.405	41.070	23.195	37.523	41.617	112.4								
15	<b>1'44.442</b>	26.045	15.493	30.834	32.070	<b>242.9</b>								
16	<b>1'43.960</b>	<b>25.776</b>	<b>15.486</b>	<b>30.695</b>	32.003	238.2								
17	<b>1'48.966</b>	30.019	15.683	30.982	32.282	237.6								
<b>26th</b>	<b>2</b>	<b>Jesko RAFFIN</b> Sports-Millions-EMW SWI												
		Runs=2	Total laps=22	Full laps=19										
1	1'55.347	34.559	15.850	31.609	33.329	240.6								
2	<b>1'44.062</b>	25.886	<b>15.415</b>	<b>30.715</b>	<b>32.046</b>	<b>244.3</b>								
3	<b>1'44.340</b>	25.852	15.415	30.868	32.205	243.4								
4	<b>1'47.742</b>	26.841	15.871	31.461	33.569	240.8								
5	<b>1'44.671</b>	25.950	15.576	30.897	32.248	242.3								
6	<b>1'44.834</b>	25.974	15.521	31.009	32.330	241.0								
7	<b>1'44.979</b>	26.015	15.647	31.015	32.302	240.1								
8	<b>1'46.187</b>	25.961	15.569	31.924	32.733	240.9								
9	<b>1'44.501</b>	25.933	15.505	30.809	32.254	242.0								
10	<b>1'45.013</b>	25.947	15.612	31.038	32.416	241.1								
11	8'53.571 P	26.433	15.983	32.665	7'38.490	236.6								
12	1'58.874	33.387	15.983	33.629	35.875	230.2								
13	<b>1'44.349</b>	<b>25.753</b>	15.419	30.941	32.236	242.6								
14	<b>1'44.900</b>	25.969	15.543	31.085	32.303	242.9								
15	<b>1'44.813</b>	25.827	15.586	31.022	32.378	241.1								
16	<b>1'44.763</b>	25.902	15.590	30.903	32.368	241.6								
17	<b>1'47.968</b>	25.919	16.721	31.431	33.897	237.1								
18	<b>1'45.213</b>	25.944	15.667	31.101	32.501	241.4								
19	<b>1'45.107</b>	25.966	15.530	31.102	32.509	242.0								
20	<b>1'44.297</b>	25.823	15.517	30.775	32.182	242.8				</				

# Qualifying

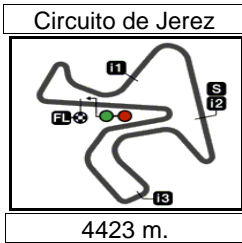
# Moto2

Lap	Lap Time	T1	T2	T3	T4	Speed	Lap	Lap Time	T1	T2	T3	T4	Speed	
<b>27th</b>	<b>54</b>	<b>Mattia PASINI</b> Italtrans Racing Team ITA					16	<b>1'44.888</b>	25.791	<b>15.471</b>	31.461	<b>32.165</b>		244.1
		Runs=3 Total laps=16 Full laps=11					17	<b>1'44.899</b>	25.898	15.495	31.035	32.471		243.2
1	2'50.625	1'14.110	16.069	32.334	48.112	239.6	18	<b>1'44.737</b>	26.012	15.518	<b>30.948</b>	32.259		244.2
2	<b>1'44.869</b>	26.111	<b>15.467</b>	31.036	32.255	<b>243.4</b>	19	<b>1'49.199</b>	26.289	15.695	31.393	35.822		240.6
3	<b>1'45.274</b>	25.995	15.586	31.259	32.434	240.9	20	<b>1'45.091</b>	26.174	15.531	31.058	32.328	<b>244.5</b>	
4	<b>1'44.925</b>	26.028	15.636	31.165	32.096	238.8	<b>30th 42 Federico FULIGNI</b> Team Ciatti ITA							
5	<b>1'44.973</b>	25.913	15.636	31.143	32.281	238.8	Runs=3 Total laps=18 Full laps=13							
6	<b>1'45.203</b>	26.022	15.607	31.275	32.299	237.9	1	3'21.327	2'00.787	15.908	31.829	32.803	239.7	
7	12'56.864 P	33.201	16.280	33.354	1'34.029	236.2	2	<b>1'45.295</b>	26.191	<b>15.601</b>	31.046	32.457	242.1	
8	1'59.093	32.683	16.125	32.226	38.059	235.2	3	<b>1'44.773</b>	26.005	15.601	<b>30.997</b>	<b>32.170</b>	242.5	
9	<b>1'44.747</b>	26.023	15.603	30.983	32.138	240.1	4	<b>1'44.666</b>	<b>25.792</b>	15.601	31.027	32.246	240.5	
10	<b>1'44.530</b>	25.881	15.512	30.960	32.177	240.7	5	<b>1'44.986</b>	25.931	15.657	31.005	32.393	240.8	
11	5'57.993 P	27.384	15.707	31.437	4'43.465	240.0	6	7'49.406 P	28.346	16.080	31.924	6'33.056	237.6	
12	2'07.980	32.506	15.828	32.060	47.586	235.2	7	1'53.578	32.348	16.151	32.311	32.768	235.9	
13	<b>2'15.551</b>	28.961	18.602	44.055	43.933	89.8	8	<b>1'46.173</b>	26.252	15.775	31.609	32.537	237.9	
14	<b>1'44.295</b>	26.018	15.499	<b>30.803</b>	<b>31.975</b>	240.7	9	<b>1'45.842</b>	26.073	15.734	31.400	32.635	237.9	
15	<b>1'52.719</b>	25.893	18.345	36.262	32.219	121.1	10	<b>1'45.929</b>	26.141	15.782	31.365	32.641	239.3	
16	<b>1'44.355</b>	<b>25.820</b>	15.531	30.895	32.109	238.1	11	7'29.640 P	27.087	15.867	32.432	6'14.254	238.4	
<b>28th 33 Alessandro TONUC</b> Tasca Racing Scuderi ITA							12	2'00.268	33.618	16.038	32.151	38.461	235.0	
Runs=3 Total laps=17 Full laps=12							13	<b>1'45.912</b>	26.393	15.703	31.300	32.516	236.8	
1	2'39.208	1'05.971	15.931	38.810	38.496	236.1	14	<b>1'55.637</b>	25.939	16.302	35.887	37.509	181.0	
2	<b>1'45.402</b>	26.293	15.567	31.410	<b>32.132</b>	241.5	15	<b>1'47.130</b>	26.249	15.662	31.429	33.790	240.9	
3	<b>1'44.473</b>	<b>25.948</b>	<b>15.447</b>	<b>30.832</b>	32.246	<b>243.8</b>	16	<b>1'45.264</b>	26.041	15.608	31.335	32.280	240.4	
4	<b>1'44.981</b>	26.033	15.596	31.138	32.214	242.8	17	<b>1'45.250</b>	26.156	15.619	31.116	32.359	<b>242.8</b>	
5	<b>1'45.411</b>	26.105	15.686	31.316	32.304	237.7	18	<b>1'45.842</b>	25.988	15.701	31.355	32.798	238.7	
6	7'44.366 P	27.230	15.878	32.968	6'28.290	236.1	<b>29th 70 Robin MULHAUSER</b> CarXpert Interwetten SWI							
7	1'58.563	32.812	17.874	32.860	35.017	218.2	Runs=3 Total laps=20 Full laps=15							
8	<b>1'46.989</b>	26.517	15.979	31.678	32.815	235.6	1	1'53.455	33.097	15.945	31.633	32.780	240.0	
9	<b>1'46.629</b>	26.520	15.954	31.519	32.636	236.6	2	<b>1'45.247</b>	26.217	15.514	31.305	32.211	243.5	
10	9'29.745 P	27.556	16.668	34.884	8'10.637	227.3	3	<b>1'49.581</b>	30.227	15.598	31.293	32.463	243.7	
11	1'56.096	34.197	16.808	32.668	32.423	221.7	4	<b>1'44.821</b>	25.836	15.560	31.054	32.371	243.8	
12	<b>1'46.033</b>	26.174	15.935	31.431	32.493	235.5	5	4'46.604 P	26.644	15.706	31.431	3'32.823	241.6	
13	<b>1'46.035</b>	26.079	15.744	31.677	32.535	238.0	6	1'50.692	31.237	15.673	31.405	32.377	240.5	
14	<b>2'00.087</b>	34.250	18.075	35.289	32.473	219.9	7	<b>1'44.878</b>	25.944	15.667	31.021	32.246	242.9	
15	<b>1'45.495</b>	26.201	15.678	31.298	32.318	240.8	8	<b>1'44.497</b>	<b>25.754</b>	15.514	30.974	32.255	243.4	
16	<b>1'57.842</b>	26.329	15.836	38.945	36.732	237.2	9	<b>1'47.883</b>	28.850	15.620	31.117	32.296	242.7	
17	<b>1'45.268</b>	26.139	15.656	31.265	32.208	239.8	10	<b>1'44.786</b>	25.831	15.653	30.991	32.311	243.4	
							11	<b>1'53.109</b>	25.930	15.621	35.998	35.560	240.6	
							12	8'28.032 P	27.557	16.071	31.877	7'12.527	235.8	
							13	2'02.443	34.015	19.424	32.917	36.087	148.0	
							14	<b>1'52.361</b>	27.091	15.950	36.716	32.604	238.0	
							15	<b>1'47.578</b>	28.028	15.535	31.273	32.742	242.4	

**Fastest Lap:** Sam LOWES Federal Oil Gresini M GBR **1'42.408** 25.341 15.321 30.297 31.449

These data/results cannot be reproduced, stored and/or transmitted in whole or in part by any manner of electronic, mechanical, photocopying, recording, broadcasting or otherwise now known or herein after developed without the previous express consent by the copyright owner, except for reproduction in daily press and regular printed publications on sale to the public within 60 days of the event related to those data/results and always provided that copyright symbol appears together as follows below.  
© DORNA, 2016





## GRAN PREMIO RED BULL DE ESPAÑA Provisional Starting Grid

**23**

4423 m.

Race : 26 laps = 114.998 km



1	<b>1</b> 1'42.408 <b>22 Sam LOWES</b> Kalex	<b>2</b> 1'42.436 <b>94 Jonas FOLGER</b> Kalex	<b>3</b> 1'42.439 <b>11 Sandro CORTESE</b> Kalex
2	<b>4</b> 1'42.480 <b>21 Franco MORBIDELLI</b> Kalex	<b>5</b> 1'42.535 <b>12 Thomas LUTHI</b> Kalex	<b>6</b> 1'42.571 <b>7 Lorenzo BALDASSARRI</b> Kalex
3	<b>7</b> 1'42.628 <b>40 Alex RINS</b> Kalex	<b>8</b> 1'42.653 <b>24 Simone CORSI</b> Speed Up	<b>9</b> 1'42.664 <b>73 Alex MARQUEZ</b> Kalex
4	<b>10</b> 1'42.772 <b>39 Luis SALOM</b> Kalex	<b>11</b> 1'42.884 <b>10 Luca MARINI</b> Kalex	<b>12</b> 1'42.906 <b>30 Takaaki NAKAGAMI</b> Kalex
5	<b>13</b> 1'43.070 <b>23 Marcel SCHROTTER</b> Kalex	<b>14</b> 1'43.083 <b>44 Miguel OLIVEIRA</b> Kalex	<b>15</b> 1'43.171 <b>5 Johann ZARCO</b> Kalex
6	<b>16</b> 1'43.169 <b>52 Danny KENT</b> Kalex	<b>17</b> 1'43.207 <b>49 Axel PONS</b> Kalex	<b>18</b> 1'43.235 <b>77 Dominique AEGERTER</b> Kalex
7	<b>19</b> 1'43.256 <b>19 Xavier SIMEON</b> Speed Up	<b>20</b> 1'43.342 <b>60 Julian SIMON</b> Speed Up	<b>21</b> 1'43.543 <b>14 Rattthapark WILAIROT</b> Kalex
8	<b>22</b> 1'43.621 <b>97 Xavi VIERGE</b> Tech 3	<b>23</b> 1'43.770 <b>57 Edgar PONS</b> Kalex	<b>24</b> 1'43.897 <b>55 Hafizh SYAHRIN</b> Kalex

FIM MotoGP Stewards grid penalty for rider #52

The results are provisional until the end of the limit for protest and appeals and until the ratification of the Event Management Committee.

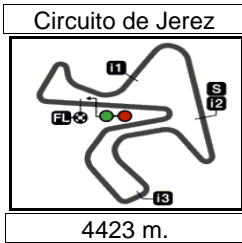
Time limit for protest expires 60' at the latest after publication of the results - Mr. .... Time: .....

These data/results cannot be reproduced, stored and/or transmitted in whole or in part by any manner of electronic, mechanical, photocopying, recording, broadcasting or otherwise now known or herein after developed without the previous express consent by the copyright owner, except for reproduction in daily press and regular printed publications on sale to the public within 60 days of the event related to those data/results and always provided that copyright symbol appears together as follows below.

© DORNA, 2016

Official MotoGP Timing by TISSOT  
www.motogp.com





Results and timing service provided by TISSOT

# Moto2

## 23

### GRAN PREMIO RED BULL DE ESPAÑA Provisional Starting Grid

Race : 26 laps = 114.998 km

9

**25**  
1'43.960  
**32 Isaac VIÑALES**  
Tech 3

**26**  
1'44.062  
**2 Jesko RAFFIN**  
Kalex

**27**  
1'44.295  
**54 Mattia PASINI**  
Kalex

10

**28**  
1'44.473  
**33 Alessandro TONUCCI**  
Kalex

**29**  
1'44.497  
**70 Robin MULHAUSER**  
Kalex

**30**  
1'44.666  
**42 Federico FULIGNI**  
Kalex

FIM MotoGP Stewards grid penalty for rider #52

The results are provisional until the end of the limit for protest and appeals and until the ratification of the Event Management Committee.

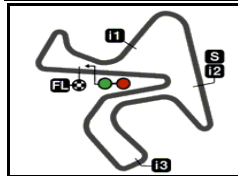
Time limit for protest expires 60' at the latest after publication of the results - Mr. .... Time: .....

These data/results cannot be reproduced, stored and/or transmitted in whole or in part by any manner of electronic, mechanical, photocopying, recording, broadcasting or otherwise now known or herein after developed without the previous express consent by the copyright owner, except for reproduction in daily press and regular printed publications on sale to the public within 60 days of the event related to those data/results and always provided that copyright symbol appears together as follows below.

© DORNA, 2016

Official MotoGP Timing by TISSOT  
www.motogp.com





4423 m.

## GRAN PREMIO RED BULL DE ESPAÑA

After the Qualifying

## Event Best Maximum Speed



Rider	Nation Team	Motorcycle	Km/h	
57 Edgar PONS	SPA Paginas Amarillas HP 40	KALEX	250.4	Free Practice Nr. 1
73 Alex MARQUEZ	SPA Estrella Galicia 0,0 Marc VDS	KALEX	250.0	Free Practice Nr. 3
39 Luis SALOM	SPA SAG Team	KALEX	249.6	Free Practice Nr. 3
21 Franco MORBIDELLI	ITA Estrella Galicia 0,0 Marc VDS	KALEX	249.5	Free Practice Nr. 1
60 Julian SIMON	SPA QMMF Racing Team	SPEED UP	249.1	Qualifying
12 Thomas LUTHI	SWI Garage Plus Interwetten	KALEX	248.9	Qualifying
55 Hafizh SYAHRIN	MAL Petronas Raceline Malaysia	KALEX	248.7	Free Practice Nr. 3
44 Miguel OLIVEIRA	POR Leopard Racing	KALEX	248.7	Free Practice Nr. 3
52 Danny KENT	GBR Leopard Racing	KALEX	248.0	Free Practice Nr. 1
11 Sandro CORTESE	GER Dynavolt Intact GP	KALEX	247.7	Free Practice Nr. 3
70 Robin MULHAUSER	SWI CarXpert Interwetten	KALEX	247.3	Free Practice Nr. 2
5 Johann ZARCO	FRA Ajo Motorsport	KALEX	247.0	Free Practice Nr. 1
10 Luca MARINI	ITA Forward Team	KALEX	246.9	Free Practice Nr. 3
54 Mattia PASINI	ITA Italtrans Racing Team	KALEX	246.9	Free Practice Nr. 1
94 Jonas FOLGER	GER Dynavolt Intact GP	KALEX	246.8	Free Practice Nr. 3
23 Marcel SCHROTTER	GER AGR Team	KALEX	246.7	Free Practice Nr. 3
77 Dominique AEGERTER	SWI CarXpert Interwetten	KALEX	246.6	Free Practice Nr. 3
24 Simone CORSI	ITA Speed Up Racing	SPEED UP	246.5	Free Practice Nr. 3
33 Alessandro TONUCCI	ITA Tasca Racing Scuderia Moto2	KALEX	246.5	Free Practice Nr. 1
40 Alex RINS	SPA Paginas Amarillas HP 40	KALEX	246.4	Free Practice Nr. 1
19 Xavier SIMEON	BEL QMMF Racing Team	SPEED UP	246.3	Free Practice Nr. 1
2 Jesko RAFFIN	SWI Sports-Millions-EMWE-SAG	KALEX	246.2	Free Practice Nr. 1
14 Rattapark WILAIROT	THA IDEMITSU Honda Team Asia	KALEX	246.1	Free Practice Nr. 3
97 Xavi VIERGE	SPA Tech 3 Racing	TECH 3	246.0	Free Practice Nr. 1
30 Takaaki NAKAGAMI	JPN IDEMITSU Honda Team Asia	KALEX	245.4	Free Practice Nr. 1
22 Sam LOWES	GBR Federal Oil Gresini Moto2	KALEX	245.1	Free Practice Nr. 3
49 Axel PONS	SPA AGR Team	KALEX	244.8	Free Practice Nr. 3
42 Federico FULIGNI	ITA Team Ciatti	KALEX	243.9	Free Practice Nr. 1
7 Lorenzo BALDASSARRI	ITA Forward Team	KALEX	243.5	Qualifying
32 Isaac VIÑALES	SPA Tech 3 Racing	TECH 3	242.9	Qualifying

These data/results cannot be reproduced, stored and/or transmitted in whole or in part by any manner of electronic, mechanical, photocopying, recording, broadcasting or otherwise now known or herein after developed without the previous express consent by the copyright owner, except for reproduction in daily press and regular printed publications on sale to the public within 60 days of the event related to those data/results and always provided that copyright symbol appears together as follows below.

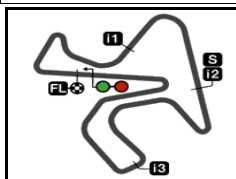
© DORNA, 2016

Official MotoGP Timing by TISSOT  
www.motogp.com

Jerez de la Frontera, Saturday, April 23, 2016



Circuito de Jerez



4423 m.

Results and timing service provided by TISSOT

Moto2

## GRAN PREMIO RED BULL DE ESPAÑA

Qualifying

Best Partial Times

IT Ideal Lap Time, sum of the best partial times

BT Best Lap Time

T1		T2		T3		T4				IT		BT	
Pos	Rider	Time	Rider	Time	Rider	Time	Rider	Time	Pos	Rider	IT	BT	
1	S.CORSI	25.312	S.CORTESE	15.053	S.LOWES	30.184	S.LOWES	31.409	1	S.LOWES	1'42.234	1'42.408	(1)
2	L.BALDASSARRI	25.314	T.LUTHI	15.092	S.CORTESE	30.239	F.MORBIDELLI	31.441	2	J.FOLGER	1'42.282	1'42.436	(2)
3	S.LOWES	25.341	J.FOLGER	15.171	T.LUTHI	30.276	J.FOLGER	31.449	3	S.CORTESE	1'42.309	1'42.439	(3)
4	J.FOLGER	25.346	J.ZARCO	15.189	L.BALDASSARRI	30.279	A.MARQUEZ	31.468	4	T.LUTHI	1'42.355	1'42.535	(5)
5	A.MARQUEZ	25.370	F.MORBIDELLI	15.198	A.RINS	30.305	S.CORTESE	31.473	5	F.MORBIDELLI	1'42.408	1'42.480	(4)
6	F.MORBIDELLI	25.380	L.SALOM	15.229	S.CORSI	30.307	L.MARINI	31.507	6	A.RINS	1'42.497	1'42.628	(7)
7	T.LUTHI	25.383	A.MARQUEZ	15.244	J.FOLGER	30.316	A.RINS	31.512	7	L.BALDASSAR	1'42.510	1'42.571	(6)
8	A.RINS	25.412	M.OLIVEIRA	15.266	M.SCHROTTER	30.332	L.SALOM	31.541	8	A.MARQUEZ	1'42.536	1'42.664	(9)
9	M.SCHROTTER	25.450	A.RINS	15.268	F.MORBIDELLI	30.389	S.CORSI	31.546	9	S.CORSI	1'42.554	1'42.653	(8)
10	T.NAKAGAMI	25.451	L.BALDASSARRI	15.275	T.NAKAGAMI	30.389	T.LUTHI	31.604	10	M.SCHROTTE	1'42.751	1'43.070	(13)
11	L.MARINI	25.457	D.KENT	15.293	X.SIMEON	30.445	A.PONS	31.641	11	L.SALOM	1'42.772	1'42.772	(10)
12	D.AEGERTER	25.479	J.SIMON	15.297	D.AEGERTER	30.446	L.BALDASSARRI	31.642	12	L.MARINI	1'42.784	1'42.884	(11)
13	L.SALOM	25.508	S.LOWES	15.300	A.MARQUEZ	30.454	T.NAKAGAMI	31.652	13	T.NAKAGAMI	1'42.874	1'42.906	(12)
14	A.PONS	25.510	R.WILAIROT	15.308	A.PONS	30.480	M.SCHROTTER	31.660	14	J.ZARCO	1'42.959	1'43.171	(16)
15	X.VIERGE	25.511	M.SCHROTTER	15.309	D.KENT	30.483	D.KENT	31.661	15	D.KENT	1'42.967	1'43.169	(15)
16	D.KENT	25.530	L.MARINI	15.333	M.OLIVEIRA	30.484	M.OLIVEIRA	31.684	16	A.PONS	1'42.996	1'43.207	(17)
17	X.SIMEON	25.541	A.PONS	15.365	L.MARINI	30.487	J.ZARCO	31.704	17	M.OLIVEIRA	1'42.999	1'43.083	(14)
18	S.CORTESE	25.544	X.VIERGE	15.367	L.SALOM	30.494	X.SIMEON	31.752	18	D.AEGERTER	1'43.055	1'43.235	(18)
19	J.ZARCO	25.551	D.AEGERTER	15.369	J.SIMON	30.501	D.AEGERTER	31.761	19	X.SIMEON	1'43.147	1'43.256	(19)
20	M.OLIVEIRA	25.565	E.PONS	15.378	J.ZARCO	30.515	X.VIERGE	31.789	20	J.SIMON	1'43.305	1'43.342	(20)
21	J.SIMON	25.576	T.NAKAGAMI	15.382	R.WILAIROT	30.533	H.SYHRIN	31.868	21	X.VIERGE	1'43.310	1'43.621	(22)
22	R.WILAIROT	25.609	H.SYHRIN	15.384	E.PONS	30.631	R.WILAIROT	31.890	22	R.WILAIROT	1'43.340	1'43.543	(21)
23	E.PONS	25.655	S.CORSI	15.389	X.VIERGE	30.643	J.SIMON	31.931	23	E.PONS	1'43.694	1'43.770	(23)
24	H.SYHRIN	25.723	X.SIMEON	15.409	I.VIÑALES	30.695	M.PASINI	31.975	24	H.SYHRIN	1'43.708	1'43.897	(24)

These data/results cannot be reproduced, stored and/or transmitted in whole or in part by any manner of electronic, mechanical, photocopying, recording, broadcasting or otherwise now known or herein after developed without the previous express consent by the copyright owner, except for reproduction in daily press and regular printed publications on sale to the public within 60 days of the event related to those data/results and always provided that copyright symbol appears together as follows below.

© DORNA, 2016


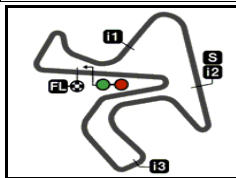
Official MotoGP Timing by TISSOT

www.motogp.com

moto2™



Circuito de Jerez

Results and timing service provided by  **TISSOT**

4423 m.

**GRAN PREMIO RED BULL DE ESPAÑA****Qualifying****Best Partial Times****Moto2***IT* Ideal Lap Time, sum of the best partial times*BT* Best Lap Time


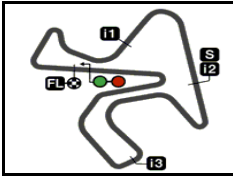
<i>Pos</i>	<i>T1</i>		<i>T2</i>		<i>T3</i>		<i>T4</i>		<i>Pos</i>	<i>Rider</i>	<i>IT</i>	<i>BT</i>
	<i>Rider</i>	<i>Time</i>	<i>Rider</i>	<i>Time</i>	<i>Rider</i>	<i>Time</i>	<i>Rider</i>	<i>Time</i>				
25	J.RAFFIN	25.753	J.RAFFIN	15.415	J.RAFFIN	30.715	I.VIÑALES	31.988	25	<b>J.RAFFIN</b>	1'43.929	1'44.062 (26)
26	<b>R.MULHAUSER</b>	<b>25.754</b>	<b>A.TONUCCI</b>	<b>15.447</b>	<b>H.SYHRIN</b>	<b>30.733</b>	<b>E.PONS</b>	<b>32.030</b>	26	<b>I.VIÑALES</b>	1'43.945	1'43.960 (25)
27	I.VIÑALES	25.776	M.PASINI	15.467	M.PASINI	30.803	J.RAFFIN	32.046	27	<b>M.PASINI</b>	1'44.065	1'44.295 (27)
28	<b>F.FULIGNI</b>	<b>25.792</b>	<b>R.MULHAUSER</b>	<b>15.471</b>	<b>A.TONUCCI</b>	<b>30.832</b>	<b>A.TONUCCI</b>	<b>32.132</b>	28	<b>R.MULHAUSE</b>	1'44.338	1'44.497 (29)
29	M.PASINI	25.820	I.VIÑALES	15.486	R.MULHAUSER	30.948	R.MULHAUSER	32.165	29	<b>A.TONUCCI</b>	1'44.359	1'44.473 (28)
30	<b>A.TONUCCI</b>	<b>25.948</b>	<b>F.FULIGNI</b>	<b>15.601</b>	<b>F.FULIGNI</b>	<b>30.997</b>	<b>F.FULIGNI</b>	<b>32.170</b>	30	<b>F.FULIGNI</b>	1'44.560	1'44.666 (30)

These data/results cannot be reproduced, stored and/or transmitted in whole or in part by any manner of electronic, mechanical, photocopying, recording, broadcasting or otherwise now known or herein after developed without the previous express consent by the copyright owner, except for reproduction in daily press and regular printed publications on sale to the public within 60 days of the event related to those data/results and always provided that copyright symbol appears together as follows below.

© DORNA, 2016


Official MotoGP Timing by **TISSOT**[www.motogp.com](http://www.motogp.com)*moto2*

Circuito de Jerez

Results and timing service provided by **Moto2**

4423 m.

**GRAN PREMIO RED BULL DE ESPAÑA****Qualifying****Fastest Laps Sequence**

<i>Practice Time</i>	 <i>Rider</i>	<i>Nation</i>	<i>Motorcycle</i>	<i>Time</i>	<i>Km/h</i>	<i>Rider's Lap</i>
<b>3'37.859</b>	40 <b>Alex RINS</b>	SPA	KALEX	<b>1'43.197</b>	154.2	2
<b>4'04.832</b>	24 <b>Simone CORSI</b>	ITA	SPEED UP	<b>1'42.653</b>	155.1	2
<b>4'58.137</b>	94 <b>Jonas FOLGER</b>	GER	KALEX	<b>1'42.589</b>	155.2	2
<b>6'30.633</b>	22 <b>Sam LOWES</b>	GBR	KALEX	<b>1'42.529</b>	155.3	3
<b>6'31.476</b>	11 <b>Sandro CORTESE</b>	GER	KALEX	<b>1'42.439</b>	155.4	3
<b>10'14.530</b>	94 <b>Jonas FOLGER</b>	GER	KALEX	<b>1'42.436</b>	155.4	5
<b>40'25.648</b>	22 <b>Sam LOWES</b>	GBR	KALEX	<b>1'42.433</b>	155.4	18
<b>42'08.056</b>	22 <b>Sam LOWES</b>	GBR	KALEX	<b>1'42.408</b>	155.4	19

These data/results cannot be reproduced, stored and/or transmitted in whole or in part by any manner of electronic, mechanical, photocopying, recording, broadcasting or otherwise now known or herein after developed without the previous express consent by the copyright owner, except for reproduction in daily press and regular printed publications on sale to the public within 60 days of the event related to those data/results and always provided that copyright symbol appears together as follows below.

© DORNA, 2016

Official MotoGP Timing by TISSOT  
www.motogp.com

Jerez de la Frontera, Saturday, April 23, 2016

*moto2*