

4423 m.

GRAN PREMIO RED BULL DE ESPAÑA**Qualifying
Classification****20A**

	<i>Rider</i>	<i>Nation</i>	<i>Team</i>	<i>Motorcycle</i>	<i>Time</i>	<i>Lap Total</i>	<i>Gap</i>	<i>Top Speed</i>
1	8 Nicolo BULEGA	ITA	SKY Racing Team VR46	KTM	1'46.223	7 13		215.3
2	9 Jorge NAVARRO	SPA	Estrella Galicia 0,0	HONDA	1'46.678	8 16	0.455 0.455	213.3
3	21 Francesco BAGNAIA	ITA	ASPAR Mahindra Team Moto3	MAHINDRA	1'46.680	14 15	0.457 0.002	216.6
4	23 Niccolò ANTONELLI	ITA	Ongetta-Rivacold	HONDA	1'46.705	8 12	0.482 0.025	212.3
5	33 Enea BASTIANINI	ITA	Gresini Racing Moto3	HONDA	1'46.827	7 10	0.604 0.122	210.6
6	36 Joan MIR	SPA	Leopard Racing	KTM	1'46.962	14 15	0.739 0.135	215.8
7	58 Juanfran GUEVARA	SPA	RBA Racing Team	KTM	1'46.967	7 13	0.744 0.005	213.1
8	5 Romano FENATI	ITA	SKY Racing Team VR46	KTM	1'47.072	12 13	0.849 0.105	215.3
9	84 Jakub KORNFEIL	CZE	Drive M7 SIC Racing Team	HONDA	1'47.131	13 14	0.908 0.059	214.8
10	44 Aron CANET	SPA	Estrella Galicia 0,0	HONDA	1'47.154	15 16	0.931 0.023	211.6
11	20 Fabio QUARTARARO	FRA	Leopard Racing	KTM	1'47.271	16 16	1.048 0.117	210.9
12	65 Philipp OETTL	GER	Schedl GP Racing	KTM	1'47.276	8 14	1.053 0.005	207.2
13	88 Jorge MARTIN	SPA	ASPAR Mahindra Team Moto3	MAHINDRA	1'47.281	13 14	1.058 0.005	214.0
14	95 Jules DANILO	FRA	Ongetta-Rivacold	HONDA	1'47.325	14 15	1.102 0.044	214.7
15	12 Albert ARENAS	SPA	MRW Mahindra Aspar Team	MAHINDRA	1'47.361	10 12	1.138 0.036	212.0
16	16 Andrea MIGNO	ITA	SKY Racing Team VR46	KTM	1'47.397	12 13	1.174 0.036	213.9
17	64 Bo BENDSNEYDER	NED	Red Bull KTM Ajo	KTM	1'47.528	15 15	1.305 0.131	213.5
18	76 Hiroki ONO	JPN	Honda Team Asia	HONDA	1'47.580	12 14	1.357 0.052	215.2
19	11 Livio LOI	BEL	RW Racing GP BV	HONDA	1'47.618	15 15	1.395 0.038	210.4
20	24 Tatsuki SUZUKI	JPN	CIP-Unicom Starker	MAHINDRA	1'47.654	9 14	1.431 0.036	212.5
21	4 Fabio DI GIANNANTONIO	ITA	Gresini Racing Moto3	HONDA	1'47.734	14 14	1.511 0.080	214.2
22	19 Gabriel RODRIGO	ARG	RBA Racing Team	KTM	1'47.736	12 13	1.513 0.002	213.6
23	89 Khairul Idham PAWI	MAL	Honda Team Asia	HONDA	1'47.740	14 15	1.517 0.004	211.3
24	17 John MCPHEE	GBR	Peugeot MC Saxoprint	PEUGEOT	1'47.746	13 14	1.523 0.006	213.6
25	98 Karel HANIKA	CZE	Platinum Bay Real Estate	MAHINDRA	1'47.830	3 12	1.607 0.084	209.7
26	55 Andrea LOCATELLI	ITA	Leopard Racing	KTM	1'47.978	8 14	1.755 0.148	212.5
27	7 Adam NORRODIN	MAL	Drive M7 SIC Racing Team	HONDA	1'48.025	14 15	1.802 0.047	211.1
28	37 Davide PIZZOLI	ITA	Proccersa - 42 Motorsport	KTM	1'48.090	14 14	1.867 0.065	211.3
29	10 Alexis MASBOU	FRA	Peugeot MC Saxoprint	PEUGEOT	1'48.431	10 12	2.208 0.341	208.4
30	40 Darryn BINDER	RSA	Platinum Bay Real Estate	MAHINDRA	1'48.499	14 14	2.276 0.068	210.8
31	77 Lorenzo PETRARCA	ITA	3570 Team Italia	MAHINDRA	1'48.595	14 14	2.372 0.096	209.7
32	6 Maria HERRERA	SPA	MH6 Laglisse	KTM	1'49.245	15 15	3.022 0.650	210.9
33	3 Fabio SPIRANELLI	ITA	CIP-Unicom Starker	MAHINDRA	1'49.580	10 15	3.357 0.335	206.5
34	99 Enzo BOULOM	FRA	Proccersa - 42 Motorsport	KTM	1'49.821	16 18	3.598 0.241	206.5

Not classified* 43 **Stefano VALTULINI** ITA 3570 Team Italia MAHINDRA**Disqualified**41 **Brad BINDER** RSA Red Bull KTM Ajo KTM 0.213**Practice condition: Dry**

Air: 21°

Humidity: 51%

Ground: 24°

Fastest Lap:Lap: 7 **Nicolo BULEGA** 1'46.223 149.8 Km/h**Circuit Record Lap:**2015 **Brad BINDER** 1'46.723 149.1 Km/h**Circuit Best Lap:**2014 **Jack MILLER** 1'46.173 149.9 Km/h

FIM MotoGP Stewards grid penalty for rider #41 due to technical infringement

* **Have qualified for the race having achieved a time within 107 % of the fastest rider in a free practice session.**

The results are provisional until the end of the limit for protest and appeals.

Time limit for protest expires 30' after publication of the results - Mr. Time:

These data/results cannot be reproduced, stored and/or transmitted in whole or in part by any manner of electronic, mechanical, photocopying, recording, broadcasting or otherwise now known or herein after developed without the previous express consent by the copyright owner, except for reproduction in daily press and regular printed publications on sale to the public within 60 days of the event related to those data/results and always provided that copyright symbol appears together as follows below.

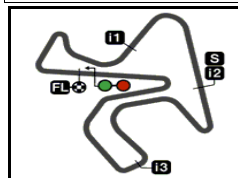
© DORNA, 2016

Official MotoGP Timing by TISSOT
www.motogp.com

Jerez de la Frontera, Saturday, April 23, 2016

moto3





4423 m.

GRAN PREMIO RED BULL DE ESPAÑA

Qualifying

Top Speed & Average

21A

Rider	Nation	Motorcycle	Top 5 speeds					Average	Top
21 Francesco BAGNAIA	ITA	MAHINDRA	216.6	213.0	213.0	212.3	209.7	212.9	216.6
36 Joan MIR	SPA	KTM	215.8	215.6	213.3	211.2	210.9	213.4	215.8
5 Romano FENATI	ITA	KTM	215.3	209.9	209.5	208.8	208.8	210.5	215.3
8 Nicolo BULEGA	ITA	KTM	215.3	214.5	212.9	210.5	210.4	212.7	215.3
76 Hiroki ONO	JPN	HONDA	215.2	211.0	209.1	209.0	208.9	210.6	215.2
84 Jakub KORNFEIL	CZE	HONDA	214.8	214.6	212.0	210.6	209.1	212.2	214.8
95 Jules DANILO	FRA	HONDA	214.7	214.2	210.4	210.3	209.7	211.9	214.7
4 Fabio DI GIANNANTONIO	ITA	HONDA	214.2	212.5	212.2	211.5	210.4	212.2	214.2
88 Jorge MARTIN	SPA	MAHINDRA	214.0	211.4	206.8	206.6	205.4	208.8	214.0
16 Andrea MIGNO	ITA	KTM	213.9	209.7	208.9	208.9	208.6	210.0	213.9
19 Gabriel RODRIGO	ARG	KTM	213.6	213.2	211.6	211.5	211.4	212.3	213.6
17 John MCPHEE	GBR	PEUGEOT	213.6	211.2	210.1	209.5	208.4	210.6	213.6
64 Bo BENDSNEYDER	NED	KTM	213.5	210.1	208.3	208.1	207.7	209.5	213.5
9 Jorge NAVARRO	SPA	HONDA	213.3	210.0	209.7	209.4	209.2	210.3	213.3
58 Juanfran GUEVARA	SPA	KTM	213.1	212.0	211.7	211.6	211.1	211.9	213.1
55 Andrea LOCATELLI	ITA	KTM	212.5	212.1	209.4	209.2	208.8	210.4	212.5
24 Tatsuki SUZUKI	JPN	MAHINDRA	212.5	211.7	211.1	210.0	208.9	210.8	212.5
23 Niccolò ANTONELLI	ITA	HONDA	212.3	208.4	208.4	207.6	205.9	208.5	212.3
12 Albert ARENAS	SPA	MAHINDRA	212.0	211.9	210.9	210.1	209.5	210.9	212.0
44 Aron CANET	SPA	HONDA	211.6	211.3	210.8	210.2	210.0	210.8	211.6
37 Davide PIZZOLI	ITA	KTM	211.3	209.2	209.0	208.5	208.1	209.2	211.3
89 Khairul Idham PAWI	MAL	HONDA	211.3	211.0	209.5	208.8	208.7	209.9	211.3
7 Adam NORRODIN	MAL	HONDA	211.1	210.4	210.0	209.8	209.7	210.2	211.1
6 Maria HERRERA	SPA	KTM	210.9	209.2	208.8	208.6	208.6	209.2	210.9
20 Fabio QUARTARARO	FRA	KTM	210.9	209.9	208.4	208.3	207.2	208.9	210.9
41 Brad BINDER	RSA	KTM	210.9	209.1	206.5	206.1	205.3	207.6	210.9
40 Darryn BINDER	RSA	MAHINDRA	210.8	209.2	209.2	208.6	208.3	209.2	210.8
33 Enea BASTIANINI	ITA	HONDA	210.6	207.4	207.0	206.4	206.4	207.6	210.6
11 Livio LOI	BEL	HONDA	210.4	210.1	209.5	209.0	208.5	209.5	210.4
77 Lorenzo PETRARCA	ITA	MAHINDRA	209.7	209.7	202.2	201.6	201.5	204.9	209.7
98 Karel HANIKA	CZE	MAHINDRA	209.7	209.7	208.8	208.2	207.9	208.9	209.7
10 Alexis MASBOU	FRA	PEUGEOT	208.4	208.2	206.3	205.2	203.3	206.3	208.4
65 Philipp OETTL	GER	KTM	207.2	206.9	206.8	206.6	206.1	206.6	207.2
3 Fabio SPIRANELLI	ITA	MAHINDRA	206.5	206.1	204.3	203.3	202.8	204.6	206.5
99 Enzo BOULOM	FRA	KTM	206.5	206.3	205.9	204.8	204.8	205.7	206.5

These data/results cannot be reproduced, stored and/or transmitted in whole or in part by any manner of electronic, mechanical, photocopying, recording, broadcasting or otherwise now known or herein after developed without the previous express consent by the copyright owner, except for reproduction in daily press and regular printed publications on sale to the public within 60 days of the event related to those data/results and always provided that copyright symbol appears together as follows below.

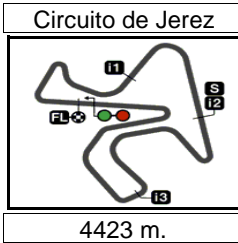
© DORNA, 2016

Official MotoGP Timing by TISSOT
www.motogp.com





Jerez de la Frontera, Saturday, April 23, 2016



Results and timing service provided by **TISSOT**

Moto3

GRAN PREMIO RED BULL DE ESPAÑA

Qualifying

Chronological Analysis of Performances

22A

* Lap / Sector time cancelled T1 Time from finish line to 1st intermediate T3 Time from 2nd intermed. to 3rd intermed.
P Crossing the finish line in pit lane T2 Time from 1st intermed. to 2nd intermed. T4 Time from 3rd intermediate to finish line

Lap	Lap Time	T1	T2	T3	T4	Speed	Lap	Lap Time	T1	T2	T3	T4	Speed		
1st	8	Nicolo BULEGA SKY Racing Team VR ITA						12	6'32.488	P	26.623	16.674	31.631	5'17.560	203.6
		Runs=3	Total laps=13	Full laps=8			13	2'07.097		44.491	17.194	31.593	33.819	204.4	
1	3'58.246	2'31.605	16.897	33.176	36.568	205.0	14	1'46.782		26.262	16.354	31.039	33.127	207.7	
2	1'47.541	26.375	16.246	31.343	33.577	209.6	15	1'47.158		26.279	16.319	31.388	33.172	208.3	
3	1'47.463	26.241	16.071	31.778	33.373	214.5	16	1'47.284		26.587	16.163	31.249	33.285	213.3	
4	1'47.585	26.413	16.290	31.379	33.503	207.7									
5	8'19.118	P	26.489	16.540	38.360	6'57.729	204.8								
6	2'05.349		43.634	16.748	31.808	33.159	206.7								
7	1'46.223		26.191	16.120	30.943	32.969	209.9								
8	1'46.861		26.165	16.156	31.198	33.342	210.4								
9	1'47.038		26.279	16.207	31.337	33.215	210.5								
10	10'06.748	P	26.456	16.369	31.683	8'52.240	210.0								
11	2'07.342		41.458	20.620	31.951	33.313	204.4								
12	1'46.952		26.215	16.134	31.336	33.267	215.3								
13	1'48.224		26.332	16.464	31.545	33.883	212.9								
2nd	41	Brad BINDER Red Bull KTM Ajo RSA						4th	21	Francesco BAGNAI ASPAR Mahindra Tea ITA					
		Runs=3	Total laps=14	Full laps=9				Runs=3	Total laps=15	Full laps=10					
1	3'51.263	2'28.702	16.857	32.044	33.660	204.7	1	3'14.846	1'52.248	16.673	31.898	34.027	206.5		
2	1'47.837	26.500	16.508	31.549	33.280	205.1	2	1'47.440	26.314	16.291	31.628	33.207	213.0		
3	1'47.618	26.379	16.572	31.371	33.296	204.7	3	1'47.819	26.379	16.545	31.386	33.509	206.9		
4	1'47.430	26.323	16.463	31.346	33.298	205.3	4	1'48.036	26.389	16.604	31.451	33.592	209.5		
5	4'21.094	P	27.044	16.806	34.113	3'03.131	180.2	5	8'57.531	P	26.459	16.641	33.956	7'40.475	204.3
6	1'55.268		32.945	16.814	32.054	33.455	204.2	6	1'58.415		34.170	17.272	32.481	34.492	199.1
7	1'47.068		26.278	16.419	31.182	33.189	204.8	7	1'47.944		26.415	16.570	31.436	33.523	205.5
8	1'47.118		26.207	16.412	31.206	33.293	206.1	8	1'51.899		29.819	16.536	31.531	34.013	208.9
9	1'47.161		26.188	16.448	31.235	33.290	205.2	9	1'47.840		26.472	16.357	31.481	33.530	212.3
10	12'18.037	P	26.923	16.973	32.151	1'01.990	203.9	10	1'47.421		26.364	16.474	31.322	33.261	208.1
11	2'11.143		45.002	16.774	31.992	37.375	203.6	11	6'25.288	P	31.121	17.032	32.494	5'04.641	205.6
12	1'46.436		26.095	16.253	30.963	33.125	210.9	12	2'14.383		51.072	17.940	31.887	33.484	209.7
13	2'01.572		26.281	16.444	45.391	33.456	206.5	13	1'47.183		26.203	16.299	31.514	33.167	216.6
14	1'46.881		26.158	16.303	31.053	33.367	209.1	14	1'46.680		26.202	16.214	31.146	33.118	213.0
								15	1'49.501		27.401	16.424	31.635	34.041	209.0
3rd	9	Jorge NAVARRO Estrella Galicia 0,0 SPA						5th	23	Niccolò ANTONELL Ongetta-Rivacold ITA					
		Runs=3	Total laps=16	Full laps=11				Runs=3	Total laps=12	Full laps=7					
1	4'03.960	2'41.765	16.901	31.822	33.472	203.2	1	3'12.500	1'49.248	17.086	32.369	33.797	203.0		
2	1'47.364	26.399	16.435	31.277	33.253	205.9	2	1'48.873	26.671	16.732	31.858	33.612	204.4		
3	1'47.001	26.232	16.404	31.118	33.247	206.7	3	1'48.594	26.613	16.714	31.820	33.447	204.1		
4	1'47.130	26.365	16.314	31.036	33.415	209.2	4	1'49.023	26.483	16.617	31.990	33.933	207.6		
5	1'47.310	26.364	16.323	31.394	33.229	209.4	5	1'48.271	26.517	16.499	31.738	33.517	208.4		
6	6'22.402	P	26.575	16.406	31.582	5'07.839	206.5	6	7'11.517	P	27.297	16.877	32.254	5'55.089	203.0
7	2'02.927		40.493	16.998	32.061	33.375	204.5	7	2'05.502		43.470	16.879	31.836	33.317	205.9
8	1'46.678		26.144	16.229	31.098	33.207	210.0	8	1'46.705		26.180	16.368	31.136	33.021	208.4
9	1'49.123		26.903	16.905	31.498	33.817	209.7	9	4'01.362		26.108	16.229	31.323	2'47.702	212.3
10	1'47.474		26.395	16.388	31.363	33.328	206.6	10	12'13.308	P	31.178	17.903	34.465	0'49.762	192.0
11	1'47.506		26.363	16.555	31.259	33.329	204.8	11	1'52.651		30.824	16.762	31.661	33.404	203.1
								12	1'47.717		26.400	16.557	31.384	33.376	202.8
6th	33	Enea BASTIANINI Gresini Racing Moto3 ITA						6th	33	Enea BASTIANINI Gresini Racing Moto3 ITA					
		Runs=3	Total laps=11	Full laps=5				Runs=3	Total laps=11	Full laps=5					
1	3'56.495	2'27.870	18.383	33.980	36.262	186.5	1	3'56.495	2'27.870	18.383	33.980	36.262	186.5		
2	1'47.348	26.261	16.452	31.523	33.112	210.6	2	1'47.348	26.261	16.452	31.523	33.112	210.6		
3	1'47.027	26.293	16.364	31.372	32.998	207.0	3	1'47.027	26.293	16.364	31.372	32.998	207.0		
4	12'20.939	P	31.872	16.580	31.459	1'01.028	207.4	4	12'20.939	P	31.872	16.580	31.459	1'01.028	207.4
5	1'54.444		30.604	17.087	32.464	34.289	201.4	5	1'54.444		30.604	17.087	32.464	34.289	201.4

Fastest Lap: Nicolo BULEGA SKY Racing Team VR ITA **1'46.223** 26.191 16.120 30.943 32.969

These data/results cannot be reproduced, stored and/or transmitted in whole or in part by any manner of electronic, mechanical, photocopying, recording, broadcasting or otherwise now known or herein after developed without the previous express consent by the copyright owner, except for reproduction in daily press and regular printed publications on sale to the public within 60 days of the event related to those data/results and always provided that copyright symbol appears together as follows below.
© DORNA, 2016



Qualifying

Moto3

Lap	Lap Time	T1	T2	T3	T4	Speed	Lap	Lap Time	T1	T2	T3	T4	Speed
7th 36 Joan MIR Leopard Racing SPA							10th 84 Jakub KORNFEIL Drive M7 SIC Racing CZE						
Runs=4 Total laps=15 Full laps=9							Runs=3 Total laps=14 Full laps=9						
1	3'52.055	2'29.368	16.651	32.313	33.723	206.6	1	3'53.509	2'14.788	29.837	34.677	34.207	133.9
2	1'47.639	26.427	16.409	31.453	33.350	211.2	2	1'48.282	26.795	16.462	31.515	33.510	207.0
3	1'47.949	26.515	16.523	31.597	33.314	204.9	3	1'49.657	26.732	16.666	32.905	33.354	198.6
4	1'48.826	27.500	16.480	31.490	33.356	208.0	4	1'49.504	26.749	16.637	32.160	33.958	205.9
5	1'48.156	26.475	16.447	31.734	33.500	210.9	5	1'48.127	26.536	16.504	31.431	33.656	207.7
6	1'55.786	32.061	17.373	32.197	34.155	201.8	6	4'54.031	P 28.630	16.829	32.355	3'36.217	205.2
7	6'43.116	P 26.659	16.658	34.516	5'25.283	203.3	7	1'54.099	30.378	16.878	31.817	35.026	203.3
8	3'59.567	P 30.910	21.048	38.889	2'28.720	188.6	8	1'47.911	26.612	16.533	31.478	33.288	208.0
9	2'18.120	53.791	17.409	33.370	33.550	203.8	9	1'47.373	26.487	16.294	31.243	33.349	210.6
10	1'47.948	* 26.441	16.569	31.357	33.581*	204.7	10	11'49.766	P 26.449	16.561	34.278	0'32.478	206.6
11	1'49.885	28.343	16.697	31.463	33.382	205.4	11	2'11.796	43.829	17.508	33.590	36.869	209.1
12	5'34.245	P 26.773	17.037	32.488	4'17.947	204.3	12	1'48.568	26.604	16.293	31.859	33.812	212.0
13	2'02.797	40.291	17.661	31.374	33.471	213.3	13	1'47.131	26.336	16.149	31.264	33.382	214.6
14	1'46.962	26.256	16.140	31.425	33.141	215.6	14	1'47.601	26.375	16.272	31.509	33.445	214.8
15	1'47.330	26.383	16.209	31.350	33.388	215.8	11th 44 Aron CANET Estrella Galicia 0,0 SPA						
Runs=3 Total laps=13 Full laps=8							Runs=3 Total laps=16 Full laps=11						
1	3'57.257	2'12.866	33.542	34.741	36.108	149.5	1	4'05.065	2'42.775	16.700	32.088	33.502	208.2
2	1'48.564	26.669	16.611	31.495	33.789	208.7	2	1'48.160	* 26.410	16.289	31.664	33.797*	209.7
3	1'48.263	26.464	16.437	31.669	33.693	209.9	3	1'48.026	26.599	16.332	31.648	33.447	210.8
4	1'48.251	26.747	16.443	31.499	33.562	211.1	4	1'47.833	26.522	16.373	31.559	33.379	210.2
5	8'04.594	P 26.784	16.969	32.278	6'48.563	197.5	5	1'47.999	26.548	16.474	31.478	33.499	206.4
6	2'12.295	50.107	16.733	31.832	33.623	207.6	6	5'58.382	P 26.692	16.424	32.350	4'42.916	208.4
7	1'46.967	26.179	16.367	31.131	33.290	210.4	7	2'20.045	51.771	19.483	34.178	34.613	181.2
8	1'47.973	26.484	16.480	31.478	33.531	212.0	8	1'47.753	26.684	16.386	31.427	33.256	206.4
9	10'10.844	P 26.625	16.393	37.883	8'49.943	211.7	9	1'52.444	26.913	16.706	34.602	34.223	196.7
10	2'05.704	42.592	16.910	32.300	33.902	209.5	10	1'48.103	* 26.659	16.381	31.561	33.502*	206.5
11	1'47.885	26.327	16.374	31.730	33.454	213.1	11	1'48.024	26.415	16.388	31.524	33.697	205.1
12	1'47.459	26.401	16.385	31.339	33.334	211.6	12	6'29.685	P 27.698	16.684	32.106	5'13.197	206.8
13	1'53.641	26.646	16.453	36.164	34.378	210.6	13	2'06.775	* 44.476	17.099	31.718	33.482*	204.5
8th 58 Juanfran GUEVARA RBA Racing Team SPA							12th 20 Fabio QUARTARAR Leopard Racing FRA						
Runs=3 Total laps=13 Full laps=8							Runs=3 Total laps=16 Full laps=11						
1	3'57.257	2'12.866	33.542	34.741	36.108	149.5	1	3'51.814	2'27.964	17.827	32.256	33.767	205.3
2	1'48.564	26.669	16.611	31.495	33.789	208.7	2	1'48.163	26.514	16.526	31.648	33.475	206.5
3	1'48.263	26.464	16.437	31.669	33.693	209.9	3	1'47.446	26.428	16.319	31.320	33.379	209.9
4	1'48.251	26.747	16.443	31.499	33.562	211.1	4	1'47.746	26.389	16.531	31.468	33.358	206.9
5	8'04.594	P 26.784	16.969	32.278	6'48.563	197.5	5	1'48.177	26.565	16.526	31.569	33.517	207.2
6	2'12.295	50.107	16.733	31.832	33.623	207.6	6	1'56.737	32.554	17.176	32.654	34.353	202.7
7	1'46.967	26.179	16.367	31.131	33.290	210.4	7	7'21.620	P 27.194	16.748	32.563	6'05.115	202.2
8	1'47.973	26.484	16.480	31.478	33.531	212.0	8	2'00.853	34.751	17.574	33.439	35.089	197.3
9	10'10.844	P 26.625	16.393	37.883	8'49.943	211.7	9	1'47.727	26.523	16.499	31.364	33.341	207.0
10	2'05.704	42.592	16.910	32.300	33.902	209.5	10	1'51.850	26.874	18.151	32.952	33.873	186.9
11	1'47.885	26.327	16.374	31.730	33.454	213.1	11	1'47.696	26.374	16.558	31.388	33.376	208.4
12	1'47.459	26.401	16.385	31.339	33.334	211.6	12	1'48.133	26.506	16.643	31.510	33.474	205.2
13	1'53.641	26.646	16.453	36.164	34.378	210.6	13	5'39.020	P 27.547	17.180	32.848	4'21.445	195.7
9th 5 Romano FENATI SKY Racing Team VR ITA							14 1'53.996 32.119 16.829 31.435 33.613 208.3						
Runs=3 Total laps=13 Full laps=8							15 1'47.424 26.226 16.274 31.191 33.733 210.9						
1	4'04.890	2'42.660	16.734	32.049	33.447	207.6	16 1'47.271 26.283 16.376 31.298 33.314 206.3						
2	1'48.375	26.452	16.320	31.627	33.976	208.8							
3	1'47.771	26.414	16.407	31.561	33.389	208.4							
4	1'47.832	26.553	16.469	31.475	33.335	208.8							
5	1'47.952	26.479	16.491	31.567	33.415	207.1							
6	9'57.645	P 26.653	16.542	32.721	8'41.729	205.7							
7	2'14.146	48.536	17.167	34.391	34.052	198.7							
8	1'47.368	26.505	16.283	31.421	33.159	209.5							
9	1'47.358	26.419	16.386	31.295	33.258	207.2							
10	8'17.663	P 26.727	16.540	31.671	7'02.725	206.5							
11	1'54.298	30.599	16.843	32.919	33.937	195.1							
12	1'47.072	26.434	16.148	31.236	33.254	215.3							
13	1'47.336	26.422	16.283	31.537	33.094	209.9							

Fastest Lap: Nicolo BULEGA SKY Racing Team VR ITA 1'46.223 26.191 16.120 30.943 32.969

These data/results cannot be reproduced, stored and/or transmitted in whole or in part by any manner of electronic, mechanical, photocopying, recording, broadcasting or otherwise now known or herein after developed without the previous express consent by the copyright owner, except for reproduction in daily press and regular printed publications on sale to the public within 60 days of the event related to those data/results and always provided that copyright symbol appears together as follows below.
© DORNA, 2016

Qualifying

Moto3

Lap	Lap Time	T1	T2	T3	T4	Speed	Lap	Lap Time	T1	T2	T3	T4	Speed	
13th	65	Philipp OETTL					Schedl GP Racing GER	3	1'48.135	26.497	16.467	31.534	33.637	206.8
		Runs=3	Total laps=14	Full laps=9			4	10'38.541 P	26.627	17.217	33.003	9'21.694	196.0	
1	2'51.171	1'26.841	16.902	32.707	34.721	205.4	5	2'01.564	37.206	17.332	32.505	34.521	195.5	
2	1'49.338	26.936	16.680	32.044	33.678	203.4	6	1'47.908	26.683	16.394	31.486	33.345	210.1	
3	1'49.137	26.757	16.757	32.002	33.621	203.7	7	1'51.969	30.301	16.409	31.486	33.773	209.0	
4	1'49.073	26.688	16.851	31.902	33.632	201.7	8	10'09.181 P	26.829	16.528	32.160	8'53.664	209.5	
5	8'34.359 P	27.316	17.064	32.572	7'17.407	196.6	9	2'06.105	42.214	18.112	31.900	33.879	205.6	
6	1'55.656	33.644	16.613	31.800	33.599	206.8	10	1'47.361	26.245	16.313	31.286	33.517	212.0	
7	1'47.753	26.459	16.539	31.403	33.352	205.3	11	1'48.833	26.716	16.403	31.599	34.115	210.9	
8	1'47.276	26.319	16.500	31.299	33.158	206.1	12	1'47.720	26.411	16.243	31.423	33.643	211.9	
9	1'48.152	26.946	16.399	31.505	33.302	207.2								
10	1'48.195	26.737	16.534	31.417	33.507	206.6								
11	8'46.778 P	28.035	16.601	31.497	7'30.645	206.9								
12	1'52.712	31.019	16.607	31.548	33.538	205.6								
13	1'47.343	26.329	16.566	31.319	33.129	206.1								
14	1'47.610	26.336	16.513	31.423	33.338	205.9								
14th	88	Jorge MARTIN					ASPAR Mahindra Tea SPA							
		Runs=3	Total laps=14	Full laps=9										
1	3'52.674	2'28.971	16.972	32.585	34.146	204.5								
2	1'47.525	26.465	16.398	31.331	33.331	206.8								
3	1'47.384	26.393	16.224	31.357	33.410	211.4								
4	1'48.532	27.037	16.449	31.498	33.548	205.4								
5	1'48.570	26.666	16.504	31.629	33.771	205.0								
6	4'26.041 P	27.837	16.893	32.962	3'08.349	200.0								
7	1'53.719	31.380	16.660	32.069	33.610	202.2								
8	1'49.137	26.822	16.529	32.004	33.782	204.8								
9	1'48.468	26.635	16.549	31.583	33.701	203.9								
10	12'04.178 P	27.042	16.664	32.029	10'48.443	203.0								
11	2'13.861	48.927	16.789	31.875	36.270	206.6								
12	1'52.034	29.056	16.983	31.874	34.121	204.5								
13	1'47.281	26.385	16.103	31.230	33.563	214.0								
14	1'47.972	26.651	16.398	31.403	33.520	205.1								
15th	95	Jules DANILO					Ongetta-Rivacold FRA							
		Runs=3	Total laps=15	Full laps=10										
1	3'24.595	2'01.868	16.730	32.160	33.837	204.7								
2	1'48.417	26.571	16.554	31.748	33.544	207.4								
3	1'48.316	26.562	16.557	31.700	33.497	207.2								
4	1'48.273	26.503	16.506	31.801	33.463	208.5								
5	1'48.008	26.535	16.518	31.550	33.405	208.9								
6	6'58.571 P	27.814	17.274	32.324	5'41.159	200.4								
7	2'00.663	35.651	17.313	33.813	33.886	200.4								
8	1'47.825	26.492	16.505	31.605	33.223	209.4								
9	1'55.631	26.469	16.498	38.873	33.791	210.3								
10	1'47.593	26.433	16.415	31.380	33.365	209.7								
11	8'35.140 P	26.809	16.682	32.059	7'19.590	207.4								
12	1'53.421	29.987	17.440	32.375	33.619	157.2								
13	1'47.612	26.383	16.401	31.414	33.414	210.4								
14	1'47.325	26.310	16.245	31.448	33.322	214.7								
15	1'48.404	26.559	16.263	31.924	33.658	214.2								
18th	64	Bo BENDSNEYDER					Red Bull KTM Ajo NED							
		Runs=3	Total laps=15	Full laps=10										
1	3'59.018	2'30.333	18.065	33.479	37.141	190.2								
2	1'48.888	26.802	16.646	31.743	33.697	207.6								
3	1'48.886	26.733	16.647	31.898	33.608	205.2								
4	1'48.861	26.758	16.537	31.771	33.795	207.6								
5	1'48.752	26.704	16.439	31.793	33.816	210.1								
6	4'49.140 P	27.738	16.901	34.157	3'30.344	201.3								
7	1'53.212	30.219	16.813	31.999	34.181	205.9								
8	1'49.089	27.004	16.727	31.875	33.483	208.3								
9	1'48.160	26.416	16.449	31.619	33.676	207.7								
10	1'48.570	26.632	16.554	31.650	33.734	206.3								
11	9'42.994 P	27.224	16.904	32.266	8'26.600	204.1								
12	2'13.428	49.528	16.784	32.143	34.973	206.5								
13	1'52.550	26.969	16.807	33.378	35.396	203.3								
14	1'57.889	26.488	16.512	41.362	33.527	213.5								
15	1'47.528	26.403	16.372	31.336	33.417	208.1								
19th	76	Hiroki ONO					Honda Team Asia JPN							
		Runs=3	Total laps=14	Full laps=9										
1	3'54.882	2'11.188	22.128	46.232	35.334	139.5								
2	1'49.757	27.039	16.762	32.238	33.718	204.6								
3	1'49.215	26.712	16.480	32.234	33.789	209.0								
4	1'48.759	26.645	16.570	31.834	33.710	206.0								
5	7'34.728 P	26.630	16.729	32.233	6'19.136	204.1								
6	2'19.036	43.813	19.620	40.527	35.076	177.1								
7	1'47.956	26.621	16.486	31.438	33.411	206.3								
8	1'47.622	26.467	16.308	31.415	33.432	209.1								
9	1'49.356	26.741	16.445	32.109	34.061	206.9								
Fastest Lap:	Nicolo BULEGA		SKY Racing Team VR		ITA	1'46.223	26.191	16.120	30.943	32.969				

These data/results cannot be reproduced, stored and/or transmitted in whole or in part by any manner of electronic, mechanical, photocopying, recording, broadcasting or otherwise now known or herein after developed without the previous express consent by the copyright owner, except for reproduction in daily press and regular printed publications on sale to the public within 60 days of the event related to those data/results and always provided that copyright symbol appears together as follows below.
© DORNA, 2016

Qualifying

Moto3

Lap	Lap Time	T1	T2	T3	T4	Speed	Lap	Lap Time	T1	T2	T3	T4	Speed
10	8'29.962 P	27.098	16.793	32.390	7'13.681	201.0	14	1'47.734	26.387	16.362	31.409	33.576	210.4
11	2'23.196	46.901	26.088	35.317	34.890	147.3	23rd 19 Gabriel RODRIGO RBA Racing Team ARG						
12	1'47.580	26.508	16.204	31.436	33.432	215.2	Runs=3 Total laps=13 Full laps=8						
13	1'48.719	26.480	16.506	31.955	33.778	208.9	1	3'53.821	2'12.211	33.424	33.970	34.216	132.2
14	1'48.905	26.467	16.604	32.096	33.738	211.0	2	1'48.729	26.829	16.504	31.641	33.755	207.6
20th 11 Livio LOI RW Racing GP BV BEL							3	1'48.305	26.527	16.415	31.649	33.714	208.1
Runs=3 Total laps=15 Full laps=10							4	1'54.581	30.349	17.697	32.174	34.361	181.8
1	3'13.577	1'49.548	17.236	32.652	34.141	204.9	5	8'01.572 P	26.728	16.575	31.609	6'46.660	206.6
2	1'49.698	26.891	16.701	32.144	33.962	207.1	6	2'11.563	48.948	16.777	32.257	33.581	208.5
3	1'49.409	26.740	16.640	31.926	34.103	206.8	7	1'47.838	26.416	16.548	31.484	33.390	207.4
4	1'54.521	26.900	16.781	36.112	34.728	205.5	8	1'47.921	26.474	16.434	31.445	33.568	213.6
5	1'49.094	26.651	16.492	31.831	34.120	207.6	9	10'10.883 P	26.959	16.372	31.833	8'55.719	211.4
6	7'00.268 P	27.971	16.914	32.393	5'42.990	203.1	10	2'05.756	43.034	16.722	32.142	33.858	208.7
7	2'05.839	43.347	16.969	31.761	33.762	203.2	11	1'47.874	26.296	16.362	31.607	33.609	211.6
8	1'47.925	26.439	16.485	31.374	33.627	206.3	12	1'47.736	26.394	16.322	31.449	33.571	211.5
9	1'48.291	26.449	16.386	31.691	33.765	207.9	13	1'48.138	26.386	16.344	31.806	33.602	213.2
10	1'47.625	26.365	16.331	31.397	33.532	209.5	24th 89 Khairul Idham PAWI Honda Team Asia MAL						
11	8'15.621 P	29.199	16.850	31.964	6'57.608	203.6	Runs=3 Total laps=15 Full laps=10						
12	2'07.981	44.368	17.517	32.285	33.811	208.5	1	3'54.245	2'12.050	24.860	42.821	34.514	102.3
13	1'47.680	26.386	16.399	31.321	33.574	209.0	2	1'50.418	26.963	17.752	32.115	33.588	204.9
14	1'47.909	26.402	16.374	31.447	33.686	210.4	3	1'48.623	26.595	16.398	32.064	33.566	208.8
15	1'47.618	26.349	16.340	31.399	33.530	210.1	4	1'48.015	26.571	16.289	31.657	33.498	211.3
21st 24 Tatsuki SUZUKI CIP-Unicom Starker JPN							5	1'48.787	26.742	16.428	31.923	33.694	207.5
Runs=4 Total laps=14 Full laps=8							6	5'52.816 P	27.365	16.685	32.353	4'36.413	203.6
1	3'06.885 P	1'24.914	17.824	33.311	50.836	200.4	7	2'12.778	38.365	20.300	39.483	34.630	200.5
2	1'58.239	35.555	16.746	32.000	33.938	206.9	8	1'48.251	26.723	16.474	31.562	33.492	206.9
3	1'49.144	26.597	16.552	31.680	34.315	207.8	9	1'47.806	26.538	16.354	31.547	33.367	208.7
4	1'48.918	26.692	16.568	31.761	33.897	207.1	10	1'48.097	26.568	16.486	31.537	33.506	206.0
5	10'31.884 P	31.571	16.713	31.763	9'11.837	207.1	11	8'35.680 P	29.241	16.817	32.555	7'17.067	202.7
6	2'06.703	39.047	19.300	33.488	34.868	188.5	12	2'18.087	42.794	25.926	34.662	34.705	129.0
7	1'52.167	27.026	17.172	33.468	34.501	200.2	13	1'48.270	26.741	16.372	31.718	33.439	209.5
8	1'48.109	26.665	16.299	31.571	33.574	211.7	14	1'47.740	26.520	16.410	31.427	33.383	208.3
9	1'47.654	26.381	16.392	31.391	33.490	208.9	15	1'47.938	26.397	16.307	31.835	33.399	211.0
10	6'32.193 P	27.019	16.831	32.114	5'16.229	204.5	25th 17 John MCPHEE Peugeot MC Saxoprin GBR						
11	2'08.254	44.121	17.679	32.546	33.908	207.5	Runs=3 Total laps=14 Full laps=9						
12	1'47.768	26.534	16.417	31.340	33.477	210.0	1	3'53.507	2'08.329	27.053	42.893	35.232	131.6
13	1'47.974	26.450	16.390	31.526	33.608	211.1	2	1'49.805	27.231	16.668	32.043	33.863	206.3
14	1'47.735	26.315	16.241	31.474	33.705	212.5	3	1'48.517	26.786	16.535	31.657	33.539	209.5
22nd 4 Fabio DI GIANNANT Gresini Racing Moto3 ITA							4	1'48.750	26.700	16.586	31.707	33.757	205.8
Runs=3 Total laps=14 Full laps=9							5	8'15.690 P	29.329	16.675	34.995	6'54.691	204.2
1	3'15.265	1'52.515	16.739	32.175	33.836	206.9	6	2'03.535	39.191	17.543	32.438	34.363	206.8
2	1'48.099	26.614	16.516	31.574	33.395	209.7	7	1'48.524	26.727	16.688	31.524	33.585	208.4
3	1'49.396	26.715	16.627	31.988	34.066	205.0	8	1'48.845	26.808	16.810	31.548	33.679	206.5
4	1'49.064	26.964	16.672	31.756	33.672	206.6	9	1'48.057	26.528	16.498	31.479	33.552	208.0
5	8'46.202 P	26.815	16.643	31.806	7'30.938	204.7	10	8'24.198 P	27.294	16.755	32.214	7'07.935	201.1
6	2'06.267	42.019	17.269	32.560	34.419	198.3	11	2'02.091	37.279	17.407	33.164	34.241	205.5
7	1'47.978	26.509	16.483	31.731	33.255	212.2	12	1'52.101	29.051	16.590	32.671	33.789	211.2
8	1'52.161	30.496	16.451	31.728	33.486	214.2	13	1'47.746	26.425	16.313	31.399	33.609	210.1
9	1'47.780	26.598	16.259	31.373	33.550	212.5	14	1'48.718	26.732	16.297	31.856	33.833	213.6
10	8'12.379 P	26.667	16.425	32.166	6'57.121	207.3	26th 98 Karel HANIKA Platinum Bay Real Es CZE						
11	2'14.348	51.077	17.537	32.062	33.672	209.3	Runs=3 Total laps=12 Full laps=7						
12	1'47.870	26.582	16.316	31.293	33.679	211.5	1	3'13.934	1'49.626	17.982	32.218	34.108	199.1
13	1'48.101	26.561	16.493	31.521	33.526	207.4							

Fastest Lap: Nicolo BULEGA SKY Racing Team VR ITA **1'46.223** 26.191 16.120 30.943 32.969

These data/results cannot be reproduced, stored and/or transmitted in whole or in part by any manner of electronic, mechanical, photocopying, recording, broadcasting or otherwise now known or herein after developed without the previous express consent by the copyright owner, except for reproduction in daily press and regular printed publications on sale to the public within 60 days of the event related to those data/results and always provided that copyright symbol appears together as follows below.
© DORNA, 2016



Qualifying

Moto3

Lap	Lap Time	T1	T2	T3	T4	Speed	Lap	Lap Time	T1	T2	T3	T4	Speed
2	1'48.532	26.624	16.642	31.650	33.616	207.8	8	1'48.757	26.624	16.841	31.673	33.619	206.0
3	1'47.830	26.395	16.480	31.598	33.357	208.2	9	1'57.670	31.507	17.421	32.914	35.828	198.2
4	1'48.012	26.320	16.581	31.624	33.487	209.7	10	1'48.930	26.798	16.539	31.957	33.636	206.3
5	1'51.047	26.452	16.642	33.490	34.463	205.4	11	1'48.825	27.000	16.470	31.783	33.572	208.1
6	7'47.047 P	27.135	17.049	32.455	6'30.408	196.8	12	7'09.620 P	26.705	17.894	31.941	5'53.080	204.3
7	2'01.597	36.881	17.238	33.207	34.271	198.0	13	2'09.159	46.156	17.026	31.921	34.056	205.2
8	12'49.544 P	43.400	18.381	34.793	11'12.970	193.0	14	1'48.090	26.885	16.406	31.413	33.386	209.2
9	2'12.392	48.290	16.859	31.873	35.370	207.8		unfinished	26.465	16.337			211.3
10	1'51.781	26.767	17.006	31.373	36.635	207.9							
11	1'48.047	26.438	16.360	31.656	33.593	208.8							
12	1'48.165	26.610	16.446	31.419	33.690	209.7							

27th 55		Andrea LOCATELLI Leopard Racing ITA				
		Runs=3	Total laps=14	Full laps=9		
1	3'58.678	2'15.227	24.545	42.535	36.371	140.4
2	1'49.743	27.009	16.758	32.060	33.916	205.8
3	1'49.983	26.944	16.836	32.059	34.144	205.8
4	1'49.441	26.820	16.757	31.795	34.069	206.6
5	8'08.706 P	27.207	17.278	32.029	6'52.192	208.8
6	2'03.569	39.977	17.445	32.327	33.820	199.0
7	1'48.632	26.474	16.490	31.415	34.253	208.7
8	1'47.978	26.494	16.564	31.483	33.437	207.6
9	1'48.074	26.615	16.525	31.497	33.437	209.4
10	8'06.106 P	28.664	17.224	33.959	6'46.259	196.5
11	2'09.601	44.801	16.735	31.903	36.162	212.5
12	1'50.756	28.288	17.230	31.533	33.705	205.5
13	1'48.101	26.483	16.471	31.451	33.696	209.2
14	1'48.422 *	26.771	16.433	31.461	33.757*	212.1

28th 7		Adam NORRODIN Drive M7 SIC Racing MAL				
		Runs=3	Total laps=15	Full laps=10		
1	3'56.472	2'13.170	30.260	37.863	35.179	120.3
2	1'48.603	26.779	16.479	31.752	33.593	209.8
3	1'48.830	26.608	16.361	32.200	33.661	208.7
4	1'50.264	27.463	16.504	32.248	34.049	207.6
5	1'50.446	27.000	16.616	33.014	33.816	204.4
6	5'50.905 P	27.281	16.926	34.182	4'32.516	202.7
7	2'28.302	57.619	21.379	34.085	35.219	164.6
8	1'49.323	26.832	16.589	32.087	33.815	209.7
9	1'52.666	27.142	16.710	34.751	34.063	200.4
10	1'48.717 *	26.725	16.359	31.787	33.846*	210.4
11	8'18.354 P	26.886	16.710	32.114	7'02.644	203.8
12	2'10.666	43.885	17.075	32.715	36.991	208.0
13	1'49.585	27.712	16.341	31.824	33.708	211.1
14	1'48.025	26.510	16.351	31.600	33.564	210.0
15	1'48.972	26.675	16.401	32.176	33.720	209.6

29th 37		Davide PIZZOLI Proccersa - 42 Motor ITA				
		Runs=3	Total laps=15	Full laps=9		
1	2'51.561	1'27.879	16.914	32.254	34.514	204.4
2	1'49.140	26.915	16.480	32.080	33.665	208.5
3	1'49.238	26.888	16.503	32.087	33.760	209.0
4	1'49.313 *	26.854	16.601	32.115	33.743*	206.3
5	6'25.690 P	27.826	17.238	32.989	5'07.637	200.7
6	2'02.434	38.985	17.164	32.211	34.074	203.7
7	1'49.100	26.734	16.589	32.058	33.719	205.1

30th 10		Alexis MASBOU Peugeot MC Saxoprin FRA				
		Runs=3	Total laps=12	Full laps=7		
1	2'55.903	1'30.462	17.155	33.355	34.931	200.6
2	1'50.623	27.249	16.891	32.415	34.068	201.1
3	1'49.962	26.941	16.787	32.299	33.935	202.4
4	10'25.723 P	26.691	16.791	32.684	9'09.557	200.8
5	2'05.020	41.950	16.954	31.976	34.140	202.3
6	1'55.832	32.765	17.029	31.755	34.283	203.3
7	1'51.390	26.676	16.576	34.077	34.061	205.2
8	10'35.306 P	27.055	16.852	32.669	9'18.730	202.4
9	2'03.242	38.971	16.942	32.670	34.659	203.2
10	1'48.431	26.585	16.486	31.537	33.823	206.3
11	1'49.495	27.343	16.330	32.096	33.726	208.4
12	1'48.547	26.418	16.466	31.827	33.836	208.2

31st 40		Darryn BINDER Platinum Bay Real Es RSA				
		Runs=3	Total laps=14	Full laps=9		
1	3'14.981	1'51.079	17.240	32.301	34.361	204.5
2	1'48.559	26.722	16.542	31.479	33.816	208.3
3	1'48.906	26.691	16.471	31.629	34.115	210.8
4	1'53.349	29.931	16.864	32.278	34.276	207.4
5	1'51.125	27.006	16.775	32.054	35.290	204.2
6	7'24.117 P	27.110	16.865	32.311	6'07.831	202.7
7	2'26.394	1'01.669	17.866	32.506	34.353	202.3
8	1'55.483	27.979	17.772	32.753	36.979	195.8
9	1'48.894	26.712	16.618	31.650	33.914	205.5
10	8'50.176 P	28.056	16.939	32.377	7'32.804	204.7
11	2'17.226	53.674	16.735	31.746	35.071	209.2
12	1'50.295	27.061	17.514	31.770	33.950	202.9
13	1'54.794	26.626	16.544	37.800	33.824	208.6
14	1'48.499	26.525	16.526	31.519	33.929	209.2

32nd 77		Lorenzo PETRARC 3570 Team Italia ITA				
		Runs=3	Total laps=14	Full laps=9		
1	2'53.299	1'27.679	17.591	33.182	34.847	200.8
2	1'50.711	27.259	16.840	32.478	34.134	201.5
3	1'51.145	27.184	16.945	32.427	34.589	201.4
4	1'52.835	27.755	17.083	33.036	34.961	200.2
5	6'32.253 P	27.131	16.899	33.193	5'15.030	200.1
6	1'58.166	32.733	17.449	33.031	34.953	198.9
7	1'50.880	27.283	17.342	32.325	33.930	198.7
8	1'49.422	26.892	16.698	32.013	33.819	201.6
9	1'49.654	26.830	16.829	31.948	34.047	202.2
10	1'55.341	27.856	18.038	34.134	35.313	174.8
11	8'54.509 P	27.212	16.991	32.499	7'37.807	201.4
12	2'11.551	41.173	22.240	34.095	34.043	174.7
13	1'48.761	26.853	16.612	31.703	33.593	209.7

Fastest Lap: Nicolo BULEGA SKY Racing Team VR ITA 1'46.223 26.191 16.120 30.943 32.969

These data/results cannot be reproduced, stored and/or transmitted in whole or in part by any manner of electronic, mechanical, photocopying, recording, broadcasting or otherwise now known or herein after developed without the previous express consent by the copyright owner, except for reproduction in daily press and regular printed publications on sale to the public within 60 days of the event related to those data/results and always provided that copyright symbol appears together as follows below.
© DORNA, 2016

Qualifying

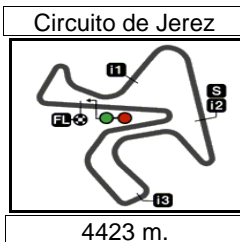
Moto3

Lap	Lap Time	T1	T2	T3	T4	Speed	Lap	Lap Time	T1	T2	T3	T4	Speed
14	1'48.595	26.869	16.427	31.732	33.567	209.7	17	1'51.339	26.871	17.042	32.653	34.773	197.0
33rd	6	Maria HERRERA		MH6 Laglisse		SPA	18	1'50.504	27.045	16.714	32.283	34.462	202.3
		Runs=3	Total laps=15	Full laps=10									
1	3'13.819	1'49.674	17.237	32.675	34.233	206.0							
2	1'49.902	26.922	16.565	32.121	34.294	208.6							
3	1'50.715	27.234	16.692	32.119	34.670	207.0							
4	1'51.984	26.868	16.550	34.069	34.497	207.2							
5	1'49.961	27.015	16.621	31.942	34.383	206.5							
6	6'17.266 P	28.623	17.726	32.493	4'58.424	199.8							
7	1'57.683	33.379	16.743	32.219	35.342	205.5							
8	1'50.012	27.055	16.747	32.066	34.144	205.2							
9	1'50.970	27.453	16.857	32.275	34.385	205.2							
10	1'50.934	27.289	16.806	32.278	34.561	204.0							
11	8'51.400 P	28.493	16.969	32.640	7'33.298	204.0							
12	2'05.407	41.287	16.804	32.073	35.243	208.6							
13	1'49.770	26.872	16.828	31.536	34.534	208.8							
14	1'50.608	26.564	16.373	31.627	36.044	210.9							
15	1'49.245	26.741	16.495	31.855	34.154	209.2							
34th	3	Fabio SPIRANELLI		CIP-Unicom Starker		ITA							
		Runs=3	Total laps=15	Full laps=10									
1	2'51.862	1'24.841	18.152	33.549	35.320	199.1							
2	1'50.344	26.990	16.751	32.182	34.421	204.3							
3	1'50.001	26.978	16.792	31.991	34.240	206.5							
4	1'49.883	26.945	16.900	31.961	34.077	201.4							
5	1'52.575	28.206	17.486	32.534	34.349	201.2							
6	9'01.058 P	27.030	17.027	32.250	7'44.751	203.3							
7	2'02.637	36.640	17.750	33.738	34.509	200.7							
8	1'49.783	26.976	16.946	31.830	34.031	201.5							
9	1'54.082	29.236	17.639	32.833	34.374	194.9							
10	1'49.580	26.773	16.565	32.030	34.212	206.1							
11	1'50.388	27.078	17.211	31.992	34.107	201.0							
12	6'24.166 P	27.250	17.118	32.283	5'07.515	200.6							
13	2'01.685	33.828	18.996	32.889	35.972	162.6							
14	1'50.626	26.975	16.948	32.268	34.435	202.8							
15	1'50.110	26.852	16.929	32.186	34.143	201.5							
35th	99	Enzo BOULOM		Procercasa - 42 Motor		FRA							
		Runs=3	Total laps=18	Full laps=13									
1	2'51.654	1'25.137	17.791	33.250	35.476	201.7							
2	1'50.361	27.028	16.624	32.312	34.397	206.3							
3	1'50.654	27.110	16.781	32.503	34.260	204.5							
4	1'51.064	27.222	16.978	32.423	34.441	205.9							
5	1'50.560	27.020	16.839	32.226	34.475	204.8							
6	4'47.726 P	27.337	17.022	32.712	3'30.655	202.8							
7	1'56.632	31.166	17.312	33.085	35.069	199.8							
8	1'51.995	27.110	17.574	32.779	34.532	180.9							
9	1'49.929	26.861	16.610	32.210	34.248	206.5							
10	1'50.427	27.298	16.758	32.134	34.237	204.8							
11	1'50.455	26.980	16.740	32.234	34.501	204.4							
12	5'47.726 P	27.756	17.181	32.752	4'30.037	198.5							
13	2'01.241	36.682	17.204	32.663	34.692	202.8							
14	1'50.014	26.904	16.820	32.035	34.255	204.2							
15	1'50.024	26.871	16.712	32.187	34.254	204.7							
16	1'49.821	26.884	16.632	32.113	34.192	204.6							

Fastest Lap: Nicolò BULEGA SKY Racing Team VR ITA **1'46.223** 26.191 16.120 30.943 32.969

These data/results cannot be reproduced, stored and/or transmitted in whole or in part by any manner of electronic, mechanical, photocopying, recording, broadcasting or otherwise now known or herein after developed without the previous express consent by the copyright owner, except for reproduction in daily press and regular printed publications on sale to the public within 60 days of the event related to those data/results and always provided that copyright symbol appears together as follows below.
© DORNA, 2016





GRAN PREMIO RED BULL DE ESPAÑA
Provisional Starting Grid

23

Race : 23 laps = 101.729 km



1	1 1'46.223 8 Nicolo BULEGA KTM	2 1'46.678 9 Jorge NAVARRO Honda	3 1'46.680 21 Francesco BAGNAIA Mahindra
2	4 1'46.705 23 Niccolò ANTONELLI Honda	5 1'46.827 33 Enea BASTIANINI Honda	6 1'46.962 36 Joan MIR KTM
3	7 1'46.967 58 Juanfran GUEVARA KTM	8 1'47.072 5 Romano FENATI KTM	9 1'47.131 84 Jakub KORNFEIL Honda
4	10 1'47.154 44 Aron CANET Honda	11 1'47.271 20 Fabio QUARTARARO KTM	12 1'47.276 65 Philipp OETTL KTM
5	13 1'47.281 88 Jorge MARTIN Mahindra	14 1'47.325 95 Jules DANILO Honda	15 1'47.361 12 Albert ARENAS Mahindra
6	16 1'47.397 16 Andrea MIGNO KTM	17 1'47.528 64 Bo BENDSNEYDER KTM	18 1'47.580 76 Hiroki ONO Honda
7	19 1'47.618 11 Livio LOI Honda	20 1'47.654 24 Tatsuki SUZUKI Mahindra	21 1'47.734 4 Fabio DI GIANNANTONIO Honda
8	22 1'47.736 19 Gabriel RODRIGO KTM	23 1'47.740 89 Khairul Idham PAWI Honda	24 1'47.746 17 John MCPHEE Peugeot

FIM MotoGP Stewards grid penalty for rider #41 due to technical infringement

* **Starting the race from the back of the grid**

The results are provisional until the end of the limit for protest and appeals and until the ratification of the Event Management Committee.

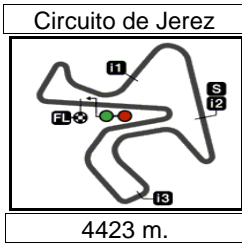
Time limit for protest expires 60' at the latest after publication of the results - Mr. Time:

These data/results cannot be reproduced, stored and/or transmitted in whole or in part by any manner of electronic, mechanical, photocopying, recording, broadcasting or otherwise now known or herein after developed without the previous express consent by the copyright owner, except for reproduction in daily press and regular printed publications on sale to the public within 60 days of the event related to those data/results and always provided that copyright symbol appears together as follows below.

© DORNA, 2016

Official MotoGP Timing by TISSOT
www.motogp.com





GRAN PREMIO RED BULL DE ESPAÑA
Provisional Starting Grid

23

4423 m.

Race : 23 laps = 101.729 km

9	25 1'47.830 98 Karel HANIKA Mahindra	26 1'47.978 55 Andrea LOCATELLI KTM	27 1'48.025 7 Adam NORRODIN Honda
10	28 1'48.090 37 Davide PIZZOLI KTM	29 1'48.431 10 Alexis MASBOU Peugeot	30 1'48.499 40 Darryn BINDER Mahindra
11	31 1'48.595 77 Lorenzo PETRARCA Mahindra	32 1'49.245 6 Maria HERRERA KTM	33 1'49.580 3 Fabio SPIRANELLI Mahindra
12	34 1'49.821 99 Enzo BOULOM KTM	35 (*) 1'46.436 41 Brad BINDER KTM	

FIM MotoGP Stewards grid penalty for rider #41 due to technical infringement

*** Starting the race from the back of the grid**

The results are provisional until the end of the limit for protest and appeals and until the ratification of the Event Management Committee.

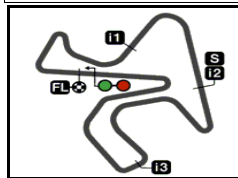
Time limit for protest expires 60' at the latest after publication of the results - Mr. Time:

These data/results cannot be reproduced, stored and/or transmitted in whole or in part by any manner of electronic, mechanical, photocopying, recording, broadcasting or otherwise now known or herein after developed without the previous express consent by the copyright owner, except for reproduction in daily press and regular printed publications on sale to the public within 60 days of the event related to those data/results and always provided that copyright symbol appears together as follows below.

© DORNA, 2016

Official MotoGP Timing by TISSOT
www.motogp.com





4423 m.

GRAN PREMIO RED BULL DE ESPAÑA

After the Race

Event Best Maximum Speed

33



Rider	Nation Team	Motorcycle	Km/h	
6 Maria HERRERA	SPA MH6 Laglisse	KTM	217.9	Race
16 Andrea MIGNO	ITA SKY Racing Team VR46	KTM	217.9	Race
36 Joan MIR	SPA Leopard Racing	KTM	217.1	Free Practice Nr. 3
5 Romano FENATI	ITA SKY Racing Team VR46	KTM	217.0	Race
19 Gabriel RODRIGO	ARG RBA Racing Team	KTM	216.9	Race
41 Brad BINDER	RSA Red Bull KTM Ajo	KTM	216.7	Free Practice Nr. 2
84 Jakub KORNFEIL	CZE Drive M7 SIC Racing Team	HONDA	216.6	Race
21 Francesco BAGNAIA	ITA ASPAR Mahindra Team Moto3	MAHINDRA	216.6	Qualifying
7 Adam NORRODIN	MAL Drive M7 SIC Racing Team	HONDA	216.5	Race
40 Darryn BINDER	RSA Platinum Bay Real Estate	MAHINDRA	216.4	Race
9 Jorge NAVARRO	SPA Estrella Galicia 0,0	HONDA	216.4	Free Practice Nr. 1
65 Philipp OETTL	GER Schedl GP Racing	KTM	216.4	Race
58 Juanfran GUEVARA	SPA RBA Racing Team	KTM	216.3	Race
76 Hiroki ONO	JPN Honda Team Asia	HONDA	216.3	Race
95 Jules DANILLO	FRA Ongetta-Rivacold	HONDA	216.2	Race
24 Tatsuki SUZUKI	JPN CIP-Unicom Starker	MAHINDRA	216.0	Free Practice Nr. 3
89 Khairul Idham PAWI	MAL Honda Team Asia	HONDA	215.8	Race
33 Enea BASTIANINI	ITA Gresini Racing Moto3	HONDA	215.6	Race
10 Alexis MASBOU	FRA Peugeot MC Saxoprint	PEUGEOT	215.4	Race
55 Andrea LOCATELLI	ITA Leopard Racing	KTM	215.4	Race
11 Livio LOI	BEL RW Racing GP BV	HONDA	215.3	Race
8 Nicolo BULEGA	ITA SKY Racing Team VR46	KTM	215.3	Qualifying
98 Karel HANIKA	CZE Platinum Bay Real Estate	MAHINDRA	215.0	Race
4 Fabio DI GIANNANTONIO	ITA Gresini Racing Moto3	HONDA	214.8	Race
23 Niccolò ANTONELLI	ITA Ongetta-Rivacold	HONDA	214.7	Free Practice Nr. 3
37 Davide PIZZOLI	ITA Proccercasa - 42 Motorsport	KTM	214.5	Race
44 Aron CANET	SPA Estrella Galicia 0,0	HONDA	214.5	Race
99 Enzo BOULOM	FRA Proccercasa - 42 Motorsport	KTM	214.4	Race
17 John MCPHEE	GBR Peugeot MC Saxoprint	PEUGEOT	214.4	Free Practice Nr. 1
12 Albert ARENAS	SPA MRW Mahindra Aspar Team	MAHINDRA	214.4	Free Practice Nr. 1
20 Fabio QUARTARARO	FRA Leopard Racing	KTM	214.3	Warm Up
88 Jorge MARTIN	SPA ASPAR Mahindra Team Moto3	MAHINDRA	214.0	Qualifying
64 Bo BENDSNEYDER	NED Red Bull KTM Ajo	KTM	213.5	Qualifying
3 Fabio SPIRANELLI	ITA CIP-Unicom Starker	MAHINDRA	213.2	Race
77 Lorenzo PETRARCA	ITA 3570 Team Italia	MAHINDRA	211.7	Free Practice Nr. 3
43 Stefano VALTULINI	ITA 3570 Team Italia	MAHINDRA	208.4	Free Practice Nr. 1

These data/results cannot be reproduced, stored and/or transmitted in whole or in part by any manner of electronic, mechanical, photocopying, recording, broadcasting or otherwise now known or herein after developed without the previous express consent by the copyright owner, except for reproduction in daily press and regular printed publications on sale to the public within 60 days of the event related to those data/results and always provided that copyright symbol appears together as follows below.

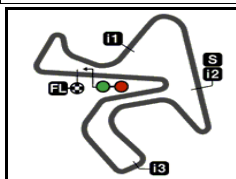
© DORNA, 2016

Official MotoGP Timing by TISSOT
www.motogp.com

Jerez de la Frontera, Sunday, April 24, 2016



Circuito de Jerez



4423 m.

Results and timing service provided by TISSOT

Moto3

GRAN PREMIO RED BULL DE ESPAÑA

Qualifying

Best Partial Times

IT Ideal Lap Time, sum of the best partial times

BT Best Lap Time

T1		T2		T3		T4				IT	BT	
Pos	Rider	Time	Rider	Time	Rider	Time	Rider	Time	Pos	Rider	IT	BT
1	B.BINDER	26.095	N.BULEGA	16.071	N.BULEGA	30.943	N.BULEGA	32.969	1	N.BULEGA	1'46.148	1'46.223 (1)
2	N.ANTONELLI	26.108	J.MARTIN	16.103	B.BINDER	30.963	E.BASTIANINI	32.998	2	B.BINDER	1'46.436	1'46.436 (2)
3	J.NAVARRO	26.144	J.MIR	16.140	J.NAVARRO	31.036	N.ANTONELLI	33.021	3	J.NAVARRO	1'46.470	1'46.678 (3)
4	N.BULEGA	26.165	R.FENATI	16.148	A.CANET	31.131	R.FENATI	33.094	4	N.ANTONELLI	1'46.494	1'46.705 (5)
5	J.GUEVARA	26.179	J.KORNFEIL	16.149	J.GUEVARA	31.131	F.BAGNAIA	33.118	5	F.BAGNAIA	1'46.680	1'46.680 (4)
6	E.BASTIANINI	26.188	J.NAVARRO	16.163	N.ANTONELLI	31.136	B.BINDER	33.125	6	E.BASTIANINI	1'46.727	1'46.827 (6)
7	F.BAGNAIA	26.202	A.MIGNO	16.166	F.BAGNAIA	31.146	J.NAVARRO	33.127	7	A.CANET	1'46.844	1'47.154 (11)
8	F.QUARTARARO	26.226	A.CANET	16.193	E.BASTIANINI	31.177	P.OETTL	33.129	8	J.MIR	1'46.887	1'46.962 (7)
9	A.ARENAS	26.245	H.ONO	16.204	F.QUARTARARO	31.191	J.MIR	33.141	9	R.FENATI	1'46.892	1'47.072 (9)
10	J.MIR	26.256	F.BAGNAIA	16.214	J.MARTIN	31.230	A.CANET	33.183	10	J.GUEVARA	1'46.967	1'46.967 (8)
11	G.RODRIGO	26.296	N.ANTONELLI	16.229	R.FENATI	31.236	J.DANILO	33.223	11	F.QUARTARARO	1'47.005	1'47.271 (12)
12	J.DANILO	26.310	T.SUZUKI	16.241	J.KORNFEIL	31.243	F.DI GIANNANTO	33.255	12	J.KORNFEIL	1'47.016	1'47.131 (10)
13	T.SUZUKI	26.315	A.ARENAS	16.243	A.ARENAS	31.286	J.KORNFEIL	33.288	13	J.MARTIN	1'47.049	1'47.281 (14)
14	P.OETTL	26.319	J.DANILO	16.245	F.DI GIANNANTO	31.293	J.GUEVARA	33.290	14	A.ARENAS	1'47.119	1'47.361 (16)
15	K.HANIKA	26.320	B.BINDER	16.253	P.OETTL	31.299	F.QUARTARARO	33.314	15	P.OETTL	1'47.146	1'47.276 (13)
16	J.KORNFEIL	26.336	F.DI GIANNANTO	16.259	L.LOI	31.321	A.MIGNO	33.316	16	J.DANILO	1'47.158	1'47.325 (15)
17	A.CANET	26.337	F.QUARTARARO	16.274	B.BENDSNEYDE	31.336	J.MARTIN	33.331	17	F.DI GIANNANTO	1'47.194	1'47.734 (22)
18	L.LOI	26.349	K.PAWI	16.289	T.SUZUKI	31.340	A.ARENAS	33.345	18	T.SUZUKI	1'47.373	1'47.654 (21)
19	J.MARTIN	26.385	J.MCPHEE	16.297	J.MIR	31.350	K.HANIKA	33.357	19	A.MIGNO	1'47.397	1'47.397 (17)
20	F.DI GIANNANTO	26.387	G.RODRIGO	16.322	K.HANIKA	31.373	K.PAWI	33.367	20	K.HANIKA	1'47.410	1'47.830 (26)
21	K.PAWI	26.397	A.MASBOU	16.330	J.DANILO	31.380	D.PIZZOLI	33.386	21	G.RODRIGO	1'47.453	1'47.736 (23)
22	B.BENDSNEYDE	26.403	L.LOI	16.331	J.MCPHEE	31.399	G.RODRIGO	33.390	22	K.PAWI	1'47.480	1'47.740 (24)
23	R.FENATI	26.414	D.PIZZOLI	16.337	D.PIZZOLI	31.413	H.ONO	33.411	23	H.ONO	1'47.497	1'47.580 (19)
24	A.MASBOU	26.418	A.NORRODIN	16.341	A.LOCATELLI	31.415	B.BENDSNEYDE	33.417	24	B.BENDSNEYDE	1'47.528	1'47.528 (18)

These data/results cannot be reproduced, stored and/or transmitted in whole or in part by any manner of electronic, mechanical, photocopying, recording, broadcasting or otherwise now known or herein after developed without the previous express consent by the copyright owner, except for reproduction in daily press and regular printed publications on sale to the public within 60 days of the event related to those data/results and always provided that copyright symbol appears together as follows below.


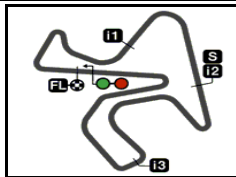
© DORNA, 2016

Official MotoGP Timing by TISSOT
www.motogp.com

motoE3



Circuito de Jerez

Results and timing service provided by  TISSOT

4423 m.

GRAN PREMIO RED BULL DE ESPAÑA

Qualifying

Best Partial Times

Moto3

IT Ideal Lap Time, sum of the best partial times*BT* Best Lap Time

<i>T1</i>			<i>T2</i>			<i>T3</i>			<i>T4</i>				
<i>Pos</i>	<i>Rider</i>	<i>Time</i>	<i>Rider</i>	<i>Time</i>	<i>Rider</i>	<i>Time</i>	<i>Rider</i>	<i>Time</i>	<i>Pos</i>	<i>Rider</i>	<i>IT</i>	<i>BT</i>	
25	J.MCPHEE	26.425	K.HANIKA	16.360	H.ONO	31.415	A.LOCATELLI	33.437	25	L.LOI	1'47.531	1'47.618	(20)
26	A.MIGNO	26.432	E.BASTIANINI	16.364	K.PAWI	31.427	T.SUZUKI	33.477	26	D.PIZZOLI	1'47.601	1'48.090	(29)
27	D.PIZZOLI	26.465	J.GUEVARA	16.367	G.RODRIGO	31.445	L.LOI	33.530	27	J.MCPHEE	1'47.660	1'47.746	(25)
28	H.ONO	26.467	B.BENDSNEYDE	16.372	D.BINDER	31.479	J.MCPHEE	33.539	28	A.LOCATELLI	1'47.759	1'47.978	(27)
29	A.LOCATELLI	26.474	M.HERRERA	16.373	A.MIGNO	31.483	A.NORRODIN	33.564	29	A.MASBOU	1'48.011	1'48.431	(30)
30	A.NORRODIN	26.510	P.OETTL	16.399	M.HERRERA	31.536	L.PETRARCA	33.567	30	A.NORRODIN	1'48.015	1'48.025	(28)
31	D.BINDER	26.525	L.PETRARCA	16.427	A.MASBOU	31.537	A.MASBOU	33.726	31	D.BINDER	1'48.291	1'48.499	(31)
32	M.HERRERA	26.564	A.LOCATELLI	16.433	A.NORRODIN	31.600	D.BINDER	33.816	32	L.PETRARCA	1'48.527	1'48.595	(32)
33	F.SPIRANELLI	26.773	D.BINDER	16.471	L.PETRARCA	31.703	F.SPIRANELLI	34.031	33	M.HERRERA	1'48.617	1'49.245	(33)
34	L.PETRARCA	26.830	F.SPIRANELLI	16.565	F.SPIRANELLI	31.830	M.HERRERA	34.144	34	F.SPIRANELLI	1'49.199	1'49.580	(34)
35	E.BOULOM	26.861	E.BOULOM	16.610	E.BOULOM	32.035	E.BOULOM	34.192	35	E.BOULOM	1'49.698	1'49.821	(35)

These data/results cannot be reproduced, stored and/or transmitted in whole or in part by any manner of electronic, mechanical, photocopying, recording, broadcasting or otherwise now known or herein after developed without the previous express consent by the copyright owner, except for reproduction in daily press and regular printed publications on sale to the public within 60 days of the event related to those data/results and always provided that copyright symbol appears together as follows below.

© DORNA, 2016


Official MotoGP Timing by TISSOT

www.motogp.com

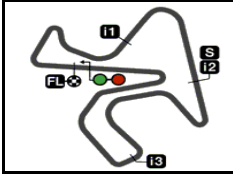
motoEJ



Circuito de Jerez

Results and timing service provided by 

Moto3




4423 m.

GRAN PREMIO RED BULL DE ESPAÑA

Qualifying

Fastest Laps Sequence

<i>Practice Time</i>	 <i>Rider</i>	<i>Nation</i>	<i>Motorcycle</i>	<i>Time</i>	<i>Km/h</i>	<i>Rider's Lap</i>
4'40.509	65 Philipp OETTL	GER	KTM	1'49.338	145.6	2
4'40.701	37 Davide PIZZOLI	ITA	KTM	1'49.140	145.8	2
5'01.373	23 Niccolò ANTONELLI	ITA	HONDA	1'48.873	146.2	2
5'02.286	21 Francesco BAGNAIA	ITA	MAHINDRA	1'47.440	148.2	2
5'43.843	33 Enea BASTIANINI	ITA	HONDA	1'47.348	148.3	2
7'30.870	33 Enea BASTIANINI	ITA	HONDA	1'47.027	148.7	3
7'38.325	9 Jorge NAVARRO	SPA	HONDA	1'47.001	148.8	3
21'24.772	9 Jorge NAVARRO	SPA	HONDA	1'46.678	149.2	8
21'31.525	8 Nicolo BULEGA	ITA	KTM	1'46.223	149.8	7

These data/results cannot be reproduced, stored and/or transmitted in whole or in part by any manner of electronic, mechanical, photocopying, recording, broadcasting or otherwise now known or herein after developed without the previous express consent by the copyright owner, except for reproduction in daily press and regular printed publications on sale to the public within 60 days of the event related to those data/results and always provided that copyright symbol appears together as follows below.

© DORNA, 2016

Official MotoGP Timing by TISSOT
www.motogp.com

Jerez de la Frontera, Saturday, April 23, 2016



