


5077 m.

GRAN PREMIO MOVISTAR DE ARAGÓN

Race

Classification after 23 laps = 116.771 km

29

Pos		Rider	Nation	Team	Motorcycle	Total Time	Km/h	Gap
1	25	93 Marc MARQUEZ	SPA	Repsol Honda Team	HONDA	42'06.816	166.3	
2	20	26 Dani PEDROSA	SPA	Repsol Honda Team	HONDA	42'07.695	166.3	0.879
3	16	99 Jorge LORENZO	SPA	Ducati Team	DUCATI	42'08.844	166.2	2.028
4	13	25 Maverick VIÑALES	SPA	Movistar Yamaha MotoGP	YAMAHA	42'12.072	166.0	5.256
5	11	46 Valentino ROSSI	ITA	Movistar Yamaha MotoGP	YAMAHA	42'12.698	165.9	5.882
6	10	41 Aleix ESPARGARO	SPA	Aprilia Racing Team Gresini	APRILIA	42'13.778	165.9	6.962
7	9	4 Andrea DOVIZIOSO	ITA	Ducati Team	DUCATI	42'14.271	165.8	7.455
8	8	19 Alvaro BAUTISTA	SPA	Pull&Bear Aspar Team	DUCATI	42'14.726	165.8	7.910
9	7	5 Johann ZARCO	FRA	Monster Yamaha Tech 3	YAMAHA	42'19.818	165.5	13.002
10	6	44 Pol ESPARGARO	SPA	Red Bull KTM Factory Racing	KTM	42'20.891	165.4	14.075
11	5	36 Mika KALLIO	FIN	Red Bull KTM Factory Racing	KTM	42'24.008	165.2	17.192
12	4	29 Andrea IANNONE	ITA	Team SUZUKI ECSTAR	SUZUKI	42'27.448	165.0	20.632
13	3	43 Jack MILLER	AUS	EG 0,0 Marc VDS	HONDA	42'30.702	164.8	23.886
14	2	45 Scott REDDING	GBR	OCTO Pramac Racing	DUCATI	42'32.339	164.7	25.523
15	1	53 Tito RABAT	SPA	EG 0,0 Marc VDS	HONDA	42'32.898	164.6	26.082
16		94 Jonas FOLGER	GER	Monster Yamaha Tech 3	YAMAHA	42'37.118	164.3	30.302
17		42 Alex RINS	SPA	Team SUZUKI ECSTAR	SUZUKI	42'38.690	164.2	31.874
18		8 Hector BARBERA	SPA	Reale Avintia Racing	DUCATI	42'38.764	164.2	31.948
19		38 Bradley SMITH	GBR	Red Bull KTM Factory Racing	KTM	42'43.112	164.0	36.296
20		9 Danilo PETRUCCI	ITA	OCTO Pramac Racing	DUCATI	42'44.658	163.9	37.842
21		76 Loris BAZ	FRA	Reale Avintia Racing	DUCATI	42'54.415	163.2	47.599
22		22 Sam LOWES	GBR	Aprilia Racing Team Gresini	APRILIA	42'54.463	163.2	47.647
Not Classified								
		35 Cal CRUTCHLOW	GBR	LCR Honda	HONDA	29'26.285	165.5	7 laps
		17 Karel ABRAHAM	CZE	Pull&Bear Aspar Team	DUCATI	19'25.442	156.8	13 laps

Race condition: Dry

Air: 27°
Humidity: 44%
Ground: 40°

Pole Position:		Maverick VIÑALES	1'47.635	169.8 Km/h
Fastest Lap:	Lap 19	Dani PEDROSA	1'49.140	167.4 Km/h
Circuit Record Lap:	2015	Jorge LORENZO	1'48.120	169.0 Km/h
Circuit Best Lap:	2015	Marc MARQUEZ	1'46.635	171.4 Km/h

13:45'00

13:58'00

14:00'51

14:03'04

14:11'15 Karel ABRAHAM

14:11'48 Karel ABRAHAM

14:20'17 Karel ABRAHAM

14:31'56 Cal CRUTCHLOW

SIGHTING LAP START

WARM UP LAP START

RACE START

No jump start

crashed out - Rider OK

re-joined race

entered pits and retired

crashed out - Rider OK

The results are provisional until the end of the limit for protest and appeals.

Time limit for protest expires 30' after publication of the results - Time:

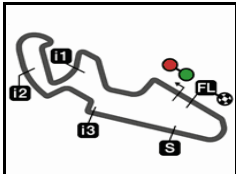
These data/results cannot be reproduced, stored and/or transmitted in whole or in part by any manner of electronic, mechanical, photocopying, recording, broadcasting or otherwise now known or herein after developed without the previous express consent by the copyright owner, except for reproduction in daily press and regular printed publications on sale to the public within 60 days of the event related to those data/results and always provided that copyright symbol appears together as follows below.

© DORNA, 2017

Official MotoGP Timing by TISSOT
www.motogp.com

Alcañiz, Sunday, September 24, 2017





5077 m.

GRAN PREMIO MOVISTAR DE ARAGÓN

MotoGP™

30

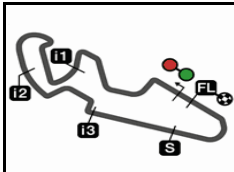
World Championship Classification

Rider	Nation	Points	Leader	Previous	QAT	ARG	AME	SPA	FRA	ITA	CAT	NED	GER	CZE	AUT	GBR	RSM	ARA	JPN	AUS	MAL	VAL	
1 MARQUEZ Marc	SPA	224			13	-	25	20	-	10	20	16	25	25	20	-	25	25					
2 DOVIZIOSO Andrea	ITA	208	16	16	20	-	10	11	13	25	25	11	8	10	25	25	16	9					
3 VIÑALES Maverick	SPA	196	28	12	25	25	-	10	25	20	6	-	13	16	10	20	13	13					
4 PEDROSA Dani	SPA	170	54	26	11	-	16	25	16	-	16	3	16	20	16	9	2	20					
5 ROSSI Valentino	ITA	168	56	2	16	20	20	6	-	13	8	25	11	13	9	16	-	11					
6 ZARCO Johann	FRA	117	107	51	-	11	11	13	20	9	11	2	7	4	11	10	1	7					
7 LORENZO Jorge	SPA	106	118	11	5	-	7	16	10	8	13	1	5	1	13	11	-	16					
8 PETRUCCI Danilo	ITA	95	129	11	-	9	8	9	-	16	-	20	4	9	-	-	20	0					
9 CRUTCHLOW Cal	GBR	92	132	3	-	16	13	-	11	-	5	13	6	11	1	13	3	-					
10 FOLGER Jonas	GER	84	140	8	6	10	5	8	9	3	10	-	20	6	-	-	7	0					
11 BAUTISTA Alvaro	SPA	70	154	14	-	13	1	-	-	11	9	-	10	-	8	6	4	8					
12 MILLER Jack	AUS	56	168	14	8	7	6	-	8	1	-	10	1	2	-	0	10	3					
13 REDDING Scott	GBR	56	168	0	9	8	4	5	-	4	3	-	0	0	4	8	9	2					
14 ESPARGARO Aleix	SPA	53	171	3	10	-	0	7	-	-	-	6	9	8	3	-	-	10					
15 BAZ Loris	FRA	39	185	14	4	5	-	3	7	0	4	8	0	-	7	1	0	0					
16 IANNONE Andrea	ITA	37	187	2	-	0	9	-	6	6	0	7	-	0	5	-	-	4					
17 ESPARGARO Pol	SPA	37	187	0	0	2	-	-	4	-	0	5	3	7	-	5	5	6					
18 ABRAHAM Karel	CZE	28	196	9	2	6	-	1	-	0	2	9	0	3	2	3	0	-					
19 RABAT Tito	SPA	28	196	0	1	4	3	-	5	5	1	4	0	0	0	4	-	1					
20 RINS Alex	SPA	27	197	1	7	-	-	-	-	-	-	0	0	5	0	7	8	0					
21 BARBERA Hector	SPA	23	201	4	3	3	2	4	-	2	7	0	-	0	0	2	-	0					
22 PIRRO Michele	ITA	18	206	5	-	-	-	-	-	7	-	-	-	-	-	-	11	-					
23 SMITH Bradley	GBR	14	210	4	0	1	0	2	3	0	-	-	2	-	0	0	6	0					
24 KALLIO Mika	FIN	11	213	3	-	-	-	-	-	-	-	-	0	-	6	-	-	5					
25 LOWES Sam	GBR	2	222	9	0	-	-	0	2	0	0	-	-	0	0	-	-	0					
26 GUINTOLI Sylvain	FRA	1	223	1	-	-	-	-	1	0	0	-	-	-	-	-	-	-					
27 TSUDA Takuya	JPN	0	224	1	-	-	-	0	-	-	-	-	-	-	-	-	-	-					

These data/results cannot be reproduced, stored and/or transmitted in whole or in part by any manner of electronic, mechanical, photocopying, recording, broadcasting or otherwise now known or herein after developed without the previous express consent by the copyright owner, except for reproduction in daily press and regular printed publications on sale to the public within 60 days of the event related to those data/results and always provided that copyright symbol appears together as follows below.
© DORNA, 2017

Official MotoGP Timing by TISSOT
www.motogp.com





5077 m.

GRAN PREMIO MOVISTAR DE ARAGÓN

MotoGP™

30

World Championship Classification

Constructor	Points	Leader Previous	QAT	ARG	AME	SPA	FRA	ITA	CAT	NED	GER	CZE	AUT	GBR	RSM	ARA	JPN	AUS	MAL	VAL
1 HONDA	274		13	16	25	25	16	10	20	16	25	25	20	13	25	25				
2 YAMAHA	257	17	17	25	25	20	13	25	20	11	25	20	16	11	20	13	13			
3 DUCATI	248	26	9	20	13	10	16	13	25	25	20	10	10	25	25	20	16			
4 SUZUKI	64	210	184	7	-	9	-	6	6	-	7	-	5	5	7	8	4			
5 APRILIA	55	219	9	10	-	-	7	2	-	-	6	9	8	3	-	-	10			
6 KTM	46	228	9	-	2	-	2	4	-	-	5	3	7	6	5	6	6			

Team	Points	Leader Previous	QAT	ARG	AME	SPA	FRA	ITA	CAT	NED	GER	CZE	AUT	GBR	RSM	ARA	JPN	AUS	MAL	VAL
1 REPSOL HONDA TEAM	394		24	-	41	45	16	10	36	19	41	45	36	9	27	45				
2 MOVISTAR YAMAHA MOTOGP	364	30	30	41	45	20	16	25	33	14	25	24	29	19	36	13	24			
3 DUCATI TEAM	314	80	50	25	-	17	27	23	33	38	12	13	11	38	36	16	25			
4 MONSTER YAMAHA TECH 3	201	193	113	6	21	16	21	29	12	21	2	27	10	11	10	8	7			
5 OCTO PRAMAC RACING	151	243	50	9	17	12	14	-	20	3	20	4	9	4	8	29	2			
6 PULL&BEAR ASPAR TEAM	98	296	53	2	19	1	1	-	11	11	9	10	3	10	9	4	8			
7 LCR HONDA	92	302	6	-	16	13	-	11	-	5	13	6	11	1	13	3	-			
8 EG 0,0 MARC VDS	84	310	8	9	11	9	-	13	6	1	14	1	2	-	4	10	4			
9 TEAM SUZUKI ECSTAR	65	329	19	7	-	9	-	7	6	-	7	-	5	5	7	8	4			
10 REALE AVINTIA RACING	62	332	3	7	8	2	7	7	2	11	8	-	-	7	3	-	-			
11 APRILIA RACING TEAM GRESI	55	339	7	10	-	-	7	2	-	-	6	9	8	3	-	-	10			
12 RED BULL KTM FACTORY RA	51	343	4	-	3	-	2	7	-	-	5	5	7	-	5	11	6			

These data/results cannot be reproduced, stored and/or transmitted in whole or in part by any manner of electronic, mechanical, photocopying, recording, broadcasting or otherwise now known or herein after developed without the previous express consent by the copyright owner, except for reproduction in daily press and regular printed publications on sale to the public within 60 days of the event related to those data/results and always provided that copyright symbol appears together as follows below.

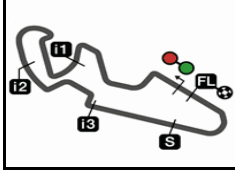
© DORNA, 2017

Official MotoGP Timing by TISSOT
www.motogp.com

Alcañiz, Sunday, September 24, 2017

Page 2 of 2





5077 m.

GRAN PREMIO MOVISTAR DE ARAGÓN

Race

Lap Chart

31

Pos	1	2	3	4	5	6	7	8	9	10	11	12	13	14	15	16	17	18	19	20	21	22	23	24
Grid	25	99	46	35	93	26	4	41	19	29	5	36	43	44	17	9	76	94	8	42	53	45	38	22

	1	99	46	4	93	25	26	35	36	41	29	19	44	5	43	9	17	76	45	38	53	42	94	8	22
	2	99	46	4	93	25	26	35	41	36	19	29	5	44	43	9	17	38	76	53	45	42	94	22	8
	3	99	46	4	93	25	26	35	41	36	19	5	29	44	17	43	9	38	76	53	45	42	94	8	22
	4	99	46	4	93	25	26	35	41	36	19	5	29	44	17	43	9	38	76	45	53	42	94	8	22
	5	99	46	4	93	25	26	35	41	19	36	5	29	44	17	43	9	38	45	53	76	42	94	8	22
	6	99	46	93	4	25	26	35	41	19	36	5	29	44	43	9	38	45	53	42	76	94	8	22	17
	7	99	46	93	4	25	26	35	41	19	36	5	29	44	43	9	45	38	53	42	94	76	8	22	17
	8	99	46	93	4	25	26	35	41	19	36	5	44	29	43	45	9	38	53	42	94	76	8	22	17
	9	99	46	4	93	25	26	35	41	19	36	5	44	29	43	45	9	53	38	42	94	8	76	22	17
	10	99	46	93	4	25	26	35	41	19	36	5	44	29	43	45	9	53	38	42	94	8	76	22	17
L	11	99	46	93	4	25	26	41	19	36	5	35	44	29	43	45	9	53	38	42	94	8	76	22	
a	12	99	93	46	4	25	26	41	19	36	5	35	44	29	43	45	53	9	42	38	94	8	76	22	
P	13	99	93	46	4	26	25	41	19	36	5	35	44	29	43	45	53	9	42	38	94	8	76	22	
S	14	99	93	46	4	26	25	41	19	5	36	35	44	29	43	45	53	9	42	38	94	8	76	22	
	15	99	93	46	26	4	25	41	19	5	35	36	44	29	43	45	53	9	42	38	94	8	76	22	
	16	93	99	26	46	4	25	41	19	5	35	36	44	29	43	53	45	42	9	38	94	8	22	76	
	17	93	99	26	46	4	25	41	19	5	44	36	29	43	53	45	42	9	38	94	8	22	76		
	18	93	99	26	46	25	4	41	19	5	44	36	29	43	53	45	42	9	94	8	38	22	76		
	19	93	99	26	46	25	4	19	41	5	44	36	29	43	53	45	42	94	8	9	38	76	22		
	20	93	99	26	46	25	41	4	19	5	44	36	29	43	53	45	42	94	8	9	38	76	22		
	21	93	26	99	25	46	41	4	19	5	44	36	29	43	53	45	94	42	8	9	38	76	22		
	22	93	26	99	25	46	41	4	19	5	44	36	29	43	53	45	94	42	8	9	38	76	22		
	23	93	26	99	25	46	41	4	19	5	44	36	29	43	45	53	94	42	8	38	9	76	22		



Winner



Lapped rider

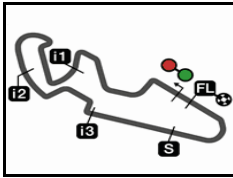
These data/results cannot be reproduced, stored and/or transmitted in whole or in part by any manner of electronic, mechanical, photocopying, recording, broadcasting or otherwise now known or herein after developed without the previous express consent by the copyright owner, except for reproduction in daily press and regular printed publications on sale to the public within 60 days of the event related to those data/results and always provided that copyright symbol appears together as follows below.

© DORNA, 2017

Official MotoGP Timing by TISSOT
www.motogp.com

Alcañiz, Sunday, September 24, 2017






5077 m.

GRAN PREMIO MOVISTAR DE ARAGÓN

Race

Fastest Lap of Each Rider

32

	Rider	Nation	Team	Motorcycle	Time	Lap Total	Gap
1	26 Dani PEDROSA	SPA	Repsol Honda Team	HONDA	1'49.140	19 23	
2	93 Marc MARQUEZ	SPA	Repsol Honda Team	HONDA	1'49.234	3 23	0.094 0.094
3	4 Andrea DOVIZIOSO	ITA	Ducati Team	DUCATI	1'49.251	3 23	0.111 0.017
4	46 Valentino ROSSI	ITA	Movistar Yamaha MotoGP	YAMAHA	1'49.334	2 23	0.194 0.083
5	41 Aleix ESPARGARO	SPA	Aprilia Racing Team Gresini	APRILIA	1'49.492	8 23	0.352 0.158
6	19 Alvaro BAUTISTA	SPA	Pull&Bear Aspar Team	DUCATI	1'49.547	9 23	0.407 0.055
7	99 Jorge LORENZO	SPA	Ducati Team	DUCATI	1'49.564	2 23	0.424 0.017
8	35 Cal CRUTCHLOW	GBR	LCR Honda	HONDA	1'49.568	5 16	0.428 0.004
9	5 Johann ZARCO	FRA	Monster Yamaha Tech 3	YAMAHA	1'49.610	3 23	0.470 0.042
10	25 Maverick VIÑALES	SPA	Movistar Yamaha MotoGP	YAMAHA	1'49.673	5 23	0.533 0.063
11	29 Andrea IANNONE	ITA	Team SUZUKI ECSTAR	SUZUKI	1'49.739	6 23	0.599 0.066
12	36 Mika KALLIO	FIN	Red Bull KTM Factory Racing	KTM	1'49.771	9 23	0.631 0.032
13	17 Karel ABRAHAM	CZE	Pull&Bear Aspar Team	DUCATI	1'49.810	3 10	0.670 0.039
14	44 Pol ESPARGARO	SPA	Red Bull KTM Factory Racing	KTM	1'49.919	7 23	0.779 0.109
15	45 Scott REDDING	GBR	OCTO Pramac Racing	DUCATI	1'49.993	9 23	0.853 0.074
16	53 Tito RABAT	SPA	EG 0,0 Marc VDS	HONDA	1'50.145	6 23	1.005 0.152
17	43 Jack MILLER	AUS	EG 0,0 Marc VDS	HONDA	1'50.149	8 23	1.009 0.004
18	42 Alex RINS	SPA	Team SUZUKI ECSTAR	SUZUKI	1'50.258	8 23	1.118 0.109
19	38 Bradley SMITH	GBR	Red Bull KTM Factory Racing	KTM	1'50.296	3 23	1.156 0.038
20	9 Danilo PETRUCCI	ITA	OCTO Pramac Racing	DUCATI	1'50.424	9 23	1.284 0.128
21	8 Hector BARBERA	SPA	Reale Avintia Racing	DUCATI	1'50.479	11 23	1.339 0.055
22	94 Jonas FOLGER	GER	Monster Yamaha Tech 3	YAMAHA	1'50.616	10 23	1.476 0.137
23	76 Loris BAZ	FRA	Reale Avintia Racing	DUCATI	1'50.668	3 23	1.528 0.052
24	22 Sam LOWES	GBR	Aprilia Racing Team Gresini	APRILIA	1'51.065	4 23	1.925 0.397

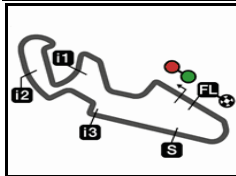
These data/results cannot be reproduced, stored and/or transmitted in whole or in part by any manner of electronic, mechanical, photocopying, recording, broadcasting or otherwise now known or herein after developed without the previous express consent by the copyright owner, except for reproduction in daily press and regular printed publications on sale to the public within 60 days of the event related to those data/results and always provided that copyright symbol appears together as follows below.

© DORNA, 2017

Official MotoGP Timing by TISSOT
www.motogp.com

Alcañiz, Sunday, September 24, 2017





5077 m.

GRAN PREMIO MOVISTAR DE ARAGÓN

After the Race

Event Best Maximum Speed

33



Rider	Nation Team	Motorcycle	Km/h
19 Alvaro BAUTISTA	SPA Pull&Bear Aspar Team	DUCATI	343.4 Race
8 Hector BARBERA	SPA Reale Avintia Racing	DUCATI	340.8 Race
44 Pol ESPARGARO	SPA Red Bull KTM Factory Racing	KTM	340.5 Race
17 Karel ABRAHAM	CZE Pull&Bear Aspar Team	DUCATI	340.3 Race
4 Andrea DOVIZIOSO	ITA Ducati Team	DUCATI	339.5 Race
41 Aleix ESPARGARO	SPA Aprilia Racing Team Gresini	APRILIA	338.1 Race
26 Dani PEDROSA	SPA Repsol Honda Team	HONDA	337.9 Race
9 Danilo PETRUCCI	ITA OCTO Pramac Racing	DUCATI	337.9 Race
36 Mika KALLIO	FIN Red Bull KTM Factory Racing	KTM	337.8 Race
93 Marc MARQUEZ	SPA Repsol Honda Team	HONDA	336.5 Race
25 Maverick VIÑALES	SPA Movistar Yamaha MotoGP	YAMAHA	336.3 Race
38 Bradley SMITH	GBR Red Bull KTM Factory Racing	KTM	336.3 Race
45 Scott REDDING	GBR OCTO Pramac Racing	DUCATI	336.2 Race
99 Jorge LORENZO	SPA Ducati Team	DUCATI	336.0 Race
53 Tito RABAT	SPA EG 0,0 Marc VDS	HONDA	335.8 Race
5 Johann ZARCO	FRA Monster Yamaha Tech 3	YAMAHA	335.7 Race
35 Cal CRUTCHLOW	GBR LCR Honda	HONDA	335.5 Race
43 Jack MILLER	AUS EG 0,0 Marc VDS	HONDA	334.6 Race
94 Jonas FOLGER	GER Monster Yamaha Tech 3	YAMAHA	334.4 Race
76 Loris BAZ	FRA Reale Avintia Racing	DUCATI	334.3 Race
22 Sam LOWES	GBR Aprilia Racing Team Gresini	APRILIA	334.1 Race
46 Valentino ROSSI	ITA Movistar Yamaha MotoGP	YAMAHA	333.4 Race
42 Alex RINS	SPA Team SUZUKI ECSTAR	SUZUKI	333.4 Race
29 Andrea IANNONE	ITA Team SUZUKI ECSTAR	SUZUKI	332.5 Race

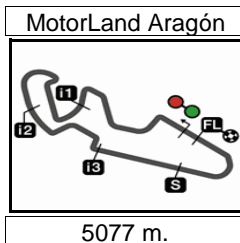
These data/results cannot be reproduced, stored and/or transmitted in whole or in part by any manner of electronic, mechanical, photocopying, recording, broadcasting or otherwise now known or herein after developed without the previous express consent by the copyright owner, except for reproduction in daily press and regular printed publications on sale to the public within 60 days of the event related to those data/results and always provided that copyright symbol appears together as follows below.

© DORNA, 2017

Official MotoGP Timing by TISSOT
www.motogp.com



Alcañiz, Sunday, September 24, 2017



Results and timing service provided by **TISSOT**

MotoGP™

GRAN PREMIO MOVISTAR DE ARAGÓN

Race

Chronological Analysis of Performances

34

* Lap / Sector time cancelled T1 Time from finish line to 1st intermediate T3 Time from 2nd intermed. to 3rd intermed.
P Crossing the finish line in pit lane T2 Time from 1st intermed. to 2nd intermed. T4 Time from 3rd intermediate to finish line

Lap	Lap Time	T1	T2	T3	T4	Speed	Lap	Lap Time	T1	T2	T3	T4	Speed
1st 93 Marc MARQUEZ Repsol Honda Team SPA							16	1'49.878	31.730	31.059	21.495	25.594	329.9
Runs=1 Total laps=23 Full laps=22							17	1'49.785	31.499	31.101	21.413	25.772	331.5
Run # 1 Front Tyre Slick-Hard Rear Tyre Slick-Hard							18	1'49.386	31.423	30.982	21.344	25.637	334.7
1	1'52.885	34.568	31.230	21.567	25.520	335.7	19	1'49.140	31.332	30.953	21.253	25.602	334.6
2	1'49.703	31.717	31.074	21.331	25.581	332.2	20	1'49.705	31.498	31.065	21.471	25.671	336.8
3	1'49.234	31.544	30.803	21.319	25.568	334.3	21	1'49.885	31.549	31.191	21.503	25.642	333.2
4	1'49.419	31.474	30.906	21.437	25.602	332.9	22	1'49.633	31.555	31.051	21.321	25.706	331.6
5	1'49.802	31.655	31.026	21.476	25.645	326.8	23	1'49.739	31.510	31.119	21.384	25.726	331.5
6	1'49.792	31.627	31.019	21.551	25.595	333.4	3rd 99 Jorge LORENZO Ducati Team SPA						
7	1'49.928	31.457	31.022	21.554	25.895	331.6	Runs=1 Total laps=23 Full laps=22						
8	1'49.610	31.566	31.103	21.357	25.584	331.7	Run # 1 Front Tyre Slick-Medium Rear Tyre Slick-Soft						
9	1'50.598	31.645	31.050	22.235	25.668	334.7	1	1'51.530	33.333	31.142	21.347	25.708	326.8
10	1'49.562	31.612	30.904	21.441	25.605	336.5	2	1'49.564	31.449	31.023	21.389	25.703	329.5
11	1'49.935	31.642	31.121	21.459	25.713	331.6	3	1'49.648	31.567	31.022	21.287	25.772	328.4
12	1'49.390	31.420	30.891	21.450	25.629	334.6	4	1'49.666	31.508	31.046	21.433	25.679	328.7
13	1'49.493	31.515	30.955	21.303	25.720	329.7	5	1'49.859	31.619	31.071	21.428	25.741	328.5
14	1'49.619	31.536	30.843	21.546	25.694	332.0	6	1'49.907	31.633	31.140	21.379	25.755	329.3
15	1'49.731	31.570	30.997	21.426	25.738	328.3	7	1'50.043	31.655	31.143	21.544	25.701	328.2
16	1'50.068	31.558	30.957	21.590	25.963	326.8	8	1'49.799	31.583	31.095	21.438	25.683	328.6
17	1'49.722	31.516	31.056	21.319	25.831	327.6	9	1'49.935	31.696	31.126	21.403	25.710	330.1
18	1'49.821	31.603	31.065	21.302	25.851	328.9	10	1'49.713	31.543	31.058	21.297	25.815	329.7
19	1'49.526	31.516	30.951	21.257	25.802	328.3	11	1'49.762	31.491	31.059	21.456	25.756	330.0
20	1'49.669	31.570	30.943	21.359	25.797	328.5	12	1'49.712	31.452	31.031	21.461	25.768	328.5
21	1'49.685	31.580	31.092	21.197	25.816	329.2	13	1'49.706	31.497	31.001	21.500	25.708	328.6
22	1'49.650	31.562	30.929	21.241	25.918	327.4	14	1'49.919	31.567	31.098	21.496	25.758	328.8
23	1'49.974	31.639	30.985	21.451	25.899	327.0	15	1'49.864	31.527	31.022	21.434	25.881	328.6
2nd 26 Dani PEDROSA Repsol Honda Team SPA							16	1'50.249	31.471	31.076	21.877	25.825	333.2
Runs=1 Total laps=23 Full laps=22							17	1'50.294	31.799	31.192	21.528	25.775	330.0
Run # 1 Front Tyre Slick-Medium Rear Tyre Slick-Medium							18	1'49.774	31.606	30.962	21.462	25.744	334.1
1	1'53.696	34.782	31.540	21.703	25.671	334.1	19	1'49.621	31.494	31.015	21.267	25.845	330.2
2	1'50.217	31.723	31.238	21.456	25.800	335.1	20	1'49.829	31.524	31.050	21.445	25.810	332.1
3	1'49.854	31.764	31.034	21.346	25.710	336.9	21	1'50.330	31.519	31.208	21.774	25.829	336.0
4	1'49.825	31.802	31.007	21.441	25.575	335.4	22	1'50.080	31.747	31.080	21.335	25.918	330.7
5	1'49.725	31.670	30.969	21.329	25.757	333.1	23	1'50.040	31.632	31.096	21.344	25.968	332.7
6	1'49.877	31.592	31.070	21.474	25.741	335.5	4th 25 Maverick VIÑALES Movistar Yamaha Mot SPA						
7	1'49.716	31.685	31.054	21.322	25.655	337.9	Runs=1 Total laps=23 Full laps=22						
8	1'49.645	31.592	31.057	21.358	25.638	335.2	Run # 1 Front Tyre Slick-Medium Rear Tyre Slick-Hard						
9	1'49.942	31.628	31.208	21.409	25.697	337.8	1	1'52.971	33.784	31.435	21.772	25.980	331.8
10	1'49.934	31.648	31.203	21.421	25.662	337.3	2	1'50.439	31.919	31.173	21.506	25.841	332.0
11	1'49.644	31.511	30.982	21.460	25.691	337.9	3	1'50.322	31.731	31.201	21.537	25.853	331.5
12	1'49.747	31.559	31.156	21.399	25.633	337.5	4	1'49.689	31.497	31.136	21.300	25.756	331.0
13	1'49.508	31.550	30.938	21.319	25.701	333.0	5	1'49.673	31.446	31.055	21.368	25.804	329.9
14	1'49.334	31.427	30.953	21.282	25.672	336.0	6	1'49.873	31.493	31.168	21.344	25.868	331.2
15	1'49.880	31.609	31.121	21.541	25.609	329.6	7	1'49.800	31.451	31.132	21.450	25.767	332.4

Fastest Lap: Marc MARQUEZ Repsol Honda Team SPA **1'49.234** 31.544 30.803 21.319 25.568

These data/results cannot be reproduced, stored and/or transmitted in whole or in part by any manner of electronic, mechanical, photocopying, recording, broadcasting or otherwise now known or herein after developed without the previous express consent by the copyright owner, except for reproduction in daily press and regular printed publications on sale to the public within 60 days of the event related to those data/results and always provided that copyright symbol appears together as follows below.
© DORNA, 2017



Race

MotoGP

Lap	Lap Time	T1	T2	T3	T4	Speed	Lap	Lap Time	T1	T2	T3	T4	Speed
8	1'49.679	31.535	31.062	21.295	25.787	331.2	9	1'49.774	31.631	31.022	21.483	25.638	334.7
9	1'49.889	31.499	31.220	21.393	25.777	332.5	10	1'49.738	31.588	31.110	21.455	25.585	338.1
10	1'49.921	31.570	31.102	21.417	25.832	332.0	11	1'49.766	31.689	30.989	21.382	25.706	331.0
11	1'49.689	31.406	31.075	21.363	25.845	332.0	12	1'49.704	31.605	30.939	21.403	25.757	331.2
12	1'49.837	31.411	31.158	21.419	25.849	331.3	13	1'49.738	31.666	31.014	21.361	25.697	331.0
13	1'49.991	31.795	31.105	21.296	25.795	332.4	14	1'49.628	31.705	30.959	21.378	25.586	332.1
14	1'49.828	31.519	31.174	21.315	25.820	331.0	15	1'49.806	31.781	30.971	21.487	25.567	334.2
15	1'49.715	31.371	31.144	21.472	25.728	335.2	16	1'50.003	31.800	31.063	21.504	25.636	332.9
16	1'49.839	31.539	31.226	21.439	25.635	335.6	17	1'49.900	31.656	31.001	21.687	25.556	333.6
17	1'49.984	31.526	31.162	21.552	25.744	336.3	18	1'49.803	31.660	31.039	21.483	25.621	335.6
18	1'49.879	31.451	31.141	21.451	25.836	335.2	19	1'51.212	31.859	31.126	22.408	25.819	334.8
19	1'50.745	31.621	31.148	21.973	26.003	323.6	20	1'50.368	31.934	31.206	21.545	25.683	334.6
20	1'50.428	31.749	31.212	21.727	25.740	332.3	21	1'50.306	31.832	31.251	21.484	25.739	332.7
21	1'50.328	31.684	31.314	21.461	25.869	332.0	22	1'50.213	31.685	31.168	21.539	25.821	330.2
22	1'49.824	31.484	31.121	21.351	25.868	329.7	23	1'50.527	31.725	31.364	21.468	25.970	328.7
23	1'49.729	31.396	31.135	21.317	25.881	329.2							

5th **46** **Valentino ROSSI** Movistar Yamaha Mot ITA
 Runs=1 Total laps=23 Full laps=22

Run #	1	Front Tyre	Slick-Medium	Rear Tyre	Slick-Hard	
1	1'52.360	33.890	31.402	21.305	25.763	328.6
2	1'49.334	31.405	31.003	21.306	25.620	330.3
3	1'49.414	31.410	30.999	21.316	25.689	330.5
4	1'49.566	31.498	31.106	21.309	25.653	329.9
5	1'49.985	31.556	31.174	21.528	25.727	329.7
6	1'49.656	31.553	31.038	21.429	25.636	331.8
7	1'50.068	31.617	31.162	21.625	25.664	332.1
8	1'49.791	31.662	31.081	21.432	25.616	330.9
9	1'50.134	31.665	31.181	21.551	25.737	330.6
10	1'49.654	31.517	31.045	21.324	25.768	332.4
11	1'49.943	31.519	31.156	21.442	25.826	331.6
12	1'50.104	31.565	31.131	21.454	25.954	331.7
13	1'50.127	31.766	31.155	21.441	25.765	330.4
14	1'49.975	31.509	31.104	21.494	25.868	329.3
15	1'50.277	31.674	31.278	21.475	25.850	331.2
16	1'50.258	31.693	31.207	21.400	25.958	328.2
17	1'49.918	31.513	31.228	21.463	25.714	331.8
18	1'50.256	31.647	31.094	21.524	25.991	332.9
19	1'50.868	31.661	31.269	21.898	26.040	332.0
20	1'50.463	31.714	31.236	21.542	25.971	329.7
21	1'50.603	31.937	31.494	21.441	25.731	333.4
22	1'49.978	31.555	31.207	21.323	25.893	330.7
23	1'49.966	31.531	31.218	21.303	25.914	327.0

6th **41** **Aleix ESPARGARO** Aprilia Racing Team SPA
 Runs=1 Total laps=23 Full laps=22

Run #	1	Front Tyre	Slick-Medium	Rear Tyre	Slick-Medium	
1	1'54.273	35.413	31.501	21.822	25.537	331.0
2	1'49.934	31.709	31.222	21.558	25.445	333.8
3	1'50.017	31.738	31.105	21.519	25.655	337.0
4	1'50.128	31.770	31.149	21.499	25.710	331.7
5	1'49.808	31.579	30.997	21.466	25.766	329.7
6	1'49.666	31.661	31.017	21.413	25.575	331.4
7	1'49.974	31.716	31.209	21.391	25.658	330.2
8	1'49.492	31.655	30.926	21.355	25.556	331.0

7th **4** **Andrea DOVIZIOSO** Ducati Team ITA
 Runs=1 Total laps=23 Full laps=22

Run #	1	Front Tyre	Slick-Medium	Rear Tyre	Slick-Soft	
1	1'52.765	34.259	31.372	21.552	25.582	339.5
2	1'49.705	31.593	31.156	21.243	25.713	336.0
3	1'49.251	31.438	30.851	21.291	25.671	335.6
4	1'49.421	31.381	31.005	21.359	25.676	337.3
5	1'49.807	31.481	31.161	21.441	25.724	337.2
6	1'49.955	31.567	31.065	21.511	25.812	337.0
7	1'49.987	31.598	31.160	21.547	25.682	338.1
8	1'50.042	31.590	31.172	21.452	25.828	337.8
9	1'49.794	31.434	31.066	21.657	25.637	336.7
10	1'49.889	31.528	31.090	21.408	25.863	336.3
11	1'50.014	31.799	31.114	21.462	25.639	339.4
12	1'49.852	31.487	31.099	21.512	25.754	335.1
13	1'50.100	31.549	31.084	21.684	25.783	335.7
14	1'50.008	31.624	31.081	21.451	25.852	335.0
15	1'50.088	31.529	31.083	21.612	25.864	332.9
16	1'50.215	31.737	31.191	21.517	25.770	337.9
17	1'50.030	31.585	31.201	21.503	25.741	338.5
18	1'50.137	31.508	31.068	21.389	26.172	339.0
19	1'51.026	31.728	31.265	21.820	26.213	336.0
20	1'50.873	31.847	31.252	21.556	26.218	338.8
21	1'50.563	31.713	31.412	21.513	25.925	339.3
22	1'50.484	31.736	31.207	21.572	25.969	333.7
23	1'50.265	31.622	31.180	21.473	25.990	336.7

8th **19** **Alvaro BAUTISTA** Pull&Bear Aspar Tea SPA
 Runs=1 Total laps=23 Full laps=22

Run #	1	Front Tyre	Slick-Medium	Rear Tyre	Slick-Soft	
1	1'54.925	35.209	31.630	22.255	25.831	339.5
2	1'50.034	31.582	31.054	21.748	25.650	338.5
3	1'49.726	31.463	31.147	21.499	25.617	340.0
4	1'49.942	31.622	31.145	21.619	25.556	341.2
5	1'49.682	31.503	31.071	21.448	25.660	339.6
6	1'49.739	31.612	31.102	21.430	25.595	341.1
7	1'49.876	31.696	31.134	21.478	25.568	341.4
8	1'49.811	31.747	31.090	21.423	25.551	339.7
9	1'49.547	31.575	31.071	21.407	25.494	341.8

Fastest Lap: Marc MARQUEZ Repsol Honda Team SPA **1'49.234** 31.544 30.803 21.319 25.568

These data/results cannot be reproduced, stored and/or transmitted in whole or in part by any manner of electronic, mechanical, photocopying, recording, broadcasting or otherwise now known or herein after developed without the previous express consent by the copyright owner, except for reproduction in daily press and regular printed publications on sale to the public within 60 days of the event related to those data/results and always provided that copyright symbol appears together as follows below.
 © DORNA, 2017



Race

MotoGP

Lap	Lap Time	T1	T2	T3	T4	Speed	Lap	Lap Time	T1	T2	T3	T4	Speed
10	1'49.780	31.534	31.241	21.432	25.573	341.4	11	1'49.920	31.781	31.149	21.370	25.620	336.2
11	1'49.713	31.611	31.098	21.389	25.615	341.4	12	1'50.222	31.675	31.168	21.588	25.791	334.9
12	1'49.744	31.550	31.177	21.442	25.575	339.7	13	1'50.283	31.845	31.154	21.523	25.761	332.0
13	1'49.770	31.578	31.116	21.490	25.586	339.3	14	1'50.001	31.647	31.165	21.513	25.676	332.6
14	1'49.595	31.567	31.096	21.388	25.544	340.3	15	1'50.306	31.799	31.299	21.516	25.692	334.4
15	1'49.849	31.735	31.153	21.414	25.547	341.4	16	1'50.414	31.796	31.295	21.591	25.732	339.1
16	1'50.081	31.647	31.322	21.475	25.637	341.5	17	1'50.454	31.823	31.306	21.669	25.656	335.7
17	1'49.841	31.601	31.155	21.525	25.560	343.2	18	1'50.213	31.677	31.295	21.499	25.742	333.0
18	1'49.759	31.574	31.242	21.372	25.571	342.6	19	1'50.555	31.846	31.339	21.508	25.862	330.7
19	1'50.700	32.073	31.181	21.712	25.734	341.7	20	1'50.373	31.935	31.273	21.403	25.762	333.3
20	1'50.872	32.101	31.222	21.782	25.767	342.4	21	1'50.611	31.945	31.447	21.458	25.761	333.8
21	1'50.575	31.872	31.406	21.607	25.690	343.4	22	1'50.670	31.880	31.381	21.509	25.900	329.9
22	1'50.474	31.971	31.289	21.514	25.700	340.2	23	1'50.891	31.870	31.455	21.616	25.950	329.1
23	1'50.691	31.864	31.303	21.643	25.881	338.6							

9th 5 Johann ZARCO Monster Yamaha Tec FRA
Runs=1 Total laps=23 Full laps=22

Run #	1	Front Tyre	Slick-Soft	Rear Tyre	Slick-Soft	
1	1'55.385	35.283	31.780	22.244	26.078	334.2
2	1'49.986	31.446	30.906	21.835	25.799	335.7
3	1'49.610	31.642	31.040	21.244	25.684	331.8
4	1'49.992	31.541	31.372	21.405	25.674	333.8
5	1'50.027	31.766	31.228	21.312	25.721	331.3
6	1'49.955	31.635	31.096	21.407	25.817	332.5
7	1'50.001	31.592	31.159	21.507	25.743	333.0
8	1'49.792	31.650	31.238	21.258	25.646	331.8
9	1'49.752	31.532	31.166	21.389	25.665	332.6
10	1'50.318	31.639	31.103	21.772	25.804	330.6
11	1'50.331	31.804	31.348	21.343	25.836	331.2
12	1'50.073	31.719	31.132	21.454	25.768	329.9
13	1'49.869	31.736	31.122	21.305	25.706	330.9
14	1'50.437	31.827	31.155	21.487	25.968	327.9
15	1'50.109	31.700	31.249	21.387	25.773	329.5
16	1'50.427	31.847	31.156	21.478	25.946	328.3
17	1'50.794	31.584	31.121	22.094	25.995	326.6
18	1'50.670	31.886	31.320	21.567	25.897	328.3
19	1'50.591	31.900	31.290	21.415	25.986	326.8
20	1'50.264	31.688	31.270	21.361	25.945	327.9
21	1'50.532	31.963	31.339	21.394	25.836	329.4
22	1'50.275	31.763	31.211	21.352	25.949	326.2
23	1'50.628	31.805	31.369	21.475	25.979	325.9

10th 44 Pol ESPARGARO Red Bull KTM Factory SPA
Runs=1 Total laps=23 Full laps=22

Run #	1	Front Tyre	Slick-Medium	Rear Tyre	Slick-Medium	
1	1'55.195	35.642	31.944	22.008	25.601	332.5
2	1'50.481	31.962	31.116	21.652	25.751	340.5
3	1'50.033	31.857	31.131	21.468	25.577	340.1
4	1'50.151	31.828	31.096	21.526	25.701	334.4
5	1'49.926	31.694	31.170	21.408	25.654	335.2
6	1'49.944	31.704	31.199	21.449	25.592	335.5
7	1'49.919	31.794	31.071	21.456	25.598	337.7
8	1'50.148	31.805	31.154	21.431	25.758	332.1
9	1'49.956	31.766	31.203	21.373	25.614	334.0
10	1'50.225	31.762	31.349	21.353	25.761	332.9

11th 36 Mika KALLIO Red Bull KTM Factory FIN
Runs=1 Total laps=23 Full laps=22

Run #	1	Front Tyre	Slick-Medium	Rear Tyre	Slick-Medium	
1	1'54.044	35.127	31.509	21.689	25.719	334.0
2	1'50.435	31.728	31.308	21.876	25.523	336.9
3	1'49.842	31.622	31.104	21.557	25.559	337.8
4	1'50.220	31.586	31.134	21.811	25.689	334.8
5	1'49.931	31.808	31.040	21.459	25.624	335.9
6	1'49.846	31.673	31.107	21.456	25.610	335.9
7	1'50.036	31.643	31.136	21.723	25.534	334.6
8	1'49.830	31.625	31.050	21.442	25.713	334.5
9	1'49.771	31.643	31.035	21.434	25.659	333.9
10	1'49.935	31.613	30.972	21.640	25.710	333.1
11	1'50.424	32.102	31.057	21.543	25.722	331.7
12	1'50.296	31.639	31.137	21.693	25.827	329.5
13	1'50.350	31.791	31.127	21.594	25.838	328.4
14	1'50.656	31.807	31.151	21.764	25.934	327.9
15	1'50.807	32.009	31.308	21.636	25.854	332.3
16	1'50.566	31.876	31.224	21.686	25.780	332.0
17	1'50.725	31.792	31.277	21.650	26.006	329.8
18	1'50.826	31.874	31.300	21.689	25.963	332.1
19	1'50.317	31.744	31.090	21.578	25.905	331.6
20	1'50.637	31.928	31.238	21.563	25.908	331.5
21	1'51.020	32.046	31.348	21.666	25.960	331.5
22	1'51.501	32.071	31.479	21.821	26.130	326.9
23	1'51.993	32.111	31.651	21.867	26.364	324.4

12th 29 Andrea IANNONE Team SUZUKI ECST ITA
Runs=1 Total laps=23 Full laps=22

Run #	1	Front Tyre	Slick-Medium	Rear Tyre	Slick-Medium	
1	1'54.465	34.974	31.577	22.043	25.871	328.2
2	1'50.733	31.829	31.158	21.947	25.799	332.5
3	1'50.261	31.710	31.451	21.476	25.624	332.1
4	1'50.042	31.826	31.027	21.440	25.749	331.2
5	1'50.008	31.799	31.145	21.382	25.682	329.3
6	1'49.739	31.529	31.039	21.463	25.708	332.5
7	1'50.193	31.724	31.092	21.643	25.734	330.4
8	1'51.225	31.784	31.183	22.337	25.921	326.9
9	1'50.749	32.022	31.349	21.564	25.814	328.5
10	1'50.897	31.985	31.259	21.600	26.053	328.1
11	1'50.571	31.960	31.175	21.619	25.817	324.4

Fastest Lap: Marc MARQUEZ Repsol Honda Team SPA 1'49.234 31.544 30.803 21.319 25.568

These data/results cannot be reproduced, stored and/or transmitted in whole or in part by any manner of electronic, mechanical, photocopying, recording, broadcasting or otherwise now known or herein after developed without the previous express consent by the copyright owner, except for reproduction in daily press and regular printed publications on sale to the public within 60 days of the event related to those data/results and always provided that copyright symbol appears together as follows below.
© DORNA, 2017



Race

MotoGP

Lap	Lap Time	T1	T2	T3	T4	Speed	Lap	Lap Time	T1	T2	T3	T4	Speed
12	1'50.100	31.661	31.148	21.476	25.815	329.1	13	1'51.204	32.058	31.492	21.509	26.145	328.4
13	1'50.157	31.727	31.103	21.531	25.796	327.3	14	1'51.015	31.918	31.435	21.449	26.213	326.4
14	1'50.057	31.716	31.074	21.439	25.828	325.3	15	1'50.907	31.836	31.455	21.622	25.994	330.1
15	1'51.379	32.390	31.320	21.620	26.049	325.5	16	1'51.570	31.936	31.444	21.988	26.202	328.8
16	1'51.013	32.071	31.374	21.675	25.893	327.9	17	1'50.680	31.800	31.249	21.584	26.047	329.5
17	1'50.771	31.813	31.314	21.669	25.975	325.8	18	1'50.786	31.890	31.291	21.479	26.126	330.3
18	1'50.629	31.841	31.261	21.580	25.947	327.5	19	1'50.739	31.765	31.393	21.500	26.081	329.4
19	1'50.496	31.693	31.257	21.615	25.931	326.1	20	1'50.978	31.941	31.341	21.570	26.126	330.4
20	1'50.504	31.723	31.255	21.649	25.877	328.0	21	1'50.668	31.757	31.328	21.508	26.075	331.2
21	1'50.275	31.685	31.251	21.483	25.856	327.2	22	1'51.095	31.803	31.431	21.631	26.230	327.4
22	1'51.476	32.248	31.437	21.703	26.088	323.3	23	1'50.983	31.813	31.509	21.519	26.142	328.9
23	1'51.708	31.941	31.648	21.951	26.168	322.3							

13th 43 Jack MILLER EG 0,0 Marc VDS AUS
 Runs=1 Total laps=23 Full laps=22

Run #	1	Front Tyre	Slick-Medium	Rear Tyre	Slick-Hard
1	1'55.505	35.526	31.738	22.189	26.052 323.9
2	1'50.238	31.810	31.206	21.532	25.690 334.6
3	1'50.636	31.999	31.142	21.485	26.010 330.2
4	1'50.307	31.868	31.268	21.463	25.708 331.3
5	1'50.257	31.798	31.248	21.437	25.774 330.3
6	1'50.801	31.758	31.390	21.800	25.853 328.9
7	1'50.390	31.892	31.182	21.554	25.762 329.0
8	1'50.149	31.751	31.273	21.389	25.736 329.0
9	1'50.413	31.761	31.266	21.562	25.824 329.4
10	1'50.294	31.794	31.196	21.444	25.860 330.9
11	1'50.506	31.973	31.248	21.423	25.862 330.3
12	1'50.307	31.758	31.252	21.484	25.813 329.1
13	1'50.507	31.785	31.324	21.430	25.968 328.1
14	1'50.439	31.756	31.243	21.533	25.907 327.0
15	1'50.892	31.851	31.298	21.658	26.085 327.6
16	1'50.829	32.023	31.278	21.639	25.889 329.8
17	1'50.838	31.941	31.387	21.638	25.872 328.6
18	1'50.771	31.879	31.423	21.609	25.860 328.9
19	1'50.752	31.837	31.377	21.538	26.000 327.4
20	1'51.073	32.016	31.531	21.548	25.978 329.6
21	1'51.216	32.008	31.578	21.628	26.002 329.6
22	1'51.360	31.908	31.437	21.811	26.204 325.4
23	1'52.222	32.177	31.803	21.945	26.297 325.3

15th 53 Tito RABAT EG 0,0 Marc VDS SPA
 Runs=1 Total laps=23 Full laps=22

Run #	1	Front Tyre	Slick-Medium	Rear Tyre	Slick-Soft
1	1'56.606	36.485	32.234	22.125	25.762 335.8
2	1'50.779	31.968	31.451	21.638	25.722 333.9
3	1'50.327	31.879	31.256	21.458	25.734 334.2
4	1'50.760	31.853	31.354	21.853	25.700 333.9
5	1'51.393	32.044	31.627	21.671	26.051 330.8
6	1'50.145	31.649	31.213	21.447	25.836 329.0
7	1'50.325	31.687	31.178	21.593	25.867 330.9
8	1'50.651	31.681	31.269	21.421	26.280 324.7
9	1'50.426	31.726	31.300	21.623	25.777 329.5
10	1'50.421	31.715	31.183	21.641	25.882 330.8
11	1'50.905	31.952	31.335	21.720	25.898 330.1
12	1'50.739	31.888	31.325	21.586	25.940 328.7
13	1'50.449	31.704	31.242	21.499	26.004 327.3
14	1'50.654	31.806	31.384	21.446	26.018 326.9
15	1'50.630	31.679	31.355	21.605	25.991 331.3
16	1'50.813	31.816	31.381	21.656	25.960 328.4
17	1'50.565	31.715	31.343	21.513	25.994 326.8
18	1'50.767	31.740	31.325	21.555	26.147 328.2
19	1'51.074	31.887	31.487	21.498	26.202 327.5
20	1'50.713	31.773	31.440	21.472	26.028 328.7
21	1'50.870	31.806	31.382	21.499	26.183 329.0
22	1'51.071	31.836	31.415	21.532	26.288 325.3
23	1'51.815	31.864	31.614	22.007	26.330 328.9

14th 45 Scott REDDING OCTO Pramac Racin GBR
 Runs=1 Total laps=23 Full laps=22

Run #	1	Front Tyre	Slick-Medium	Rear Tyre	Slick-Soft
1	1'56.232	36.230	32.297	21.809	25.896 336.2
2	1'51.487	32.561	31.501	21.636	25.789 335.5
3	1'50.438	31.784	31.297	21.515	25.842 333.9
4	1'50.165	31.708	31.237	21.386	25.834 334.9
5	1'50.276	31.829	31.229	21.331	25.887 331.5
6	1'50.257	31.646	31.170	21.580	25.861 332.9
7	1'50.580	31.814	31.278	21.593	25.895 334.3
8	1'50.435	31.728	31.444	21.279	25.984 329.0
9	1'49.993	31.584	31.161	21.384	25.864 329.6
10	1'50.402	31.663	31.247	21.438	26.054 330.4
11	1'50.559	31.827	31.235	21.492	26.005 329.5
12	1'50.890	31.726	31.382	21.599	26.183 327.9

16th 94 Jonas FOLGER Monster Yamaha Tec GER
 Runs=1 Total laps=23 Full laps=22

Run #	1	Front Tyre	Slick-Medium	Rear Tyre	Slick-Medium
1	1'57.084	36.524	32.532	22.176	25.852 334.4
2	1'51.075	32.158	31.521	21.661	25.735 333.6
3	1'50.703	31.902	31.334	21.620	25.847 330.9
4	1'50.697	31.811	31.323	21.731	25.832 329.7
5	1'50.710	31.760	31.379	21.668	25.903 329.8
6	1'51.226	32.059	31.537	21.708	25.922 330.5
7	1'50.812	32.172	31.254	21.645	25.741 329.6
8	1'50.646	31.711	31.479	21.584	25.872 328.1
9	1'50.854	31.833	31.475	21.704	25.842 327.5
10	1'50.616	31.740	31.391	21.606	25.879 327.9
11	1'50.743	31.800	31.414	21.631	25.898 328.6
12	1'51.065	31.858	31.516	21.675	26.016 327.3
13	1'51.035	31.904	31.476	21.715	25.940 327.1

Fastest Lap: Marc MARQUEZ Repsol Honda Team SPA 1'49.234 31.544 30.803 21.319 25.568

These data/results cannot be reproduced, stored and/or transmitted in whole or in part by any manner of electronic, mechanical, photocopying, recording, broadcasting or otherwise now known or herein after developed without the previous express consent by the copyright owner, except for reproduction in daily press and regular printed publications on sale to the public within 60 days of the event related to those data/results and always provided that copyright symbol appears together as follows below.
 © DORNA, 2017



Race

MotoGP

Lap	Lap Time	T1	T2	T3	T4	Speed	Lap	Lap Time	T1	T2	T3	T4	Speed
14	1'50.761	31.750	31.509	21.590	25.912	326.6	15	1'50.788	31.993	31.416	21.681	25.698	340.5
15	1'51.090	31.928	31.507	21.839	25.816	329.2	16	1'50.560	31.842	31.362	21.615	25.741	340.1
16	1'50.704	31.676	31.426	21.848	25.754	329.6	17	1'50.642	31.721	31.390	21.792	25.739	340.8
17	1'51.010	31.700	31.416	21.885	26.009	330.7	18	1'51.682	32.002	31.920	21.937	25.823	339.1
18	1'51.177	31.956	31.384	21.709	26.128	332.3	19	1'51.200	31.950	31.440	21.752	26.058	337.1
19	1'50.885	31.869	31.404	21.623	25.989	326.4	20	1'50.680	31.830	31.334	21.738	25.778	339.6
20	1'50.818	31.735	31.620	21.619	25.844	328.4	21	1'51.058	31.808	31.424	21.814	26.012	340.2
21	1'51.045	31.904	31.499	21.667	25.975	327.3	22	1'51.582	32.103	31.694	21.796	25.989	337.1
22	1'50.970	31.751	31.559	21.716	25.944	325.1	23	1'51.278	31.961	31.661	21.748	25.908	339.9
23	1'51.392	31.952	31.580	21.756	26.104	323.8							

17th 42 Alex RINS Team SUZUKI ECST SPA
Runs=1 Total laps=23 Full laps=22

Run #	1	Front Tyre	Slick-Medium	Rear Tyre	Slick-Hard	
1	1'56.923	36.017	32.767	22.242	25.897	332.1
2	1'50.981	32.036	31.528	21.599	25.818	332.0
3	1'50.505	31.790	31.352	21.473	25.890	331.2
4	1'50.407	31.632	31.359	21.528	25.888	331.3
5	1'51.185	31.911	31.578	21.699	25.997	328.3
6	1'50.641	31.683	31.633	21.279	26.046	327.9
7	1'50.755	31.964	31.332	21.423	26.036	328.1
8	1'50.258	31.574	31.362	21.395	25.927	327.8
9	1'50.658	31.677	31.410	21.614	25.957	329.7
10	1'50.602	31.719	31.369	21.547	25.967	331.6
11	1'50.947	31.806	31.556	21.633	25.952	330.1
12	1'50.625	31.827	31.370	21.420	26.008	328.4
13	1'50.575	31.644	31.427	21.562	25.942	327.6
14	1'50.838	31.719	31.439	21.704	25.976	327.8
15	1'51.116	31.955	31.482	21.683	25.996	332.6
16	1'51.311	32.059	31.604	21.703	25.945	333.4
17	1'50.621	31.749	31.313	21.477	26.082	326.8
18	1'50.636	31.821	31.359	21.345	26.111	326.6
19	1'51.161	31.967	31.441	21.460	26.293	325.8
20	1'51.369	31.956	31.613	21.644	26.156	328.5
21	1'53.458	32.034	31.585	23.632	26.207	330.4
22	1'51.474	32.034	31.645	21.507	26.288	324.7
23	1'51.644	32.187	31.580	21.583	26.294	325.6

18th 8 Hector BARBERA Reale Avintia Racing SPA
Runs=1 Total laps=23 Full laps=22

Run #	1	Front Tyre	Slick-Medium	Rear Tyre	Slick-Soft	
1	1'57.557	36.807	32.564	22.179	26.007	337.0
2	1'52.132	32.190	31.620	21.975	26.347	338.1
3	1'50.834	31.931	31.316	21.647	25.940	338.0
4	1'51.178	32.032	31.656	21.667	25.823	336.3
5	1'50.862	31.954	31.420	21.562	25.926	334.4
6	1'50.918	31.995	31.409	21.660	25.854	336.5
7	1'50.687	31.804	31.360	21.688	25.835	338.3
8	1'50.572	31.846	31.307	21.656	25.763	337.6
9	1'51.360	31.947	31.606	21.804	26.003	336.0
10	1'50.787	31.912	31.437	21.541	25.897	337.1
11	1'50.479	31.762	31.375	21.541	25.801	337.0
12	1'50.567	31.696	31.503	21.582	25.786	337.0
13	1'50.800	31.754	31.499	21.689	25.858	337.2
14	1'50.561	31.738	31.312	21.508	26.003	335.2

19th 38 Bradley SMITH Red Bull KTM Factory GBR
Runs=1 Total laps=23 Full laps=22

Run #	1	Front Tyre	Slick-Medium	Rear Tyre	Slick-Soft	
1	1'56.284	36.612	32.160	21.836	25.676	334.5
2	1'50.515	31.833	31.253	21.733	25.696	336.3
3	1'50.296	31.703	31.257	21.650	25.686	335.2
4	1'50.415	31.784	31.166	21.738	25.727	334.1
5	1'50.649	31.789	31.287	21.679	25.894	332.3
6	1'50.370	31.763	31.261	21.592	25.754	333.4
7	1'51.188	31.941	31.597	21.823	25.827	332.3
8	1'51.194	31.978	31.313	21.838	26.065	328.8
9	1'51.094	32.114	31.544	21.557	25.879	330.1
10	1'50.629	31.803	31.321	21.635	25.870	332.2
11	1'51.159	31.974	31.356	21.785	26.044	330.0
12	1'51.401	32.115	31.562	21.737	25.987	330.1
13	1'50.958	32.001	31.328	21.674	25.955	328.7
14	1'50.684	31.746	31.363	21.642	25.933	328.0
15	1'50.894	31.961	31.386	21.645	25.902	332.1
16	1'51.175	31.961	31.379	21.840	25.995	332.1
17	1'51.882	32.121	31.569	21.940	26.252	327.0
18	1'52.450	32.400	31.866	21.907	26.277	328.5
19	1'51.711	32.192	31.487	21.871	26.161	330.7
20	1'51.650	32.097	31.442	21.920	26.191	333.5
21	1'52.572	32.315	31.914	22.083	26.260	331.1
22	1'52.517	32.505	31.929	21.917	26.166	328.1
23	1'51.425	32.043	31.396	21.782	26.204	325.8

20th 9 Danilo PETRUCCI OCTO Pramac Racin ITA
Runs=1 Total laps=23 Full laps=22

Run #	1	Front Tyre	Slick-Medium	Rear Tyre	Slick-Medium	
1	1'55.682	35.844	32.044	21.876	25.918	337.9
2	1'50.497	31.879	31.396	21.529	25.693	332.8
3	1'50.735	32.168	31.368	21.383	25.816	332.3
4	1'50.462	31.716	31.323	21.567	25.856	330.8
5	1'50.558	31.806	31.361	21.514	25.877	329.2
6	1'50.462	31.752	31.332	21.468	25.910	329.5
7	1'50.865	31.768	31.561	21.674	25.862	330.0
8	1'51.067	31.771	31.770	21.594	25.932	329.8
9	1'50.424	31.681	31.355	21.499	25.889	329.5
10	1'51.009	31.871	31.414	21.703	26.021	328.8
11	1'50.898	31.855	31.442	21.581	26.020	327.3
12	1'51.174	31.799	31.362	21.845	26.168	331.0
13	1'51.089	31.828	31.459	21.658	26.144	327.1
14	1'50.913	31.697	31.488	21.576	26.152	327.4
15	1'51.127	31.810	31.454	21.749	26.114	329.7

Fastest Lap: Marc MARQUEZ Repsol Honda Team SPA 1'49.234 31.544 30.803 21.319 25.568

These data/results cannot be reproduced, stored and/or transmitted in whole or in part by any manner of electronic, mechanical, photocopying, recording, broadcasting or otherwise now known or herein after developed without the previous express consent by the copyright owner, except for reproduction in daily press and regular printed publications on sale to the public within 60 days of the event related to those data/results and always provided that copyright symbol appears together as follows below.
© DORNA, 2017

Official MotoGP Timing by TISSOT
www.motogp.com



Race

MotoGP

Lap	Lap Time	T1	T2	T3	T4	Speed	Lap	Lap Time	T1	T2	T3	T4	Speed
16	1'51.567	31.958	31.552	21.787	26.270	330.1	17	1'51.612	32.052	31.637	21.751	26.172	324.3
17	1'51.765	32.088	31.581	21.771	26.325	328.5	18	1'51.703	32.146	31.712	21.690	26.155	325.3
18	1'51.680	31.921	31.502	21.849	26.408	328.5	19	1'52.438	32.212	31.541	22.343	26.342	326.3
19	1'52.495	32.292	31.729	21.720	26.754	325.4	20	1'52.320	32.285	31.825	22.083	26.127	326.2
20	1'52.098	32.087	31.782	21.842	26.387	329.8	21	1'52.494	32.248	32.014	21.927	26.305	326.0
21	1'52.463	32.204	31.836	21.885	26.538	328.3	22	1'52.048	32.204	31.745	21.872	26.227	323.8
22	1'52.634	32.310	31.991	21.844	26.489	324.8	23	1'51.915	32.086	31.825	21.764	26.240	328.3
23	1'52.994	32.285	32.127	21.962	26.620	325.9							

21st 76 **Loris BAZ** Reale Avintia Racing FRA
Runs=1 Total laps=23 Full laps=22

Run #	1	Front Tyre	Slick-Medium	Rear Tyre	Slick-Medium	
1	1'56.023	36.107	32.255	21.785	25.876	334.3
2	1'50.798	31.978	31.250	21.641	25.929	332.8
3	1'50.668	31.912	31.310	21.585	25.861	333.6
4	1'50.676	31.838	31.243	21.645	25.950	331.8
5	1'51.771	32.131	31.797	21.549	26.294	326.5
6	1'51.516	32.294	31.525	21.556	26.141	328.2
7	1'51.425	32.017	31.411	21.900	26.097	330.8
8	1'51.396	31.914	31.576	21.750	26.156	328.8
9	1'51.989	32.183	31.705	21.751	26.350	325.1
10	1'51.259	32.070	31.427	21.565	26.197	330.5
11	1'51.432	31.980	31.616	21.606	26.230	327.6
12	1'52.218	32.198	31.723	21.831	26.466	326.0
13	1'52.149	32.206	31.827	21.722	26.394	322.1
14	1'52.242	32.183	31.793	21.882	26.384	323.1
15	1'52.213	32.255	31.750	21.822	26.386	326.9
16	1'52.426	32.737	31.687	21.833	26.169	331.3
17	1'51.505	32.068	31.567	21.785	26.085	330.1
18	1'51.839	32.246	31.714	21.747	26.132	330.4
19	1'52.096	32.156	31.572	21.830	26.538	324.4
20	1'52.189	32.155	31.919	21.811	26.304	328.3
21	1'52.227	32.270	31.873	21.748	26.336	326.9
22	1'52.231	32.299	31.764	21.738	26.430	325.0
23	1'52.127	32.168	31.823	21.745	26.391	325.7

22nd 22 **Sam LOWES** Aprilia Racing Team GBR
Runs=1 Total laps=23 Full laps=22

Run #	1	Front Tyre	Slick-Medium	Rear Tyre	Slick-Medium	
1	1'57.671	36.999	32.453	22.295	25.924	334.1
2	1'52.001	32.307	31.542	21.798	26.354	329.4
3	1'51.384	32.141	31.471	21.720	26.052	329.6
4	1'51.065	31.889	31.509	21.661	26.006	327.8
5	1'51.091	32.000	31.353	21.647	26.091	324.1
6	1'51.129	31.880	31.409	21.762	26.078	327.5
7	1'51.248	31.921	31.487	21.761	26.079	327.8
8	1'51.430	31.939	31.530	21.723	26.238	325.1
9	1'51.809	32.294	31.724	21.709	26.082	325.3
10	1'51.543	32.060	31.672	21.646	26.165	325.0
11	1'51.402	32.048	31.559	21.677	26.118	323.7
12	1'51.274	31.990	31.550	21.629	26.105	325.1
13	1'51.354	31.980	31.423	21.737	26.214	324.1
14	1'51.537	32.078	31.496	21.829	26.134	325.3
15	1'51.907	32.174	31.735	21.871	26.127	328.1
16	1'52.088	32.401	31.720	21.831	26.136	325.0

23rd 35 **Cal CRUTCHLOW** LCR Honda GBR
Runs=1 Total laps=17 Full laps=15

Run #	1	Front Tyre	Slick-Hard	Rear Tyre	Slick-Hard	
1	1'53.770	34.480	31.709	21.657	25.924	328.1
2	1'50.385	31.833	31.316	21.555	25.681	332.7
3	1'49.852	31.719	31.072	21.431	25.630	333.0
4	1'49.897	31.710	31.153	21.407	25.627	331.2
5	1'49.568	31.566	31.033	21.289	25.680	331.7
6	1'49.854	31.584	31.160	21.426	25.684	332.1
7	1'49.855	31.739	31.107	21.398	25.611	332.2
8	1'49.691	31.556	31.183	21.376	25.576	329.0
9	1'49.955	31.647	31.314	21.403	25.591	333.2
10	1'49.874	31.588	31.225	21.409	25.652	335.5
11	1'52.858	33.663	31.921	21.486	25.788	333.4
12	1'50.314	31.638	31.337	21.612	25.727	331.1
13	1'49.756	31.498	31.197	21.375	25.686	330.2
14	1'50.133	31.704	31.157	21.422	25.850	334.5
15	1'50.092	31.602	31.262	21.526	25.702	334.2
16	1'50.431	31.729	31.326	21.622	25.754	332.0
-1	unfinished	31.521	31.163			

24th 17 **Karel ABRAHAM** Pull&Bear Aspar Tea CZE
Runs=1 Total laps=10 Full laps=8

Run #	1	Front Tyre	Slick-Soft	Rear Tyre	Slick-Soft	
1	1'55.880	35.846	32.342	21.826	25.866	340.3
2	1'50.524	31.902	31.284	21.646	25.692	340.1
3	1'49.810	31.732	30.974	21.468	25.636	338.4
4	1'49.957	31.672	31.095	21.473	25.717	336.4
5	1'50.142	31.714	31.138	21.529	25.761	334.6
6	2'39.439	31.664	1'18.467	22.935	26.373	324.0
7	1'51.733	32.412	31.622	21.674	26.025	327.7
8	1'51.001	31.782	31.527	21.731	25.961	327.0
9	1'51.434	32.011	31.576	21.760	26.087	325.7
10	1'55.522	P 32.604	32.334	22.084	28.500	325.0

Fastest Lap: Marc MARQUEZ Repsol Honda Team SPA 1'49.234 31.544 30.803 21.319 25.568

These data/results cannot be reproduced, stored and/or transmitted in whole or in part by any manner of electronic, mechanical, photocopying, recording, broadcasting or otherwise now known or herein after developed without the previous express consent by the copyright owner, except for reproduction in daily press and regular printed publications on sale to the public within 60 days of the event related to those data/results and always provided that copyright symbol appears together as follows below.
© DORNA, 2017

Official MotoGP Timing by TISSOT
www.motogp.com

Alcañiz, Sunday, September 24, 2017

Page 6 of 6



Num Lap Time Gap

43	1'50.307	10.665
45	1'50.890	12.576
53	1'50.739	14.339
9	1'51.174	14.695
42	1'50.625	15.349
38	1'51.401	16.056
94	1'51.065	17.093
8	1'50.567	18.795
76	1'52.218	22.033
22	1'51.274	23.909

Lap 13

99	1'49.706	
93	1'49.493	0.507
46	1'50.127	1.292
4	1'50.100	1.738
26	1'49.508	2.486
25	1'49.991	2.929
41	1'49.738	3.168
19	1'49.770	3.445
36	1'50.350	6.116
5	1'49.869	6.247
35	1'49.756	6.785
44	1'50.283	7.559
29	1'50.157	10.296
43	1'50.507	11.466
45	1'51.204	14.074
53	1'50.449	15.082
9	1'51.089	16.078
42	1'50.575	16.218
38	1'50.958	17.308
94	1'51.035	18.422
8	1'50.800	19.889
76	1'52.149	24.476
22	1'51.354	25.557

Lap 14

99	1'49.919	
93	1'49.619	0.207
46	1'49.975	1.348
4	1'50.008	1.827
26	1'49.334	1.901
25	1'49.828	2.838
41	1'49.628	2.877
19	1'49.595	3.121
5	1'50.437	6.765
36	1'50.656	6.853
35	1'50.133	6.999
44	1'50.001	7.641
29	1'50.057	10.434
43	1'50.439	11.986
45	1'51.015	15.170
53	1'50.654	15.817
9	1'50.913	17.072
42	1'50.838	17.137
38	1'50.684	18.073
94	1'50.761	19.264
8	1'50.561	20.531
76	1'52.242	26.799
22	1'51.537	27.175

Lap 15

99	1'49.864	
93	1'49.731	0.074
46	1'50.277	1.761
26	1'49.880	1.917
4	1'50.088	2.051
25	1'49.715	2.689
41	1'49.806	2.819
19	1'49.849	3.106

5	1'50.109	7.010
35	1'50.092	7.227
36	1'50.807	7.796
44	1'50.306	8.083
29	1'51.379	11.949
43	1'50.892	13.014
45	1'50.907	16.213
53	1'50.630	16.583
9	1'51.127	18.335
42	1'51.116	18.389
38	1'50.894	19.103
94	1'51.090	20.490
8	1'50.788	21.455
76	1'52.213	29.148
22	1'51.907	29.218

Lap 16

93	1'50.068	
99	1'50.249	0.107
26	1'49.878	1.653
46	1'50.258	1.877
4	1'50.215	2.124
25	1'49.839	2.386
41	1'50.003	2.680
19	1'50.081	3.045
5	1'50.427	7.295
35	1'50.431	7.516
36	1'50.566	8.220
44	1'50.414	8.355
29	1'51.013	12.820
43	1'50.829	13.701
53	1'50.813	17.254
45	1'51.570	17.641
42	1'51.311	19.558
9	1'51.567	19.760
38	1'51.175	20.136
94	1'50.704	21.052
8	1'50.560	21.873
22	1'52.088	31.164
76	1'52.426	31.432

Lap 17

93	1'49.722	
99	1'50.294	0.679
26	1'49.785	1.716
46	1'49.918	2.073
4	1'50.030	2.432
25	1'49.984	2.648
41	1'49.900	2.858
19	1'49.841	3.164
5	1'50.794	8.367
44	1'50.454	9.087
36	1'50.725	9.223
29	1'50.771	13.869
43	1'50.838	14.817
53	1'50.565	18.097
45	1'50.680	18.599
42	1'50.621	20.457
9	1'51.765	21.803
38	1'51.882	22.296
94	1'51.010	22.340
8	1'50.642	22.793
22	1'51.612	33.054
76	1'51.505	33.215

Lap 18

93	1'49.821	
99	1'49.774	0.632
26	1'49.386	1.281
46	1'50.256	2.508

25	1'49.879	2.706
4	1'50.137	2.748
41	1'49.803	2.840
19	1'49.759	3.102
5	1'50.670	9.216
44	1'50.213	9.479
36	1'50.826	10.228
29	1'50.629	14.677
43	1'50.771	15.767
53	1'50.767	19.043
45	1'50.786	19.564
42	1'50.636	21.272
9	1'51.680	23.662
94	1'51.177	23.696
8	1'51.682	24.654
38	1'52.450	24.925
22	1'51.703	34.936
76	1'51.839	35.233

Lap 19

93	1'49.526	
99	1'49.621	0.727
26	1'49.140	0.895
46	1'50.868	3.850
25	1'50.745	3.925
4	1'51.026	4.248
19	1'50.700	4.276
41	1'51.212	4.526
5	1'50.591	10.281
44	1'50.555	10.508
36	1'50.317	11.019
29	1'50.496	15.647
43	1'50.752	16.993
53	1'51.074	20.591
45	1'50.739	20.777
42	1'51.161	22.907
94	1'50.885	25.055
8	1'51.200	26.328
9	1'52.495	26.631
38	1'51.711	27.110
76	1'52.096	37.803
22	1'52.438	37.848

Lap 20

93	1'49.669	
99	1'49.829	0.887
26	1'49.705	0.931
46	1'50.463	4.644
25	1'50.428	4.684
41	1'50.368	5.225
4	1'50.873	5.452
19	1'50.872	5.479
5	1'50.264	10.876
44	1'50.373	11.212
36	1'50.637	11.987
29	1'50.504	16.482
43	1'51.073	18.397
53	1'50.713	21.635
45	1'50.978	22.086
42	1'51.369	24.607
94	1'50.818	26.204
8	1'50.680	27.339
9	1'52.098	29.060
38	1'51.650	29.091
76	1'52.189	40.323
22	1'52.320	40.499

Lap 21

93	1'49.685	
26	1'49.885	1.131

99	1'50.330	1.532
25	1'50.328	5.327
46	1'50.603	5.562
41	1'50.306	5.846
4	1'50.563	6.330
19	1'50.575	6.369
5	1'50.532	11.723
44	1'50.611	12.138
36	1'51.020	13.322
29	1'50.275	17.072
43	1'51.216	19.928
53	1'50.870	22.820
45	1'50.668	23.069
94	1'51.045	27.564
42	1'53.458	28.380
8	1'51.058	28.712
9	1'52.463	31.838
38	1'52.572	31.978
76	1'52.227	42.865
22	1'52.494	43.308

Lap 22

93	1'49.650	
26	1'49.633	1.114
99	1'50.080	1.962
25	1'49.824	5.501
46	1'49.978	5.890
41	1'50.213	6.409
4	1'50.484	7.164
19	1'50.474	7.193
5	1'50.275	12.348
44	1'50.670	13.158
36	1'51.501	15.173
29	1'51.476	18.898
43	1'51.360	21.638
53	1'51.071	24.241
45	1'51.095	24.514
94	1'50.970	28.884
42	1'51.474	30.204
8	1'51.582	30.644
9	1'52.634	34.822
38	1'52.517	34.845
76	1'52.231	45.446
22	1'52.048	45.706

Lap 23

93	1'49.974	
26	1'49.739	0.879
99	1'50.040	2.028
25	1'49.729	5.256
46	1'49.966	5.882
41	1'50.527	6.962
4	1'50.265	7.455
19	1'50.691	7.910
5	1'50.628	13.002
44	1'50.891	14.075
36	1'51.993	17.192
29	1'51.708	20.632
43	1'52.222	23.886
45	1'50.983	25.523
53	1'51.815	26.082
94	1'51.392	30.302
42	1'51.644	31.874
8	1'51.278	31.948
38	1'51.425	36.296
9	1'52.994	37.842
76	1'52.127	47.599
22	1'51.915	47.647

Lapped rider

These data/results cannot be reproduced, stored and/or transmitted in whole or in part by any manner of electronic, mechanical, photocopying, recording, broadcasting or otherwise now known or herein after developed without the previous express consent by the copyright owner, except for reproduction in daily press and regular printed publications on sale to the public within 60 days of the event related to those data/results and always provided that copyright symbol appears together as follows below.

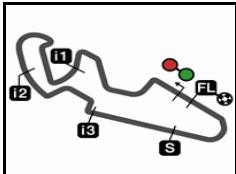
© DORNA, 2017

Official MotoGP Timing by TISSOT
www.motogp.com

Alcañiz, Sunday, September 24, 2017

Page 2 of 2





5077 m.

GRAN PREMIO MOVISTAR DE ARAGÓN

MotoGP™

2017 Independent Team Rider

36

Rider	Nation	Point	Leader Previous	QAT	ARG	AME	SPA	FRA	ITA	CAT	NED	GER	CZE	AUT	GBR	RSM	ARA	JPN	AUS	MAL	VAL
1 ZARCO Johann	FRA	117		-	11	11	13	20	9	11	2	7	4	11	10	1	7				
2 PETRUCCI Danilo	ITA	95	22	22	-	9	8	9	-	16	-	20	4	9	-	20	-				
3 CRUTCHLOW Cal	GBR	92	25	3	-	16	13	-	11	-	5	13	6	11	1	13	3				
4 FOLGER Jonas	GER	84	33	8	6	10	5	8	9	3	10	-	20	6	-	7	-				
5 BAUTISTA Alvaro	SPA	70	47	14	-	13	1	-	-	11	9	-	10	-	8	6	4	8			
6 MILLER Jack	AUS	56	61	14	8	7	6	-	8	1	-	10	1	2	-	10	3				
7 REDDING Scott	GBR	56	61	0	9	8	4	5	-	4	3	-	-	4	8	9	2				
8 ESPARGARO Aleix	SPA	53	64	3	10	-	-	7	-	-	6	9	8	3	-	-	10				
9 BAZ Loris	FRA	39	78	14	4	5	-	3	7	-	4	8	-	7	1	-	-				
10 ABRAHAM Karel	CZE	28	89	11	2	6	-	1	-	-	2	9	-	3	2	3	-				
11 RABAT Tito	SPA	28	89	0	1	4	3	-	5	5	1	4	-	-	4	-	1				
12 BARBERA Hector	SPA	23	94	5	3	3	2	4	-	2	7	-	-	-	2	-	-				
13 KALLIO Mika	FIN	6	111	17	-	-	-	-	-	-	-	-	-	6	-	-	-				
14 LOWES Sam	GBR	2	115	4	-	-	-	-	2	-	-	-	-	-	-	-	-				

2017 Rookie of the Year Classification

Rider	Nation	Point	Leader Previous	QAT	ARG	AME	SPA	FRA	ITA	CAT	NED	GER	CZE	AUT	GBR	RSM	ARA	JPN	AUS	MAL	VAL
1 ZARCO Johann	FRA	117		-	11	11	13	20	9	11	2	7	4	11	10	1	7				
2 FOLGER Jonas	GER	84	33	33	6	10	5	8	9	3	10	-	20	6	-	7	-				
3 RINS Alex	SPA	27	90	57	7	-	-	-	-	-	-	-	5	-	7	8	-				
4 LOWES Sam	GBR	2	115	25	-	-	-	-	2	-	-	-	-	-	-	-	-				

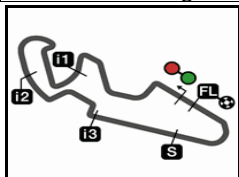
These data/results cannot be reproduced, stored and/or transmitted in whole or in part by any manner of electronic, mechanical, photocopying, recording, broadcasting or otherwise now known or herein after developed without the previous express consent by the copyright owner, except for reproduction in daily press and regular printed publications on sale to the public within 60 days of the event related to those data/results and always provided that copyright symbol appears together as follows below.

© DORNA, 2017

Official MotoGP Timing by TISSOT
www.motogp.com

Alcañiz, Sunday, September 24, 2017





5077 m.

After the **GRAN PREMIO MOVISTAR DE ARAGÓN****MotoGP™****2017 Riders Performance**

(Qualifying Position - Starting Position - Race Position)

37

Rider	Points	QAT	ARG	AME	SPA	FRA	ITA	CAT	NED	GER	CZE	AUT	GBR	RSM	ARA	JPN	AUS	MAL	VAL
1 MARQUEZ Marc	224	3	1	1	2	5	6	4	2	1	1	1	1	3	5				
		3-4	1-NC	1-1	2-2	5-NC	6-6	4-2	2-3	1-1	1-1	1-2	1-NC	3-1	5-1	-	-	-	-
2 DOVIZIOSO Andrea	208	5	13	7	14	6	3	7	9	10	4	2	6	2	7				
		5-2	13-NC	7-6	14-5	6-4	3-1	7-1	9-5	10-8	4-6	2-1	6-1	2-3	7-7	-	-	-	-
3 VIÑALES Maverick	196	1	6	2	4	1	1	9	11	11	7	4	4	1	1				
		1-1	6-1	2-NC	4-6	1-1	1-2	9-10	11-NC	11-4	7-3	4-6	4-2	1-4	1-4	-	-	-	-
4 PEDROSA Dani	170	7	5	4	1	13	5	1	12	3	3	8	7	7	6				
		7-5	5-NC	4-3	1-1	13-3	5-NC	1-3	12-13	3-3	3-2	8-3	7-7	7-14	6-2	-	-	-	-
5 ROSSI Valentino	168	10	7	3	7	2	2	13	4	9	2	7	2		3				
		10-3	7-2	3-2	7-10	2-NC	2-4	13-8	4-1	9-5	2-4	7-7	2-3	-	3-5	-	-	-	-
6 ZARCO Johann	117	4	14	5	6	3	11	14	1	19	10	6	8	6	11				
		4-NC	14-5	5-5	6-4	3-2	11-7	14-5	1-14	19-9	10-12	6-5	8-6	6-15	11-9	-	-	-	-
7 LORENZO Jorge	106	12	16	6	8	16	7	2	21	6	6	3	5	5	2				
		12-11	16-NC	6-9	8-3	16-6	7-8	2-4	21-15	6-11	6-15	3-4	5-5	5-NC	2-3	-	-	-	-
8 PETRUCCI Danilo	95	11	4	13	13	19	9	3	3	2	8	5	18	8	16				
		11-NC	4-7	13-8	13-7	19-NC	9-3	3-NC	3-2	2-12	8-7	5-NC	17-NC	8-2	16-20	-	-	-	-
9 CRUTCHLOW Cal	92	9	3	9	3	4	13	17	8	4	5	9	3	4	4				
		9-NC	3-3	9-4	3-NC	4-5	13-NC	17-11	8-4	4-10	5-5	9-15	3-4	4-13	4-NC	-	-	-	-
10 FOLGER Jonas	84	8	11	8	9	15	15	8	6	5	14	13		16	18				
		8-10	11-6	8-11	9-8	15-7	15-13	8-6	6-NC	5-2	14-10	13-NC	-NS	16-9	18-16	-	-	-	-
11 BAUTISTA Alvaro	70	13	10	19	17	14	8	10	7	12	9	17	14	10	9				
		13-NC	10-4	19-15	17-NC	14-NL	8-5	10-7	7-NC	12-6	9-NC	17-8	13-10	10-12	9-8	-	-	-	-
12 MILLER Jack	56	16	17	12	10	11	19	15	13	13	15	19	17	14	13				
		16-8	17-9	12-10	10-NC	11-8	19-15	15-NC	13-6	13-15	15-14	19-NC	16-16	14-6	13-13	-	-	-	-

NC=Not classified NL=Not finished first lap NP=Not started race re-start N2=Not finished first lap race re-start EX=Excluded NS=Not Started DS=Disqualified

These data/results cannot be reproduced, stored and/or transmitted in whole or in part by any manner of electronic, mechanical, photocopying, recording, broadcasting or otherwise now known or herein after developed without the previous express consent by the copyright owner, except for reproduction in daily press and regular printed publications on sale to the public within 60 days of the event related to those data/results and always provided that copyright symbol appears together as follows below.
© DORNA, 2017



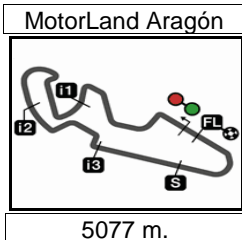
	Rider	Points	QAT	ARG	AME	SPA	FRA	ITA	CAT	NED	GER	CZE	AUT	GBR	RSM	ARA	JPN	AUS	MAL	VAL
13	REDDING Scott	56	6 6-7	15 15-8	10 10-12	11 11-11	7 7-NC	20 20-12	11 11-13	5 5-NC	23 23-20	23 23-16	15 15-12	12 11-8	19 19-7	22 22-14	-	-	-	-
14	ESPARGARO Aleix	53	15 15-6	8 8-NC	22 22-17	12 12-9	18 18-NC	12 12-NC	5 5-NC	15 15-10	8 8-7	11 11-8	20 20-13	9 9-NC	9 9-NC	8 8-6	-	-	-	-
15	BAZ Loris	39	14 14-12	9 9-11	14 14-NC	20 20-13	12 12-9	17 17-18	16 16-12	14 14-8	14 14-19	12 12-NC	12 12-9	21 20-15	15 15-16	17 17-21	-	-	-	-
16	IANNONE Andrea	37	2 2-NC	12 12-16	11 11-7	5 5-NC	17 17-10	16 16-10	12 12-16	16 16-9	16 16-NC	20 20-19	10 10-11	15 14-NC	21 21-NC	10 10-12	-	-	-	-
17	ESPARGARO Pol	37	22 22-16	18 18-14	21 21-NC	15 15-NC	8 8-12	18 18-NC	20 20-18	19 19-11	7 7-13	18 18-9	16 16-NC	11 10-11	17 17-11	14 14-10	-	-	-	-
18	ABRAHAM Karel	28	17 17-14	2 2-10	17 17-NC	19 19-15	9 9-NC	21 21-16	18 18-14	18 18-7	20 20-17	17 17-13	11 11-14	20 19-13	12 12-17	15 15-NC	-	-	-	-
19	RABAT Tito	28	19 19-15	20 20-12	16 16-13	18 18-NC	22 22-11	10 10-11	19 19-15	23 23-12	24 24-18	21 21-17	24 24-19	22 21-12	18 18-NC	21 21-15	-	-	-	-
20	RINS Alex	27	18 18-9	23 23-NC	-	-	-	-	-	17 17-17	22 22-21	13 13-11	21 21-16	13 12-9	20 20-8	20 20-17	-	-	-	-
21	BARBERA Hector	23	20 20-13	21 21-13	15 15-14	21 21-12	20 20-NC	14 14-14	6 6-9	20 20-16	18 18-DS	16 16-20	14 14-17	16 15-14	13 13-NC	19 19-18	-	-	-	-
22	PIRRO Michele	18	-	-	-	-	-	4 4-9	-	-	-	-	-	-	11 11-5	-	-	-	-	-
23	SMITH Bradley	14	23 23-17	19 19-15	18 18-16	16 16-14	10 10-13	23 23-20	-NS	22-NC	15-14	19-NC	22-18	18-17	22-10	23-19	-	-	-	-
24	KALLIO Mika	11	-	-	-	-	-	-	-	-	17 17-16	-	18 18-10	-	-	12 12-11	-	-	-	-
25	LOWES Sam	2	21 21-18	22 22-NC	20 20-NC	22 22-16	21 21-14	22 22-19	21 21-19	10-NC	21-NC	22-18	23 23-20	23 22-NC	23 23-NC	24 24-22	-	-	-	-
26	GUINTOLI Sylvain	1	-	-	-	-	23 23-15	24 24-17	22 22-17	-	-	-	-	-	-	-	-	-	-	-
27	TSUDA Takuya	0	-	-	-	23 23-17	-	-	-	-	-	-	-	-	-	-	-	-	-	-

NC=Not classified NL=Not finished first lap NP=Not started race re-start N2=Not finished first lap race re-start EX=Excluded NS=Not Started DS=Disqualified

These data/results cannot be reproduced, stored and/or transmitted in whole or in part by any manner of electronic, mechanical, photocopying, recording, broadcasting or otherwise now known or herein after developed without the previous express consent by the copyright owner, except for reproduction in daily press and regular printed publications on sale to the public within 60 days of the event related to those data/results and always provided that copyright symbol appears together as follows below.
© DORNA, 2017

Official MotoGP Timing by TISSOT
www.motogp.com





Results and timing service provided by TISSOT

MotoGP™

GRAN PREMIO MOVISTAR DE ARAGÓN
Official Starting Grid

Race : 23 laps = 116.771 km



1	3 1'47.815 46 Valentino ROSSI Yamaha	2 1'47.735 99 Jorge LORENZO Ducati	1 1'47.635 25 Maverick VIÑALES Yamaha
2	6 1'48.107 26 Dani PEDROSA Honda	5 1'47.963 93 Marc MARQUEZ Honda	4 1'47.830 35 Cal CRUTCHLOW Honda
3	9 1'48.187 19 Alvaro BAUTISTA Ducati	8 1'48.159 41 Aleix ESPARGARO Aprilia	7 1'48.137 4 Andrea DOVIZIOSO Ducati
4	12 1'48.471 36 Mika KALLIO KTM	11 1'48.402 5 Johann ZARCO Yamaha	10 1'48.289 29 Andrea IANNONE Suzuki
5	15 1'48.467 17 Karel ABRAHAM Ducati	14 1'48.387 44 Pol ESPARGARO KTM	13 1'48.307 43 Jack MILLER Honda
6	18 1'49.034 94 Jonas FOLGER Yamaha	17 1'48.911 76 Loris BAZ Ducati	16 1'48.908 9 Danilo PETRUCCI Ducati
7	21 1'49.258 53 Tito RABAT Honda	20 1'49.233 42 Alex RINS Suzuki	19 1'49.052 8 Hector BARBERA Ducati
8	24 1'50.769 22 Sam LOWES Aprilia	23 1'49.578 38 Bradley SMITH KTM	22 1'49.288 45 Scott REDDING Ducati

The results are provisional until the end of the limit for protest and appeals and until the ratification of the Event Management Committee.

Time limit for protest expires 60' at the latest after publication of the results - Mr. Time:

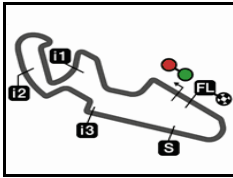
These data/results cannot be reproduced, stored and/or transmitted in whole or in part by any manner of electronic, mechanical, photocopying, recording, broadcasting or otherwise now known or herein after developed without the previous express consent by the copyright owner, except for reproduction in daily press and regular printed publications on sale to the public within 60 days of the event related to those data/results and always provided that copyright symbol appears together as follows below.

© DORNA, 2017

Official MotoGP Timing by TISSOT
 www.motogp.com

Alcañiz, Sunday, September 24, 2017





5077 m.

GRAN PREMIO MOVISTAR DE ARAGÓN

Race

Top Speed & Average



Rider	Nation	Motorcycle	Top 5 speeds					Average	Top
19 Alvaro BAUTISTA	SPA	DUCATI	343.4	343.2	342.6	342.4	341.8	342.7	343.4
8 Hector BARBERA	SPA	DUCATI	340.8	340.5	340.2	340.1	339.9	340.3	340.8
44 Pol ESPARGARO	SPA	KTM	340.5	340.1	339.1	337.7	336.2	338.7	340.5
17 Karel ABRAHAM	CZE	DUCATI	340.3	340.1	338.4	336.4	334.6	338.0	340.3
4 Andrea DOVIZIOSO	ITA	DUCATI	339.5	339.4	339.3	339.0	338.8	339.2	339.5
41 Aleix ESPARGARO	SPA	APRILIA	338.1	337.0	335.6	334.8	334.7	336.0	338.1
9 Danilo PETRUCCI	ITA	DUCATI	337.9	332.8	332.3	331.0	330.8	333.0	337.9
26 Dani PEDROSA	SPA	HONDA	337.9	337.9	337.8	337.5	337.3	337.7	337.9
36 Mika KALLIO	FIN	KTM	337.8	336.9	335.9	335.9	334.8	336.3	337.8
93 Marc MARQUEZ	SPA	HONDA	336.5	335.7	334.7	334.6	334.3	335.2	336.5
25 Maverick VIÑALES	SPA	YAMAHA	336.3	335.6	335.2	335.2	332.5	335.0	336.3
38 Bradley SMITH	GBR	KTM	336.3	335.2	334.5	334.1	333.5	334.7	336.3
45 Scott REDDING	GBR	DUCATI	336.2	335.5	334.9	334.3	333.9	335.0	336.2
99 Jorge LORENZO	SPA	DUCATI	336.0	334.1	333.2	332.7	332.1	333.6	336.0
53 Tito RABAT	SPA	HONDA	335.8	334.2	333.9	333.9	331.3	333.8	335.8
5 Johann ZARCO	FRA	YAMAHA	335.7	334.2	333.8	333.0	332.6	333.9	335.7
35 Cal CRUTCHLOW	GBR	HONDA	335.5	334.5	334.2	333.4	333.2	334.2	335.5
43 Jack MILLER	AUS	HONDA	334.6	331.3	330.9	330.3	330.3	331.5	334.6
94 Jonas FOLGER	GER	YAMAHA	334.4	333.6	332.3	330.9	330.7	332.4	334.4
76 Loris BAZ	FRA	DUCATI	334.3	333.6	332.8	331.8	331.3	332.8	334.3
22 Sam LOWES	GBR	APRILIA	334.1	329.6	329.4	328.3	328.1	329.9	334.1
42 Alex RINS	SPA	SUZUKI	333.4	332.6	332.1	332.0	331.6	332.3	333.4
46 Valentino ROSSI	ITA	YAMAHA	333.4	332.9	332.4	332.1	332.0	332.6	333.4
29 Andrea IANNONE	ITA	SUZUKI	332.5	332.5	332.1	331.2	330.4	331.7	332.5

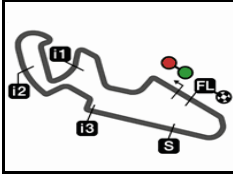
These data/results cannot be reproduced, stored and/or transmitted in whole or in part by any manner of electronic, mechanical, photocopying, recording, broadcasting or otherwise now known or herein after developed without the previous express consent by the copyright owner, except for reproduction in daily press and regular printed publications on sale to the public within 60 days of the event related to those data/results and always provided that copyright symbol appears together as follows below.

© DORNA, 2017

Official MotoGP Timing by TISSOT
www.motogp.com




Alcañiz, Sunday, September 24, 2017



5077 m.

GRAN PREMIO MOVISTAR DE ARAGÓN**Race****Fastest Laps Sequence**

<i>Lap</i>	<i>Race Time</i>	 <i>Rider</i>	<i>Nation</i>	<i>Motorcycle</i>	<i>Time</i>	<i>Km/h</i>	<i>Riders's Lap</i>
2	3'41.094	99 Jorge LORENZO	SPA	DUCATI	1'49.564	166.8	2
2	3'41.694	46 Valentino ROSSI	ITA	YAMAHA	1'49.334	167.1	2
3	5'31.721	4 Andrea DOVIZIOSO	ITA	DUCATI	1'49.251	167.2	3
3	5'31.822	93 Marc MARQUEZ	SPA	HONDA	1'49.234	167.3	3
19	34'48.733	26 Dani PEDROSA	SPA	HONDA	1'49.140	167.4	19

These data/results cannot be reproduced, stored and/or transmitted in whole or in part by any manner of electronic, mechanical, photocopying, recording, broadcasting or otherwise now known or herein after developed without the previous express consent by the copyright owner, except for reproduction in daily press and regular printed publications on sale to the public within 60 days of the event related to those data/results and always provided that copyright symbol appears together as follows below.

© DORNA, 2017

Official MotoGP Timing by TISSOT
www.motogp.com

Alcañiz, Sunday, September 24, 2017

