


4448 m.

## MICHELIN® AUSTRALIAN MOTORCYCLE GRAND PRIX

Qualifying Nr. 1  
Classification

17

	Rider	Nation	Team	Motorcycle	Time	Lap Total	Gap	Top Speed
1	46 Valentino ROSSI	ITA	Movistar Yamaha MotoGP	YAMAHA	<b>1'29.346</b>	8 8		<b>334.5</b>
2	38 Bradley SMITH	GBR	Red Bull KTM Factory Racing	KTM	<b>1'29.705</b>	7 7	0.359 0.359	<b>334.1</b>
3	42 Alex RINS	SPA	Team SUZUKI ECSTAR	SUZUKI	<b>1'29.824</b>	3 8	0.478 0.119	<b>335.0</b>
4	53 Tito RABAT	SPA	EG 0,0 Marc VDS	HONDA	<b>1'29.847</b>	7 8	0.501 0.023	<b>333.6</b>
5	17 Karel ABRAHAM	CZE	Pull&Bear Aspar Team	DUCATI	<b>1'29.961</b>	3 8	0.615 0.114	<b>341.9</b>
6	99 Jorge LORENZO	SPA	Ducati Team	DUCATI	<b>1'30.085</b>	2 7	0.739 0.124	<b>333.2</b>
7	76 Loris BAZ	FRA	Reale Avintia Racing	DUCATI	<b>1'30.224</b>	6 7	0.878 0.139	<b>333.9</b>
8	9 Danilo PETRUCCI	ITA	OCTO Pramac Racing	DUCATI	<b>1'30.471</b>	3 7	1.125 0.247	<b>338.0</b>
9	8 Hector BARBERA	SPA	Reale Avintia Racing	DUCATI	<b>1'30.543</b>	6 8	1.197 0.072	<b>342.0</b>
10	45 Scott REDDING	GBR	OCTO Pramac Racing	DUCATI	<b>1'30.806</b>	7 8	1.460 0.263	<b>329.6</b>
11	23 Broc PARKES	AUS	Monster Yamaha Tech 3	YAMAHA	<b>1'30.889</b>	7 7	1.543 0.083	<b>329.5</b>
12	19 Alvaro BAUTISTA	SPA	Pull&Bear Aspar Team	DUCATI	<b>1'30.900</b>	7 8	1.554 0.011	<b>340.6</b>
13	22 Sam LOWES	GBR	Aprilia Racing Team Gresini	APRILIA	<b>1'31.158</b>	8 8	1.812 0.258	<b>328.3</b>

Practice condition: Dry

Air: 14°

Humidity: 66%

Ground: 27°

<b>Fastest Lap:</b>	Lap: 8	<b>Valentino ROSSI</b>	<b>1'29.346</b>	179.2 Km/h
<b>Circuit Record Lap:</b>	2013	<b>Marc MARQUEZ</b>	<b>1'28.108</b>	181.7 Km/h
<b>Circuit Best Lap:</b>	2013	<b>Jorge LORENZO</b>	<b>1'27.899</b>	182.1 Km/h

The results are provisional until the end of the limit for protest and appeals.

Time limit for protest expires 30' after publication of the results - ..... Time: .....

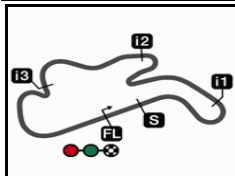
These data/results cannot be reproduced, stored and/or transmitted in whole or in part by any manner of electronic, mechanical, photocopying, recording, broadcasting or otherwise now known or herein after developed without the previous express consent by the copyright owner, except for reproduction in daily press and regular printed publications on sale to the public within 60 days of the event related to those data/results and always provided that copyright symbol appears together as follows below.

© DORNA, 2017

Official MotoGP Timing by TISSOT  
www.motogp.com

Phillip Island, Saturday, October 21, 2017





4448 m.

## MICHELIN® AUSTRALIAN MOTORCYCLE GRAND PRIX

Qualifying Nr. 1

Top Speed &amp; Average

18



Rider	Nation	Motorcycle	Top 5 speeds					Average	Top
8 <b>Hector BARBERA</b>	<b>SPA</b>	DUCATI	342.0	338.7	338.0	337.0	333.8	337.9	<b>342.0</b>
17 <b>Karel ABRAHAM</b>	<b>CZE</b>	DUCATI	341.9	341.6	341.2	341.2	335.1	340.2	<b>341.9</b>
19 <b>Alvaro BAUTISTA</b>	<b>SPA</b>	DUCATI	340.6	339.4	338.7	338.3	336.5	338.7	<b>340.6</b>
9 <b>Daniilo PETRUCCI</b>	<b>ITA</b>	DUCATI	338.0	337.9	337.8	337.1	336.6	337.5	<b>338.0</b>
42 <b>Alex RINS</b>	<b>SPA</b>	SUZUKI	335.0	333.6	333.5	333.5	333.2	333.8	<b>335.0</b>
46 <b>Valentino ROSSI</b>	<b>ITA</b>	YAMAHA	334.5	333.8	333.4	332.7	332.4	333.4	<b>334.5</b>
38 <b>Bradley SMITH</b>	<b>GBR</b>	KTM	334.1	334.0	334.0	333.8	333.6	333.9	<b>334.1</b>
76 <b>Loris BAZ</b>	<b>FRA</b>	DUCATI	333.9	333.6	331.4	330.5	329.7	331.8	<b>333.9</b>
53 <b>Tito RABAT</b>	<b>SPA</b>	HONDA	333.6	333.6	331.3	331.3	316.9	329.3	<b>333.6</b>
99 <b>Jorge LORENZO</b>	<b>SPA</b>	DUCATI	333.2	332.5	331.8	331.4	331.0	332.0	<b>333.2</b>
45 <b>Scott REDDING</b>	<b>GBR</b>	DUCATI	329.6	326.5	326.3	324.9	320.2	325.5	<b>329.6</b>
23 <b>Broc PARKES</b>	<b>AUS</b>	YAMAHA	329.5	328.8	328.5	328.2	317.5	326.5	<b>329.5</b>
22 <b>Sam LOWES</b>	<b>GBR</b>	APRILIA	328.3	328.2	326.6	326.5	326.5	327.2	<b>328.3</b>

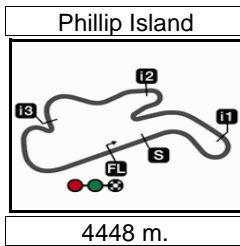
These data/results cannot be reproduced, stored and/or transmitted in whole or in part by any manner of electronic, mechanical, photocopying, recording, broadcasting or otherwise now known or herein after developed without the previous express consent by the copyright owner, except for reproduction in daily press and regular printed publications on sale to the public within 60 days of the event related to those data/results and always provided that copyright symbol appears together as follows below.

© DORNA, 2017

Official MotoGP Timing by **TISSOT**  
www.motogp.com



Phillip Island, Saturday, October 21, 2017



Results and timing service provided by TISSOT

MotoGP™

MICHELIN® AUSTRALIAN MOTORCYCLE GRAND PRIX

Qualifying Nr. 1

Chronological Analysis of Performances

19

\* Lap / Sector time cancelled T1 Time from finish line to 1st intermediate T3 Time from 2nd intermed. to 3rd intermed.  
P Crossing the finish line in pit lane T2 Time from 1st intermed. to 2nd intermed. T4 Time from 3rd intermediate to finish line

Lap	Lap Time	T1	T2	T3	T4	Speed	Lap	Lap Time	T1	T2	T3	T4	Speed	
<b>1st</b>	<b>46</b>	<b>Valentino ROSSI</b>		Movistar Yamaha Mot		ITA	2	<b>1'30.292</b>	21.579	26.292	17.486	24.935	314.9	
		Runs=2	Total laps=9	Full laps=5			3	<b>1'30.018</b>	21.403	26.232	17.342	25.041	331.3	
							4	1'31.032 P	22.495	26.761	17.609	24.167	331.3	
	<b>Run # 1</b>	<b>Front Tyre Slick-Soft</b>	<b>Rear Tyre Slick-Soft</b>					<b>Run # 2</b>	<b>Front Tyre Slick-Soft</b>	<b>Rear Tyre Slick-Soft</b>				
	1	2'31.335	27.407	27.629	17.837	25.486		5	1'34.954	25.547	26.719	17.630	25.058	
	2	<b>1'30.571</b>	21.700	26.298	17.455	25.118	332.7	6	<b>1'29.893</b>	21.370	26.249	17.361	24.913	333.6
	3	<b>1'29.665</b>	21.338	25.984	17.346	24.997	333.4	7	<b>1'29.847</b>	21.329	26.158	17.396	24.964	333.6
	4	<b>1'29.909</b>	21.335	26.159	17.406	25.009	333.8	8	<b>1'45.397</b>	25.001	33.289	20.858	26.249	316.9
	5	1'27.463 P	22.258	26.959	17.938	20.308	330.7							
	<b>Run # 2</b>	<b>Front Tyre Slick-Soft</b>	<b>Rear Tyre Slick-Soft</b>											
	6	1'36.043	26.540	26.780	17.566	25.157								
	7	<b>1'30.060</b>	21.474	26.204	17.413	24.969	332.4							
	8	<b>1'29.346</b>	21.266	25.923	17.262	24.895	334.5							
	-1	PIT	25.956	28.929	18.575	20.936	332.2							
<b>2nd</b>	<b>38</b>	<b>Bradley SMITH</b>		Red Bull KTM Factory		GBR								
		Runs=2	Total laps=8	Full laps=4										
	<b>Run # 1</b>	<b>Front Tyre Slick-Medium</b>	<b>Rear Tyre Slick-Soft</b>					<b>Run # 2</b>	<b>Front Tyre Slick-Medium</b>	<b>Rear Tyre Slick-Soft</b>				
	1	2'11.752	29.159	28.123	18.091	25.612		5	1'39.601	26.646	27.529	18.051	27.375	
	2	<b>1'30.472</b>	21.536	26.326	17.472	25.138	333.8	6	<b>1'30.148</b>	21.468	26.268	17.356	25.056	341.2
	3	<b>1'30.075</b>	21.401	26.184	17.414	25.076	334.0	7	<b>1'35.853</b>	21.740	29.001	18.138	26.974	327.0
	4	1'32.326 P	24.063	28.270	18.307	21.686	320.7	8	<b>1'29.990</b>	21.240	26.274	17.398	25.078	341.6
	<b>Run # 2</b>	<b>Front Tyre Slick-Medium</b>	<b>Rear Tyre Slick-Soft</b>											
	5	1'41.422	29.348	28.657	17.955	25.462								
	6	<b>1'30.269</b>	21.511	26.156	17.398	25.204	333.6							
	7	<b>1'29.705</b>	21.332	26.120	17.316	24.937	334.0							
	-1	PIT	27.100	29.054	18.597	21.554	334.1							
<b>3rd</b>	<b>42</b>	<b>Alex RINS</b>		Team SUZUKI ECST		SPA								
		Runs=2	Total laps=8	Full laps=5										
	<b>Run # 1</b>	<b>Front Tyre Slick-Medium</b>	<b>Rear Tyre Slick-Soft</b>					<b>Run # 2</b>	<b>Front Tyre Slick-Soft</b>	<b>Rear Tyre Slick-Soft</b>				
	1	2'52.159	29.011	28.492	18.563	26.183		5	1'35.732	25.895	26.572	17.979	25.286	
	2	<b>1'31.229</b>	21.971	26.636	17.520	25.102	333.6	6	<b>1'30.439</b>	21.544	26.171	17.594	25.130	331.4
	3	<b>1'29.824</b>	21.415	26.175	17.336	24.898	333.2	7	<b>1'30.593</b>	21.434	26.390	17.691	25.078	331.8
	4	<b>1'30.174</b>	21.481	26.157	17.347	25.189	333.5	-1	PIT	24.557	29.398	19.353	23.353	331.0
	5	1'29.401 P	21.910	27.422	18.366	21.703	330.0							
	<b>Run # 2</b>	<b>Front Tyre Slick-Medium</b>	<b>Rear Tyre Slick-Soft</b>											
	6	1'43.419	30.547	28.486	18.437	25.949								
	7	<b>1'31.812</b>	21.984	26.726	17.748	25.354	333.5							
	8	<b>1'29.881</b>	21.400	26.300	17.331	24.850	335.0							
<b>4th</b>	<b>53</b>	<b>Tito RABAT</b>		EG 0,0 Marc VDS		SPA								
		Runs=2	Total laps=8	Full laps=5										
	<b>Run # 1</b>	<b>Front Tyre Slick-Soft</b>	<b>Rear Tyre Slick-Soft</b>					<b>Run # 2</b>	<b>Front Tyre Slick-Medium</b>	<b>Rear Tyre Slick-Soft</b>				
	1	2'18.267	25.501	26.933	17.740	25.252		5	1'38.622	28.903	26.972	17.596	25.151	
								6	<b>1'30.224</b>	21.441	26.286	17.390	25.107	333.9

**Fastest Lap:** Valentino ROSSI Movistar Yamaha Mot ITA **1'29.346** 21.266 25.923 17.262 24.895

These data/results cannot be reproduced, stored and/or transmitted in whole or in part by any manner of electronic, mechanical, photocopying, recording, broadcasting or otherwise now known or herein after developed without the previous express consent by the copyright owner, except for reproduction in daily press and regular printed publications on sale to the public within 60 days of the event related to those data/results and always provided that copyright symbol appears together as follows below.  
© DORNA, 2017



# Qualifying Nr. 1

MotoGP

Lap	Lap Time	T1	T2	T3	T4	Speed	Lap	Lap Time	T1	T2	T3	T4	Speed
7	1'30.380	21.376	26.324	17.478	25.202	333.6	12th	19	<b>Alvaro BAUTISTA</b>				Pull&Bear Aspar Tea SPA
-1	PIT	23.007	29.900	19.738	24.076	331.4			Runs=2	Total laps=8	Full laps=5		
<b>8th 9 Danilo PETRUCCI</b>							OCTO Pramac Racin ITA						
Runs=2 Total laps=8 Full laps=4													
<b>Run # 1</b>	<b>Front Tyre</b>	<b>Slick-Medium</b>	<b>Rear Tyre</b>		<b>Slick-Soft</b>								
1	2'03.707	28.805	28.894	18.358	26.094								
2	1'30.767	21.492	26.363	17.686	25.226	337.8							
3	1'30.471	21.453	26.230	17.572	25.216	337.9							
4	1'30.529	21.414	26.234	17.636	25.245	338.0							
5	1'30.944	P 22.918	27.967	18.759	21.300	331.4							
<b>Run # 2</b>	<b>Front Tyre</b>	<b>Slick-Medium</b>	<b>Rear Tyre</b>		<b>Slick-Soft</b>								
6	1'37.202	26.656	26.844	17.888	25.814								
7	1'32.034	21.377	26.839	18.551	25.267	336.6							
-1	unfinished	21.435	26.266	17.631		337.1							
<b>9th 8 Hector BARBERA</b>							Reale Avintia Racing SPA						
Runs=2 Total laps=8 Full laps=5													
<b>Run # 1</b>	<b>Front Tyre</b>	<b>Slick-Medium</b>	<b>Rear Tyre</b>		<b>Slick-Soft</b>								
1	2'04.455	29.450	28.793	18.670	25.905								
2	1'31.369	21.940	26.761	17.543	25.125	324.6							
3	1'30.805	21.561	26.531	17.466	25.247	338.0							
4	1'29.687	P 21.566	26.636	17.925	23.560	333.8							
<b>Run # 2</b>	<b>Front Tyre</b>	<b>Slick-Medium</b>	<b>Rear Tyre</b>		<b>Slick-Soft</b>								
5	1'37.055	25.948	27.404	18.094	25.609								
6	1'30.543	21.498	26.460	17.402	25.183	337.0							
7	1'35.650	21.688	31.161	17.634	25.167	342.0							
8	1'36.315	21.561	26.519	18.126	30.109	338.7							
<b>10th 45 Scott REDDING</b>							OCTO Pramac Racin GBR						
Runs=2 Total laps=8 Full laps=5													
<b>Run # 1</b>	<b>Front Tyre</b>	<b>Slick-Hard</b>	<b>Rear Tyre</b>		<b>Slick-Soft</b>								
1	2'04.388	31.535	30.906	18.812	25.958								
2	1'32.159	22.273	26.828	17.706	25.352	320.2							
3	1'31.482	21.819	26.726	17.577	25.360	326.5							
4	1'33.050	P 25.667	27.663	18.101	21.619	316.7							
<b>Run # 2</b>	<b>Front Tyre</b>	<b>Slick-Hard</b>	<b>Rear Tyre</b>		<b>Slick-Soft</b>								
5	1'41.632	27.607	30.297	18.094	25.634								
6	1'31.564	21.732	26.744	17.699	25.389	324.9							
7	1'30.806	21.645	26.377	17.508	25.276	329.6							
8	1'31.196	21.685	26.499	17.612	25.400	326.3							
<b>11th 23 Broc PARKES</b>							Monster Yamaha Tec AUS						
Runs=2 Total laps=8 Full laps=4													
<b>Run # 1</b>	<b>Front Tyre</b>	<b>Slick-Soft</b>	<b>Rear Tyre</b>		<b>Slick-Soft</b>								
1	1'58.886	31.000	28.052	18.163	26.229								
2	1'31.536	22.012	26.609	17.643	25.272	328.5							
3	1'31.166	21.704	26.524	17.568	25.370	328.2							
4	1'36.583	P 23.653	32.081	18.952	21.897	317.5							
<b>Run # 2</b>	<b>Front Tyre</b>	<b>Slick-Soft</b>	<b>Rear Tyre</b>		<b>Slick-Soft</b>								
5	1'40.914	29.272	27.675	18.479	25.488								
6	1'31.130	21.693	26.582	17.689	25.166	328.8							
7	1'30.889	21.530	26.562	17.580	25.217	329.5							
-1	PIT	26.053	33.363	21.183	23.913	315.9							

**Fastest Lap:** Valentino ROSSI Movistar Yamaha Mot ITA 1'29.346 21.266 25.923 17.262 24.895

These data/results cannot be reproduced, stored and/or transmitted in whole or in part by any manner of electronic, mechanical, photocopying, recording, broadcasting or otherwise now known or herein after developed without the previous express consent by the copyright owner, except for reproduction in daily press and regular printed publications on sale to the public within 60 days of the event related to those data/results and always provided that copyright symbol appears together as follows below.  
© DORNA, 2017


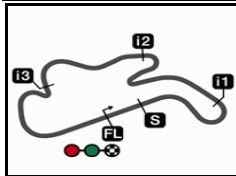
Official MotoGP Timing by TISSOT  
www.motogp.com

Phillip Island, Saturday, October 21, 2017

Page 2 of 2



Phillip Island

Results and timing service provided by **MotoGP™**

4448 m.

**MICHELIN® AUSTRALIAN MOTORCYCLE GRAND PRIX***After the Qualifying Nr. 1***Event Best Maximum Speed**

<i>Rider</i>	<i>Nation Team</i>	<i>Motorcycle</i>	<i>Km/h</i>	
8 <b>Hector BARBERA</b>	<b>SPA</b> Reale Avintia Racing	DUCATI	<b>342.0</b>	Qualifying Nr. 1
17 <b>Karel ABRAHAM</b>	<b>CZE</b> Pull&Bear Aspar Team	DUCATI	<b>341.9</b>	Qualifying Nr. 1
19 <b>Alvaro BAUTISTA</b>	<b>SPA</b> Pull&Bear Aspar Team	DUCATI	<b>340.6</b>	Qualifying Nr. 1
93 <b>Marc MARQUEZ</b>	<b>SPA</b> Repsol Honda Team	HONDA	<b>339.0</b>	Free Practice Nr. 4
9 <b>Danilo PETRUCCI</b>	<b>ITA</b> OCTO Pramac Racing	DUCATI	<b>339.0</b>	Free Practice Nr. 2
4 <b>Andrea DOVIZIOSO</b>	<b>ITA</b> Ducati Team	DUCATI	<b>338.7</b>	Free Practice Nr. 4
29 <b>Andrea IANNONE</b>	<b>ITA</b> Team SUZUKI ECSTAR	SUZUKI	<b>338.2</b>	Free Practice Nr. 4
44 <b>Po Espargaro</b>	<b>SPA</b> Red Bull KTM Factory Racing	KTM	<b>337.8</b>	Free Practice Nr. 4
99 <b>Jorge LORENZO</b>	<b>SPA</b> Ducati Team	DUCATI	<b>337.2</b>	Free Practice Nr. 4
38 <b>Bradley SMITH</b>	<b>GBR</b> Red Bull KTM Factory Racing	KTM	<b>336.9</b>	Free Practice Nr. 2
43 <b>Jack MILLER</b>	<b>AUS</b> EG 0,0 Marc VDS	HONDA	<b>335.2</b>	Free Practice Nr. 1
5 <b>Johann ZARCO</b>	<b>FRA</b> Monster Yamaha Tech 3	YAMAHA	<b>335.2</b>	Free Practice Nr. 4
42 <b>Alex RINS</b>	<b>SPA</b> Team SUZUKI ECSTAR	SUZUKI	<b>335.0</b>	Qualifying Nr. 1
46 <b>Valentino ROSSI</b>	<b>ITA</b> Movistar Yamaha MotoGP	YAMAHA	<b>334.5</b>	Qualifying Nr. 1
25 <b>Maverick VIÑALES</b>	<b>SPA</b> Movistar Yamaha MotoGP	YAMAHA	<b>333.9</b>	Free Practice Nr. 4
76 <b>Loris BAZ</b>	<b>FRA</b> Reale Avintia Racing	DUCATI	<b>333.9</b>	Qualifying Nr. 1
41 <b>Aleix ESPARGARO</b>	<b>SPA</b> Aprilia Racing Team Gresini	APRILIA	<b>333.9</b>	Free Practice Nr. 4
35 <b>Cal CRUTCHLOW</b>	<b>GBR</b> LCR Honda	HONDA	<b>333.8</b>	Free Practice Nr. 2
53 <b>Tito RABAT</b>	<b>SPA</b> EG 0,0 Marc VDS	HONDA	<b>333.6</b>	Qualifying Nr. 1
45 <b>Scott REDDING</b>	<b>GBR</b> OCTO Pramac Racing	DUCATI	<b>329.6</b>	Qualifying Nr. 1
23 <b>Broc PARKES</b>	<b>AUS</b> Monster Yamaha Tech 3	YAMAHA	<b>329.5</b>	Qualifying Nr. 1
22 <b>Sam LOWES</b>	<b>GBR</b> Aprilia Racing Team Gresini	APRILIA	<b>328.3</b>	Qualifying Nr. 1
26 <b>Dani PEDROSA</b>	<b>SPA</b> Repsol Honda Team	HONDA	<b>327.1</b>	Free Practice Nr. 2

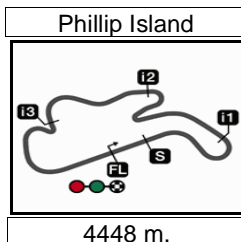
These data/results cannot be reproduced, stored and/or transmitted in whole or in part by any manner of electronic, mechanical, photocopying, recording, broadcasting or otherwise now known or herein after developed without the previous express consent by the copyright owner, except for reproduction in daily press and regular printed publications on sale to the public within 60 days of the event related to those data/results and always provided that copyright symbol appears together as follows below.

© DORNA, 2017

Official MotoGP Timing by TISSOT  
www.motogp.com

Phillip Island, Saturday, October 21, 2017





Results and timing service provided by **TISSOT**

**MotoGP™**

**MICHELIN® AUSTRALIAN MOTORCYCLE GRAND PRIX**

**Qualifying Nr. 1**

**Best Partial Times**

*IT* Ideal Lap Time, sum of the best partial times

*BT* Best Lap Time

<b>T1</b>		<b>T2</b>		<b>T3</b>		<b>T4</b>						
<i>Pos</i>	<i>Rider</i>	<i>Time</i>	<i>Rider</i>	<i>Time</i>	<i>Rider</i>	<i>Time</i>	<i>Rider</i>	<i>Time</i>	<i>Pos</i>	<i>Rider</i>	<i>IT</i>	<i>BT</i>
1	K.ABRAHAM	21.240	V.ROSSI	25.923	V.ROSSI	17.262	A.RINS	24.850	1	V.ROSSI	1'29.346	1'29.346 (1)
2	V.ROSSI	21.266	J.LORENZO	26.018	B.SMITH	17.316	V.ROSSI	24.895	2	B.SMITH	1'29.705	1'29.705 (2)
3	T.RABAT	21.329	B.SMITH	26.120	A.RINS	17.331	T.RABAT	24.913	3	K.ABRAHAM	1'29.732	1'29.961 (5)
4	B.SMITH	21.332	A.RINS	26.157	T.RABAT	17.342	J.LORENZO	24.918	4	A.RINS	1'29.738	1'29.824 (3)
5	L.BAZ	21.376	T.RABAT	26.158	K.ABRAHAM	17.356	B.SMITH	24.937	5	T.RABAT	1'29.742	1'29.847 (4)
6	D.PETRUCCI	21.377	K.ABRAHAM	26.161	L.BAZ	17.390	K.ABRAHAM	24.975	6	J.LORENZO	1'29.874	1'30.085 (6)
7	A.RINS	21.400	D.PETRUCCI	26.230	H.BARBERA	17.402	L.BAZ	25.107	7	L.BAZ	1'30.159	1'30.224 (7)
8	J.LORENZO	21.407	L.BAZ	26.286	S.REDDING	17.508	H.BARBERA	25.125	8	D.PETRUCCI	1'30.395	1'30.471 (8)
9	H.BARBERA	21.498	S.REDDING	26.377	J.LORENZO	17.531	B.PARKES	25.166	9	H.BARBERA	1'30.485	1'30.543 (9)
10	B.PARKES	21.530	A.BAUTISTA	26.452	A.BAUTISTA	17.536	D.PETRUCCI	25.216	10	B.PARKES	1'30.788	1'30.889 (11)
11	A.BAUTISTA	21.587	H.BARBERA	26.460	B.PARKES	17.568	A.BAUTISTA	25.259	11	S.REDDING	1'30.806	1'30.806 (10)
12	S.LOWES	21.631	S.LOWES	26.520	D.PETRUCCI	17.572	S.REDDING	25.276	12	A.BAUTISTA	1'30.834	1'30.900 (12)
13	S.REDDING	21.645	B.PARKES	26.524	S.LOWES	17.639	S.LOWES	25.291	13	S.LOWES	1'31.081	1'31.158 (13)


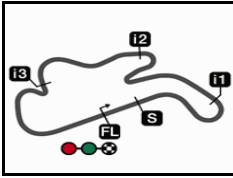
These data/results cannot be reproduced, stored and/or transmitted in whole or in part by any manner of electronic, mechanical, photocopying, recording, broadcasting or otherwise now known or herein after developed without the previous express consent by the copyright owner, except for reproduction in daily press and regular printed publications on sale to the public within 60 days of the event related to those data/results and always provided that copyright symbol appears together as follows below.

© DORNA, 2017

Official MotoGP Timing by **TISSOT**  
www.motogp.com




Phillip Island

Results and timing service provided by **MotoGP™**

4448 m.

**MICHELIN® AUSTRALIAN MOTORCYCLE GRAND PRIX****Qualifying Nr. 1****Fastest Laps Sequence**

<i>Practice Time</i>	 <i>Rider</i>	<i>Nation</i>	<i>Motorcycle</i>	<i>Time</i>	<i>Km/h</i>	<i>Rider's Lap</i>
<b>3'19.061</b>	76 <b>Loris BAZ</b>	FRA	DUCATI	<b>1'31.083</b>	175.8	2
<b>3'34.474</b>	9 <b>Danilo PETRUCCI</b>	ITA	DUCATI	<b>1'30.767</b>	176.4	2
<b>3'42.224</b>	38 <b>Bradley SMITH</b>	GBR	KTM	<b>1'30.472</b>	176.9	2
<b>3'47.630</b>	99 <b>Jorge LORENZO</b>	SPA	DUCATI	<b>1'30.085</b>	177.7	2
<b>5'12.299</b>	38 <b>Bradley SMITH</b>	GBR	KTM	<b>1'30.075</b>	177.7	3
<b>5'18.250</b>	17 <b>Karel ABRAHAM</b>	CZE	DUCATI	<b>1'29.961</b>	177.9	3
<b>5'31.571</b>	46 <b>Valentino ROSSI</b>	ITA	YAMAHA	<b>1'29.665</b>	178.5	3
<b>14'25.975</b>	46 <b>Valentino ROSSI</b>	ITA	YAMAHA	<b>1'29.346</b>	179.2	8

These data/results cannot be reproduced, stored and/or transmitted in whole or in part by any manner of electronic, mechanical, photocopying, recording, broadcasting or otherwise now known or herein after developed without the previous express consent by the copyright owner, except for reproduction in daily press and regular printed publications on sale to the public within 60 days of the event related to those data/results and always provided that copyright symbol appears together as follows below.

© DORNA, 2017

Official MotoGP Timing by **TISSOT**  
www.motogp.com

**Phillip Island, Saturday, October 21, 2017**