

4448 m.

Qualifying Results



	Rider	Nation	Team	Motorcycle	Time	Lap	Total	Gap	Top Speed
1	93 Marc MARQUEZ	SPA	Repsol Honda Team	HONDA	Q2 1'28.386	7	8		335.5
2	25 Maverick VIÑALES	SPA	Movistar Yamaha MotoGP	YAMAHA	Q2 1'28.719	8	9	0.333 0.333	337.0
3	5 Johann ZARCO	FRA	Monster Yamaha Tech 3	YAMAHA	Q2 1'28.744	6	8	0.358 0.025	336.9
4	29 Andrea IANNONE	ITA	Team SUZUKI ECSTAR	SUZUKI	Q2 1'28.937	3	8	0.551 0.193	337.8
5	43 Jack MILLER	AUS	EG 0,0 Marc VDS	HONDA	Q2 1'28.964	3	8	0.578 0.027	336.2
6	44 PoI ESPARGARO	SPA	Red Bull KTM Factory Racing	KTM	Q2 1'29.030	8	8	0.644 0.066	340.4
7	46 Valentino ROSSI	ITA	Movistar Yamaha MotoGP	YAMAHA	Q2 1'29.203	7	8	0.817 0.173	336.1
8	41 Aleix ESPARGARO	SPA	Aprilia Racing Team Gresini	APRILIA	Q2 1'29.271	9	9	0.885 0.068	335.9
9	38 Bradley SMITH	GBR	Red Bull KTM Factory Racing	KTM	Q2 1'29.321	7	8	0.935 0.050	338.0
10	35 Cal CRUTCHLOW	GBR	LCR Honda	HONDA	Q2 1'29.429	3	5	1.043 0.108	336.3
11	4 Andrea DOVIZIOSO	ITA	Ducati Team	DUCATI	Q2 1'29.496	8	9	1.110 0.067	336.8
12	26 Dani PEDROSA	SPA	Repsol Honda Team	HONDA	Q2 1'29.546	4	9	1.160 0.050	327.9
13	42 Alex RINS	SPA	Team SUZUKI ECSTAR	SUZUKI	Q1 1'29.824	3	8 (*)	0.478	335.0
14	53 Tito RABAT	SPA	EG 0,0 Marc VDS	HONDA	Q1 1'29.847	7	8 (*)	0.501 0.023	333.6
15	17 Karel ABRAHAM	CZE	Pull&Bear Aspar Team	DUCATI	Q1 1'29.961	3	8 (*)	0.615 0.114	341.9
16	99 Jorge LORENZO	SPA	Ducati Team	DUCATI	Q1 1'30.085	2	7 (*)	0.739 0.124	333.2
17	76 Loris BAZ	FRA	Reale Avintia Racing	DUCATI	Q1 1'30.224	6	7 (*)	0.878 0.139	333.9
18	9 Danilo PETRUCCI	ITA	OCTO Pramac Racing	DUCATI	Q1 1'30.471	3	7 (*)	1.125 0.247	338.0
19	8 Hector BARBERA	SPA	Reale Avintia Racing	DUCATI	Q1 1'30.543	6	8 (*)	1.197 0.072	342.0
20	45 Scott REDDING	GBR	OCTO Pramac Racing	DUCATI	Q1 1'30.806	7	8 (*)	1.460 0.263	329.6
21	23 Broc PARKES	AUS	Monster Yamaha Tech 3	YAMAHA	Q1 1'30.889	7	7 (*)	1.543 0.083	329.5
22	19 Alvaro BAUTISTA	SPA	Pull&Bear Aspar Team	DUCATI	Q1 1'30.900	7	8 (*)	1.554 0.011	340.6
23	22 Sam LOWES	GBR	Aprilia Racing Team Gresini	APRILIA	Q1 1'31.158	8	8 (*)	1.812 0.258	328.3

* Gap with the fastest rider in the Q1 session.

Pole Position:		Marc MARQUEZ	1'28.386	181.1 Km/h
Q1 Best Lap:	Lap 8	Valentino ROSSI	(*) 1'29.346	179.2 Km/h
Circuit Record Lap:	2013	Marc MARQUEZ	1'28.108	181.7 Km/h
Circuit Best Lap:	2013	Jorge LORENZO	1'27.899	182.1 Km/h

The results are provisional until the end of the limit for protest and appeals.


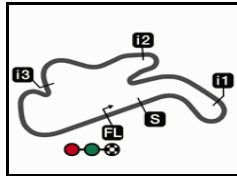
Time limit for protest expires 60' after publication of the results - Mr. Time:

These data/results cannot be reproduced, stored and/or transmitted in whole or in part by any manner of electronic, mechanical, photocopying, recording, broadcasting or otherwise now known or herein after developed without the previous express consent by the copyright owner, except for reproduction in daily press and regular printed publications on sale to the public within 60 days of the event related to those data/results and always provided that copyright symbol appears together as follows below.

© DORNA, 2017



Phillip Island

Results and timing service provided by **MotoGP™****MICHELIN® AUSTRALIAN MOTORCYCLE GRAND PRIX****Qualifying Nr. 2****Classification****20**

4448 m.



	<i>Rider</i>	<i>Nation</i>	<i>Team</i>	<i>Motorcycle</i>	<i>Time</i>	<i>Lap Total</i>	<i>Gap</i>	<i>Top Speed</i>
1	93 Marc MARQUEZ	SPA	Repsol Honda Team	HONDA	1'28.386	7 8		335.5
2	25 Maverick VIÑALES	SPA	Movistar Yamaha MotoGP	YAMAHA	1'28.719	8 9	0.333 0.333	337.0
3	5 Johann ZARCO	FRA	Monster Yamaha Tech 3	YAMAHA	1'28.744	6 8	0.358 0.025	336.9
4	29 Andrea IANNONE	ITA	Team SUZUKI ECSTAR	SUZUKI	1'28.937	3 8	0.551 0.193	337.8
5	43 Jack MILLER	AUS	EG 0,0 Marc VDS	HONDA	1'28.964	3 8	0.578 0.027	336.2
6	44 Po ESPARGARO	SPA	Red Bull KTM Factory Racing	KTM	1'29.030	8 8	0.644 0.066	340.4
7	46 Valentino ROSSI	ITA	Movistar Yamaha MotoGP	YAMAHA	1'29.203	7 8	0.817 0.173	336.1
8	41 Aleix ESPARGARO	SPA	Aprilia Racing Team Gresini	APRILIA	1'29.271	9 9	0.885 0.068	335.9
9	38 Bradley SMITH	GBR	Red Bull KTM Factory Racing	KTM	1'29.321	7 8	0.935 0.050	338.0
10	35 Cal CRUTCHLOW	GBR	LCR Honda	HONDA	1'29.429	3 5	1.043 0.108	336.3
11	4 Andrea DOVIZIOSO	ITA	Ducati Team	DUCATI	1'29.496	8 9	1.110 0.067	336.8
12	26 Dani PEDROSA	SPA	Repsol Honda Team	HONDA	1'29.546	4 9	1.160 0.050	327.9

Practice condition: Dry

Air: 13°

Humidity: 69%

Ground: 27°

Fastest Lap:	Lap: 7	Marc MARQUEZ	1'28.386	181.1 Km/h
Circuit Record Lap:	2013	Marc MARQUEZ	1'28.108	181.7 Km/h
Circuit Best Lap:	2013	Jorge LORENZO	1'27.899	182.1 Km/h

The results are provisional until the end of the limit for protest and appeals.

Time limit for protest expires 30' after publication of the results - Time:

These data/results cannot be reproduced, stored and/or transmitted in whole or in part by any manner of electronic, mechanical, photocopying, recording, broadcasting or otherwise now known or herein after developed without the previous express consent by the copyright owner, except for reproduction in daily press and regular printed publications on sale to the public within 60 days of the event related to those data/results and always provided that copyright symbol appears together as follows below.


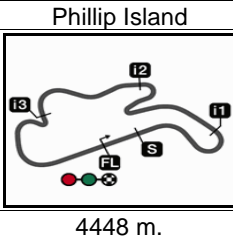
© DORNA, 2017

Official MotoGP Timing by **TISSOT**

www.motogp.com

Phillip Island, Saturday, October 21, 2017

Phillip Island

Results and timing service provided by **MotoGP™**

4448 m.

MICHELIN® AUSTRALIAN MOTORCYCLE GRAND PRIX**Qualifying Nr. 2****Top Speed & Average****21**

<i>Rider</i>	<i>Nation</i>	<i>Motorcycle</i>	<i>Top 5 speeds</i>					<i>Average</i>	<i>Top</i>
44 Po ESPARGARO	SPA	KTM	340.4	338.0	336.7	336.7	336.2	337.6	340.4
38 Bradley SMITH	GBR	KTM	338.0	335.7	333.3	332.9	326.1	333.2	338.0
29 Andrea IANNONE	ITA	SUZUKI	337.8	337.5	337.5	337.3	336.3	337.3	337.8
25 Maverick VIÑALES	SPA	YAMAHA	337.0	336.9	336.7	336.6	334.9	336.4	337.0
5 Johann ZARCO	FRA	YAMAHA	336.9	335.2	334.9	334.6	332.3	334.8	336.9
4 Andrea DOVIZIOSO	ITA	DUCATI	336.8	336.0	335.6	335.4	334.9	335.7	336.8
35 Cal CRUTCHLOW	GBR	HONDA	336.3	335.9	335.2	334.4		335.5	336.3
43 Jack MILLER	AUS	HONDA	336.2	334.6	334.5	330.7	330.6	333.3	336.2
46 Valentino ROSSI	ITA	YAMAHA	336.1	336.1	335.2	335.0	334.3	335.3	336.1
41 Aleix ESPARGARO	SPA	APRILIA	335.9	334.1	334.0	332.8	332.7	333.9	335.9
93 Marc MARQUEZ	SPA	HONDA	335.5	332.9	332.2	331.7	330.1	332.5	335.5
26 Dani PEDROSA	SPA	HONDA	327.9	324.7	322.9	322.4	320.8	323.7	327.9

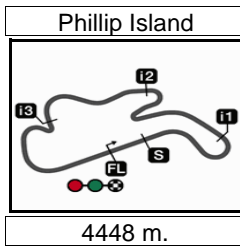
These data/results cannot be reproduced, stored and/or transmitted in whole or in part by any manner of electronic, mechanical, photocopying, recording, broadcasting or otherwise now known or herein after developed without the previous express consent by the copyright owner, except for reproduction in daily press and regular printed publications on sale to the public within 60 days of the event related to those data/results and always provided that copyright symbol appears together as follows below.

© DORNA, 2017

Official MotoGP Timing by **TISSOT**
www.motogp.com



Phillip Island, Saturday, October 21, 2017



Results and timing service provided by TISSOT

MotoGP™

MICHELIN® AUSTRALIAN MOTORCYCLE GRAND PRIX

Qualifying Nr. 2

Chronological Analysis of Performances

22

* Lap / Sector time cancelled T1 Time from finish line to 1st intermediate T3 Time from 2nd intermed. to 3rd intermed.
P Crossing the finish line in pit lane T2 Time from 1st intermed. to 2nd intermed. T4 Time from 3rd intermediate to finish line

Lap	Lap Time	T1	T2	T3	T4	Speed	Lap	Lap Time	T1	T2	T3	T4	Speed			
1st	93	Marc MARQUEZ Repsol Honda Team SPA						2	1'29.265	21.358	25.853	17.241	24.813	334.9		
		Runs=2 Total laps=8 Full laps=5						3	1'28.937	21.303	25.775	17.213	24.646	337.8		
		<i>Run # 1 Front Tyre Slick-Medium Rear Tyre Slick-Soft</i>						4	1'31.196 P	23.050	28.298	18.204	21.644	337.5		
		<i>Run # 2 Front Tyre Slick-Medium Rear Tyre Slick-Soft</i>						5	1'56.923	41.388	31.713	18.582	25.240			
		1	1'53.595	31.775	28.444	18.253	25.404									
		2	1'29.314	21.450	25.686	17.410	24.768	332.2	6	1'37.281	21.349	31.450	19.556	24.926	337.3	
		3	1'28.884	21.440	25.574	17.212	24.658	331.7	7	1'37.932	21.264	28.902	18.727	29.039	336.3	
		4	1'31.236 P	23.117	28.415	18.251	21.453	330.1	8	1'30.699	21.695	26.340	17.596	25.068	337.5	
2nd	25	Maverick VIÑALES Movistar Yamaha Mot SPA						5th	43	Jack MILLER EG 0,0 Marc VDS AUS						
		Runs=2 Total laps=9 Full laps=6								Runs=2 Total laps=8 Full laps=5						
		<i>Run # 1 Front Tyre Slick-Medium Rear Tyre Slick-Soft</i>								<i>Run # 1 Front Tyre Slick-Soft Rear Tyre Slick-Soft</i>						
		1	2'07.747	27.036	27.159	17.939	25.369			1	1'53.901	30.783	28.588	18.052	25.385	
		2	1'30.116	21.518	26.286	17.318	24.994	336.9		2	1'29.631	21.526	26.006	17.191	24.908	336.2
		3	1'29.644	21.342	26.097	17.263	24.942	336.6		3	1'28.964	21.314	25.790	17.168	24.692	326.4
		4	1'29.353	21.342	25.962	17.187	24.862	334.9		4	1'28.866 P	21.983	26.830	18.206	21.847	334.5
		5	1'27.538 P	22.040	26.956	17.981	20.561	333.8			<i>Run # 2 Front Tyre Slick-Soft Rear Tyre Slick-Soft</i>					
			<i>Run # 2 Front Tyre Slick-Medium Rear Tyre Slick-Soft</i>						5	1'46.500	28.938	31.227	18.633	27.702		
		6	1'36.834	26.997	27.108	17.726	25.003			6	1'47.956	21.627	28.431	19.703	38.195	330.6
		7	1'29.146	21.191	26.042	17.195	24.718	337.0		7	1'30.613	22.560	26.071	17.235	24.747	330.7
		8	1'28.719	21.121	25.748	17.120	24.730	336.7		8	1'29.452	21.317	25.805	17.258	25.072	334.6
		9	1'36.644	23.125	29.387	18.006	26.126	329.4			<i>Run # 2 Front Tyre Slick-Medium Rear Tyre Slick-Soft</i>					
3rd	5	Johann ZARCO Monster Yamaha Tec FRA						6th	44	PoI ESPARGARO Red Bull KTM Factory SPA						
		Runs=2 Total laps=8 Full laps=5								Runs=2 Total laps=8 Full laps=5						
		<i>Run # 1 Front Tyre Slick-Soft Rear Tyre Slick-Soft</i>								<i>Run # 1 Front Tyre Slick-Medium Rear Tyre Slick-Soft</i>						
		1	1'59.704	27.470	28.210	17.928	25.335			1	1'56.029	28.169	28.661	18.273	25.818	
		2	1'29.695	21.381	26.213	17.221	24.880	336.9		2	1'29.743	21.504	26.014	17.306	24.919	338.0
		3	1'29.176	21.248	25.962	17.150	24.816	335.2		3	1'29.493	21.333	26.033	17.222	24.905	336.7
		4	1'28.197 P	22.253	27.084	17.862	20.998	332.3		4	1'33.776 P	23.997	29.361	19.235	21.183	336.7
			<i>Run # 2 Front Tyre Slick-Soft Rear Tyre Slick-Soft</i>								<i>Run # 2 Front Tyre Slick-Medium Rear Tyre Slick-Soft</i>					
		5	1'38.844	29.351	27.009	17.498	24.986			5	1'48.141	31.403	30.616	20.675	25.447	
		6	1'28.744	21.109	25.867	17.061	24.707	334.6		6	1'48.194	23.179	27.838	18.912	38.265	340.4
		7	2'02.892	37.778	39.717	20.216	25.181	321.6		7	1'29.839	21.358	26.107	17.281	25.093	336.2
		8	1'28.950	21.092	25.772	17.265	24.821	334.9		8	1'29.030	21.161	25.802	17.215	24.852	336.1
4th	29	Andrea IANNONE Team SUZUKI ECST ITA						7th	46	Valentino ROSSI Movistar Yamaha Mot ITA						
		Runs=2 Total laps=8 Full laps=5								Runs=2 Total laps=8 Full laps=5						
		<i>Run # 1 Front Tyre Slick-Medium Rear Tyre Slick-Soft</i>								<i>Run # 1 Front Tyre Slick-Soft Rear Tyre Slick-Soft</i>						
		1	1'53.938	30.981	28.477	18.292	25.471			1	2'17.373	26.610	27.371	17.988	25.207	
			<i>Run # 2 Front Tyre Slick-Soft Rear Tyre Slick-Soft</i>								<i>Run # 2 Front Tyre Slick-Soft Rear Tyre Slick-Soft</i>					
		2	1'28.744	21.109	25.867	17.061	24.707	334.6		2	1'30.715	21.324	26.169	17.445	25.777	335.2
		3	2'02.892	37.778	39.717	20.216	25.181	321.6		3	1'29.260	21.203	25.849	17.250	24.958	336.1
		4	1'28.950	21.092	25.772	17.265	24.821	334.9		4	1'29.597 P	22.618	27.506	18.452	21.021	335.0
			<i>Run # 2 Front Tyre Slick-Soft Rear Tyre Slick-Soft</i>								<i>Run # 2 Front Tyre Slick-Soft Rear Tyre Slick-Soft</i>					
		5	1'37.926	27.725	27.563	17.625	25.013			5	1'37.926	27.725	27.563	17.625	25.013	
		6	1'29.338	21.237	26.053	17.252	24.796	334.3		6	1'29.338	21.237	26.053	17.252	24.796	334.3

Fastest Lap: Marc MARQUEZ Repsol Honda Team SPA **1'28.386** 21.374 25.452 17.123 24.437

These data/results cannot be reproduced, stored and/or transmitted in whole or in part by any manner of electronic, mechanical, photocopying, recording, broadcasting or otherwise now known or herein after developed without the previous express consent by the copyright owner, except for reproduction in daily press and regular printed publications on sale to the public within 60 days of the event related to those data/results and always provided that copyright symbol appears together as follows below.
© DORNA, 2017



Qualifying Nr. 2

MotoGP

Lap	Lap Time	T1	T2	T3	T4	Speed	Lap	Lap Time	T1	T2	T3	T4	Speed
7	1'29.203	21.200	25.841	17.201	24.961	336.1	12th 26	Dani PEDROSA	Repsol Honda Team	SPA	Runs=2	Total laps=9	Full laps=6
8	1'55.755	27.240	35.412	27.368	25.735	332.5							
8th 41 Alex ESPARGARO Aprilia Racing Team SPA													
Runs=2 Total laps=9 Full laps=6													
Run # 1 Front Tyre Slick-Medium Rear Tyre Slick-Soft													
1	2'13.113	26.521	27.678	18.090	25.535		1	2'02.936	29.905	27.716	18.299	25.452	
2	1'33.273	21.641	26.644	17.577	27.411	334.1	2	1'30.374	21.809	26.163	17.480	24.922	320.8
3	1'29.517	21.378	26.154	17.272	24.713	334.0	3	1'29.677	21.623	25.984	17.358	24.712	322.4
4	1'29.534	21.212	26.064	17.403	24.855	335.9	4	1'29.546	21.535	25.966	17.358	24.687	327.9
5	1'27.331	22.095	26.956	17.924	20.356	330.7	5	1'27.793	21.987	27.104	18.152	20.550	324.7
Run # 2 Front Tyre Slick-Medium Rear Tyre Slick-Soft							Run # 2 Front Tyre Slick-Medium Rear Tyre Slick-Soft						
6	1'34.503	24.559	27.074	17.806	25.064		6	1'47.927	29.125	27.045	18.170	33.587	
7	1'29.904	21.441	26.239	17.430	24.794	331.5	7	1'52.284	21.847	26.590	25.215	38.632	322.9
8	1'29.428	21.341	26.005	17.320	24.762	332.8	8	1'30.249	21.818	26.230	17.500	24.701	308.9
9	1'29.271	21.220	25.958	17.303	24.790	332.7	9	1'29.881	21.624	25.957	17.398	24.902	318.2
9th 38 Bradley SMITH Red Bull KTM Factory GBR													
Runs=2 Total laps=8 Full laps=5													
Run # 1 Front Tyre Slick-Medium Rear Tyre Slick-Soft													
1	1'55.018	28.155	28.841	18.313	25.710								
2	1'30.001	21.401	26.198	17.279	25.123	338.0							
3	1'29.649	21.313	26.060	17.255	25.021	335.7							
4	1'40.907	29.904	30.721	18.521	21.761	326.1							
Run # 2 Front Tyre Slick-Medium Rear Tyre Slick-Soft													
5	1'44.042	30.588	30.065	17.841	25.548								
6	1'29.528	21.344	26.025	17.199	24.960	333.3							
7	1'29.321	21.194	25.929	17.158	25.040	332.9							
8	1'40.820	26.746	28.981	18.713	26.380	318.9							
10th 35 Cal CRUTCHLOW LCR Honda GBR													
Runs=2 Total laps=6 Full laps=2													
Run # 1 Front Tyre Slick-Medium Rear Tyre Slick-Soft													
1	1'57.576	26.572	27.851	18.001	25.392								
2	1'29.969	21.528	26.255	17.316	24.870	336.3							
3	1'29.429	21.378	26.073	17.213	24.765	335.9							
4	1'32.706	25.863	28.120	18.342	20.381	334.4							
Run # 2 Front Tyre Slick-Medium Rear Tyre Slick-Soft													
5	1'40.657	27.774	30.000	17.898	24.985								
-1	unfinished	21.237				335.2							
11th 4 Andrea DOVIZIOSO Ducati Team ITA													
Runs=2 Total laps=9 Full laps=6													
Run # 1 Front Tyre Slick-Soft Rear Tyre Slick-Soft													
1	2'11.531	26.901	27.313	18.215	25.769								
2	1'33.810	21.747	28.445	18.077	25.541	336.0							
3	1'30.311	21.414	26.380	17.405	25.112	334.9							
4	1'30.173	21.356	26.426	17.444	24.947	335.6							
5	1'27.535	22.108	26.890	17.905	20.632	336.8							
Run # 2 Front Tyre Slick-Soft Rear Tyre Slick-Soft													
6	1'42.329	27.773	28.103	20.503	25.950								
7	1'34.409	24.239	26.882	18.044	25.244	332.3							
8	1'29.496	21.148	26.016	17.282	25.050	335.4							
9	1'29.561	21.233	26.021	17.320	24.987	333.4							

Fastest Lap: Marc MARQUEZ Repsol Honda Team SPA **1'28.386** 21.374 25.452 17.123 24.437

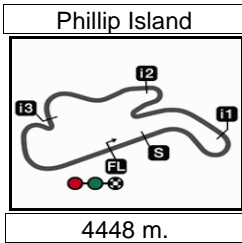
These data/results cannot be reproduced, stored and/or transmitted in whole or in part by any manner of electronic, mechanical, photocopying, recording, broadcasting or otherwise now known or herein after developed without the previous express consent by the copyright owner, except for reproduction in daily press and regular printed publications on sale to the public within 60 days of the event related to those data/results and always provided that copyright symbol appears together as follows below.
© DORNA, 2017

Official MotoGP Timing by **TISSOT**
www.motogp.com

Phillip Island, Saturday, October 21, 2017

Page 2 of 2





Results and timing service provided by TISSOT

MotoGP™

MICHELIN® AUSTRALIAN MOTORCYCLE GRAND PRIX

Provisional Starting Grid

Race : 27 laps = 120.096 km

23



1	1 1'28.386 93 Marc MARQUEZ Honda	2 1'28.719 25 Maverick VIÑALES Yamaha	3 1'28.744 5 Johann ZARCO Yamaha
2	4 1'28.937 29 Andrea IANNONE Suzuki	5 1'28.964 43 Jack MILLER Honda	6 1'29.030 44 Pol ESPARGARO KTM
3	7 1'29.203 46 Valentino ROSSI Yamaha	8 1'29.271 41 Aleix ESPARGARO Aprilia	9 1'29.321 38 Bradley SMITH KTM
4	10 1'29.429 35 Cal CRUTCHLOW Honda	11 1'29.496 4 Andrea DOVIZIOSO Ducati	12 1'29.546 26 Dani PEDROSA Honda
5	13 1'29.824 42 Alex RINS Suzuki	14 1'29.847 53 Tito RABAT Honda	15 1'29.961 17 Karel ABRAHAM Ducati
6	16 1'30.085 99 Jorge LORENZO Ducati	17 1'30.224 76 Loris BAZ Ducati	18 1'30.471 9 Danilo PETRUCCI Ducati
7	19 1'30.543 8 Hector BARBERA Ducati	20 1'30.806 45 Scott REDDING Ducati	21 1'30.889 23 Broc PARKES Yamaha
8	22 1'30.900 19 Alvaro BAUTISTA Ducati	23 1'31.158 22 Sam LOWES Aprilia	

The results are provisional until the end of the limit for protest and appeals and until the ratification of the Event Management Committee.

Time limit for protest expires 60' at the latest after publication of the results - Mr. Time:

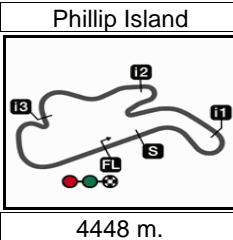
These data/results cannot be reproduced, stored and/or transmitted in whole or in part by any manner of electronic, mechanical, photocopying, recording, broadcasting or otherwise now known or herein after developed without the previous express consent by the copyright owner, except for reproduction in daily press and regular printed publications on sale to the public within 60 days of the event related to those data/results and always provided that copyright symbol appears together as follows below.

© DORNA, 2017

Official MotoGP Timing by TISSOT
www.motogp.com



Phillip Island, Saturday, October 21, 2017



4448 m.


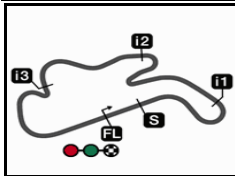
Rider	Nation	Points	QAT	ARG	AME	SPA	FRA	ITA	CAT	NED	GER	CZE	AUT	GBR	RSM	ARA	JPN	AUS	MAL	VAL
1 MARQUEZ Marc	SPA	309	16	25	25	20	11	11	13	20	25	25	25	25	16	11	16	25		
2 VIÑALES Maverick	SPA	242	25	10	20	13	25	25	7	5	5	9	13	13	25	25	2	20		
3 PEDROSA Dani	SPA	185	9	11	13	25	3	13	25	4	16	16	8	9	9	10	10	4		
4 ROSSI Valentino	ITA	181	6	9	16	9	20	20	3	13	7	20	9	20	-	16	4	9		
5 ZARCO Johann	FRA	165	13	2	11	10	16	6	2	25	-	6	10	8	10	5	25	16		
6 DOVIZIOSO Andrea	ITA	157	11	3	9	2	10	16	9	7	6	13	20	10	20	9	7	5		
7 CRUTCHLOW Cal	GBR	151	7	16	7	16	13	4	-	8	13	11	7	16	13	13	1	6		
8 LORENZO Jorge	SPA	141	4	-	10	8	-	10	20	-	10	10	16	11	11	20	11	-		
9 PETRUCCI Danilo	ITA	132	5	13	3	3	-	8	16	16	20	8	11	-	8	1	20	-		
10 ESPARGARO Aleix	SPA	86	1	8	-	4	-	5	11	1	8	5	-	7	7	8	13	8		
11 IANNONE Andrea	ITA	76	20	4	5	11	-	1	4	-	-	-	6	1	-	6	5	13		
12 FOLGER Jonas	GER	72	8	5	8	7	1	2	8	10	11	2	3	6	1	-	-	-		
13 BAUTISTA Alvaro	SPA	61	3	6	-	-	2	9	6	9	4	7	-	2	6	7	-	-		
14 REDDING Scott	GBR	52	10	1	6	5	9	-	5	11	-	-	1	4	-	-	-	-		
15 ESPARGARO Pol	SPA	44	-	-	-	1	8	-	-	-	9	-	-	5	-	3	8	10		
16 MILLER Jack	AUS	41	-	-	4	6	5	-	1	3	3	1	-	-	3	4	-	11		
17 ABRAHAM Karel	CZE	40	-	20	-	-	7	-	-	-	-	-	5	-	5	2	-	1		
18 BAZ Loris	FRA	32	2	7	2	-	4	-	-	2	2	4	4	-	2	-	3	-		
19 SMITH Bradley	GBR	23	-	-	-	-	6	-	-	-	1	-	-	-	-	-	9	7		
20 BARBERA Hector	SPA	20	-	-	1	-	-	3	10	-	-	-	2	-	4	-	-	-		
21 RINS Alex	SPA	15	-	-	-	-	-	-	-	-	-	3	-	3	-	-	6	3		
22 RABAT Tito	SPA	9	-	-	-	-	-	7	-	-	-	-	-	-	-	-	-	2		
23 LOWES Sam	GBR	6	-	-	-	-	-	-	-	6	-	-	-	-	-	-	-	-		

These data/results cannot be reproduced, stored and/or transmitted in whole or in part by any manner of electronic, mechanical, photocopying, recording, broadcasting or otherwise now known or herein after developed without the previous express consent by the copyright owner, except for reproduction in daily press and regular printed publications on sale to the public within 60 days of the event related to those data/results and always provided that copyright symbol appears together as follows below.
© DORNA, 2017

Official MotoGP Timing by TISSOT
www.motogp.com



Phillip Island

Results and timing service provided by **MotoGP™**

4448 m.

MICHELIN® AUSTRALIAN MOTORCYCLE GRAND PRIX*After the Qualifying Nr. 2***Event Best Maximum Speed**

<i>Rider</i>	<i>Nation Team</i>	<i>Motorcycle</i>	<i>Km/h</i>	
8 Hector BARBERA	SPA Reale Avintia Racing	DUCATI	342.0	Qualifying Nr. 1
17 Karel ABRAHAM	CZE Pull&Bear Aspar Team	DUCATI	341.9	Qualifying Nr. 1
19 Alvaro BAUTISTA	SPA Pull&Bear Aspar Team	DUCATI	340.6	Qualifying Nr. 1
44 Po EspARGARO	SPA Red Bull KTM Factory Racing	KTM	340.4	Qualifying Nr. 2
93 Marc MARQUEZ	SPA Repsol Honda Team	HONDA	339.0	Free Practice Nr. 4
9 DaniLo PETRUCCI	ITA OCTO Pramac Racing	DUCATI	339.0	Free Practice Nr. 2
4 Andrea DOVIZIOSO	ITA Ducati Team	DUCATI	338.7	Free Practice Nr. 4
29 Andrea IANNONE	ITA Team SUZUKI ECSTAR	SUZUKI	338.2	Free Practice Nr. 4
38 Bradley SMITH	GBR Red Bull KTM Factory Racing	KTM	338.0	Qualifying Nr. 2
99 Jorge LORENZO	SPA Ducati Team	DUCATI	337.2	Free Practice Nr. 4
25 Maverick VIÑALES	SPA Movistar Yamaha MotoGP	YAMAHA	337.0	Qualifying Nr. 2
5 Johann ZARCO	FRA Monster Yamaha Tech 3	YAMAHA	336.9	Qualifying Nr. 2
35 Cal CRUTCHLOW	GBR LCR Honda	HONDA	336.3	Qualifying Nr. 2
43 Jack MILLER	AUS EG 0,0 Marc VDS	HONDA	336.2	Qualifying Nr. 2
46 Valentino ROSSI	ITA Movistar Yamaha MotoGP	YAMAHA	336.1	Qualifying Nr. 2
41 Aleix ESPARGARO	SPA Aprilia Racing Team Gresini	APRILIA	335.9	Qualifying Nr. 2
42 Alex RINS	SPA Team SUZUKI ECSTAR	SUZUKI	335.0	Qualifying Nr. 1
76 Loris BAZ	FRA Reale Avintia Racing	DUCATI	333.9	Qualifying Nr. 1
53 Tito RABAT	SPA EG 0,0 Marc VDS	HONDA	333.6	Qualifying Nr. 1
45 Scott REDDING	GBR OCTO Pramac Racing	DUCATI	329.6	Qualifying Nr. 1
23 Broc PARKES	AUS Monster Yamaha Tech 3	YAMAHA	329.5	Qualifying Nr. 1
22 Sam LOWES	GBR Aprilia Racing Team Gresini	APRILIA	328.3	Qualifying Nr. 1
26 Dani PEDROSA	SPA Repsol Honda Team	HONDA	327.9	Qualifying Nr. 2

These data/results cannot be reproduced, stored and/or transmitted in whole or in part by any manner of electronic, mechanical, photocopying, recording, broadcasting or otherwise now known or herein after developed without the previous express consent by the copyright owner, except for reproduction in daily press and regular printed publications on sale to the public within 60 days of the event related to those data/results and always provided that copyright symbol appears together as follows below.


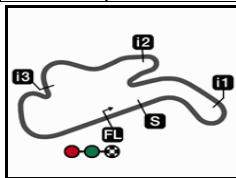
© DORNA, 2017

Official MotoGP Timing by TISSOT
www.motogp.com

Phillip Island, Saturday, October 21, 2017



Phillip Island

Results and timing service provided by  TISSOT

4448 m.

MICHELIN® AUSTRALIAN MOTORCYCLE GRAND PRIX

Qualifying Nr. 2

Best Partial Times

MotoGP™

IT Ideal Lap Time, sum of the best partial times

BT Best Lap Time

Pos	T1		T2		T3		T4		Pos	Rider	IT	BT	
	Rider	Time	Rider	Time	Rider	Time	Rider	Time					
1	J.ZARCO	21.092	M.MARQUEZ	25.452	J.ZARCO	17.061	M.MARQUEZ	24.437	1	M.MARQUEZ	1'28.386	1'28.386	(1)
2	M.VIÑALES	21.121	M.VIÑALES	25.748	M.VIÑALES	17.120	A.IANNONE	24.646	2	J.ZARCO	1'28.632	1'28.744	(3)
3	A.DOVIZIOSO	21.148	J.ZARCO	25.772	M.MARQUEZ	17.123	D.PEDROSA	24.687	3	M.VIÑALES	1'28.707	1'28.719	(2)
4	P.ESPARGARO	21.161	A.IANNONE	25.775	B.SMITH	17.158	J.MILLER	24.692	4	A.IANNONE	1'28.898	1'28.937	(4)
5	B.SMITH	21.194	J.MILLER	25.790	J.MILLER	17.168	J.ZARCO	24.707	5	J.MILLER	1'28.964	1'28.964	(5)
6	V.ROSSI	21.200	P.ESPARGARO	25.802	V.ROSSI	17.201	A.ESPARGARO	24.713	6	P.ESPARGAR	1'29.030	1'29.030	(6)
7	A.ESPARGARO	21.212	V.ROSSI	25.841	A.IANNONE	17.213	M.VIÑALES	24.718	7	V.ROSSI	1'29.038	1'29.203	(7)
8	C.CRUTCHLOW	21.237	B.SMITH	25.929	C.CRUTCHLOW	17.213	C.CRUTCHLOW	24.765	8	A.ESPARGAR	1'29.155	1'29.271	(8)
9	A.IANNONE	21.264	D.PEDROSA	25.957	P.ESPARGARO	17.215	V.ROSSI	24.796	9	B.SMITH	1'29.241	1'29.321	(9)
10	J.MILLER	21.314	A.ESPARGARO	25.958	A.ESPARGARO	17.272	P.ESPARGARO	24.852	10	C.CRUTCHLO	1'29.288	1'29.429	(10)
11	M.MARQUEZ	21.374	A.DOVIZIOSO	26.016	A.DOVIZIOSO	17.282	A.DOVIZIOSO	24.947	11	A.DOVIZIOSO	1'29.393	1'29.496	(11)
12	D.PEDROSA	21.535	C.CRUTCHLOW	26.073	D.PEDROSA	17.358	B.SMITH	24.960	12	D.PEDROSA	1'29.537	1'29.546	(12)

These data/results cannot be reproduced, stored and/or transmitted in whole or in part by any manner of electronic, mechanical, photocopying, recording, broadcasting or otherwise now known or herein after developed without the previous express consent by the copyright owner, except for reproduction in daily press and regular printed publications on sale to the public within 60 days of the event related to those data/results and always provided that copyright symbol appears together as follows below.


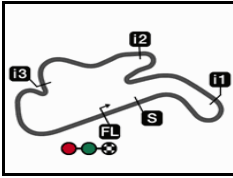
© DORNA, 2017

Official MotoGP Timing by TISSOT

www.motogp.com




Phillip Island

Results and timing service provided by **MotoGP™**

4448 m.

MICHELIN® AUSTRALIAN MOTORCYCLE GRAND PRIX**Qualifying Nr. 2****Fastest Laps Sequence**

<i>Practice Time</i>	 <i>Rider</i>	<i>Nation</i>	<i>Motorcycle</i>	<i>Time</i>	<i>Km/h</i>	<i>Rider's Lap</i>
3'22.909	93 Marc MARQUEZ	SPA	HONDA	1'29.314	179.2	2
3'23.203	29 Andrea IANNONE	ITA	SUZUKI	1'29.265	179.3	2
4'51.793	93 Marc MARQUEZ	SPA	HONDA	1'28.884	180.1	3
12'28.777	5 Johann ZARCO	FRA	YAMAHA	1'28.744	180.4	6
14'08.353	25 Maverick VIÑALES	SPA	YAMAHA	1'28.719	180.4	8
14'55.305	93 Marc MARQUEZ	SPA	HONDA	1'28.386	181.1	7

These data/results cannot be reproduced, stored and/or transmitted in whole or in part by any manner of electronic, mechanical, photocopying, recording, broadcasting or otherwise now known or herein after developed without the previous express consent by the copyright owner, except for reproduction in daily press and regular printed publications on sale to the public within 60 days of the event related to those data/results and always provided that copyright symbol appears together as follows below.

© DORNA, 2017

Official MotoGP Timing by **TISSOT**
www.motogp.com

Phillip Island, Saturday, October 21, 2017