

5513 m.

RED BULL GRAND PRIX OF THE AMERICAS

Race

Classification after 18 laps = 99.234 km

29

Pos		Rider	Nation	Team	Motorcycle	Total Time	Km/h	Gap
1	25	42 Francesco BAGNAIA	ITA	SKY Racing Team VR46	KALEX	39'30.016	150.7	
2	20	73 Alex MARQUEZ	SPA	EG 0,0 Marc VDS	KALEX	39'32.480	150.5	2.464
3	16	44 Miguel OLIVEIRA	POR	Red Bull KTM Ajo	KTM	39'33.720	150.4	3.704
4	13	36 Joan MIR	SPA	EG 0,0 Marc VDS	KALEX	39'35.392	150.3	5.376
5	11	27 Iker LECUONA	SPA	Swiss Innovative Investors	KTM	39'36.883	150.2	6.867
6	10	41 Brad BINDER	RSA	Red Bull KTM Ajo	KTM	39'36.892	150.2	6.876
7	9	54 Mattia PASINI	ITA	Italtrans Racing Team	KALEX	39'39.324	150.1	9.308
8	8	9 Jorge NAVARRO	SPA	Federal Oil Gresini Moto2	KALEX	39'40.526	150.0	10.510
9	7	77 Dominique AEGERTER	SWI	Kiefer Racing	KTM	39'40.611	150.0	10.595
10	6	7 Lorenzo BALDASSARRI	ITA	Pons HP40	KALEX	39'41.513	150.0	11.497
11	5	32 Isaac VIÑALES	SPA	SAG Team	KALEX	39'42.355	149.9	12.339
12	4	24 Simone CORSI	ITA	Tasca Racing Scuderia Moto2	KALEX	39'43.474	149.8	13.458
13	3	10 Luca MARINI	ITA	SKY Racing Team VR46	KALEX	39'44.298	149.8	14.282
14	2	5 Andrea LOCATELLI	ITA	Italtrans Racing Team	KALEX	39'44.564	149.8	14.548
15	1	20 Fabio QUARTARARO	FRA	MB Conveyors - Speed Up Raci	SPEED UP	39'47.185	149.6	17.169
16		13 Romano FENATI	ITA	Marinelli Snipers Team	KALEX	39'50.625	149.4	20.609
17		87 Remy GARDNER	AUS	Tech 3 Racing	TECH 3	39'50.837	149.4	20.821
18		40 Hector BARBERA	SPA	Pons HP40	KALEX	39'57.084	149.0	27.068
19		45 Tetsuta NAGASHIMA	JPN	IDEMITSU Honda Team Asia	KALEX	39'57.261	149.0	27.245
20		64 Bo BENDSNEYDER	NED	Tech 3 Racing	TECH 3	40'02.160	148.7	32.144
21		4 Steven ODENDAAL	RSA	NTS RW Racing GP	NTS	40'08.366	148.3	38.350
22		51 Eric GRANADO	BRA	Forward Racing Team	SUTER	40'08.595	148.3	38.579
23		16 Joe ROBERTS	USA	NTS RW Racing GP	NTS	40'14.273	147.9	44.257
24		22 Sam LOWES	GBR	Swiss Innovative Investors	KTM	40'15.305	147.9	45.289
25		89 Khairul Idham PAWI	MAL	IDEMITSU Honda Team Asia	KALEX	40'16.982	147.8	46.966
26		95 Jules DANILO	FRA	Nashi Argan SAG Team	KALEX	40'40.380	146.3	1'10.364
27		63 Zulfahmi KHAIRUDDIN	MAL	SIC Racing Team	KALEX	40'57.115	145.3	1'27.099
28		21 Federico FULIGNI	ITA	Tasca Racing Scuderia Moto2	KALEX	40'57.273	145.3	1'27.257
Not classified								
		97 Xavi VIERGE	SPA	Dynavolt Intact GP	KALEX	28'37.546	150.2	5 laps
		62 Stefano MANZI	ITA	Forward Racing Team	SUTER	25'03.657	145.1	7 laps
		23 Marcel SCHROTTER	GER	Dynavolt Intact GP	KALEX	13'13.980	149.9	12 laps
		52 Danny KENT	GBR	MB Conveyors - Speed Up Raci	SPEED UP	6'46.960	146.3	15 laps

The results are provisional until the end of the limit for protest and appeals.

Time limit for protest expires 30' after publication of the results - Time:

These data/results cannot be reproduced, stored and/or transmitted in whole or in part by any manner of electronic, mechanical, photocopying, recording, broadcasting or otherwise now known or herein after developed without the previous express consent by the copyright owner, except for reproduction in daily press and regular printed publications on sale to the public within 60 days of the event related to those data/results and always provided that copyright symbol appears together as follows below.

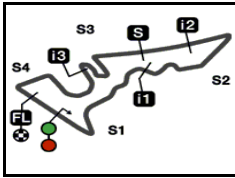
© DORNA, 2018

Official MotoGP Timing by TISSOT
www.motogp.com

Austin, Sunday, April 22, 2018

Page 1 of 2





5513 m.

RED BULL GRAND PRIX OF THE AMERICAS

Race

Classification after 18 laps = 99.234 km

29

Pos	Rider	Nation	Team	Motorcycle	Total Time	Km/h	Gap
-----	-------	--------	------	------------	------------	------	-----

Race condition: Dry
 Air: 21°
 Humidity: 50%
 Ground: 33°

Pole Position:		Alex MARQUEZ	2'10.588	151.9 Km/h
Fastest Lap:	Lap 6	Francesco BAGNAIA	2'11.020	151.4 Km/h
Circuit Record Lap:	2017	Franco MORBIDELLI	2'09.948	152.7 Km/h
Circuit Best Lap:	2016	Alex RINS	2'08.850	154.0 Km/h

12:05'00

12:18'00

12:21'49

12:22'06 Jules DANILO

12:23'30

12:23'45 Sam LOWES

12:24'26 Sam LOWES

12:29'51 Danny KENT

12:35'21 Marcel SCHROTTER

12:45'44 Stefano MANZI

12:45'53 Stefano MANZI

12:46'53 Stefano MANZI

12:52'49 Xavi VIERGE

SIGHTING LAP START

WARM UP LAP START

RACE START

starting from pit lane

No jump start

crashed out - Rider OK

re-joined race

crashed out - Rider OK

crashed out - Rider OK

re-joined race

entered pits and retired

crashed out - Rider OK

The results are provisional until the end of the limit for protest and appeals.

Time limit for protest expires 30' after publication of the results - Time:

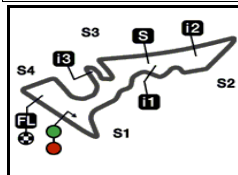
These data/results cannot be reproduced, stored and/or transmitted in whole or in part by any manner of electronic, mechanical, photocopying, recording, broadcasting or otherwise now known or herein after developed without the previous express consent by the copyright owner, except for reproduction in daily press and regular printed publications on sale to the public within 60 days of the event related to those data/results and always provided that copyright symbol appears together as follows below.

© DORNA, 2018

Official MotoGP Timing by TISSOT
 www.motogp.com

Austin, Sunday, April 22, 2018





5513 m.

RED BULL GRAND PRIX OF THE AMERICAS

World Championship Classification

30

Rider	Nation	Points	Leader	Previous	QAT	ARG	AME	SPA	FRA	ITA	CAT	NED	GER	CZE	AUT	GBR	RSM	ARA	THA	JPN	AUS	MAL	VAL	
1	BAGNAIA Francesco	ITA	57			25	7	25																
2	PASINI Mattia	ITA	47	10	10	13	25	9																
3	MARQUEZ Alex	SPA	47	10	0	16	11	20																
4	OLIVEIRA Miguel	POR	43	14	4	11	16	16																
5	BALDASSARRI Lorenzo	ITA	39	18	4	20	13	6																
6	VIERGE Xavi	SPA	28	29	11	8	20	-																
7	MIR Joan	SPA	27	30	1	5	9	13																
8	BINDER Brad	RSA	20	37	7	10	-	10																
9	LECUONA Iker	SPA	16	41	4	-	5	11																
10	AEGERTER Dominique	SWI	16	41	0	1	8	7																
11	SCHROTTER Marcel	GER	15	42	1	9	6	-																
12	GARDNER Remy	AUS	14	43	1	4	10	0																
13	NAVARRO Jorge	SPA	14	43	0	6	-	8																
14	MARINI Luca	ITA	10	47	4	7	0	3																
15	VIÑALES Isaac	SPA	7	50	3	0	2	5																
16	CORSI Simone	ITA	6	51	1	2	0	4																
17	KENT Danny	GBR	4	53	2	0	4	-																
18	BARBERA Hector	SPA	3	54	1	3	0	0																
19	LOWES Sam	GBR	3	54	0	-	3	0																
20	LOCATELLI Andrea	ITA	3	54	0	0	1	2																
21	QUARTARARO Fabio	FRA	1	56	2	0	0	1																
22	FENATI Romano	ITA	0	57	1	0	0	0																
23	NAGASHIMA Tetsuta	JPN	0	57	0	0	0	0																
24	BENDSNEYDER Bo	NED	0	57	0	0	0	0																
25	ODENDAAL Steven	RSA	0	57	0	0	0	0																
26	MANZI Stefano	ITA	0	57	0	0	0	-																
27	GRANADO Eric	BRA	0	57	0	0	0	0																
28	PAWI Khairul Idham	MAL	0	57	0	0	0	0																

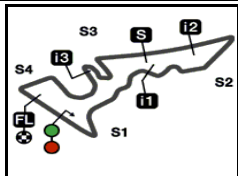
These data/results cannot be reproduced, stored and/or transmitted in whole or in part by any manner of electronic, mechanical, photocopying, recording, broadcasting or otherwise now known or herein after developed without the previous express consent by the copyright owner, except for reproduction in daily press and regular printed publications on sale to the public within 60 days of the event related to those data/results and always provided that copyright symbol appears together as follows below.
© DORNA, 2018

Official MotoGP Timing by TISSOT
www.motogp.com

Austin, Sunday, April 22, 2018

Page 1 of 3





RED BULL GRAND PRIX OF THE AMERICAS

30

5513 m.

World Championship Classification

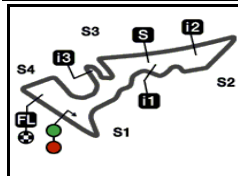
29	ROBERTS Joe	USA	0	57	0	0	0	0
30	KHAIRUDDIN Zulfahmi	MAL	0	57	0	0	0	0
31	DANILO Jules	FRA	0	57	0	0	-	0
32	FULIGNI Federico	ITA	0	57	0	0	0	0

These data/results cannot be reproduced, stored and/or transmitted in whole or in part by any manner of electronic, mechanical, photocopying, recording, broadcasting or otherwise now known or herein after developed without the previous express consent by the copyright owner, except for reproduction in daily press and regular printed publications on sale to the public within 60 days of the event related to those data/results and always provided that copyright symbol appears together as follows below.
© DORNA, 2018

Official MotoGP Timing by **TISSOT**
www.motogp.com

Austin, Sunday, April 22, 2018





5513 m.

RED BULL GRAND PRIX OF THE AMERICAS

World Championship Classification

30

Constructor	Points	Leader	Previous	QAT	ARG	AME	SPA	FRA	ITA	CAT	NED	GER	CZE	AUT	GBR	RSM	ARA	THA	JPN	AUS	MAL	VAL	
1 KALEX	75			25	25	25																	
2 KTM	43	32	32	11	16	16																	
3 TECH 3	14	61	29	4	10	-																	
4 SPEED UP	5	70	9	-	4	1																	

Team	Points	Leader	Previous	QAT	ARG	AME	SPA	FRA	ITA	CAT	NED	GER	CZE	AUT	GBR	RSM	ARA	THA	JPN	AUS	MAL	VAL	
1 EG 0,0 MARC VDS	74			21	20	33																	
2 SKY RACING TEAM VR46	67	7	7	32	7	28																	
3 RED BULL KTM AJO	63	11	4	21	16	26																	
4 ITALTRANS RACING TEAM	50	24	13	13	26	11																	
5 DYNAVOLT INTACT GP	43	31	7	17	26	-																	
6 PONS HP40	42	32	1	23	13	6																	
7 SWISS INNOVATIVE INVESTO	19	55	23	-	8	11																	
8 KIEFER RACING	16	58	3	1	8	7																	
9 TECH 3 RACING	14	60	2	4	10	-																	
10 FEDERAL OIL GRESINI MOTO	14	60	0	6	-	8																	
11 SAG TEAM	7	67	7	-	2	5																	
12 TASCA RACING SCUDERIA M	6	68	1	2	-	4																	
13 MB CONVEYORS - SPEED UP	5	69	1	-	4	1																	

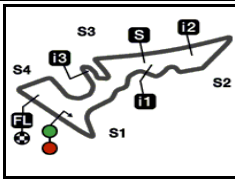
These data/results cannot be reproduced, stored and/or transmitted in whole or in part by any manner of electronic, mechanical, photocopying, recording, broadcasting or otherwise now known or herein after developed without the previous express consent by the copyright owner, except for reproduction in daily press and regular printed publications on sale to the public within 60 days of the event related to those data/results and always provided that copyright symbol appears together as follows below.
© DORNA, 2018

Official MotoGP Timing by TISSOT
www.motogp.com

Austin, Sunday, April 22, 2018

Page 3 of 3





5513 m.

RED BULL GRAND PRIX OF THE AMERICAS

Race

Lap Chart

31

Pos	1	2	3	4	5	6	7	8	9	10	11	12	13	14	15	16	17	18	19	20	21	22	23	24	25	26	27	28	29	30	31	32
Grid	73	22	54	42	36	10	97	23	20	32	77	44	27	24	13	41	7	87	9	40	5	52	64	51	89	45	16	62	4	95	63	21



	1	73	54	42	97	23	20	10	44	41	32	24	27	7	87	5	77	9	13	36	40	62	52	45	89	51	64	16	4	63	21	95	22
	2	73	42	54	97	23	20	10	44	41	24	32	27	7	87	5	77	36	9	62	13	40	45	52	51	64	89	16	4	63	21	95	22
	3	73	42	54	97	23	20	41	44	10	24	27	32	7	36	87	5	9	77	62	13	45	40	64	51	52	89	4	16	63	21	95	22
	4	73	42	97	54	23	41	20	44	10	27	24	32	36	7	9	5	62	77	87	13	45	40	64	51	89	4	16	63	21	95	22	
	5	73	42	97	23	54	44	10	41	27	20	24	36	32	7	9	5	77	62	87	13	45	40	64	51	89	4	16	63	21	95	22	
	6	73	42	97	23	54	44	27	41	10	24	36	32	7	9	20	5	77	62	87	13	45	40	64	51	89	4	16	63	21	95	22	
	7	73	42	97	44	54	27	41	36	24	7	9	10	32	20	5	77	62	87	13	45	40	64	51	89	4	16	63	21	95	22		
	8	73	42	97	44	54	27	41	36	24	7	9	10	32	20	77	5	62	87	13	45	40	64	51	4	89	16	63	22	21	95		
	9	73	42	97	44	54	27	41	36	24	9	7	10	32	20	77	62	5	87	13	45	40	64	51	4	89	16	22	95	63	21		
	10	73	42	97	44	54	27	41	36	24	7	9	10	32	20	77	62	5	13	87	40	45	64	51	4	89	16	22	95	63	21		
L	11	73	42	44	97	27	54	41	36	7	24	9	32	10	77	20	5	13	87	40	45	64	51	4	89	16	22	95	63	21	62		
a	12	73	42	44	97	27	36	41	54	7	9	24	32	77	10	20	5	13	87	40	45	64	51	4	89	16	22	95	63	21			
P	13	42	73	44	97	27	36	41	54	7	9	24	32	77	10	20	5	13	87	40	45	64	51	4	89	16	22	95	63	21			
S	14	42	73	44	36	27	41	54	7	9	24	77	32	10	20	5	13	87	40	45	64	51	4	89	16	22	95	63	21				
	15	42	73	44	36	27	41	54	7	9	77	24	32	10	5	20	13	87	40	45	64	51	4	16	89	22	95	21	63				
	16	42	73	44	36	27	41	54	9	7	77	32	24	10	5	20	13	87	40	45	64	51	4	16	89	22	95	21	63				
	17	42	73	44	36	41	27	54	7	9	77	32	24	10	5	20	13	87	40	45	64	51	4	16	89	22	95	21	63				
	18	42	73	44	36	27	41	54	9	77	7	32	24	10	5	20	13	87	40	45	64	4	51	16	22	89	95	63	21				



Winner



Lapped rider

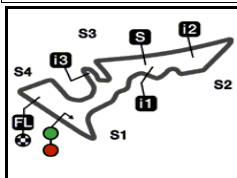
These data/results cannot be reproduced, stored and/or transmitted in whole or in part by any manner of electronic, mechanical, photocopying, recording, broadcasting or otherwise now known or herein after developed without the previous express consent by the copyright owner, except for reproduction in daily press and regular printed publications on sale to the public within 60 days of the event related to those data/results and always provided that copyright symbol appears together as follows below.

© DORNA, 2018

Official MotoGP Timing by 
www.motogp.com

Austin, Sunday, April 22, 2018






5513 m.

RED BULL GRAND PRIX OF THE AMERICAS

Race

Fastest Lap of Each Rider

32

	Rider	Nation	Team	Motorcycle	Time	Lap Total	Gap
1	42 Francesco BAGNAIA	ITA	SKY Racing Team VR46	KALEX	2'11.020	6 18	
2	73 Alex MARQUEZ	SPA	EG 0,0 Marc VDS	KALEX	2'11.191	5 18	0.171 0.171
3	44 Miguel OLIVEIRA	POR	Red Bull KTM Ajo	KTM	2'11.225	17 18	0.205 0.034
4	36 Joan MIR	SPA	EG 0,0 Marc VDS	KALEX	2'11.261	16 18	0.241 0.036
5	41 Brad BINDER	RSA	Red Bull KTM Ajo	KTM	2'11.283	4 18	0.263 0.022
6	54 Mattia PASINI	ITA	Italtrans Racing Team	KALEX	2'11.283	15 18	0.263
7	27 Iker LECUONA	SPA	Swiss Innovative Investors	KTM	2'11.365	16 18	0.345 0.082
8	97 Xavi VIERGE	SPA	Dynavolt Intact GP	KALEX	2'11.374	5 13	0.354 0.009
9	9 Jorge NAVARRO	SPA	Federal Oil Gresini Moto2	KALEX	2'11.444	13 18	0.424 0.070
10	77 Dominique AEGERTER	SWI	Kiefer Racing	KTM	2'11.475	11 18	0.455 0.031
11	22 Sam LOWES	GBR	Swiss Innovative Investors	KTM	2'11.629	17 18	0.609 0.154
12	7 Lorenzo BALDASSARRI	ITA	Pons HP40	KALEX	2'11.648	12 18	0.628 0.019
13	62 Stefano MANZI	ITA	Forward Racing Team	SUTER	2'11.653	6 11	0.633 0.005
14	10 Luca MARINI	ITA	SKY Racing Team VR46	KALEX	2'11.663	4 18	0.643 0.010
15	32 Isaac VIÑALES	SPA	SAG Team	KALEX	2'11.676	4 18	0.656 0.013
16	23 Marcel SCHROTTER	GER	Dynavolt Intact GP	KALEX	2'11.688	3 6	0.668 0.012
17	24 Simone CORSI	ITA	Tasca Racing Scuderia Moto2	KALEX	2'11.691	4 18	0.671 0.003
18	5 Andrea LOCATELLI	ITA	Italtrans Racing Team	KALEX	2'11.727	15 18	0.707 0.036
19	20 Fabio QUARTARARO	FRA	MB Conveyors - Speed Up Raci	SPEED UP	2'11.727	3 18	0.707
20	87 Remy GARDNER	AUS	Tech 3 Racing	TECH 3	2'11.807	5 18	0.787 0.080
21	13 Romano FENATI	ITA	Marinelli Snipers Team	KALEX	2'11.920	5 18	0.900 0.113
22	45 Tetsuta NAGASHIMA	JPN	IDEMITSU Honda Team Asia	KALEX	2'12.078	4 18	1.058 0.158
23	40 Hector BARBERA	SPA	Pons HP40	KALEX	2'12.117	8 18	1.097 0.039
24	64 Bo BENDSNEYDER	NED	Tech 3 Racing	TECH 3	2'12.606	6 18	1.586 0.489
25	16 Joe ROBERTS	USA	NTS RW Racing GP	NTS	2'12.896	14 18	1.876 0.290
26	4 Steven ODENDAAL	RSA	NTS RW Racing GP	NTS	2'13.062	5 18	2.042 0.166
27	51 Eric GRANADO	BRA	Forward Racing Team	SUTER	2'13.072	8 18	2.052 0.010
28	89 Khairul Idham PAWI	MAL	IDEMITSU Honda Team Asia	KALEX	2'13.090	6 18	2.070 0.018
29	52 Danny KENT	GBR	MB Conveyors - Speed Up Raci	SPEED UP	2'14.002	2 3	2.982 0.912
30	95 Jules DANILO	FRA	Nashi Argan SAG Team	KALEX	2'14.177	18 18	3.157 0.175
31	21 Federico FULIGNI	ITA	Tasca Racing Scuderia Moto2	KALEX	2'15.001	3 18	3.981 0.824
32	63 Zulfahmi KHAIRUDDIN	MAL	SIC Racing Team	KALEX	2'15.387	3 18	4.367 0.386

These data/results cannot be reproduced, stored and/or transmitted in whole or in part by any manner of electronic, mechanical, photocopying, recording, broadcasting or otherwise now known or herein after developed without the previous express consent by the copyright owner, except for reproduction in daily press and regular printed publications on sale to the public within 60 days of the event related to those data/results and always provided that copyright symbol appears together as follows below.

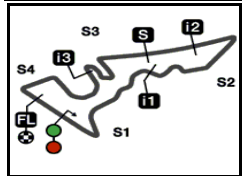
© DORNA, 2018

Official MotoGP Timing by TISSOT
www.motogp.com

Austin, Sunday, April 22, 2018

moto2™





5513 m.

RED BULL GRAND PRIX OF THE AMERICAS

After the Race

Event Best Maximum Speed

33



Rider	Nation Team	Motorcycle	Km/h	
41 Brad BINDER	RSA Red Bull KTM Ajo	KTM	284.8	Free Practice Nr. 1
13 Romano FENATI	ITA Marinelli Snipers Team	KALEX	284.5	Race
44 Miguel OLIVEIRA	POR Red Bull KTM Ajo	KTM	284.3	Free Practice Nr. 1
23 Marcel SCHROTTER	GER Dynavolt Intact GP	KALEX	283.9	Free Practice Nr. 1
10 Luca MARINI	ITA SKY Racing Team VR46	KALEX	283.4	Race
52 Danny KENT	GBR MB Conveyors - Speed Up Raci	SPEED UP	283.3	Free Practice Nr. 1
77 Dominique AEGERTER	SWI Kiefer Racing	KTM	283.0	Free Practice Nr. 1
9 Jorge NAVARRO	SPA Federal Oil Gresini Moto2	KALEX	282.7	Race
40 Hector BARBERA	SPA Pons HP40	KALEX	282.7	Free Practice Nr. 1
5 Andrea LOCATELLI	ITA Italtrans Racing Team	KALEX	282.7	Race
16 Joe ROBERTS	USA NTS RW Racing GP	NTS	282.5	Race
97 Xavi VIERGE	SPA Dynavolt Intact GP	KALEX	282.4	Free Practice Nr. 1
27 Iker LECUONA	SPA Swiss Innovative Investors	KTM	282.3	Free Practice Nr. 2
42 Francesco BAGNAIA	ITA SKY Racing Team VR46	KALEX	282.1	Free Practice Nr. 1
45 Tetsuta NAGASHIMA	JPN IDEMITSU Honda Team Asia	KALEX	281.8	Free Practice Nr. 1
64 Bo BENDSNEYDER	NED Tech 3 Racing	TECH 3	281.8	Race
24 Simone CORSI	ITA Tasca Racing Scuderia Moto2	KALEX	281.6	Race
54 Mattia PASINI	ITA Italtrans Racing Team	KALEX	281.4	Qualifying
36 Joan MIR	SPA EG 0,0 Marc VDS	KALEX	281.4	Free Practice Nr. 1
7 Lorenzo BALDASSARRI	ITA Pons HP40	KALEX	281.1	Race
87 Remy GARDNER	AUS Tech 3 Racing	TECH 3	280.7	Race
73 Alex MARQUEZ	SPA EG 0,0 Marc VDS	KALEX	280.7	Free Practice Nr. 1
32 Isaac VIÑALES	SPA SAG Team	KALEX	280.5	Free Practice Nr. 2
62 Stefano MANZI	ITA Forward Racing Team	SUTER	279.7	Free Practice Nr. 1
20 Fabio QUARTARARO	FRA MB Conveyors - Speed Up Raci	SPEED UP	279.5	Race
89 Khairul Idham PAWI	MAL IDEMITSU Honda Team Asia	KALEX	278.5	Free Practice Nr. 1
63 Zulfahmi KHAIRUDDIN	MAL SIC Racing Team	KALEX	277.4	Race
4 Steven ODENDAAL	RSA NTS RW Racing GP	NTS	277.3	Free Practice Nr. 1
22 Sam LOWES	GBR Swiss Innovative Investors	KTM	277.3	Free Practice Nr. 1
95 Jules DANILO	FRA Nashi Argan SAG Team	KALEX	276.2	Free Practice Nr. 1
51 Eric GRANADO	BRA Forward Racing Team	SUTER	275.5	Race
21 Federico FULIGNI	ITA Tasca Racing Scuderia Moto2	KALEX	274.8	Race

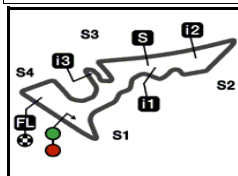
These data/results cannot be reproduced, stored and/or transmitted in whole or in part by any manner of electronic, mechanical, photocopying, recording, broadcasting or otherwise now known or herein after developed without the previous express consent by the copyright owner, except for reproduction in daily press and regular printed publications on sale to the public within 60 days of the event related to those data/results and always provided that copyright symbol appears together as follows below.

© DORNA, 2018

Official MotoGP Timing by TISSOT
www.motogp.com

Austin, Sunday, April 22, 2018





5513 m.

RED BULL GRAND PRIX OF THE AMERICAS

Race

Chronological Analysis of Performances

34

* Lap / Sector time cancelled

T1 Time from finish line to 1st intermediate

T3 Time from 2nd intermed. to 3rd intermed.

P Crossing the finish line in pit lane

T2 Time from 1st intermed. to 2nd intermed.

T4 Time from 3rd intermediate to finish line

Lap	Lap Time	T1	T2	T3	T4	Speed	Lap	Lap Time	T1	T2	T3	T4	Speed	
1st	42	Francesco BAGNAI SKY Racing Team VR ITA						3	2'11.836	37.187	31.927	33.063	29.659	281.6
							4	2'11.529	36.878	31.991	32.980	29.680	280.3	
1	2'12.567	37.797	32.212	32.976	29.582	278.8	5	2'11.781	36.964	31.957	32.985	29.875	277.1	
2	2'11.706	37.099	32.356	32.811	29.440	278.4	6	2'12.247	37.134	32.070	33.293	29.750	277.3	
3	2'11.249	36.922	32.126	32.819	29.382	271.7	7	2'11.872	37.184	32.239	32.933	29.516	271.9	
4	2'11.405	37.081	32.052	32.863	29.409	271.6	8	2'11.502	36.920	32.028	32.891	29.663	274.1	
5	2'11.407	37.005	32.140	32.798	29.464	271.2	9	2'11.403	36.978	31.925	32.729	29.771	274.4	
6	2'11.020	36.908	31.930	32.791	29.391	272.1	10	2'11.971	37.219	32.162	32.830	29.760	276.7	
7	2'11.254	36.898	32.129	32.777	29.450	272.7	11	2'11.862	37.151	32.128	32.798	29.785	272.1	
8	2'11.347	36.902	32.188	32.782	29.475	272.5	12	2'11.593	36.954	32.030	32.788	29.821	271.5	
9	2'11.471	37.005	32.068	32.830	29.568	272.3	13	2'11.361	36.916	31.987	32.808	29.650	270.3	
10	2'12.168	37.116	32.510	32.954	29.588	271.9	14	2'11.424	36.935	32.008	32.784	29.697	273.4	
11	2'11.946	37.026	32.301	32.839	29.780	273.2	15	2'11.496	36.947	32.058	32.850	29.641	273.9	
12	2'11.647	37.104	32.073	32.885	29.585	272.9	16	2'11.572	36.989	32.094	32.828	29.661	274.0	
13	2'12.157	37.524	32.132	32.888	29.613	269.7	17	2'11.225	36.942	31.865	32.621	29.797	275.9	
14	2'12.118	37.188	32.146	33.180	29.604	271.6	18	2'11.950	37.171	32.317	32.717	29.745	276.0	
15	2'11.648	36.978	32.117	33.027	29.526	271.8								
16	2'11.415	36.893	32.088	32.884	29.550	270.5	4th	36	Joan MIR EG 0,0 Marc VDS SPA					
17	2'11.384	36.802	32.225	32.858	29.499	271.0	1	2'17.300	40.936	33.097	33.595	29.672	278.3	
18	2'12.107	36.979	32.280	33.077	29.771	271.2	2	2'11.705	37.093	32.208	32.737	29.667	278.4	

							2nd	73	Alex MARQUEZ EG 0,0 Marc VDS SPA					
1	2'11.879	37.164	32.217	32.780	29.718	273.2	3	2'11.469	37.106	32.022	32.721	29.620	278.3	
2	2'11.622	36.756	31.933	33.246	29.687	273.1	4	2'11.444	37.084	32.005	32.656	29.699	281.0	
3	2'11.424	36.826	32.086	32.898	29.614	272.7	5	2'11.575	36.877	31.994	32.904	29.800	278.0	
4	2'11.203	36.864	31.904	32.907	29.528	273.0	6	2'12.036	37.117	32.091	32.944	29.884	278.9	
5	2'11.191	36.868	32.031	32.794	29.498	272.6	7	2'12.131	37.399	32.354	32.766	29.612	280.1	
6	2'11.378	36.949	32.060	32.863	29.506	273.4	8	2'11.914	36.955	32.062	33.229	29.668	280.6	
7	2'11.483	36.960	32.126	32.915	29.482	273.2	9	2'11.702	37.109	32.021	32.867	29.705	278.9	
8	2'11.586	37.008	32.093	32.891	29.594	273.2	10	2'11.722	36.899	32.118	32.959	29.746	278.4	
9	2'11.404	36.919	31.987	32.840	29.658	273.5	11	2'11.796	36.910	32.064	32.916	29.906	278.7	
10	2'12.284	36.986	32.633	33.058	29.607	272.6	12	2'11.415	37.268	31.916	32.546	29.685	277.6	
11	2'12.008	36.961	32.204	32.960	29.883	273.4	13	2'11.650	37.003	31.865	33.173	29.609	276.7	
12	2'11.628	36.803	32.190	32.960	29.675	272.6	14	2'11.378	37.080	31.929	32.690	29.679	273.7	
13	2'12.769	37.414	32.374	33.313	29.668	272.3	15	2'11.539	37.071	31.912	32.888	29.668	273.0	
14	2'12.013	37.008	32.104	33.267	29.634	277.2	16	2'11.261	37.025	31.939	32.696	29.601	272.2	
15	2'11.971	37.037	32.196	33.087	29.651	276.4	17	2'11.329	37.015	31.923	32.677	29.714	273.2	
16	2'12.807	37.085	32.296	33.254	30.172	275.7	18	2'12.026	36.961	32.254	32.853	29.958	273.6	
17	2'12.058	37.110	32.212	33.132	29.604	274.5								
18	2'11.772	36.909	32.215	32.874	29.774	275.2	5th	27	Iker LECUONA Swiss Innovative Inve SPA					

							3rd	44	Miguel OLIVEIRA Red Bull KTM Ajo POR					
1	2'14.873	38.799	32.887	33.408	29.779	281.9	1	2'15.625	38.977	33.205	33.845	29.598	279.1	
2	2'12.223	37.309	32.055	33.170	29.689	280.0	2	2'12.459	37.290	32.162	33.419	29.588	278.9	

Fastest Lap: Francesco BAGNAIA SKY Racing Team VR ITA 2'11.020 36.908 31.930 32.791 29.391

These data/results cannot be reproduced, stored and/or transmitted in whole or in part by any manner of electronic, mechanical, photocopying, recording, broadcasting or otherwise now known or herein after developed without the previous express consent by the copyright owner, except for reproduction in daily press and regular printed publications on sale to the public within 60 days of the event related to those data/results and always provided that copyright symbol appears together as follows below.
© DORNA, 2018

Race

Moto2

Lap	Lap Time	T1	T2	T3	T4	Speed	Lap	Lap Time	T1	T2	T3	T4	Speed	
7	2'12.382	37.334	32.335	33.118	29.595	274.2	8th	9	Jorge NAVARRO				Federal Oil Gresini M	SPA
8	2'12.027	37.197	32.149	33.155	29.526	274.7								
9	2'11.435	36.851	32.091	32.889	29.604	274.5	1	2'16.829	39.912	33.115	34.136	29.666	281.6	
10	2'11.560	37.123	31.934	32.868	29.635	274.0	2	2'12.318	37.293	32.631	32.849	29.545	280.7	
11	2'11.983	37.003	32.243	32.882	29.855	277.3	3	2'12.326	37.402	32.353	33.023	29.548	270.6	
12	2'11.367	36.892	32.002	32.812	29.661	272.3	4	2'11.516	37.078	32.063	32.925	29.450	277.7	
13	2'12.181	37.019	32.197	33.234	29.731	271.2	5	2'11.550	36.935	32.156	32.883	29.576	276.9	
14	2'11.860	37.340	32.132	32.840	29.548	275.8	6	2'11.957	36.962	32.110	33.256	29.629	281.0	
15	2'11.683	37.074	32.113	32.914	29.582	274.0	7	2'12.140	37.143	32.321	33.131	29.545	279.5	
16	2'11.365	36.978	32.020	32.791	29.576	273.6	8	2'11.653	37.020	32.084	32.998	29.551	276.2	
17	2'12.396	36.992	32.666	33.036	29.702	272.1	9	2'11.994	37.467	32.193	32.872	29.462	276.8	
18	2'11.885	37.041	32.464	32.809	29.571	274.9	10	2'12.181	36.839	31.908	33.849	29.585	280.6	

6th **41** **Brad BINDER** Red Bull KTM Ajo RSA

1	2'15.025	39.178	32.918	33.152	29.777	283.0
2	2'12.216	36.941	32.537	33.114	29.624	274.4
3	2'11.337	36.787	32.018	33.089	29.443	280.7
4	2'11.283	36.836	32.096	32.875	29.476	276.5
5	2'12.860	37.046	32.063	33.269	30.482	280.0
6	2'12.295	36.977	32.356	32.931	30.031	278.9
7	2'12.305	37.232	32.523	33.048	29.502	279.1
8	2'12.183	36.845	32.373	33.286	29.679	275.0
9	2'11.580	36.965	32.047	32.843	29.725	276.4
10	2'11.422	36.895	32.115	32.900	29.512	276.8
11	2'12.099	36.925	32.220	33.022	29.932	279.6
12	2'11.971	37.125	32.165	33.022	29.659	274.8
13	2'11.629	36.835	32.005	33.118	29.671	278.9
14	2'11.749	37.018	32.309	32.873	29.549	282.7
15	2'11.535	36.940	32.026	32.973	29.596	282.1
16	2'11.476	36.955	32.077	32.871	29.573	278.8
17	2'11.865	37.131	32.323	32.819	29.592	279.3
18	2'12.062	37.019	32.372	32.913	29.758	275.7

7th **54** **Mattia PASINI** Italtrans Racing Team ITA

1	2'12.427	37.627	32.232	32.904	29.664	273.2
2	2'12.381	37.118	32.357	33.237	29.669	273.0
3	2'12.090	37.104	32.197	32.922	29.867	273.9
4	2'12.334	37.575	32.149	32.865	29.745	274.7
5	2'12.808	37.280	32.208	33.352	29.968	273.9
6	2'12.335	37.191	32.314	33.032	29.798	281.3
7	2'12.557	37.605	32.487	32.892	29.573	276.2
8	2'11.632	36.996	32.198	32.792	29.646	275.5
9	2'11.751	37.074	32.079	32.943	29.655	275.1
10	2'11.706	36.971	32.148	32.881	29.706	273.0
11	2'12.462	36.992	32.250	33.072	30.148	277.4
12	2'12.576	37.452	32.491	32.966	29.667	276.8
13	2'11.791	37.082	32.149	32.941	29.619	276.2
14	2'11.954	36.852	32.151	33.178	29.773	279.3
15	2'11.283	36.830	31.979	32.804	29.670	277.7
16	2'12.271	37.246	32.267	32.917	29.841	276.2
17	2'12.563	37.172	32.307	33.099	29.985	276.3
18	2'12.403	37.186	32.380	32.909	29.928	274.9

9th **77** **Dominique AEGER** Kiefer Racing SWI

1	2'16.642	40.517	32.830	33.189	30.106	278.9
2	2'12.258	37.284	32.218	32.982	29.774	280.0
3	2'12.761	37.430	32.299	33.049	29.983	278.7
4	2'12.522	37.587	32.318	32.917	29.700	281.3
5	2'11.525	37.111	31.969	32.783	29.662	277.0
6	2'11.585	37.086	31.977	32.865	29.657	276.8
7	2'12.432	37.241	32.227	33.150	29.814	280.5
8	2'12.148	37.112	32.265	33.066	29.705	279.0
9	2'12.292	37.346	32.029	33.132	29.785	278.7
10	2'12.226	37.181	32.140	33.055	29.850	276.3
11	2'11.475	36.969	32.062	32.757	29.687	279.4
12	2'11.742	37.057	32.101	32.846	29.738	279.8
13	2'11.673	36.964	32.159	32.796	29.754	275.7
14	2'11.976	37.054	32.174	32.875	29.873	279.7
15	2'11.828	37.240	32.172	32.771	29.645	280.6
16	2'11.852	37.138	31.989	32.883	29.842	272.5
17	2'11.849	37.154	32.010	32.894	29.791	272.1
18	2'11.825	37.026	32.056	32.923	29.820	277.4

10th **7** **Lorenzo BALDASS** Pons HP40 ITA

1	2'15.660	39.467	32.897	33.483	29.813	280.8
2	2'12.483	37.088	32.394	33.230	29.771	281.1
3	2'12.129	37.429	32.005	33.015	29.680	277.0
4	2'11.781	37.151	32.011	32.996	29.623	275.2
5	2'11.972	37.101	32.206	32.929	29.736	275.0
6	2'12.007	37.230	31.997	33.033	29.747	279.7
7	2'12.345	37.368	32.225	33.045	29.707	278.8
8	2'11.742	36.982	32.028	33.127	29.605	276.6
9	2'12.232	37.501	32.023	32.943	29.765	273.4
10	2'11.667	37.070	32.037	32.909	29.651	273.2
11	2'11.732	37.042	32.135	32.872	29.683	272.8
12	2'11.648	37.062	32.003	32.874	29.709	274.5

Fastest Lap: Francesco BAGNAIA SKY Racing Team VR ITA **2'11.020** 36.908 31.930 32.791 29.391

These data/results cannot be reproduced, stored and/or transmitted in whole or in part by any manner of electronic, mechanical, photocopying, recording, broadcasting or otherwise now known or herein after developed without the previous express consent by the copyright owner, except for reproduction in daily press and regular printed publications on sale to the public within 60 days of the event related to those data/results and always provided that copyright symbol appears together as follows below.
© DORNA, 2018

Race

Moto2

Lap	Lap Time	T1	T2	T3	T4	Speed	Lap	Lap Time	T1	T2	T3	T4	Speed
13	2'11.726	37.114	32.049	32.880	29.683	275.7	6	2'12.720	37.024	32.372	33.570	29.754	275.7
14	2'11.974	37.115	32.106	32.970	29.783	275.8	7	2'13.512	37.887	32.318	33.480	29.827	283.4
15	2'11.698	37.163	31.968	32.888	29.679	274.7	8	2'12.131	36.990	32.545	33.096	29.500	277.3
16	2'12.455	37.452	32.048	33.161	29.794	273.6	9	2'11.909	37.088	32.204	32.984	29.633	279.5
17	2'12.206	37.280	32.011	33.027	29.888	273.9	10	2'11.973	36.970	32.276	33.068	29.659	275.4
18	2'14.056	37.355	32.244	34.499	29.958	275.9	11	2'12.925	36.898	32.127	34.188	29.712	280.8

11th 32 Isaac VIÑALES SAG Team SPA

1	2'15.177	38.901	33.082	33.431	29.763	276.4
2	2'12.625	37.163	32.155	33.621	29.686	275.0
3	2'12.036	36.983	32.189	32.985	29.879	278.8
4	2'11.676	36.940	32.108	33.047	29.581	275.6
5	2'12.134	37.047	32.264	33.062	29.761	274.8
6	2'12.172	37.185	32.219	33.024	29.744	274.4
7	2'13.098	37.418	32.653	33.419	29.608	271.6
8	2'12.313	37.064	32.499	33.176	29.574	275.0
9	2'11.915	37.063	32.218	33.012	29.622	274.3
10	2'11.965	37.070	32.323	32.923	29.649	273.0
11	2'11.736	36.897	32.185	33.016	29.638	270.3
12	2'11.958	36.945	32.202	33.047	29.764	269.1
13	2'12.181	37.150	32.249	33.053	29.729	273.8
14	2'12.443	37.095	32.340	33.167	29.841	275.5
15	2'12.480	37.175	32.440	33.066	29.799	272.7
16	2'11.962	37.047	32.254	32.967	29.694	270.4
17	2'12.215	37.229	32.186	33.059	29.741	269.1
18	2'12.269	37.189	32.335	33.006	29.739	268.5

12th 24 Simone CORSI Tasca Racing Scuderi ITA

1	2'15.363	39.318	33.148	33.217	29.680	281.6
2	2'12.248	37.200	32.298	33.084	29.666	278.2
3	2'11.905	37.018	32.180	33.006	29.701	273.3
4	2'11.691	36.957	32.037	32.948	29.749	273.7
5	2'12.052	37.099	32.067	33.132	29.754	275.8
6	2'12.131	37.068	32.133	33.181	29.749	274.5
7	2'12.587	37.376	32.403	33.153	29.655	273.4
8	2'11.783	36.914	32.123	33.105	29.641	276.2
9	2'11.885	37.126	32.089	32.965	29.705	274.0
10	2'11.965	37.083	32.096	32.930	29.856	272.3
11	2'12.626	37.248	32.464	33.094	29.820	275.0
12	2'12.381	37.198	32.049	33.311	29.823	272.5
13	2'12.129	37.170	32.143	32.980	29.836	272.9
14	2'12.271	37.212	32.279	32.929	29.851	272.8
15	2'12.655	37.339	32.158	33.319	29.839	271.6
16	2'12.835	37.244	32.568	33.103	29.920	275.4
17	2'12.526	37.371	32.228	33.083	29.844	271.0
18	2'12.441	37.174	32.292	33.097	29.878	271.2

13th 10 Luca MARINI SKY Racing Team VR ITA

1	2'14.627	38.680	32.819	33.390	29.738	281.6
2	2'12.273	37.143	32.274	33.201	29.655	275.2
3	2'12.244	36.884	32.062	33.714	29.584	280.5
4	2'11.663	36.817	32.165	32.982	29.699	277.8
5	2'11.679	36.898	32.072	32.965	29.744	275.6

14th 5 Andrea LOCATELLI Italtrans Racing Team ITA

1	2'16.491	40.086	33.036	33.453	29.916	282.7
2	2'12.218	37.218	32.221	33.043	29.736	276.4
3	2'12.547	37.299	32.407	33.069	29.772	278.2
4	2'11.837	36.838	32.099	33.130	29.770	274.8
5	2'11.966	37.069	32.225	32.969	29.703	277.4
6	2'11.958	37.027	32.145	33.025	29.761	276.8
7	2'12.491	37.207	32.340	33.207	29.737	278.7
8	2'12.584	37.110	32.256	33.461	29.757	279.7
9	2'12.666	37.325	32.325	33.265	29.751	276.2
10	2'12.301	37.178	32.184	33.140	29.799	276.9
11	2'12.112	37.050	32.153	33.105	29.804	276.3
12	2'11.946	36.984	31.967	33.199	29.796	275.6
13	2'12.557	37.198	32.295	33.232	29.832	276.5
14	2'12.257	37.173	32.186	33.104	29.794	279.9
15	2'11.727	37.032	32.107	32.895	29.693	275.7
16	2'12.350	37.232	32.185	33.116	29.817	276.7
17	2'12.527	37.339	32.227	33.066	29.895	277.2
18	2'12.029	36.963	32.254	33.050	29.762	276.2

15th 20 Fabio QUARTARAR MB Conveyors - Spee FRA

1	2'14.432	38.559	32.768	33.353	29.752	276.3
2	2'12.183	37.242	32.299	33.057	29.585	272.0
3	2'11.727	36.869	32.193	33.173	29.492	273.4
4	2'11.791	36.849	32.422	32.948	29.572	279.5
5	2'12.833	37.030	32.521	33.310	29.972	272.5
6	2'13.636	38.038	32.368	33.344	29.886	278.6
7	2'12.633	37.249	32.463	33.296	29.625	276.7
8	2'12.402	37.072	32.391	33.234	29.705	276.5
9	2'12.200	37.081	32.256	33.190	29.673	275.4
10	2'12.123	37.144	32.093	33.268	29.618	274.3
11	2'12.310	36.961	32.317	33.339	29.693	272.4
12	2'12.515	37.091	32.245	33.328	29.851	273.6
13	2'12.667	37.234	32.198	33.458	29.777	273.6
14	2'12.212	37.141	32.277	33.097	29.697	274.3
15	2'13.036	37.129	32.538	33.653	29.716	275.4
16	2'12.688	37.305	32.230	33.388	29.765	273.3
17	2'12.805	37.239	32.261	33.584	29.721	271.4
18	2'12.992	36.799	32.573	33.623	29.997	272.8

Fastest Lap: Francesco BAGNAIA SKY Racing Team VR ITA 2'11.020 36.908 31.930 32.791 29.391

These data/results cannot be reproduced, stored and/or transmitted in whole or in part by any manner of electronic, mechanical, photocopying, recording, broadcasting or otherwise now known or herein after developed without the previous express consent by the copyright owner, except for reproduction in daily press and regular printed publications on sale to the public within 60 days of the event related to those data/results and always provided that copyright symbol appears together as follows below.
© DORNA, 2018

Official MotoGP Timing by TISSOT
www.motogp.com

Austin, Sunday, April 22, 2018

Page 3 of 6



Race

Moto2

Lap	Lap Time	T1	T2	T3	T4	Speed	Lap	Lap Time	T1	T2	T3	T4	Speed	
16th	13	Romano FENATI Marinelli Snipers Tea ITA						13	2'12.739	37.291	32.445	33.196	29.807	270.2
							14	2'12.645	37.411	32.371	33.153	29.710	272.9	
1	2'16.973	40.211	32.975	33.773	30.014	284.5	15	2'13.259	37.454	32.598	33.299	29.908	270.4	
2	2'13.184	37.728	32.529	33.191	29.736	282.5	16	2'12.993	37.500	32.409	33.214	29.870	270.7	
3	2'12.387	37.201	32.280	33.210	29.696	278.7	17	2'13.167	37.460	32.486	33.284	29.937	270.1	
4	2'12.166	37.049	32.235	33.362	29.520	279.3	18	2'13.909	37.516	32.502	33.582	30.309	272.0	
5	2'11.920	37.169	32.140	33.041	29.570	279.2	19th 45 Tetsuta NAGASHIM IDEMITSU Honda Te JPN							
6	2'12.346	37.268	32.323	33.152	29.603	277.9	1	2'18.307	41.524	32.874	33.846	30.063	277.9	
7	2'12.475	37.168	32.404	33.131	29.772	276.7	2	2'12.747	37.559	32.469	33.057	29.662	276.0	
8	2'12.570	37.152	32.364	33.249	29.805	279.1	3	2'12.282	37.283	32.214	33.086	29.699	274.4	
9	2'12.310	37.154	32.271	33.194	29.691	278.2	4	2'12.078	37.237	32.243	32.995	29.603	271.4	
10	2'12.516	37.236	32.422	33.261	29.597	274.1	5	2'12.160	37.016	32.094	33.274	29.776	272.9	
11	2'12.289	37.103	32.257	33.153	29.776	274.7	6	2'13.075	37.517	32.384	33.103	30.071	270.2	
12	2'12.693	37.099	32.423	33.392	29.779	271.9	7	2'12.848	37.475	32.389	33.067	29.917	270.2	
13	2'13.213	37.343	32.705	33.407	29.758	271.2	8	2'13.087	37.410	32.398	33.433	29.846	270.8	
14	2'12.744	37.274	32.431	33.239	29.800	273.9	9	2'13.434	37.351	32.341	33.332	30.410	270.0	
15	2'12.721	37.287	32.628	33.099	29.707	272.1	10	2'13.626	37.415	32.497	33.831	29.883	267.3	
16	2'12.624	37.322	32.317	33.193	29.792	273.6	11	2'12.682	37.386	32.322	33.246	29.728	271.2	
17	2'12.649	37.264	32.287	33.308	29.790	273.0	12	2'12.409	37.277	32.565	33.007	29.560	268.6	
18	2'12.845	37.274	32.442	33.284	29.845	273.7	13	2'12.739	37.398	32.419	33.173	29.749	270.1	
17th 87 Remy GARDNER Tech 3 Racing AUS							14	2'13.947	37.410	33.468	33.257	29.812	271.5	
1	2'15.985	39.440	33.181	33.670	29.694	280.7	15	2'13.147	37.456	32.606	33.347	29.738	268.2	
2	2'12.403	37.229	32.225	33.350	29.599	279.2	16	2'12.700	37.179	32.189	33.441	29.891	270.2	
3	2'12.733	37.377	32.425	33.129	29.802	279.7	17	2'12.481	37.132	32.408	33.179	29.762	268.7	
4	2'13.497	37.855	32.466	33.504	29.672	279.2	18	2'13.512	37.272	32.575	33.165	30.500	270.2	
5	2'11.807	37.115	31.987	32.982	29.723	277.5	20th 64 Bo BENDSNEYDER Tech 3 Racing NED							
6	2'12.419	37.173	32.341	33.108	29.797	275.3	1	2'19.029	41.234	33.367	34.329	30.099	281.8	
7	2'12.300	37.131	32.169	33.280	29.720	274.3	2	2'13.836	37.967	32.578	33.449	29.842	279.2	
8	2'12.572	37.186	32.504	33.157	29.725	274.8	3	2'12.973	37.204	32.736	33.343	29.690	270.0	
9	2'12.353	37.131	32.272	33.086	29.864	275.8	4	2'12.672	37.087	32.456	33.294	29.835	271.0	
10	2'13.489	37.234	32.998	33.258	29.999	276.4	5	2'12.751	37.323	32.367	33.340	29.721	269.0	
11	2'13.354	37.165	32.986	33.325	29.878	271.9	6	2'12.606	37.200	32.458	33.228	29.720	269.7	
12	2'12.497	37.273	32.228	33.233	29.763	271.0	7	2'13.086	37.412	32.632	33.260	29.782	269.4	
13	2'12.806	37.482	32.314	33.314	29.696	272.3	8	2'12.861	37.265	32.580	33.223	29.793	270.3	
14	2'12.548	37.273	32.241	33.184	29.850	273.8	9	2'13.024	37.397	32.478	33.297	29.852	269.9	
15	2'12.890	37.285	32.699	33.084	29.822	271.9	10	2'12.939	37.110	32.537	33.473	29.819	269.0	
16	2'12.545	37.535	32.164	33.049	29.797	272.9	11	2'12.790	37.168	32.638	33.319	29.665	269.0	
17	2'12.276	37.346	32.104	33.019	29.807	273.2	12	2'13.010	37.204	32.596	33.396	29.814	269.1	
18	2'12.363	37.147	32.407	33.032	29.777	274.8	13	2'13.067	37.334	32.577	33.328	29.828	268.1	
18th 40 Hector BARBERA Pons HP40 SPA							14	2'13.513	37.491	32.731	33.334	29.957	269.7	
1	2'17.604	40.340	33.145	34.271	29.848	277.5	15	2'13.566	37.438	32.675	33.412	30.041	267.2	
2	2'13.047	37.658	32.320	33.272	29.797	277.7	16	2'13.055	37.228	32.545	33.323	29.959	269.1	
3	2'13.039	37.303	32.247	33.686	29.803	275.0	17	2'13.150	37.310	32.530	33.512	29.798	268.2	
4	2'12.540	37.312	32.326	33.244	29.658	275.1	18	2'14.232	37.246	33.084	33.724	30.178	266.8	
5	2'12.538	37.329	32.207	33.019	29.983	274.7	21st 4 Steven ODENDAAL NTS RW Racing GP RSA							
6	2'13.256	37.420	32.323	33.644	29.869	271.8	1	2'19.633	41.872	33.530	34.055	30.176	276.1	
7	2'12.978	37.422	32.574	33.240	29.742	272.0	2	2'14.101	37.894	32.616	33.632	29.959	275.1	
8	2'12.117	37.073	32.235	33.081	29.728	274.0	3	2'13.859	37.414	32.833	33.613	29.999	276.5	
9	2'13.015	37.377	32.134	33.335	30.169	274.1	4	2'13.843	37.671	32.793	33.432	29.947	272.3	
10	2'12.955	37.417	32.505	33.307	29.726	272.1	5	2'13.062	37.494	32.439	33.308	29.821	271.2	
11	2'12.794	37.295	32.325	33.442	29.732	271.2								
12	2'12.489	37.230	32.229	33.221	29.809	270.3								

Fastest Lap: Francesco BAGNAIA SKY Racing Team VR ITA **2'11.020** 36.908 31.930 32.791 29.391

These data/results cannot be reproduced, stored and/or transmitted in whole or in part by any manner of electronic, mechanical, photocopying, recording, broadcasting or otherwise now known or herein after developed without the previous express consent by the copyright owner, except for reproduction in daily press and regular printed publications on sale to the public within 60 days of the event related to those data/results and always provided that copyright symbol appears together as follows below.
© DORNA, 2018

Race

Moto2

Lap	Lap Time	T1	T2	T3	T4	Speed	Lap	Lap Time	T1	T2	T3	T4	Speed
6	2'13.085	37.408	32.414	33.431	29.832	271.9	24th	22	Sam LOWES	Swiss Innovative Inve			GBR
7	2'13.360	37.519	32.537	33.430	29.874	272.8	1	2'41.973	38.227	32.455	33.448	57.843	270.5
8	2'13.880	37.487	32.836	33.629	29.928	271.8	2	2'14.816	38.391	32.609	33.580	30.236	262.5
9	2'13.268	37.548	32.488	33.426	29.806	269.5	3	2'13.308	37.438	32.432	33.400	30.038	263.9
10	2'13.275	37.263	32.754	33.296	29.962	269.2	4	2'12.602	37.332	32.156	33.240	29.874	264.1
11	2'13.449	37.355	32.641	33.592	29.861	270.0	5	2'12.431	37.282	32.151	33.147	29.851	264.3
12	2'13.234	37.340	32.530	33.402	29.962	268.7	6	2'12.587	37.401	32.188	33.109	29.889	264.6
13	2'13.385	37.530	32.654	33.389	29.812	268.3	7	2'12.207	37.233	32.227	33.044	29.703	266.2
14	2'13.257	37.333	32.561	33.550	29.813	271.4	8	2'12.906	37.205	31.998	33.715	29.988	270.8
15	2'13.806	37.518	32.947	33.372	29.969	270.6	9	2'13.008	37.850	32.251	33.151	29.756	265.3
16	2'13.349	37.314	32.538	33.443	30.054	271.4	10	2'12.653	37.236	32.309	33.067	30.041	265.4
17	2'13.306	37.586	32.506	33.500	29.714	271.8	11	2'12.153	37.041	32.196	33.137	29.779	265.8
18	2'13.214	37.547	32.581	33.290	29.796	274.8	12	2'12.341	37.220	32.160	33.134	29.827	263.9
22nd 51 Eric GRANADO Forward Racing Team BRA							13	2'11.923	37.191	32.006	32.958	29.768	266.4
1	2'18.770	40.792	33.372	34.551	30.055	275.5	14	2'12.047	37.080	32.243	32.910	29.814	268.5
2	2'13.913	38.032	32.390	33.466	30.025	269.3	15	2'12.972	37.556	32.233	33.215	29.968	265.9
3	2'13.933	37.891	32.665	33.482	29.895	272.6	16	2'12.003	37.171	32.175	32.986	29.671	267.3
4	2'13.147	37.583	32.510	33.267	29.787	268.1	17	2'11.629	37.103	31.975	32.876	29.675	267.1
5	2'13.362	37.436	32.425	33.481	30.020	266.4	18	2'11.746	37.199	31.954	32.875	29.718	269.2
6	2'13.233	37.432	32.391	33.260	30.150	267.1	25th 89 Khairul Idham PAWI IDEMITSU Honda Te MAL						
7	2'13.480	37.519	32.654	33.360	29.947	265.6	1	2'18.522	40.709	33.484	34.258	30.071	273.6
8	2'13.072	37.476	32.483	33.346	29.767	266.2	2	2'14.630	37.993	32.851	33.962	29.824	275.3
9	2'13.268	37.519	32.379	33.412	29.958	266.4	3	2'13.992	37.623	32.766	33.681	29.922	275.5
10	2'14.288	37.571	32.728	33.706	30.283	263.9	4	2'13.710	37.990	32.623	33.192	29.905	271.2
11	2'13.271	37.487	32.476	33.261	30.047	265.0	5	2'13.153	37.369	32.461	33.374	29.949	269.7
12	2'13.393	37.379	32.576	33.376	30.062	263.8	6	2'13.090	37.473	32.538	33.170	29.909	270.5
13	2'13.279	37.438	32.507	33.321	30.013	265.0	7	2'13.603	37.496	32.687	33.320	30.100	270.8
14	2'13.643	37.631	32.571	33.325	30.116	265.6	8	2'14.585	37.473	32.621	34.519	29.972	269.2
15	2'13.683	37.682	32.546	33.356	30.099	264.3	9	2'13.460	37.563	32.587	33.352	29.958	268.5
16	2'13.852	37.605	32.577	33.563	30.107	265.1	10	2'14.148	37.697	32.897	33.477	30.077	269.8
17	2'13.325	37.529	32.478	33.446	29.872	263.7	11	2'14.087	37.746	32.920	33.455	29.966	267.6
18	2'13.683	37.703	32.415	33.709	29.856	265.9	12	2'13.868	37.499	32.868	33.502	29.999	267.5
23rd 16 Joe ROBERTS NTS RW Racing GP USA							13	2'13.427	37.270	32.848	33.376	29.933	268.9
1	2'19.294	41.680	33.057	34.338	30.219	282.5	14	2'13.866	37.641	32.773	33.379	30.073	270.2
2	2'14.263	38.009	32.674	33.623	29.957	275.0	15	2'15.580	39.118	33.023	33.335	30.104	269.6
3	2'16.182	37.465	32.813	35.745	30.159	275.5	16	2'13.907	37.614	32.766	33.348	30.179	270.0
4	2'13.900	37.517	32.661	33.668	30.054	269.4	17	2'14.565	37.912	32.930	33.517	30.206	267.1
5	2'13.803	37.490	32.611	33.612	30.090	268.3	18	2'14.789	37.975	32.996	33.641	30.177	271.0
6	2'14.060	37.505	32.833	33.629	30.093	268.3	26th 95 Jules DANILO Nashi Argan SAG Tea FRA						
7	2'14.264	37.495	32.957	33.670	30.142	268.1	1	2'28.218	34.857	33.633	34.032	30.609	267.7
8	2'13.808	37.363	33.026	33.401	30.018	268.1	2	2'16.047	38.496	33.136	33.842	30.573	267.7
9	2'13.682	37.436	32.814	33.478	29.954	267.8	3	2'15.601	37.999	33.073	34.070	30.459	267.3
10	2'13.412	37.482	32.627	33.329	29.974	267.7	4	2'14.764	37.840	32.869	33.650	30.405	268.0
11	2'13.553	37.328	32.782	33.458	29.985	267.4	5	2'14.458	37.808	32.710	33.528	30.412	267.6
12	2'13.273	37.418	32.769	33.245	29.841	266.9	6	2'14.596	37.687	32.787	33.726	30.396	269.3
13	2'13.045	37.192	32.806	33.135	29.912	268.9	7	2'14.251	37.759	32.732	33.451	30.309	270.4
14	2'12.896	37.270	32.644	33.148	29.834	271.6	8	2'15.506	37.822	32.949	34.383	30.352	271.6
15	2'13.909	37.638	32.874	33.328	30.069	267.7	9	2'14.495	37.851	32.897	33.473	30.274	270.6
16	2'13.623	37.556	32.761	33.333	29.973	267.6	10	2'14.308	37.762	32.719	33.471	30.356	268.9
17	2'13.846	37.398	32.815	33.443	30.190	266.7	11	2'14.628	37.658	32.941	33.642	30.387	268.4
18	2'13.460	37.372	32.744	33.269	30.075	269.2	12	2'14.580	37.828	33.030	33.504	30.218	268.1

Fastest Lap: Francesco BAGNAIA SKY Racing Team VR ITA 2'11.020 36.908 31.930 32.791 29.391

These data/results cannot be reproduced, stored and/or transmitted in whole or in part by any manner of electronic, mechanical, photocopying, recording, broadcasting or otherwise now known or herein after developed without the previous express consent by the copyright owner, except for reproduction in daily press and regular printed publications on sale to the public within 60 days of the event related to those data/results and always provided that copyright symbol appears together as follows below.
© DORNA, 2018

Race

Moto2

Lap	Lap Time	T1	T2	T3	T4	Speed	Lap	Lap Time	T1	T2	T3	T4	Speed
13	2'14.326	37.755	32.867	33.499	30.205	269.2	6	2'11.879	37.151	32.222	32.689	29.817	273.2
14	2'16.401	37.947	32.708	35.335	30.411	270.7	7	2'12.538	37.545	32.297	32.990	29.706	272.4
15	2'15.300	38.133	32.968	33.886	30.313	269.1	8	2'12.076	37.217	32.248	32.797	29.814	272.9
16	2'14.486	37.768	32.937	33.399	30.382	269.0	9	2'12.439	37.260	32.157	32.943	30.079	272.7
17	2'14.238	37.812	32.824	33.387	30.215	268.3	10	2'12.224	37.261	32.279	32.801	29.883	272.7
18	2'14.177	37.809	32.806	33.293	30.269	270.4	11	2'12.483	37.148	32.627	32.892	29.816	272.5

27th 63 Zulfahmi KHAIRUD SIC Racing Team MAL

1	2'19.782	41.758	33.351	34.201	30.472	277.4
2	2'15.636	38.327	32.877	34.082	30.350	273.6
3	2'15.387	38.105	32.996	33.924	30.362	268.7
4	2'15.813	38.075	33.307	33.979	30.452	268.0
5	2'16.363	38.112	33.067	33.990	31.194	266.2
6	2'16.400	38.311	33.262	34.103	30.724	266.4
7	2'16.246	38.448	33.103	34.001	30.694	266.7
8	2'16.442	38.549	33.386	33.903	30.604	266.7
9	2'17.211	38.808	33.520	34.209	30.674	267.3
10	2'16.893	38.615	33.416	34.322	30.540	266.5
11	2'16.339	38.388	33.129	34.170	30.652	266.9
12	2'16.079	38.401	33.231	33.893	30.554	266.1
13	2'15.971	38.329	33.329	33.834	30.479	266.7
14	2'15.908	38.419	33.124	33.835	30.530	268.3
15	2'16.768	38.473	33.363	33.946	30.986	267.5
16	2'16.486	38.563	33.146	34.232	30.545	265.6
17	2'16.456	38.516	33.256	34.188	30.496	265.8
18	2'16.935	38.138	33.017	34.404	31.376	270.3

28th 21 Federico FULIGNI Tasca Racing Scuderi ITA

1	2'20.567	42.348	33.542	34.127	30.550	274.8
2	2'16.080	38.159	33.071	34.467	30.383	271.2
3	2'15.001	37.922	32.852	33.854	30.373	267.5
4	2'16.079	38.132	32.979	34.616	30.352	268.4
5	2'15.611	38.125	33.198	33.809	30.479	266.1
6	2'16.264	38.337	33.210	34.069	30.648	268.5
7	2'16.403	38.435	33.229	33.941	30.798	268.8
8	2'17.238	38.399	33.485	34.704	30.650	268.2
9	2'16.276	38.641	32.982	34.160	30.493	269.8
10	2'17.277	38.630	33.330	34.721	30.596	271.6
11	2'16.286	38.179	33.457	34.150	30.500	266.9
12	2'16.502	38.536	33.179	34.112	30.675	266.8
13	2'15.344	38.134	32.935	34.031	30.244	268.5
14	2'15.737	38.305	33.198	33.848	30.386	270.3
15	2'16.420	38.564	33.450	33.888	30.518	268.9
16	2'16.402	38.451	33.193	34.210	30.548	264.4
17	2'16.484	38.597	33.201	34.167	30.519	263.6
18	2'17.302	38.155	33.113	34.635	31.399	267.6

29th 97 Xavi VIERGE Dynavolt Intact GP SPA

1	2'13.614	38.185	32.771	32.888	29.770	280.7
2	2'11.582	37.043	32.171	32.698	29.670	275.3
3	2'11.872	37.098	32.054	32.880	29.840	277.7
4	2'11.532	37.234	32.039	32.645	29.614	274.3
5	2'11.374	36.992	31.993	32.723	29.666	273.6

Fastest Lap: Francesco BAGNAIA SKY Racing Team VR ITA 2'11.020 36.908 31.930 32.791 29.391

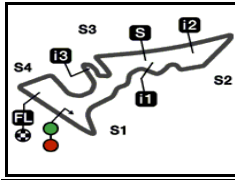
These data/results cannot be reproduced, stored and/or transmitted in whole or in part by any manner of electronic, mechanical, photocopying, recording, broadcasting or otherwise now known or herein after developed without the previous express consent by the copyright owner, except for reproduction in daily press and regular printed publications on sale to the public within 60 days of the event related to those data/results and always provided that copyright symbol appears together as follows below.
© DORNA, 2018

Official MotoGP Timing by TISSOT
www.motogp.com

Austin, Sunday, April 22, 2018

Page 6 of 6





RED BULL GRAND PRIX OF THE AMERICAS

Race

Analysis by Lap

35

Num Lap Time Gap

Num	Lap	Time	Gap	Num	Lap	Time	Gap	Num	Lap	Time	Gap								
Lap 1																			
73	2'	11.879		64	2'	13.836	9.364	62	2'	12.130	7.802								
54	2'	12.427	0.548	89	2'	14.630	9.651	32	2'	12.172	7.123								
42	2'	12.567	0.688	16	2'	14.263	10.056	7	2'	12.007	7.335								
97	2'	13.614	1.735	4	2'	14.101	10.233	9	2'	11.957	7.799								
23	2'	14.213	2.334	63	2'	15.636	11.917	20	2'	13.636	7.905								
20	2'	14.432	2.553	21	2'	16.080	13.146	5	2'	11.958	8.320								
10	2'	14.627	2.748	95	2'	16.047	20.764	77	2'	11.585	8.596								
44	2'	14.873	2.994	22	2'	14.816	33.288	62	2'	11.653	8.965								
41	2'	15.025	3.146	Lap 3															
32	2'	15.177	3.298	73	2'	11.424		87	2'	12.419	10.147								
24	2'	15.363	3.484	42	2'	11.249	0.597	13	2'	12.346	10.279								
27	2'	15.625	3.746	54	2'	12.090	1.973	45	2'	13.075	11.952								
7	2'	15.660	3.781	21	2'	12.090	1.973	40	2'	13.256	13.327								
87	2'	15.985	4.106	97	2'	11.872	2.143	64	2'	12.606	15.170								
5	2'	16.491	4.612	23	2'	11.688	2.988	51	2'	13.233	17.661								
77	2'	16.642	4.763	20	2'	11.727	3.417	89	2'	13.090	18.400								
9	2'	16.829	4.950	41	2'	11.337	3.653	4	2'	13.085	18.886								
13	2'	16.973	5.094	44	2'	11.836	4.007	16	2'	14.060	22.805								
36	2'	17.300	5.421	10	2'	12.244	4.219	63	2'	16.400	30.684								
40	2'	17.604	5.725	24	2'	11.905	4.591	21	2'	16.264	30.905								
62	2'	17.776	5.897	27	2'	11.627	4.786	95	2'	14.596	34.987								
52	2'	18.036	6.157	32	2'	12.036	4.913	22	2'	12.587	39.020								
45	2'	18.307	6.428	7	2'	12.129	5.347	Lap 5											
89	2'	18.522	6.643	36	2'	11.469	5.549	73	2'	11.191									
51	2'	18.770	6.891	87	2'	12.733	6.196	42	2'	11.407	1.015								
64	2'	19.029	7.150	5	2'	12.547	6.331	97	2'	11.374	2.655								
16	2'	19.294	7.415	9	2'	12.326	6.548	23	2'	11.956	4.357								
4	2'	19.633	7.754	77	2'	12.761	6.736	54	2'	12.808	4.721								
63	2'	19.782	7.903	62	2'	12.239	6.875	44	2'	11.781	4.923								
21	2'	20.567	8.688	13	2'	12.387	7.619	10	2'	11.679	5.167								
95	2'	28.218	16.339	45	2'	12.282	8.411	41	2'	12.860	5.402								
22	2'	41.973	30.094	40	2'	13.039	8.765	27	2'	11.710	5.542								
Lap 2																			
73	2'	11.622		64	2'	12.973	10.913	20	2'	12.833	5.647								
42	2'	11.706	0.772	51	2'	13.933	11.691	24	2'	12.052	5.940								
54	2'	12.381	1.307	52	2'	14.922	12.035	36	2'	11.575	6.174								
97	2'	11.582	1.695	89	2'	13.992	12.219	32	2'	12.134	6.329								
23	2'	12.012	2.724	4	2'	13.859	12.668	7	2'	11.972	6.706								
20	2'	12.183	3.114	16	2'	16.182	14.814	9	2'	11.550	7.220								
10	2'	12.273	3.399	63	2'	15.387	15.880	5	2'	11.966	7.740								
44	2'	12.223	3.595	21	2'	15.001	16.723	77	2'	11.525	8.389								
41	2'	12.216	3.740	95	2'	15.601	24.941	62	2'	12.079	8.690								
24	2'	12.248	4.110	22	2'	13.308	35.172	87	2'	11.807	9.106								
32	2'	12.625	4.301	Lap 4															
27	2'	12.459	4.583	73	2'	11.203		13	2'	11.920	9.311								
7	2'	12.483	4.642	42	2'	11.405	0.799	45	2'	12.160	10.255								
87	2'	12.403	4.887	97	2'	11.532	2.472	40	2'	12.538	11.449								
5	2'	12.218	5.208	54	2'	12.334	3.104	64	2'	12.751	13.942								
77	2'	12.258	5.399	23	2'	11.807	3.592	21	2'	13.362	15.806								
36	2'	11.705	5.504	41	2'	11.283	3.733	89	2'	13.153	16.688								
9	2'	12.318	5.646	20	2'	11.791	4.005	4	2'	13.062	17.179								
62	2'	11.785	6.060	44	2'	11.529	4.333	16	2'	13.803	20.123								
13	2'	13.184	6.656	10	2'	11.663	4.679	63	2'	16.363	25.662								
40	2'	13.047	7.150	27	2'	11.440	5.023	21	2'	15.611	26.019								
45	2'	12.747	7.553	24	2'	11.691	5.079	95	2'	14.458	31.769								
52	2'	14.002	8.537	32	2'	11.676	5.386	22	2'	12.431	37.811								
51	2'	13.913	9.182	7	2'	11.781	5.925	Lap 6											
Lap 7																			
73	2'	11.483		9	2'	11.516	6.861	73	2'	11.378									
42	2'	11.254	0.428	5	2'	12.140	8.456	42	2'	11.020	0.657								
97	2'	12.538	4.211	9	2'	12.140	8.456	97	2'	11.879	3.156								
44	2'	11.872	6.181	10	2'	13.512	8.538	23	2'	12.304	5.283								
54	2'	12.557	6.752	32	2'	13.098	8.738	54	2'	12.335	5.678								
27	2'	12.382	6.961	20	2'	12.633	9.055	44	2'	12.247	5.792								
41	2'	12.305	7.141	5	2'	12.491	9.328	27	2'	11.898	6.062								
36	2'	12.131	7.480	77	2'	12.432	9.545	41	2'	12.295	6.319								
24	2'	12.587	7.797	62	2'	12.223	9.705	10	2'	12.720	6.509								
7	2'	12.345	8.197	87	2'	12.300	10.964	24	2'	12.131	6.693								
9	2'	12.140	8.456	13	2'	12.475	11.271	Lap 8											
10	2'	13.512	8.538	45	2'	12.848	13.317	73	2'	11.586									
32	2'	13.098	8.738	40	2'	12.978	14.822	42	2'	11.347	0.189								
20	2'	12.633	9.055	64	2'	13.086	16.773	97	2'	12.076	4.701								
5	2'	12.491	9.328	51	2'	13.480	19.658	44	2'	11.502	6.097								
77	2'	12.432	9.545	89	2'	13.603	20.520	54	2'	11.632	6.798								
62	2'	12.223	9.705	4	2'	13.360	20.763	Lap 9											
87	2'	12.300	10.964	16	2'	14.264	25.586	73	2'	11.404									
13	2'	12.475	11.271	63	2'	16.246	35.447	42	2'	11.471	0.256								
45	2'	12.848	13.317	21	2'	16.403	35.825	97	2'	12.439	5.736								
40	2'	12.978	14.822	95	2'	14.251	37.755	44	2'	11.403	6.096								
64	2'	13.086	16.773	22	2'	12.207	39.744	54	2'	11.751	7.145								
51	2'	13.480	19.658	Lap 10															
89	2'	13.603	20.520	73	2'	12.284													
4	2'	13.360	20.763																
16	2'	14.264	25.586																
63	2'	16.246	35.447																
21	2'	16.403	35.825																
95	2'	14.251	37.755																
22	2'	12.207	39.744																

Lapped rider

These data/results cannot be reproduced, stored and/or transmitted in whole or in part by any manner of electronic, mechanical, photocopying, recording, broadcasting or otherwise now known or herein after developed without the previous express consent by the copyright owner, except for reproduction in daily press and regular printed publications on sale to the public within 60 days of the event related to those data/results and always provided that copyright symbol appears together as follows below.

© DORNA, 2018



Num Lap Time Gap

42	2'12.168	0.140
97	2'12.224	5.676
44	2'11.971	5.783
54	2'11.706	6.567
27	2'11.560	6.709
41	2'11.422	7.052
36	2'11.722	7.544
24	2'11.965	8.156
7	2'11.667	8.564
9	2'12.181	9.010
10	2'11.973	9.277
32	2'11.965	9.657
20	2'12.123	10.506
77	2'12.226	10.937
62	2'12.017	11.120
5	2'12.301	11.605
13	2'12.516	13.393
87	2'13.489	14.104
40	2'12.955	17.635
45	2'13.626	18.190
64	2'12.939	20.323
51	2'14.288	25.012
4	2'13.275	25.912
89	2'14.148	27.439
16	2'13.412	31.214
22	2'12.653	43.037
95	2'14.308	46.790
63	2'16.893	50.719
21	2'17.277	51.342

Lap 11

73	2'12.008	
42	2'11.946	0.078
44	2'11.862	5.637
97	2'12.483	6.151
27	2'11.983	6.684
54	2'12.462	7.021
41	2'12.099	7.143
36	2'11.796	7.332
7	2'11.732	8.288
24	2'12.626	8.774
9	2'11.995	8.997
32	2'11.736	9.385
10	2'12.925	10.194
77	2'11.475	10.404
20	2'12.310	10.808
5	2'12.112	11.709
13	2'12.289	13.674
87	2'13.354	15.450
40	2'12.794	18.421
45	2'12.682	18.864
64	2'12.790	21.105
51	2'13.271	26.275
4	2'13.449	27.353
89	2'14.087	29.518
16	2'13.553	32.759
22	2'12.153	43.182
95	2'14.628	49.410
63	2'16.339	55.050
21	2'16.286	55.620
62	2'57.083	56.195

Lap 12

73	2'11.628	
42	2'11.647	0.097
44	2'11.593	5.602
97	2'11.547	6.070
27	2'11.367	6.423
36	2'11.415	7.119
41	2'11.971	7.486

54	2'12.576	7.969
7	2'11.648	8.308
9	2'11.758	9.127
24	2'12.381	9.527
32	2'11.958	9.715
77	2'11.742	10.518
10	2'12.766	11.332
20	2'12.515	11.695
5	2'11.946	12.027
13	2'12.693	14.739
87	2'12.497	16.319
40	2'12.489	19.282
45	2'12.409	19.645
64	2'13.010	22.487
51	2'13.393	28.040
4	2'13.234	28.959
89	2'13.868	31.758
16	2'13.273	34.404
22	2'12.341	43.895
95	2'14.580	52.362
63	2'16.079	59.501
21	2'16.502	1'00.494

Lap 13

42	2'12.157	
73	2'12.769	0.515
44	2'11.361	4.709
97	2'12.386	6.202
27	2'12.181	6.350
36	2'11.650	6.515
41	2'11.629	6.861
54	2'11.791	7.506
7	2'11.726	7.780
9	2'11.444	8.317
24	2'12.129	9.402
32	2'12.181	9.642
77	2'11.673	9.937
10	2'12.772	11.850
20	2'12.667	12.108
5	2'12.557	12.330
13	2'13.213	15.698
87	2'12.806	16.871
40	2'12.739	19.767
45	2'12.739	20.130
64	2'13.067	23.300
51	2'13.279	29.065
4	2'13.385	30.090
89	2'13.427	32.931
16	2'13.045	35.195
22	2'11.923	43.564
95	2'14.326	54.434
63	2'15.971	1'03.218
21	2'15.344	1'03.584

Lap 14

42	2'12.118	
73	2'12.013	0.410
44	2'11.424	4.015
36	2'11.378	5.775
27	2'11.860	6.092
41	2'11.749	6.492
54	2'11.954	7.342
7	2'11.974	7.636
9	2'11.813	8.012
24	2'12.271	9.555
77	2'11.976	9.795
32	2'12.443	9.967
10	2'11.971	11.703
20	2'12.212	12.202
5	2'12.257	12.469

13	2'12.744	16.324
87	2'12.548	17.301
40	2'12.645	20.294
45	2'13.947	21.959
64	2'13.513	24.695
51	2'13.643	30.590
4	2'13.257	31.229
89	2'13.866	34.679
16	2'12.896	35.973
22	2'12.047	43.493
95	2'16.401	58.717
63	2'15.908	1'07.008
21	2'15.737	1'07.203

Lap 15

42	2'11.648	
73	2'11.971	0.733
44	2'11.496	3.863
36	2'11.539	5.666
27	2'11.683	6.127
41	2'11.535	6.379
54	2'11.283	6.977
7	2'11.698	7.686
9	2'11.504	7.868
77	2'11.828	9.975
24	2'12.655	10.562
32	2'12.480	10.799
10	2'12.297	12.352
5	2'11.727	12.548
20	2'13.036	13.590
13	2'12.721	17.397
87	2'12.890	18.543
40	2'13.259	21.905
45	2'13.147	23.458
64	2'13.566	26.613
51	2'13.683	32.625
4	2'13.806	33.387
16	2'13.909	38.234
89	2'15.580	38.611
22	2'12.972	44.817
95	2'15.300	1'02.369
21	2'16.420	1'11.975
63	2'16.768	1'12.128

Lap 16

42	2'11.415	
73	2'12.807	2.125
44	2'11.572	4.020
36	2'11.261	5.512
27	2'11.365	6.077
41	2'11.476	6.440
54	2'12.271	7.833
9	2'11.744	8.197
7	2'12.455	8.726
77	2'11.852	10.412
32	2'11.962	11.346
24	2'12.835	11.982
10	2'12.293	13.230
5	2'12.350	13.483
20	2'12.688	14.863
13	2'12.624	18.606
87	2'12.545	19.673
40	2'12.993	23.483
45	2'12.700	24.743
64	2'13.055	28.253
51	2'13.852	35.062
4	2'13.349	35.321
16	2'13.623	40.442
89	2'13.907	41.103
22	2'12.003	45.405

95	2'14.486	1'05.440
21	2'16.402	1'16.962
63	2'16.486	1'17.199

Lap 17

42	2'11.384	
73	2'12.058	2.799
44	2'11.225	3.861
36	2'11.329	5.457
41	2'11.865	6.921
27	2'12.396	7.089
54	2'12.563	9.012
7	2'12.206	9.548
9	2'12.737	9.550
77	2'11.849	10.877
32	2'12.215	12.177
24	2'12.526	13.124
10	2'12.560	14.406
5	2'12.527	14.626
20	2'12.805	16.284
13	2'12.649	19.871
87	2'12.276	20.565
40	2'13.167	25.266
45	2'12.481	25.840
64	2'13.150	30.019
51	2'13.325	37.003
4	2'13.306	37.243
16	2'13.846	42.904
89	2'14.565	44.284
22	2'11.629	45.650
95	2'14.238	1'08.294
21	2'16.484	1'22.062
63	2'16.456	1'22.271

Lap 18

42	2'12.107	
73	2'11.772	2.464
44	2'11.950	3.704
36	2'12.026	5.376
27	2'11.885	6.867
41	2'12.062	6.876
54	2'12.403	9.308
9	2'13.067	10.510
77	2'11.825	10.595
7	2'14.056	11.497
32	2'12.269	12.339
24	2'12.441	13.458
10	2'11.983	14.282
5	2'12.029	14.548
20	2'12.992	17.169
13	2'12.845	20.609
87	2'12.363	20.821
40	2'13.909	27.068
45	2'13.512	27.245
64	2'14.232	32.144
4	2'13.214	38.350
51	2'13.683	38.579
16	2'13.460	44.257
22	2'11.746	45.289
89	2'14.789	46.966
95	2'14.177	1'10.364
63	2'16.935	1'27.099
21	2'17.302	1'27.257

Lapped rider

These data/results cannot be reproduced, stored and/or transmitted in whole or in part by any manner of electronic, mechanical, photocopying, recording, broadcasting or otherwise now known or herein after developed without the previous express consent by the copyright owner, except for reproduction in daily press and regular printed publications on sale to the public within 60 days of the event related to those data/results and always provided that copyright symbol appears together as follows below.

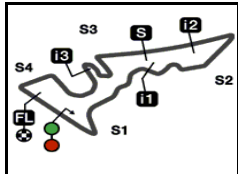
© DORNA, 2018

Official MotoGP Timing by TISSOT
www.motogp.com

Austin, Sunday, April 22, 2018

Page 2 of 2





RED BULL GRAND PRIX OF THE AMERICAS

36

5513 m.

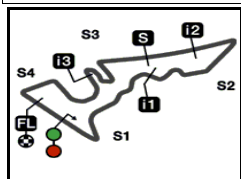
2018 Rookie of the Year Classification

Rider	<i>Nation</i>	<i>Points</i>	<i>Leader Previous</i>	<i>QAT</i>	<i>ARG</i>	<i>AME</i>	<i>SPA</i>	<i>FRA</i>	<i>ITA</i>	<i>CAT</i>	<i>NED</i>	<i>GER</i>	<i>CZE</i>	<i>AUT</i>	<i>GBR</i>	<i>RSM</i>	<i>ARA</i>	<i>THA</i>	<i>JPN</i>	<i>AUS</i>	<i>MAL</i>	<i>VAL</i>	
1 MIR Joan	SPA	27		5	9	13																	

These data/results cannot be reproduced, stored and/or transmitted in whole or in part by any manner of electronic, mechanical, photocopying, recording, broadcasting or otherwise now known or herein after developed without the previous express consent by the copyright owner, except for reproduction in daily press and regular printed publications on sale to the public within 60 days of the event related to those data/results and always provided that copyright symbol appears together as follows below.
© DORNA, 2018



Circuit Of The Americas



5513 m.

Results and timing service provided by **TISSOT**

After the **RED BULL GRAND PRIX OF THE AMERICAS**

Moto2™

2018 Riders Performance

(Qualifying Position - Starting Position - Race Position)

37

Rider	Points	QAT	ARG	AME	SPA	FRA	ITA	CAT	NED	GER	CZE	AUT	GBR	RSM	ARA	THA	JPN	AUS	MAL	VAL
1 BAGNAIA Francesco	57	3	15	4																
		3-1	15-9	4-1	-	-	-	-	-	-	-	-	-	-	-	-	-	-	-	-
2 PASINI Mattia	47	8	4	3																
		8-4	4-1	3-7	-	-	-	-	-	-	-	-	-	-	-	-	-	-	-	-
3 MARQUEZ Alex	47	1	8	1																
		1-3	8-5	1-2	-	-	-	-	-	-	-	-	-	-	-	-	-	-	-	-
4 OLIVEIRA Miguel	43	4	7	12																
		4-5	7-3	12-3	-	-	-	-	-	-	-	-	-	-	-	-	-	-	-	-
5 BALDASSARRI Lorenzo	39	2	2	17																
		2-2	2-4	17-10	-	-	-	-	-	-	-	-	-	-	-	-	-	-	-	-
6 VIERGE Xavi	28	11	1	7																
		11-8	1-2	7-NC	-	-	-	-	-	-	-	-	-	-	-	-	-	-	-	-
7 MIR Joan	27	24	17	5																
		24-11	17-7	5-4	-	-	-	-	-	-	-	-	-	-	-	-	-	-	-	-
8 BINDER Brad	20	13	16	16																
		13-6	16-NC	16-6	-	-	-	-	-	-	-	-	-	-	-	-	-	-	-	-
9 LECUONA Iker	16	15	21	13																
		15-NC	21-11	13-5	-	-	-	-	-	-	-	-	-	-	-	-	-	-	-	-
10 AEGERTER Dominique	16	21	11	11																
		21-15	11-8	11-9	-	-	-	-	-	-	-	-	-	-	-	-	-	-	-	-
11 SCHROTTER Marcel	15	9	20	8																
		9-7	20-10	8-NC	-	-	-	-	-	-	-	-	-	-	-	-	-	-	-	-
12 GARDNER Remy	14	12	9	18																
		12-12	9-6	18-17	-	-	-	-	-	-	-	-	-	-	-	-	-	-	-	-

NC=Not classified NL=Not finished first lap NP=Not started race re-start N2=Not finished first lap race re-start EX=Excluded NS=Not Started DS=Disqualified

These data/results cannot be reproduced, stored and/or transmitted in whole or in part by any manner of electronic, mechanical, photocopying, recording, broadcasting or otherwise now known or herein after developed without the previous express consent by the copyright owner, except for reproduction in daily press and regular printed publications on sale to the public within 60 days of the event related to those data/results and always provided that copyright symbol appears together as follows below.
© DORNA, 2018

Official MotoGP Timing by **TISSOT**
www.motogp.com



	Rider	Points	QAT	ARG	AME	SPA	FRA	ITA	CAT	NED	GER	CZE	AUT	GBR	RSM	ARA	THA	JPN	AUS	MAL	VAL	
13	NAVARRO Jorge	14	7	5	19																	
			7-10	5-NC	19-8	-	-	-	-	-	-	-	-	-	-	-	-	-	-	-	-	-
14	MARINI Luca	10	17	12	6																	
			17-9	12-16	6-13	-	-	-	-	-	-	-	-	-	-	-	-	-	-	-	-	-
15	VIÑALES Isaac	7	18	13	10																	
			18-16	13-14	10-11	-	-	-	-	-	-	-	-	-	-	-	-	-	-	-	-	-
16	CORSI Simone	6	14	22	14																	
			14-14	22-23	14-12	-	-	-	-	-	-	-	-	-	-	-	-	-	-	-	-	-
17	KENT Danny	4	6	3	22																	
			6-17	3-12	22-NC	-	-	-	-	-	-	-	-	-	-	-	-	-	-	-	-	-
18	BARBERA Hector	3	19	18	20																	
			19-13	18-20	20-18	-	-	-	-	-	-	-	-	-	-	-	-	-	-	-	-	-
19	LOWES Sam	3	10	6	2																	
			10-NC	6-13	2-24	-	-	-	-	-	-	-	-	-	-	-	-	-	-	-	-	-
20	LOCATELLI Andrea	3	23	26	21																	
			23-19	26-15	21-14	-	-	-	-	-	-	-	-	-	-	-	-	-	-	-	-	-
21	QUARTARARO Fabio	1	16	28	9																	
			16-20	28-22	9-15	-	-	-	-	-	-	-	-	-	-	-	-	-	-	-	-	-
22	FENATI Romano	0	5	19	15																	
			5-24	19-19	15-16	-	-	-	-	-	-	-	-	-	-	-	-	-	-	-	-	-
23	NAGASHIMA Tetsuta	0	26	23	26																	
			26-21	23-17	26-19	-	-	-	-	-	-	-	-	-	-	-	-	-	-	-	-	-
24	BENDSNEYDER Bo	0	20	25	23																	
			20-18	25-28	23-20	-	-	-	-	-	-	-	-	-	-	-	-	-	-	-	-	-
25	ODENDAAL Steven	0	22	14	29																	
			22-22	14-18	29-21	-	-	-	-	-	-	-	-	-	-	-	-	-	-	-	-	-
26	MANZI Stefano	0	28	32	28																	
			28-26	32-21	28-NC	-	-	-	-	-	-	-	-	-	-	-	-	-	-	-	-	-
27	GRANADO Eric	0	30	24	24																	
			30-30	24-29	24-22	-	-	-	-	-	-	-	-	-	-	-	-	-	-	-	-	-
28	PAWI Khairul Idham	0	25	27	25																	
			25-23	27-24	25-25	-	-	-	-	-	-	-	-	-	-	-	-	-	-	-	-	-

NC=Not classified NL=Not finished first lap NP=Not started race re-start N2=Not finished first lap race re-start EX=Excluded NS=Not Started DS=Disqualified

These data/results cannot be reproduced, stored and/or transmitted in whole or in part by any manner of electronic, mechanical, photocopying, recording, broadcasting or otherwise now known or herein after developed without the previous express consent by the copyright owner, except for reproduction in daily press and regular printed publications on sale to the public within 60 days of the event related to those data/results and always provided that copyright symbol appears together as follows below.
© DORNA, 2018

Official MotoGP Timing by **TISSOT**
www.motogp.com

Austin, Sunday, April 22, 2018



	Rider	Points	QAT	ARG	AME	SPA	FRA	ITA	CAT	NED	GER	CZE	AUT	GBR	RSM	ARA	THA	JPN	AUS	MAL	VAL	
29	ROBERTS Joe	0	27	10	27																	
			27-25	10-25	27-23	-	-	-	-	-	-	-	-	-	-	-	-	-	-	-	-	-
30	KHAIRUDDIN Zulfahmi	0	32	31	31																	
			32-28	31-26	31-27	-	-	-	-	-	-	-	-	-	-	-	-	-	-	-	-	-
31	DANILO Jules	0	29	29	30																	
			29-27	29-NC	33-26	-	-	-	-	-	-	-	-	-	-	-	-	-	-	-	-	-
32	FULIGNI Federico	0	31	30	32																	
			31-29	30-27	32-28	-	-	-	-	-	-	-	-	-	-	-	-	-	-	-	-	-

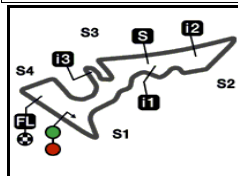
NC=Not classified NL=Not finished first lap NP=Not started race re-start N2=Not finished first lap race re-start EX=Excluded NS=Not Started DS=Disqualified

These data/results cannot be reproduced, stored and/or transmitted in whole or in part by any manner of electronic, mechanical, photocopying, recording, broadcasting or otherwise now known or herein after developed without the previous express consent by the copyright owner, except for reproduction in daily press and regular printed publications on sale to the public within 60 days of the event related to those data/results and always provided that copyright symbol appears together as follows below.
© DORNA, 2018

Official MotoGP Timing by **TISSOT**
www.motogp.com

Austin, Sunday, April 22, 2018





5513 m.

RED BULL GRAND PRIX OF THE AMERICAS

Official Starting Grid

Race : 18 laps = 99.234 km



1	3 2'10.993 54 Mattia PASINI Kalex	2 2'10.744 22 Sam LOWES KTM	1 2'10.588 73 Alex MARQUEZ Kalex
2	6 2'11.199 10 Luca MARINI Kalex	5 2'11.124 36 Joan MIR Kalex	4 2'11.009 42 Francesco BAGNAIA Kalex
3	9 2'11.282 20 Fabio QUARTARARO Speed Up	8 2'11.276 23 Marcel SCHROTTER Kalex	7 2'11.257 97 Xavi VIERGE Kalex
4	12 2'11.321 44 Miguel OLIVEIRA KTM	11 2'11.309 77 Dominique AEGERTER KTM	10 2'11.283 32 Isaac VIÑALES Kalex
5	15 2'11.548 13 Romano FENATI Kalex	14 2'11.513 24 Simone CORSI Kalex	13 2'11.421 27 Iker LECUONA KTM
6	18 2'11.593 87 Remy GARDNER Tech 3	17 2'11.588 7 Lorenzo BALDASSARRI Kalex	16 2'11.566 41 Brad BINDER KTM
7	21 2'11.699 5 Andrea LOCATELLI Kalex	20 2'11.649 40 Hector BARBERA Kalex	19 2'11.594 9 Jorge NAVARRO Kalex
8	24 2'12.278 51 Eric GRANADO Suter	23 2'12.189 64 Bo BENDSNEYDER Tech 3	22 2'11.905 52 Danny KENT Speed Up

The results are provisional until the end of the limit for protest and appeals and until the ratification of the Event Management Committee.

Time limit for protest expires 60' at the latest after publication of the results - Mr. Time:

These data/results cannot be reproduced, stored and/or transmitted in whole or in part by any manner of electronic, mechanical, photocopying, recording, broadcasting or otherwise now known or herein after developed without the previous express consent by the copyright owner, except for reproduction in daily press and regular printed publications on sale to the public within 60 days of the event related to those data/results and always provided that copyright symbol appears together as follows below.

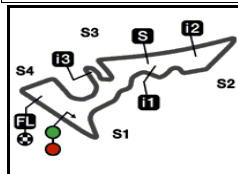
© DORNA, 2018

Official MotoGP Timing by TISSOT
www.motogp.com

Austin, Sunday, April 22, 2018

Page 1 of 2





RED BULL GRAND PRIX OF THE AMERICAS
Official Starting Grid

5513 m.

Race : 18 laps = 99.234 km

9
10
11

	27 2'12.518 16 Joe ROBERTS NTS	26 2'12.457 45 Tetsuta NAGASHIMA Kalex	25 2'12.348 89 Khairul Idham PAWI Kalex
	30 2'13.340 95 Jules DANILO Kalex	29 2'13.213 4 Steven ODENDAAL NTS	28 2'12.729 62 Stefano MANZI Suter
		32 2'15.296 21 Federico FULIGNI Kalex	31 2'13.944 63 Zulfahmi KHAIRUDDIN Kalex

The results are provisional until the end of the limit for protest and appeals and until the ratification of the Event Management Committee.

Time limit for protest expires 60' at the latest after publication of the results - Mr. Time:

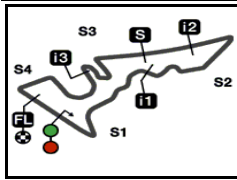
These data/results cannot be reproduced, stored and/or transmitted in whole or in part by any manner of electronic, mechanical, photocopying, recording, broadcasting or otherwise now known or herein after developed without the previous express consent by the copyright owner, except for reproduction in daily press and regular printed publications on sale to the public within 60 days of the event related to those data/results and always provided that copyright symbol appears together as follows below.

© DORNA, 2018

Official MotoGP Timing by TISSOT
 www.motogp.com

Austin, Sunday, April 22, 2018





5513 m.

RED BULL GRAND PRIX OF THE AMERICAS

Race

Top Speed & Average



Rider	Nation	Motorcycle	Top 5 speeds					Average	Top
13 Romano FENATI	ITA	KALEX	284.5	282.5	279.3	279.2	279.1	280.9	284.5
10 Luca MARINI	ITA	KALEX	283.4	281.6	280.8	280.5	279.5	281.2	283.4
41 Brad BINDER	RSA	KTM	283.0	282.7	282.1	280.7	280.0	281.7	283.0
5 Andrea LOCATELLI	ITA	KALEX	282.7	279.9	279.7	278.7	278.2	279.8	282.7
9 Jorge NAVARRO	SPA	KALEX	282.7	281.6	281.5	281.1	281.0	281.6	282.7
16 Joe ROBERTS	USA	NTS	282.5	275.5	275.0	271.6	269.4	274.8	282.5
44 Miguel OLIVEIRA	POR	KTM	281.9	281.6	280.3	280.0	277.3	280.2	281.9
64 Bo BENDSNEYDER	NED	TECH 3	281.8	279.2	271.0	270.3	270.0	274.5	281.8
24 Simone CORSI	ITA	KALEX	281.6	278.2	276.2	275.8	275.4	277.4	281.6
54 Mattia PASINI	ITA	KALEX	281.3	279.3	277.7	277.4	276.8	278.5	281.3
77 Dominique AEGERTER	SWI	KTM	281.3	280.6	280.5	280.0	279.8	280.4	281.3
7 Lorenzo BALDASSARRI	ITA	KALEX	281.1	280.8	279.7	278.8	277.0	279.5	281.1
36 Joan MIR	SPA	KALEX	281.0	280.6	280.1	278.9	278.9	279.9	281.0
87 Remy GARDNER	AUS	TECH 3	280.7	279.7	279.2	279.2	277.5	279.3	280.7
97 Xavi VIERGE	SPA	KALEX	280.7	277.7	277.5	276.9	275.3	277.6	280.7
23 Marcel SCHROTTER	GER	KALEX	280.5	278.5	276.2	275.8	275.1	277.2	280.5
20 Fabio QUARTARARO	FRA	SPEED UP	279.5	278.6	276.7	276.5	276.3	277.5	279.5
27 Iker LECUONA	SPA	KTM	279.1	278.9	277.9	277.3	277.1	278.1	279.1
32 Isaac VIÑALES	SPA	KALEX	278.8	276.4	275.6	275.5	275.0	276.1	278.8
42 Francesco BAGNAIA	ITA	KALEX	278.8	278.4	273.2	272.9	272.7	275.2	278.8
52 Danny KENT	GBR	SPEED UP	278.6	276.6	272.7			276.0	278.6
45 Tetsuta NAGASHIMA	JPN	KALEX	277.9	276.0	274.4	272.9	271.5	274.5	277.9
40 Hector BARBERA	SPA	KALEX	277.7	277.5	275.1	275.0	274.7	276.0	277.7
63 Zulfahmi KHAIRUDDIN	MAL	KALEX	277.4	273.6	270.3	268.7	268.3	271.7	277.4
62 Stefano MANZI	ITA	SUTER	277.3	276.9	276.7	275.4	275.0	276.3	277.3
73 Alex MARQUEZ	SPA	KALEX	277.2	276.4	275.7	275.2	274.5	275.8	277.2
4 Steven ODENDAAL	RSA	NTS	276.5	276.1	275.1	274.8	272.8	275.1	276.5
51 Eric GRANADO	BRA	SUTER	275.5	272.6	269.3	268.1	267.1	270.5	275.5
89 Khairul Idham PAWI	MAL	KALEX	275.5	275.3	273.6	271.2	271.0	273.3	275.5
21 Federico FULIGNI	ITA	KALEX	274.8	271.6	271.2	270.3	269.8	271.5	274.8
95 Jules DANILO	FRA	KALEX	271.6	270.7	270.6	270.4	270.4	270.7	271.6
22 Sam LOWES	GBR	KTM	270.8	270.5	269.2	268.5	267.3	269.3	270.8

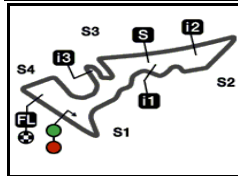
These data/results cannot be reproduced, stored and/or transmitted in whole or in part by any manner of electronic, mechanical, photocopying, recording, broadcasting or otherwise now known or herein after developed without the previous express consent by the copyright owner, except for reproduction in daily press and regular printed publications on sale to the public within 60 days of the event related to those data/results and always provided that copyright symbol appears together as follows below.

© DORNA, 2018

Official MotoGP Timing by TISSOT
www.motogp.com

Austin, Sunday, April 22, 2018





5513 m.

RED BULL GRAND PRIX OF THE AMERICAS

Race

Fastest Laps Sequence

Lap	Race Time	 Rider	Nation	Motorcycle	Time	Km/h	Riders's Lap
2	4'23.501	73 Alex MARQUEZ	SPA	KALEX	2'11.622	150.7	2
2	4'25.196	97 Xavi VIERGE	SPA	KALEX	2'11.582	150.8	2
3	6'34.925	73 Alex MARQUEZ	SPA	KALEX	2'11.424	151.0	3
3	6'35.522	42 Francesco BAGNAIA	ITA	KALEX	2'11.249	151.2	3
4	8'46.128	73 Alex MARQUEZ	SPA	KALEX	2'11.203	151.2	4
5	10'57.319	73 Alex MARQUEZ	SPA	KALEX	2'11.191	151.2	5
6	13'09.354	42 Francesco BAGNAIA	ITA	KALEX	2'11.020	151.4	6

These data/results cannot be reproduced, stored and/or transmitted in whole or in part by any manner of electronic, mechanical, photocopying, recording, broadcasting or otherwise now known or herein after developed without the previous express consent by the copyright owner, except for reproduction in daily press and regular printed publications on sale to the public within 60 days of the event related to those data/results and always provided that copyright symbol appears together as follows below.

© DORNA, 2018

Official MotoGP Timing by TISSOT
www.motogp.com

Austin, Sunday, April 22, 2018