

5513 m.

RED BULL GRAND PRIX OF THE AMERICAS**Race****Classification after 17 laps = 93.721 km****29**

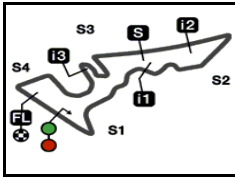
<i>Pos</i>		<i>Rider</i>	<i>Nation</i>	<i>Team</i>	<i>Motorcycle</i>	<i>Total Time</i>	<i>Km/h</i>	<i>Gap</i>
1	25	88 Jorge MARTIN	SPA	Del Conca Gresini Moto3	HONDA	39'12.869	143.3	
2	20	33 Enea BASTIANINI	ITA	Leopard Racing	HONDA	39'14.320	143.3	1.451
3	16	12 Marco BEZZECCHI	ITA	Redox PruestelGP	KTM	39'16.981	143.1	4.112
4	13	16 Andrea MIGNO	ITA	Angel Nieto Team Moto3	KTM	39'17.041	143.1	4.172
5	11	21 Fabio DI GIANNANTONIO	ITA	Del Conca Gresini Moto3	HONDA	39'17.055	143.1	4.186
6	10	65 Philipp OETTL	GER	Sudmetal Schedl GP Racing	KTM	39'17.243	143.1	4.374
7	9	84 Jakub KORNFEIL	CZE	Redox PruestelGP	KTM	39'18.321	143.0	5.452
8	8	44 Aron CANET	SPA	Estrella Galicia 0,0	HONDA	39'20.840	142.9	7.971
9	7	24 Tatsuki SUZUKI	JPN	SIC58 Squadra Corse	HONDA	39'21.156	142.8	8.287
10	6	11 Livio LOI	BEL	Reale Avintia Academy	KTM	39'21.580	142.8	8.711
11	5	71 Ayumu SASAKI	JPN	Petronas Sprinta Racing	HONDA	39'23.778	142.7	10.909
12	4	19 Gabriel RODRIGO	ARG	RBA BOE Skull Rider	KTM	39'26.614	142.5	13.745
13	3	40 Darryn BINDER	RSA	Red Bull KTM Ajo	KTM	39'27.401	142.5	14.532
14	2	17 John MCPHEE	GBR	CIP - Green Power	KTM	39'28.940	142.4	16.071
15	1	75 Albert ARENAS	SPA	Angel Nieto Team Moto3	KTM	39'29.050	142.4	16.181
16		10 Dennis FOGGIA	ITA	SKY Racing Team VR46	KTM	39'32.764	142.1	19.895
17		72 Alonso LOPEZ	SPA	Estrella Galicia 0,0	HONDA	39'36.385	141.9	23.516
18		48 Lorenzo DALLA PORTA	ITA	Leopard Racing	HONDA	39'36.626	141.9	23.757
19		76 Makar YURCHENKO	KAZ	CIP - Green Power	KTM	39'38.293	141.8	25.424
20		14 Tony ARBOLINO	ITA	Marinelli Snipers Team	HONDA	39'38.308	141.8	25.439
21		5 Jaume MASIA	SPA	Bester Capital Dubai	KTM	39'46.766	141.3	33.897
22		22 Kazuki MASAKI	JPN	RBA BOE Skull Rider	KTM	39'51.221	141.0	38.352
23		41 Nakarin ATIRATPHUVAP	THA	Honda Team Asia	HONDA	39'51.231	141.0	38.362
24		23 Niccolò ANTONELLI	ITA	SIC58 Squadra Corse	HONDA	40'11.947	139.8	59.078
Not classified								
		42 Marcos RAMIREZ	SPA	Bester Capital Dubai	KTM	31'38.607	125.4	5 laps
		8 Nicolo BULEGA	ITA	SKY Racing Team VR46	KTM	11'42.847	141.1	12 laps
		7 Adam NORRODIN	MAL	Petronas Sprinta Racing	HONDA	5'57.739	110.9	15 laps
		27 Kaito TOBA	JPN	Honda Team Asia	HONDA	3'42.407	89.2	16 laps

The results are provisional until the end of the limit for protest and appeals.

Time limit for protest expires 30' after publication of the results - Time:

These data/results cannot be reproduced, stored and/or transmitted in whole or in part by any manner of electronic, mechanical, photocopying, recording, broadcasting or otherwise now known or herein after developed without the previous express consent by the copyright owner, except for reproduction in daily press and regular printed publications on sale to the public within 60 days of the event related to those data/results and always provided that copyright symbol appears together as follows below.

© DORNA, 2018



5513 m.

RED BULL GRAND PRIX OF THE AMERICAS

Race

Classification after 17 laps = 93.721 km

29

Pos	Rider	Nation	Team	Motorcycle	Total Time	Km/h	Gap
-----	-------	--------	------	------------	------------	------	-----

Race condition: Dry
 Air: 17°
 Humidity: 66%
 Ground: 22°

Pole Position:		Jorge MARTIN	2'18.629	143.1 Km/h
Fastest Lap:	Lap 14	Enea BASTIANINI	2'17.496	144.3 Km/h
Circuit Record Lap:	2017	Aron CANET	2'15.583	146.3 Km/h
Circuit Best Lap:	2017	Aron CANET	2'14.644	147.4 Km/h

10:45'00

10:58'00

11:01'42

11:02'05 Marcos RAMIREZ

11:02'05 Kaito TOBA

11:02'05 Adam NORRODIN

11:02'05 Jaume MASIA

11:02'33 Marcos RAMIREZ

11:02'33 Jaume MASIA

11:03'22 Adam NORRODIN

11:03'22 Kaito TOBA

11:03'50 Niccolò ANTONELLI

11:04'05 Niccolò ANTONELLI

11:04'14 -

11:04'51 Marcos RAMIREZ

11:05'29 Kaito TOBA

11:07'31 Marcos RAMIREZ

11:07'41 Adam NORRODIN

11:15'21 Nicolo BULEGA

11:33'21 Marcos RAMIREZ

SIGHTING LAP START

WARM UP LAP START

RACE START

crashed out - Rider OK

crashed out - Rider OK

crashed out - Rider OK

crashed out - Rider OK

re-joined race

re-joined race

re-joined race

re-joined race

crashed out - Rider OK

re-joined race

No jump start

entered pits

entered pits and retired

re-joined race

entered pits and retired

crashed out - Rider OK

entered pits and retired

The results are provisional until the end of the limit for protest and appeals.

Time limit for protest expires 30' after publication of the results - Time:

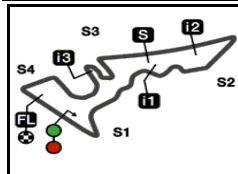
These data/results cannot be reproduced, stored and/or transmitted in whole or in part by any manner of electronic, mechanical, photocopying, recording, broadcasting or otherwise now known or herein after developed without the previous express consent by the copyright owner, except for reproduction in daily press and regular printed publications on sale to the public within 60 days of the event related to those data/results and always provided that copyright symbol appears together as follows below.

© DORNA, 2018

Official MotoGP Timing by TISSOT
 www.motogp.com

Austin, Sunday, April 22, 2018





5513 m.

RED BULL GRAND PRIX OF THE AMERICAS

World Championship Classification

30

Rider	Nation	Points	Leader	Previous	QAT	ARG	AME	SPA	FRA	ITA	CAT	NED	GER	CZE	AUT	GBR	RSM	ARA	THA	JPN	AUS	MAL	VAL	
1	MARTIN Jorge	SPA	55			25	5	25																
2	CANET Aron	SPA	48	7	7	20	20	8																
3	BEZZECCHI Marco	ITA	43	12	5	2	25	16																
4	DI GIANNANTONIO Fabi	ITA	37	18	6	10	16	11																
5	BASTIANINI Enea	ITA	33	22	4	-	13	20																
6	DALLA PORTA Lorenzo	ITA	25	30	8	16	9	0																
7	MIGNO Andrea	ITA	22	33	3	6	3	13																
8	RODRIGO Gabriel	ARG	22	33	0	11	7	4																
9	ANTONELLI Niccolò	ITA	21	34	1	13	8	0																
10	KORNFEIL Jakub	CZE	18	37	3	7	2	9																
11	NORRODIN Adam	MAL	16	39	2	5	11	-																
12	SASAKI Ayumu	JPN	13	42	3	8	0	5																
13	LOPEZ Alonso	SPA	10	45	3	-	10	0																
14	OETTL Philipp	GER	10	45	0	-	0	10																
15	TOBA Kaito	JPN	9	46	1	9	0	-																
16	SUZUKI Tatsuki	JPN	7	48	2	-	0	7																
17	LOI Livio	BEL	7	48	0	-	1	6																
18	ARBOLINO Tony	ITA	6	49	1	0	6	0																
19	RAMIREZ Marcos	SPA	5	50	1	1	4	-																
20	MASIA Jaume	SPA	4	51	1	4	-	0																
21	MASAKI Kazuki	JPN	3	52	1	3	0	0																
22	BINDER Darryn	RSA	3	52	0	-	0	3																
23	MCPHEE John	GBR	2	53	1	-	0	2																
24	ARENAS Albert	SPA	1	54	1	-	-	1																
25	FOGGIA Dennis	ITA	0	55	1	0	-	0																
26	ATIRATPHUVAPAT Nak	THA	0	55	0	0	0	0																
27	YURCHENKO Makar	KAZ	0	55	0	0	0	0																

These data/results cannot be reproduced, stored and/or transmitted in whole or in part by any manner of electronic, mechanical, photocopying, recording, broadcasting or otherwise now known or herein after developed without the previous express consent by the copyright owner, except for reproduction in daily press and regular printed publications on sale to the public within 60 days of the event related to those data/results and always provided that copyright symbol appears together as follows below.

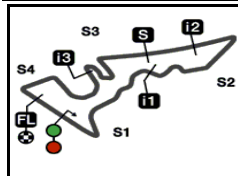
© DORNA, 2018

Official MotoGP Timing by TISSOT
www.motogp.com

Austin, Sunday, April 22, 2018

Page 1 of 2





5513 m.

RED BULL GRAND PRIX OF THE AMERICAS

World Championship Classification

30

Constructor	Points	Leader	Previous	QAT	ARG	AME	SPA	FRA	ITA	CAT	NED	GER	CZE	AUT	GBR	RSM	ARA	THA	JPN	AUS	MAL	VAL	
1 HONDA	70			25	20	25																	
2 KTM	52	18	18	11	25	16																	

Team	Points	Leader	Previous	QAT	ARG	AME	SPA	FRA	ITA	CAT	NED	GER	CZE	AUT	GBR	RSM	ARA	THA	JPN	AUS	MAL	VAL	
1 DEL CONCA GRESINI MOTO3	92			35	21	36																	
2 REDOX PRUESTELGP	61	31	31	9	27	25																	
3 ESTRELLA GALICIA 0,0	58	34	3	20	30	8																	
4 LEOPARD RACING	58	34	0	16	22	20																	
5 PETRONAS SPRINTA RACING	29	63	29	13	11	5																	
6 SIC58 SQUADRA CORSE	28	64	1	13	8	7																	
7 RBA BOE SKULL RIDER	25	67	3	14	7	4																	
8 ANGEL NIETO TEAM MOTO3	23	69	2	6	3	14																	
9 SUDMETAL SCHEDL GP RACI	10	82	13	-	-	10																	
10 HONDA TEAM ASIA	9	83	1	9	-	-																	
11 BESTER CAPITAL DUBAI	9	83	0	5	4	-																	
12 REALE AVINTIA ACADEMY	7	85	2	-	1	6																	
13 MARINELLI SNIPERS TEAM	6	86	1	-	6	-																	
14 RED BULL KTM AJO	3	89	3	-	-	3																	
15 CIP - GREEN POWER	2	90	1	-	-	2																	

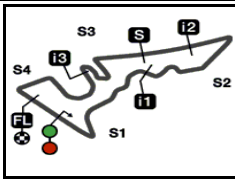
These data/results cannot be reproduced, stored and/or transmitted in whole or in part by any manner of electronic, mechanical, photocopying, recording, broadcasting or otherwise now known or herein after developed without the previous express consent by the copyright owner, except for reproduction in daily press and regular printed publications on sale to the public within 60 days of the event related to those data/results and always provided that copyright symbol appears together as follows below.
© DORNA, 2018

Official MotoGP Timing by TISSOT
www.motogp.com

Austin, Sunday, April 22, 2018

Page 2 of 2





5513 m.

RED BULL GRAND PRIX OF THE AMERICAS

Race

Lap Chart

31

Pos	1	2	3	4	5	6	7	8	9	10	11	12	13	14	15	16	17	18	19	20	21	22	23	24	25	26	27	28
Grid	88	44	17	24	21	33	10	71	12	5	65	19	41	42	40	16	48	76	23	14	84	72	8	75	7	11	22	27



1	88	21	44	10	24	12	71	33	17	40	65	14	48	76	41	11	84	72	75	22	16	8	19	5	23	42	7	27		
2	21	88	44	10	12	24	33	71	65	17	40	48	84	11	14	76	16	41	72	75	8	22	19	5	23	7	42			
3	10	21	12	88	44	24	33	65	71	84	11	48	14	16	40	76	17	75	72	41	8	22	19	5	23	42				
4	12	10	21	88	44	33	65	24	71	84	16	11	48	14	40	17	76	72	75	41	8	22	19	5	23	42				
5	12	21	88	44	10	33	65	24	71	84	16	11	48	14	40	76	17	72	75	8	22	41	19	5	23	42				
6	12	21	88	10	65	44	33	24	71	16	11	48	84	40	17	76	14	75	72	19	22	41	5	23	42					
7	21	88	12	10	65	33	44	24	16	71	11	84	40	17	48	14	76	72	19	75	22	41	5	23	42					
8	12	88	21	65	33	10	44	16	24	11	71	84	40	48	17	76	14	19	75	72	22	41	5	23	42					
9	21	88	12	33	65	44	10	24	16	11	84	71	48	40	14	17	76	19	75	72	22	41	5	23	42					
10	12	21	88	33	65	11	10	16	44	84	24	71	40	17	14	19	76	48	75	72	22	41	5	23	42					
L	11	12	88	21	33	65	11	16	84	10	24	71	44	19	40	75	17	48	14	76	72	41	22	5	23	42				
a	12	88	21	12	33	65	16	11	84	24	10	44	71	19	40	75	17	48	72	14	76	41	22	5	23	42				
P	13	88	21	33	12	65	16	84	11	24	44	71	10	19	40	75	17	48	72	14	76	22	41	5	23					
S	14	88	33	21	12	65	16	84	11	44	24	71	10	19	40	75	17	48	72	14	76	22	41	5	23					
	15	88	33	12	65	21	16	84	11	44	24	71	10	19	40	75	17	48	72	14	76	5	41	22	23					
	16	88	33	21	12	65	16	84	44	24	11	71	19	40	17	75	10	48	72	76	14	5	22	41	23					
	17	88	33	12	16	21	65	84	44	24	11	71	19	40	17	75	10	72	48	76	14	5	22	41	23					

Winner Lapped rider

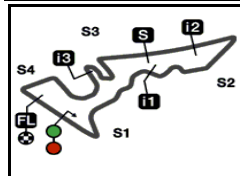
These data/results cannot be reproduced, stored and/or transmitted in whole or in part by any manner of electronic, mechanical, photocopying, recording, broadcasting or otherwise now known or herein after developed without the previous express consent by the copyright owner, except for reproduction in daily press and regular printed publications on sale to the public within 60 days of the event related to those data/results and always provided that copyright symbol appears together as follows below.

© DORNA, 2018

Official MotoGP Timing by TISSOT
www.motogp.com

Austin, Sunday, April 22, 2018





5513 m.

RED BULL GRAND PRIX OF THE AMERICAS

Race

Fastest Lap of Each Rider

32

	Rider	Nation	Team	Motorcycle	Time	Lap Total	Gap
1	33 Enea BASTIANINI	ITA	Leopard Racing	HONDA	2'17.496	14 17	
2	88 Jorge MARTIN	SPA	Del Conca Gresini Moto3	HONDA	2'17.512	14 17	0.016 0.016
3	12 Marco BEZZECCHI	ITA	Redox PruestelGP	KTM	2'17.594	14 17	0.098 0.082
4	84 Jakub KORNFEIL	CZE	Redox PruestelGP	KTM	2'17.769	14 17	0.273 0.175
5	16 Andrea MIGNO	ITA	Angel Nieto Team Moto3	KTM	2'17.779	4 17	0.283 0.010
6	65 Philipp OETTL	GER	Sudmetal Schedl GP Racing	KTM	2'17.812	15 17	0.316 0.033
7	21 Fabio DI GIANNANTONIO	ITA	Del Conca Gresini Moto3	HONDA	2'17.876	16 17	0.380 0.064
8	40 Darryn BINDER	RSA	Red Bull KTM Ajo	KTM	2'18.040	15 17	0.544 0.164
9	19 Gabriel RODRIGO	ARG	RBA BOE Skull Rider	KTM	2'18.076	5 17	0.580 0.036
10	10 Dennis FOGGIA	ITA	SKY Racing Team VR46	KTM	2'18.092	6 17	0.596 0.016
11	44 Aron CANET	SPA	Estrella Galicia 0,0	HONDA	2'18.117	14 17	0.621 0.025
12	24 Tatsuki SUZUKI	JPN	SIC58 Squadra Corse	HONDA	2'18.128	6 17	0.632 0.011
13	48 Lorenzo DALLA PORTA	ITA	Leopard Racing	HONDA	2'18.143	5 17	0.647 0.015
14	11 Livio LOI	BEL	Reale Avintia Academy	KTM	2'18.240	7 17	0.744 0.097
15	23 Niccolò ANTONELLI	ITA	SIC58 Squadra Corse	HONDA	2'18.254	17 17	0.758 0.014
16	17 John MCPHEE	GBR	CIP - Green Power	KTM	2'18.271	15 17	0.775 0.017
17	75 Albert ARENAS	SPA	Angel Nieto Team Moto3	KTM	2'18.311	15 17	0.815 0.040
18	71 Ayumu SASAKI	JPN	Petronas Sprinta Racing	HONDA	2'18.383	7 17	0.887 0.072
19	14 Tony ARBOLINO	ITA	Marinelli Snipers Team	HONDA	2'18.488	5 17	0.992 0.105
20	72 Alonso LOPEZ	SPA	Estrella Galicia 0,0	HONDA	2'18.691	9 17	1.195 0.203
21	5 Jaume MASIA	SPA	Bester Capital Dubai	KTM	2'18.810	12 17	1.314 0.119
22	76 Makar YURCHENKO	KAZ	CIP - Green Power	KTM	2'18.889	4 17	1.393 0.079
23	22 Kazuki MASAKI	JPN	RBA BOE Skull Rider	KTM	2'19.023	7 17	1.527 0.134
24	42 Marcos RAMIREZ	SPA	Bester Capital Dubai	KTM	2'19.137	11 12	1.641 0.114
25	41 Nakarin ATIRATPHUVAPAT	THA	Honda Team Asia	HONDA	2'19.303	7 17	1.807 0.166
26	8 Nicolo BULEGA	ITA	SKY Racing Team VR46	KTM	2'19.532	3 5	2.036 0.229

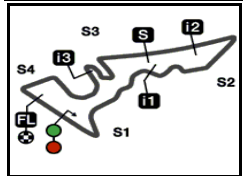
These data/results cannot be reproduced, stored and/or transmitted in whole or in part by any manner of electronic, mechanical, photocopying, recording, broadcasting or otherwise now known or herein after developed without the previous express consent by the copyright owner, except for reproduction in daily press and regular printed publications on sale to the public within 60 days of the event related to those data/results and always provided that copyright symbol appears together as follows below.

© DORNA, 2018

Official MotoGP Timing by TISSOT
www.motogp.com

Austin, Sunday, April 22, 2018



5513 m.

RED BULL GRAND PRIX OF THE AMERICAS

After the Race

Event Best Maximum Speed

33



Rider	Nation Team	Motorcycle	Km/h	
14 Tony ARBOLINO	ITA Marinelli Snipers Team	HONDA	238.7	Free Practice Nr. 2
11 Livio LOI	BEL Reale Avintia Academy	KTM	238.3	Warm Up
48 Lorenzo DALLA PORTA	ITA Leopard Racing	HONDA	237.7	Free Practice Nr. 2
12 Marco BEZZECCHI	ITA Redox PruestelGP	KTM	237.7	Warm Up
65 Philipp OETTL	GER Sudmetal Schedl GP Racing	KTM	237.5	Race
71 Ayumu SASAKI	JPN Petronas Sprinta Racing	HONDA	236.9	Warm Up
17 John MCPHEE	GBR CIP - Green Power	KTM	236.8	Warm Up
33 Enea BASTIANINI	ITA Leopard Racing	HONDA	236.5	Free Practice Nr. 1
22 Kazuki MASAKI	JPN RBA BOE Skull Rider	KTM	236.5	Free Practice Nr. 1
24 Tatsuki SUZUKI	JPN SIC58 Squadra Corse	HONDA	236.5	Warm Up
5 Jaume MASIA	SPA Bester Capital Dubai	KTM	236.5	Free Practice Nr. 2
88 Jorge MARTIN	SPA Del Conca Gresini Moto3	HONDA	236.2	Free Practice Nr. 1
7 Adam NORRODIN	MAL Petronas Sprinta Racing	HONDA	236.1	Free Practice Nr. 1
27 Kaito TOBA	JPN Honda Team Asia	HONDA	236.1	Free Practice Nr. 3
16 Andrea MIGNO	ITA Angel Nieto Team Moto3	KTM	236.0	Race
76 Makar YURCHENKO	KAZ CIP - Green Power	KTM	235.7	Free Practice Nr. 2
42 Marcos RAMIREZ	SPA Bester Capital Dubai	KTM	235.7	Warm Up
84 Jakub KORNFEIL	CZE Redox PruestelGP	KTM	235.6	Warm Up
75 Albert ARENAS	SPA Angel Nieto Team Moto3	KTM	235.5	Warm Up
40 Darryn BINDER	RSA Red Bull KTM Ajo	KTM	235.2	Warm Up
19 Gabriel RODRIGO	ARG RBA BOE Skull Rider	KTM	235.1	Free Practice Nr. 3
8 Nicolo BULEGA	ITA SKY Racing Team VR46	KTM	235.1	Race
41 Nakarin ATIRATPHUVAPAT	THA Honda Team Asia	HONDA	234.7	Free Practice Nr. 2
10 Dennis FOGGIA	ITA SKY Racing Team VR46	KTM	234.3	Free Practice Nr. 1
23 Niccolò ANTONELLI	ITA SIC58 Squadra Corse	HONDA	234.2	Free Practice Nr. 1
44 Aron CANET	SPA Estrella Galicia 0,0	HONDA	234.2	Warm Up
72 Alonso LOPEZ	SPA Estrella Galicia 0,0	HONDA	234.1	Free Practice Nr. 1
21 Fabio DI GIANNANTONIO	ITA Del Conca Gresini Moto3	HONDA	233.3	Warm Up

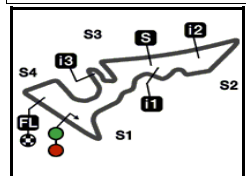
These data/results cannot be reproduced, stored and/or transmitted in whole or in part by any manner of electronic, mechanical, photocopying, recording, broadcasting or otherwise now known or herein after developed without the previous express consent by the copyright owner, except for reproduction in daily press and regular printed publications on sale to the public within 60 days of the event related to those data/results and always provided that copyright symbol appears together as follows below.

© DORNA, 2018

Official MotoGP Timing by TISSOT
www.motogp.com

Austin, Sunday, April 22, 2018





5513 m.

RED BULL GRAND PRIX OF THE AMERICAS

Race

Chronological Analysis of Performances

34

* Lap / Sector time cancelled

T1 Time from finish line to 1st intermediate

T3 Time from 2nd intermed. to 3rd intermed.

P Crossing the finish line in pit lane

T2 Time from 1st intermed. to 2nd intermed.

T4 Time from 3rd intermediate to finish line

Lap	Lap Time	T1	T2	T3	T4	Speed	Lap	Lap Time	T1	T2	T3	T4	Speed	
1st	88	Jorge MARTIN Del Conca Gresini Mo SPA						5	2'18.411	38.661	33.768	35.237	30.745	223.3
		Runs=1	Total laps=17	Full laps=16			6	2'18.435	38.567	33.942	35.163	30.763	223.3	
1	2'18.028	38.234	33.784	35.276	30.734	221.3	7	2'18.921	39.000	33.644	35.580	30.697	223.4	
2	2'19.040	39.199	33.899	35.275	30.667	224.6	8	2'17.986	38.625	33.719	34.794	30.848	227.3	
3	2'19.429	39.034	33.834	35.762	30.799	220.8	9	2'19.580 *	38.768	34.302*	35.847	30.663	220.5	
4	2'19.373	38.849	34.114	35.585	30.825	230.1	10	2'17.763	38.707	33.655	34.711	30.690	227.0	
5	2'18.485	38.879	33.887	35.190	30.529	230.1	11	2'18.714	38.879	33.978	35.051	30.806	223.8	
6	2'18.224	38.628	33.605	35.247	30.744	222.8	12	2'19.413 *	39.037	34.151*	35.480	30.745	224.6	
7	2'18.298	38.866	33.642	35.137	30.653	227.6	13	2'18.590	38.677	33.968	35.138	30.807	228.3	
8	2'18.441	38.760	33.749	35.163	30.769	221.9	14	2'17.594	38.459	33.569	34.871	30.695	229.5	
9	2'19.138	38.747	34.056	35.528	30.807	220.8	15	2'17.911	38.418	33.767	34.932	30.794	228.8	
10	2'18.525	38.758	33.767	35.327	30.673	223.0	16	2'18.706 *	38.874	33.804	35.013	31.015*	227.0	
11	2'18.414	38.744	33.918	35.045	30.707	227.9	17	2'19.556	39.411	33.703	35.132	31.310	230.7	
12	2'18.558	38.981	34.135	34.949	30.493	228.0								
13	2'17.717	38.660	33.604	34.950	30.503	221.5	4th	16	Andrea MIGNO Angel Nieto Team Mot ITA					
14	2'17.512	38.620	33.534	34.946	30.412	220.8			Runs=1	Total laps=17	Full laps=16			
15	2'17.705	38.521	33.559	34.983	30.642	221.4	1	2'23.192	41.972	34.279	36.129	30.812	235.2	
16	2'17.928	38.792	33.594	35.036	30.506	220.4	2	2'18.557	39.004	33.820	35.035	30.698	231.9	
17	2'18.054	38.595	33.543	35.248	30.668	220.0	3	2'18.308	38.975	33.615	34.968	30.750	234.6	
							4	2'17.779	38.683	33.636	34.841	30.619	232.9	
2nd	33	Enea BASTIANINI Leopard Racing ITA						5	2'18.521	38.847	34.048	34.774	30.852	233.7
		Runs=1	Total laps=17	Full laps=16			6	2'18.177	38.790	33.739	34.994	30.654	235.6	
1	2'20.211	39.227	34.338	35.945	30.701	224.5	7	2'17.923	38.699	33.556	35.017	30.651	233.4	
2	2'18.143	38.717	33.844	35.031	30.551	228.6	8	2'18.164	38.677	33.835	34.914	30.738	234.1	
3	2'18.655	38.847	33.926	35.195	30.687	230.3	9	2'19.430	38.704	33.697	35.693	31.336	233.1	
4	2'19.194	38.764	33.909	35.727	30.794	231.4	10	2'18.946	39.022	33.880	35.219	30.825	236.0	
5	2'18.947	39.108	33.802	35.350	30.687	231.6	11	2'18.319	38.796	33.777	34.977	30.769	231.6	
6	2'18.482	38.984	33.844	35.038	30.616	230.8	12	2'18.304	39.020	33.793	34.740	30.751	231.8	
7	2'18.272	38.774	33.753	35.071	30.674	231.2	13	2'18.260	38.943	33.689	34.882	30.746	230.3	
8	2'18.250	38.661	33.751	35.120	30.718	230.0	14	2'17.868	38.632	33.574	35.025	30.637	231.0	
9	2'18.773	38.715	33.769	35.694	30.595	229.4	15	2'17.954	38.681	33.414	35.086	30.773	233.1	
10	2'18.266	38.679	33.676	35.251	30.660	229.4	16	2'18.571	38.909	33.721	35.025	30.916	232.4	
11	2'18.624	38.757	33.900	35.265	30.702	231.4	17	2'18.768	39.094	33.586	35.134	30.954	231.0	
12	2'19.060	38.885	34.183	35.392	30.600	230.5								
13	2'17.644	38.436	33.858	34.908	30.442	227.5	5th	21	Fabio DI GIANNANT Del Conca Gresini Mo ITA					
14	2'17.496	38.602	33.601	34.848	30.445	223.8			Runs=1	Total laps=17	Full laps=16			
15	2'17.787	38.619	33.602	34.998	30.568	224.2	1	2'18.194	38.458	33.922	35.162	30.652	223.9	
16	2'18.151	38.856	33.698	35.065	30.532	222.2	2	2'18.680	38.760	33.920	35.292	30.708	219.2	
17	2'18.365	38.845	33.779	35.025	30.716	222.4	3	2'19.220	39.058	33.913	35.602	30.647	219.9	
							4	2'19.656	39.064	34.036	35.688	30.868	225.8	
3rd	12	Marco BEZZECCHI Redox PruestelGP ITA						5	2'18.187	38.514	33.777	35.132	30.764	225.0
		Runs=1	Total laps=17	Full laps=13			6	2'18.406	38.557	34.020	35.125	30.704	223.8	
1	2'19.744	39.392	34.261	35.459	30.632	227.3	7	2'18.369	38.603	33.771	35.268	30.727	220.4	
2	2'18.032	38.515	33.877	35.163	30.477	232.6	8	2'18.728	38.693	33.885	35.445	30.705	220.0	
3	2'18.561	38.950	33.891	35.220	30.500	233.9	9	2'18.818	38.769	34.091	35.127	30.831	226.3	
4	2'19.064	38.896	34.057	35.462	30.649	225.7	10	2'18.558	38.738	33.904	35.189	30.727	219.1	

Fastest Lap: Jorge MARTIN Del Conca Gresini Mo SPA **2'17.512** 38.620 33.534 34.946 30.412

These data/results cannot be reproduced, stored and/or transmitted in whole or in part by any manner of electronic, mechanical, photocopying, recording, broadcasting or otherwise now known or herein after developed without the previous express consent by the copyright owner, except for reproduction in daily press and regular printed publications on sale to the public within 60 days of the event related to those data/results and always provided that copyright symbol appears together as follows below.
© DORNA, 2018

Race

Moto3

Lap	Lap Time	T1	T2	T3	T4	Speed	Lap	Lap Time	T1	T2	T3	T4	Speed
11	2'18.851	38.721	34.161	35.245	30.724	226.4	7	2'18.549	38.725	33.758	35.452	30.614	225.3
12	2'18.637	38.909	34.030	35.094	30.604	231.4	8	2'18.356	38.607	33.878	35.126	30.745	227.9
13	2'17.970	38.603	33.813	34.935	30.619	222.5	9	2'19.169	38.991	33.776	35.580	30.822	228.3
14	2'18.064	38.718	33.933	34.928	30.485	226.6	10	2'19.579	39.268	33.881	35.424	31.006	228.3
15	2'19.143	38.519	34.635	35.212	30.777	227.4	11	2'19.435 *	38.838	34.046	35.770*	30.781	226.7
16	2'17.876	38.534	33.629	34.888	30.825	225.7	12	2'19.586	39.053	33.993	35.373	31.167	227.8
17	2'19.698	38.997	33.854	35.612	31.235	220.7	13	2'18.524	38.905	33.812	35.139	30.668	225.6

6th 65 Philipp OETTL Sudmetal Schedl GP GER
Runs=1 Total laps=17 Full laps=16

1	2'20.657	40.021	34.182	35.499	30.955	231.8
2	2'18.510	38.700	33.850	35.217	30.743	232.1
3	2'18.370	38.816	33.734	35.072	30.748	231.6
4	2'18.853	38.680	33.789	35.546	30.838	237.5
5	2'18.955	38.856	33.889	35.494	30.716	233.0
6	2'17.941	38.692	33.573	35.071	30.605	233.1
7	2'18.457	38.759	33.682	35.219	30.797	232.7
8	2'18.041	38.676	33.647	35.068	30.650	236.9
9	2'19.323	38.782	33.785	35.819	30.937	225.6
10	2'18.362	38.774	33.649	35.279	30.660	235.7
11	2'18.574	38.698	33.963	35.247	30.666	233.4
12	2'19.047	38.850	33.831	35.424	30.942	226.1
13	2'18.387	38.685	33.745	35.149	30.808	231.8
14	2'18.076	38.681	33.719	35.082	30.594	228.1
15	2'17.812	38.558	33.475	34.997	30.782	231.1
16	2'18.532	39.013	33.744	34.994	30.781	230.0
17	2'19.346	39.030	33.749	35.651	30.916	234.3

7th 84 Jakub KORNFEL Redox PruestelGP CZE
Runs=1 Total laps=17 Full laps=16

1	2'22.155	40.840	34.564	35.983	30.768	227.3
2	2'18.340	38.889	33.697	35.137	30.617	233.1
3	2'18.113	38.477	33.936	35.222	30.478	229.6
4	2'18.242	38.464	33.885	35.198	30.695	232.1
5	2'19.410	38.716	34.048	35.195	31.451	232.1
6	2'18.965	39.265	33.861	35.111	30.728	232.5
7	2'18.334	38.725	33.735	35.074	30.800	230.4
8	2'18.278	38.585	33.828	35.160	30.705	232.8
9	2'18.452	38.659	33.719	35.080	30.994	230.0
10	2'19.008	38.877	33.978	35.230	30.923	232.0
11	2'18.209	38.583	33.934	34.927	30.765	229.7
12	2'18.606	38.921	33.893	35.069	30.723	229.2
13	2'18.163	38.737	33.793	35.015	30.618	231.2
14	2'17.769	38.550	33.518	35.056	30.645	226.6
15	2'17.822	38.493	33.491	35.056	30.782	230.8
16	2'18.544	38.886	33.734	35.166	30.758	230.1
17	2'19.911	39.068	33.901	35.398	31.544	225.7

8th 44 Aron CANET Estrella Galicia 0,0 SPA
Runs=1 Total laps=17 Full laps=15

1	2'18.488	38.656	33.905	35.335	30.592	226.0
2	2'18.909	38.983	33.856	35.429	30.641	225.7
3	2'19.279	39.190	33.869	35.574	30.646	226.5
4	2'19.388	38.790	34.132	35.674	30.792	229.0
5	2'18.568	38.844	33.826	35.276	30.622	232.4
6	2'18.907	39.007	33.910	35.288	30.702	229.6

14	2'18.117	38.763	33.853	34.954	30.547	228.8
15	2'18.507	38.812	33.773	35.147	30.775	222.4
16	2'18.547	38.923	34.000	34.882	30.742	227.3
17	2'18.932	39.052	33.932	35.280	30.668	218.9

9th 24 Tatsuki SUZUKI SIC58 Squadra Corse JPN
Runs=1 Total laps=17 Full laps=13

1	2'19.103	39.063	34.146	35.245	30.649	228.3
2	2'19.015	38.843	34.104	35.391	30.677	229.2
3	2'18.747	38.915	33.870	35.246	30.716	230.6
4	2'19.688	39.086	33.934	35.793	30.875	235.4
5	2'19.229	38.935	34.070	35.382	30.842	231.1
6	2'18.128	38.794	33.813	34.918	30.603	230.7
7	2'18.418 *	38.670	33.799	35.256	30.693*	232.0
8	2'18.480 *	38.935	33.969	34.863	30.713*	231.8
9	2'19.117	38.784	33.797	35.502	31.034	234.6
10	2'19.587	39.387	33.984	35.221	30.995	232.2
11	2'18.813	39.054	33.800	35.049	30.910	235.6
12	2'19.589 *	39.252	33.874	35.440	31.023*	232.9
13	2'18.577	38.949	33.878	35.081	30.669	224.9
14	2'18.647	38.799	33.947	35.318	30.583	225.2
15	2'18.422	38.724	33.767	35.196	30.735	223.9
16	2'19.031	38.890	34.006	35.244	30.891	228.1
17	2'18.565	38.796	33.846	35.173	30.750	228.2

10th 11 Livio LOI Reale Avintia Academ BEL
Runs=1 Total laps=17 Full laps=15

1	2'21.914	41.162	34.229	35.638	30.885	230.1
2	2'18.845	38.689	33.977	35.514	30.665	229.4
3	2'18.488	38.416	33.795	35.463	30.814	226.9
4	2'18.702	38.658	34.052	35.121	30.871	226.8
5	2'18.547	38.815	33.919	35.091	30.722	228.3
6	2'18.293	38.748	33.714	35.092	30.739	235.9
7	2'18.240	38.637	33.861	35.051	30.691	233.2
8	2'18.368	38.679	33.865	35.075	30.749	229.7
9	2'18.752	38.667	33.808	35.183	31.094	228.0
10	2'18.393	38.612	33.804	35.065	30.912	231.7
11	2'18.677	38.652	33.988	35.154	30.883	225.0
12	2'18.728	38.969	33.848	35.154	30.757	225.7
13	2'18.959 *	38.704	33.778	35.658	30.819*	230.0
14	2'18.638	38.678	33.832	35.268	30.860	223.7
15	2'19.167	38.863	33.914	35.228	31.162	225.4
16	2'19.962	39.111	34.348	35.403	31.100	223.0
17	2'18.907	38.889	33.871	35.235	30.912	231.2

11th 71 Ayumu SASAKI Petronas Sprinta Raci JPN
Runs=1 Total laps=17 Full laps=16

1	2'20.018	39.315	34.283	35.617	30.803	227.8
2	2'18.718	38.757	33.926	35.369	30.666	225.5

Fastest Lap: Jorge MARTIN Del Conca Gresini Mo SPA 2'17.512 38.620 33.534 34.946 30.412

These data/results cannot be reproduced, stored and/or transmitted in whole or in part by any manner of electronic, mechanical, photocopying, recording, broadcasting or otherwise now known or herein after developed without the previous express consent by the copyright owner, except for reproduction in daily press and regular printed publications on sale to the public within 60 days of the event related to those data/results and always provided that copyright symbol appears together as follows below.
© DORNA, 2018

Race

Moto3

Lap	Lap Time	T1	T2	T3	T4	Speed	Lap	Lap Time	T1	T2	T3	T4	Speed							
3	2'19.187	38.652	33.883	35.684	30.968	231.9	14th 17 John MCPHEE	CIP - Green Power	GBR	Runs=1	Total laps=17	Full laps=16	1	2'20.450	39.165	34.372	35.869	31.044	225.2	
4	2'18.818	38.915	33.858	35.241	30.804	226.4							2	2'19.138	39.082	34.039	35.209	30.808	227.5	
5	2'19.187	39.076	33.847	35.420	30.844	230.9							3	2'21.081	41.193	33.818	35.245	30.825	232.4	
6	2'18.512	38.843	33.748	35.141	30.780	232.3							4	2'18.592	38.842	33.796	35.205	30.749	228.5	
7	2'18.383	38.913	33.654	35.125	30.691	230.2							5	2'19.013	39.137	34.026	35.132	30.718	232.6	
8	2'18.774	38.999	33.911	35.184	30.680	233.0							6	2'18.975	38.708	34.046	35.415	30.806	232.9	
9	2'18.859	38.818	33.871	35.231	30.939	229.2							7	2'19.297	39.463	33.847	35.166	30.821	225.8	
10	2'19.134	39.035	33.949	35.297	30.853	230.7							8	2'19.740	39.024	34.215	35.556	30.945	226.5	
11	2'18.859	38.856	33.815	35.341	30.847	230.9							9	2'20.618	39.657	34.157	35.688	31.116	229.8	
12	2'19.870	39.215	34.183	35.362	31.110	231.4							10	2'19.238	38.861	34.007	35.164	31.206	225.0	
13	2'18.841	39.190	33.652	35.260	30.739	231.2							11	2'19.722	39.150	34.491	35.330	30.751	228.0	
14	2'18.386	38.813	33.725	35.181	30.667	227.7							12	2'18.978	39.049	33.966	35.184	30.779	229.7	
15	2'18.599	38.780	33.673	35.273	30.873	228.6							13	2'18.820	38.847	33.897	35.346	30.730	228.3	
16	2'19.353	38.999	33.931	35.403	31.020	224.8							14	2'18.609	38.840	33.834	35.206	30.729	230.0	
17	2'20.280	39.332	33.949	35.776	31.223	222.2							15	2'18.271	38.736	33.873	34.953	30.709	228.6	
12th 19 Gabriel RODRIGO	RBA BOE Skull Rider ARG												Runs=1	Total laps=17	Full laps=16					
1	2'30.697	50.715	34.066	35.383	30.533	221.8							15th 75 Albert ARENAS	Angel Nieto Team Mot SPA	Runs=1	Total laps=17	Full laps=16	1	2'22.925	42.270
2	2'19.025	39.098	34.339	35.045	30.543	222.4	2	2'19.884	39.153	34.354	35.555	30.822						225.2		
3	2'18.383	38.883	33.831	35.152	30.517	223.6	3	2'19.395	38.855	34.274	35.217	31.049						226.7		
4	2'18.145	38.766	33.795	34.994	30.590	224.7	4	2'19.339	39.020	34.191	35.354	30.774						225.4		
5	2'18.076	38.674	33.893	34.991	30.518	225.9	5	2'19.585	39.150	33.863	35.555	31.017						223.9		
6	2'18.240	38.707	33.687	35.073	30.773	233.9	6	2'19.500	39.415	33.842	35.236	31.007						227.1		
7	2'18.140	38.791	33.594	34.980	30.775	227.1	7	2'20.168	39.248	34.167	35.595	31.158						223.0		
8	2'18.745	38.655	34.138	35.192	30.760	224.3	8	2'18.717	38.875	33.876	35.317	30.649						222.2		
9	2'18.659	38.794	34.013	34.981	30.871	224.5	9	2'18.652	38.915	34.024	34.946	30.767						228.3		
10	2'18.345	38.608	33.764	35.028	30.945	228.4	10	2'18.699	38.872	33.625	35.052	31.150						230.9		
11	2'18.559	38.860	34.214	34.846	30.639	227.5	11	2'18.738	39.017	34.179	34.910	30.632						233.6		
12	2'18.743	38.856	33.979	35.147	30.761	224.7	12	2'18.852	39.174	33.859	35.154	30.665						229.1		
13	2'18.688	38.983	33.798	35.272	30.635	222.4	13	2'18.824	38.923	33.909	35.423	30.569						223.8		
14	2'18.591	38.969	33.924	35.092	30.606	223.4	14	2'18.697	38.978	33.858	35.157	30.704						228.2		
15	2'18.202	38.767	33.768	35.041	30.626	226.2	15	2'18.311	38.645	33.899	35.006	30.761						226.8		
16	2'18.821	39.183	33.921	35.045	30.672	223.4	16	2'19.098	38.846	34.380	35.149	30.723						226.1		
17	2'18.555	38.900	33.673	35.207	30.775	222.4	17	2'19.666	39.286	34.066	35.538	30.776						220.3		
13th 40 Darryn BINDER	Red Bull KTM Ajo RSA						Runs=1	Total laps=17	Full laps=16											
1	2'20.579	40.327	34.206	35.290	30.756	230.5	16th 10 Dennis FOGGIA	SKY Racing Team VR ITA	Runs=1	Total laps=17	Full laps=15	1	2'18.902	38.909	33.932	35.436	30.625	230.7		
2	2'19.099	39.162	34.026	35.170	30.741	229.6						2	2'18.726	38.891	33.956	35.324	30.555	228.8		
3	2'20.641	40.841	33.761	35.273	30.766	229.1						3	2'18.358	38.847	33.746	35.066	30.699	228.4		
4	2'18.430	38.780	33.635	35.127	30.888	231.4						4	2'19.690	39.116	33.992	35.464	31.118	224.1		
5	2'18.562	38.854	33.822	35.072	30.814	232.3						5	2'19.171	38.936	33.790	35.210	31.235	227.3		
6	2'19.608	39.350	34.157	35.289	30.812	225.0						6	2'18.092	38.697	33.756	34.898	30.741	227.1		
7	2'18.920	39.057	33.852	35.196	30.815	224.1						7	2'18.578	38.723	33.686	35.378	30.791	231.0		
8	2'20.101	39.205	34.260	35.435	31.201	222.0						8	2'18.762	38.709	33.664	35.434	30.955	229.6		
9	2'20.161	39.234	34.587	35.371	30.969	225.5						9	2'19.528	38.805	33.853	35.691	31.179	228.3		
10	2'19.784	39.103	34.128	35.428	31.125	224.6						10	2'18.975	38.873	33.752	35.477	30.873	226.7		
11	2'19.630	39.236	34.233	35.382	30.779	219.4						11	2'19.362	38.935	34.178	35.399	30.850	228.7		
12	2'18.787	39.149	33.830	35.139	30.669	224.5						12	2'19.949	39.334	33.818	35.519	31.278	227.1		
13	2'18.799	38.975	33.909	35.145	30.770	224.1						13	2'19.766	39.481	33.987	35.283	31.015	227.7		
14	2'18.556	38.972	33.894	35.035	30.655	224.3						14	2'20.719	39.569	34.260	35.565	31.325	221.7		
15	2'18.040	38.669	33.697	34.971	30.703	226.3														
16	2'18.941	39.165	33.786	35.028	30.962	224.7														
17	2'18.763	39.008	33.733	35.241	30.781	222.2														

Fastest Lap: Jorge MARTIN Del Conca Gresini Mo SPA 2'17.512 38.620 33.534 34.946 30.412

These data/results cannot be reproduced, stored and/or transmitted in whole or in part by any manner of electronic, mechanical, photocopying, recording, broadcasting or otherwise now known or herein after developed without the previous express consent by the copyright owner, except for reproduction in daily press and regular printed publications on sale to the public within 60 days of the event related to those data/results and always provided that copyright symbol appears together as follows below.
© DORNA, 2018

Race

Moto3

Lap	Lap Time	T1	T2	T3	T4	Speed	Lap	Lap Time	T1	T2	T3	T4	Speed
15	2'20.496	39.507	34.181	35.611	31.197	221.6	11	2'20.349	39.247	34.448	35.438	31.216	227.7
16	2'21.624	39.811	34.927	35.596	31.290	227.2	12	2'19.960	39.553	33.929	35.430	31.048	230.0
17	2'22.066	39.956	34.590	35.931	31.589	219.6	13	2'19.814	39.318	34.131	35.381	30.984	229.6

17th 72 **Alonso LOPEZ** Estrella Galicia 0,0 SPA
Runs=1 Total laps=17 Full laps=16

1	2'22.685	41.291	34.330	36.013	31.051	228.6
2	2'19.966	39.609	34.146	35.361	30.850	224.2
3	2'19.874	39.113	34.074	35.762	30.925	223.5
4	2'18.934	38.899	34.095	35.020	30.920	227.7
5	2'19.605	39.022	34.057	35.337	31.189	224.2
6	2'19.779	39.202	34.023	35.575	30.979	224.6
7	2'19.735	39.123	34.183	35.229	31.200	226.2
8	2'19.412	39.257	34.054	35.262	30.839	226.8
9	2'18.691	38.891	33.919	35.150	30.731	224.8
10	2'18.941	38.921	33.975	35.168	30.877	222.6
11	2'19.488	39.122	34.162	35.264	30.940	224.7
12	2'19.353	39.043	34.230	35.179	30.901	230.2
13	2'19.390	39.004	34.190	35.341	30.855	221.8
14	2'19.739	38.956	34.151	35.658	30.974	221.2
15	2'19.982	39.177	34.119	35.545	31.141	221.0
16	2'20.221	39.248	34.416	35.528	31.029	220.6
17	2'20.590	39.329	34.486	35.705	31.070	224.3

18th 48 **Lorenzo DALLA PO** Leopard Racing ITA
Runs=1 Total laps=17 Full laps=16

1	2'21.157	40.587	34.124	35.533	30.913	234.1
2	2'19.068	38.734	34.369	35.329	30.636	230.2
3	2'19.176	38.669	33.992	35.757	30.758	229.1
4	2'19.114	38.589	34.301	35.406	30.818	231.2
5	2'18.143	38.616	33.759	35.087	30.681	235.9
6	2'18.306	38.700	33.824	35.054	30.728	234.8
7	2'21.663	38.557	33.599	38.782	30.725	233.2
8	2'19.477	39.105	34.204	35.178	30.990	233.2
9	2'19.824	39.218	34.188	35.422	30.996	221.7
10	2'20.831	39.027	34.064	36.677	31.063	222.3
11	2'19.878	39.300	34.327	35.234	31.017	232.7
12	2'18.761	39.031	33.893	35.089	30.748	230.0
13	2'18.958	38.778	33.850	35.446	30.884	229.3
14	2'19.018	38.986	33.858	35.185	30.989	227.2
15	2'19.669	39.056	34.023	35.446	31.144	226.5
16	2'22.287	40.930	34.339	35.840	31.178	221.2
17	2'21.296	39.539	34.529	36.029	31.199	221.4

19th 76 **Makar YURCHENK** CIP - Green Power KAZ
Runs=1 Total laps=17 Full laps=15

1	2'21.357	40.839	34.252	35.262	31.004	232.0
2	2'19.878	38.994	34.167	35.915	30.802	224.1
3	2'19.223	38.826	33.865	35.481	31.051	230.6
4	2'18.889	38.966	34.063	35.177	30.683	230.6
5	2'18.752 *	38.934	33.901	35.048	30.869*	227.1
6	2'19.241	39.106	33.899	35.417	30.819	234.9
7	2'19.768	39.582	33.939	35.403	30.844	227.7
8	2'19.273	38.909	34.169	35.282	30.913	231.7
9	2'20.626	39.450	34.352	35.707	31.117	229.6
10	2'19.589	39.142	34.037	35.137	31.273	228.0

20th 14 **Tony ARBOLINO** Marinelli Snipers Tea ITA
Runs=1 Total laps=17 Full laps=16

1	2'20.920	40.285	34.069	35.681	30.885	234.8
2	2'20.222	38.903	34.686	35.820	30.813	228.1
3	2'18.694	38.644	33.977	35.227	30.846	231.0
4	2'18.766	38.718	33.913	35.104	31.031	236.3
5	2'18.488	38.720	33.904	35.105	30.759	234.6
6	2'20.885	39.550	34.242	36.030	31.063	227.1
7	2'19.030	39.005	33.960	35.183	30.882	230.9
8	2'19.491	38.847	34.175	35.663	30.806	236.1
9	2'20.261	38.944	34.391	35.800	31.126	223.0
10	2'19.600	38.896	34.335	35.203	31.166	232.3
11	2'20.470	39.330	34.272	35.507	31.361	233.2
12	2'20.003	39.219	34.082	35.562	31.140	230.9
13	2'19.750	39.165	34.178	35.418	30.989	229.5
14	2'19.863	39.227	34.146	35.387	31.103	227.4
15	2'20.203	39.314	34.117	35.530	31.242	228.4
16	2'20.842	39.449	34.234	35.583	31.576	226.5
17	2'20.820	39.826	34.339	35.361	31.294	226.6

21st 5 **Jaume MASIA** Bester Capital Dubai SPA
Runs=1 Total laps=17 Full laps=16

1	2'37.220	54.382	35.810	35.967	31.061	219.7
2	2'19.879	39.369	34.224	35.320	30.966	220.7
3	2'19.098	39.014	34.029	35.214	30.841	220.9
4	2'19.419	38.990	34.166	35.373	30.890	220.6
5	2'19.452	39.178	34.057	35.231	30.986	220.5
6	2'19.558	39.180	34.039	35.349	30.990	220.4
7	2'19.860	39.162	34.288	35.452	30.958	219.2
8	2'19.892	39.450	34.142	35.319	30.981	218.8
9	2'19.463	39.263	33.996	35.342	30.862	217.8
10	2'19.183	39.058	33.946	35.222	30.957	218.3
11	2'18.965	38.989	33.799	35.177	31.000	218.6
12	2'18.810	38.968	33.985	35.063	30.794	220.3
13	2'18.982	39.049	33.913	35.104	30.916	220.1
14	2'18.862	39.155	33.882	35.088	30.737	220.1
15	2'19.272	39.296	33.987	35.221	30.768	218.8
16	2'18.961	39.078	33.885	35.103	30.895	218.8
17	2'19.890	39.196	33.862	35.890	30.942	218.8

22nd 22 **Kazuki MASAKI** RBA BOE Skull Rider JPN
Runs=1 Total laps=17 Full laps=16

1	2'23.087	41.441	34.240	35.890	31.516	235.0
2	2'20.838	39.585	34.190	35.952	31.111	234.4
3	2'19.616	39.001	34.025	35.589	31.001	234.0
4	2'19.880	38.895	33.994	35.752	31.239	235.6
5	2'19.642	39.154	34.132	35.451	30.905	232.8
6	2'19.641	39.243	33.971	35.357	31.070	231.2

Fastest Lap: Jorge MARTIN Del Conca Gresini Mo SPA **2'17.512** 38.620 33.534 34.946 30.412

These data/results cannot be reproduced, stored and/or transmitted in whole or in part by any manner of electronic, mechanical, photocopying, recording, broadcasting or otherwise now known or herein after developed without the previous express consent by the copyright owner, except for reproduction in daily press and regular printed publications on sale to the public within 60 days of the event related to those data/results and always provided that copyright symbol appears together as follows below.
© DORNA, 2018

Race

Moto3

Lap	Lap Time	T1	T2	T3	T4	Speed	Lap	Lap Time	T1	T2	T3	T4	Speed
7	2'19.023	39.007	33.868	35.216	30.932	228.4	3	2'20.097	39.554	34.142	35.352	31.049	220.9
8	2'19.322	38.945	34.134	35.285	30.958	229.0	4	2'22.789	41.440	34.465	35.455	31.429	222.1
9	2'19.950	39.152	34.214	35.562	31.022	225.7	5	2'20.686	39.914	34.187	35.420	31.165	221.2
10	2'20.970	39.397	34.444	35.772	31.357	223.0	6	2'19.854	39.198	34.127	35.343	31.186	221.7
11	2'22.068	39.677	34.738	36.252	31.401	221.1	7	2'19.508	39.242	33.904	35.395	30.967	220.6
12	2'21.566	39.732	34.596	35.969	31.269	225.5	8	2'20.206	39.303	34.153	35.611	31.139	218.8
13	2'20.897	39.477	34.472	35.615	31.333	223.0	9	2'19.267	39.195	33.876	35.197	30.999	221.3
14	2'21.458	39.575	34.575	35.869	31.439	220.4	10	2'24.193	43.213	34.259	35.448	31.273	221.2
15	2'21.246	39.783	34.638	35.416	31.409	226.6	11	2'19.137	39.108	33.903	35.120	31.006	221.3
16	2'20.977	39.552	34.307	35.710	31.408	223.0	12	2'31.005 P	43.746	35.206	36.253	35.800	218.0
17	2'21.040	39.455	34.345	35.676	31.564	222.8							

23rd 41 Nakarin ATIRATPH Honda Team Asia THA
Runs=1 Total laps=17 Full laps=16

1	2'21.731	40.260	34.719	35.648	31.104	227.3
2	2'20.350	39.607	34.150	35.636	30.957	225.1
3	2'20.754	39.386	34.428	35.828	31.112	224.5
4	2'20.036	39.207	34.051	35.738	31.040	225.2
5	2'20.526	39.214	34.294	36.007	31.011	220.5
6	2'19.537	39.095	34.102	35.390	30.950	227.0
7	2'19.303	38.950	34.022	35.419	30.912	225.7
8	2'19.764	39.146	34.295	35.417	30.906	223.9
9	2'20.362	39.276	34.381	35.710	30.995	220.8
10	2'20.213	39.341	34.305	35.582	30.985	220.8
11	2'21.257	39.344	34.725	35.761	31.427	221.8
12	2'21.189	39.545	34.746	35.768	31.130	219.4
13	2'21.678	39.455	35.068	35.918	31.237	218.8
14	2'21.383	39.520	34.622	35.873	31.368	221.1
15	2'20.866	39.746	34.509	35.689	30.922	224.3
16	2'21.387	39.925	34.423	35.690	31.349	223.5
17	2'20.895	39.435	34.487	35.536	31.437	222.2

24th 23 Niccolò ANTONELL SIC58 Squadra Corse ITA
Runs=1 Total laps=17 Full laps=16

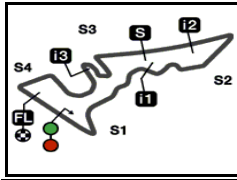
1	3'04.647	41.595	34.339	35.276	31.437	232.3
2	2'20.149	39.667	34.134	35.414	30.934	217.3
3	2'19.233	39.241	33.886	35.299	30.807	217.1
4	2'18.792	38.948	33.852	35.295	30.697	215.8
5	2'19.818	38.890	33.849	35.861	31.218	217.1
6	2'18.719	39.033	33.708	35.201	30.777	216.6
7	2'18.795	38.983	33.837	35.235	30.740	217.8
8	2'18.832	38.992	33.753	35.400	30.687	216.4
9	2'18.753	38.908	33.687	35.466	30.692	215.1
10	2'19.595	38.813	33.766	35.799	31.217	216.3
11	2'22.652	41.314	34.139	36.134	31.065	215.1
12	2'19.049	39.149	33.853	35.221	30.826	216.7
13	2'18.424	38.789	33.648	35.357	30.630	215.9
14	2'19.548	38.900	33.684	35.961	31.003	215.5
15	2'18.369	38.851	33.613	35.241	30.664	216.3
16	2'18.318	38.891	33.593	35.187	30.647	216.4
17	2'18.254	38.794	33.678	35.162	30.620	216.3

25th 42 Marcos RAMIREZ Bester Capital Dubai SPA
Runs=2 Total laps=12 Full laps=9

1	3'04.831 P	1'04.937	43.970	40.033	35.891	214.3
2	4'57.034	34.543	34.770	35.685	31.304	220.7

Fastest Lap: Jorge MARTIN Del Conca Gresini Mo SPA 2'17.512 38.620 33.534 34.946 30.412

These data/results cannot be reproduced, stored and/or transmitted in whole or in part by any manner of electronic, mechanical, photocopying, recording, broadcasting or otherwise now known or herein after developed without the previous express consent by the copyright owner, except for reproduction in daily press and regular printed publications on sale to the public within 60 days of the event related to those data/results and always provided that copyright symbol appears together as follows below.
© DORNA, 2018



5513 m.

RED BULL GRAND PRIX OF THE AMERICAS

Race Analysis by Lap

35

Num Lap Time Gap

Lap	1	2	3	4	5	6	7	8	9	10	11
88	2'18.028	2'19.040	2'18.358	2'19.064	2'18.411	2'18.435	2'18.406	2'18.418	2'18.818	2'17.763	2'18.525
41	2'18.194	2'19.040	2'19.220	2'19.690	2'19.690	2'18.406	2'18.406	2'17.923	2'19.138	2'18.558	2'18.525
21	2'18.488	2'18.909	2'18.561	2'19.656	2'19.656	2'18.406	2'18.224	2'18.441	2'19.477	2'18.728	2'18.266
10	2'18.902	2'18.726	2'18.520	2'19.656	2'19.656	2'18.406	2'18.224	2'18.441	2'19.477	2'18.728	2'18.266
24	2'19.103	2'18.909	2'19.279	2'19.373	2'19.373	2'18.406	2'18.224	2'18.441	2'19.477	2'18.728	2'18.266
12	2'19.744	2'18.726	2'18.561	2'19.656	2'19.656	2'18.406	2'18.224	2'18.441	2'19.477	2'18.728	2'18.266
71	2'20.018	2'18.032	2'19.429	2'19.853	2'19.853	2'18.406	2'18.224	2'18.441	2'19.477	2'18.728	2'18.266
33	2'20.211	2'18.032	2'19.279	2'19.853	2'19.853	2'18.406	2'18.224	2'18.441	2'19.477	2'18.728	2'18.266
17	2'20.450	2'19.015	2'19.187	2'19.688	2'19.688	2'18.406	2'18.224	2'18.441	2'19.477	2'18.728	2'18.266
40	2'20.579	2'18.143	2'18.113	2'18.818	2'18.818	2'18.406	2'18.224	2'18.441	2'19.477	2'18.728	2'18.266
65	2'20.657	2'18.143	2'18.113	2'18.818	2'18.818	2'18.406	2'18.224	2'18.441	2'19.477	2'18.728	2'18.266
14	2'20.920	2'18.718	2'19.176	2'18.818	2'18.818	2'18.406	2'18.224	2'18.441	2'19.477	2'18.728	2'18.266
48	2'21.157	2'18.718	2'19.176	2'18.818	2'18.818	2'18.406	2'18.224	2'18.441	2'19.477	2'18.728	2'18.266
76	2'21.357	2'18.718	2'19.176	2'18.818	2'18.818	2'18.406	2'18.224	2'18.441	2'19.477	2'18.728	2'18.266
41	2'21.731	2'18.718	2'19.176	2'18.818	2'18.818	2'18.406	2'18.224	2'18.441	2'19.477	2'18.728	2'18.266
11	2'21.914	2'18.718	2'19.176	2'18.818	2'18.818	2'18.406	2'18.224	2'18.441	2'19.477	2'18.728	2'18.266
84	2'22.155	2'18.718	2'19.176	2'18.818	2'18.818	2'18.406	2'18.224	2'18.441	2'19.477	2'18.728	2'18.266
72	2'22.685	2'18.718	2'19.176	2'18.818	2'18.818	2'18.406	2'18.224	2'18.441	2'19.477	2'18.728	2'18.266
75	2'22.685	2'18.718	2'19.176	2'18.818	2'18.818	2'18.406	2'18.224	2'18.441	2'19.477	2'18.728	2'18.266
22	2'23.087	2'18.718	2'19.176	2'18.818	2'18.818	2'18.406	2'18.224	2'18.441	2'19.477	2'18.728	2'18.266
16	2'23.192	2'18.718	2'19.176	2'18.818	2'18.818	2'18.406	2'18.224	2'18.441	2'19.477	2'18.728	2'18.266
8	2'23.980	2'18.718	2'19.176	2'18.818	2'18.818	2'18.406	2'18.224	2'18.441	2'19.477	2'18.728	2'18.266
19	2'30.697	2'18.718	2'19.176	2'18.818	2'18.818	2'18.406	2'18.224	2'18.441	2'19.477	2'18.728	2'18.266
5	2'37.220	2'18.718	2'19.176	2'18.818	2'18.818	2'18.406	2'18.224	2'18.441	2'19.477	2'18.728	2'18.266
23	3'04.647	2'18.718	2'19.176	2'18.818	2'18.818	2'18.406	2'18.224	2'18.441	2'19.477	2'18.728	2'18.266
42	3'04.831	2'18.718	2'19.176	2'18.818	2'18.818	2'18.406	2'18.224	2'18.441	2'19.477	2'18.728	2'18.266
7	3'24.192	2'18.718	2'19.176	2'18.818	2'18.818	2'18.406	2'18.224	2'18.441	2'19.477	2'18.728	2'18.266
27	3'42.407	2'18.718	2'19.176	2'18.818	2'18.818	2'18.406	2'18.224	2'18.441	2'19.477	2'18.728	2'18.266

Lapped rider

These data/results cannot be reproduced, stored and/or transmitted in whole or in part by any manner of electronic, mechanical, photocopying, recording, broadcasting or otherwise now known or herein after developed without the previous express consent by the copyright owner, except for reproduction in daily press and regular printed publications on sale to the public within 60 days of the event related to those data/results and always provided that copyright symbol appears together as follows below.

© DORNA, 2018



Num Lap Time Gap

72	2'19.488	11.899	24	2'18.647	5.956	33	2'18.365	1.451
41	2'21.257	18.622	71	2'18.386	6.364	12	2'19.556	4.112
22	2'22.068	18.826	10	2'20.719	9.396	16	2'18.768	4.172
5	2'18.965	26.778	19	2'18.591	11.854	21	2'19.698	4.186
23	2'22.652	54.774	40	2'18.556	12.475	65	2'19.346	4.374
42	2'19.137	3'42.391	75	2'18.697	12.793	84	2'19.911	5.452

Lap 12

88	2'18.558		48	2'19.018	14.192	24	2'18.565	8.287
21	2'18.637	0.351	72	2'19.739	16.410	11	2'18.907	8.711
12	2'19.413	0.671	14	2'19.863	17.261	71	2'20.280	10.909
33	2'19.060	0.924	76	2'19.892	17.429	19	2'18.555	13.745
65	2'19.047	1.137	22	2'21.458	28.776	40	2'18.763	14.532
16	2'18.304	1.667	41	2'21.383	28.901	17	2'19.675	16.071
11	2'18.728	1.994	5	2'18.862	29.461	75	2'19.666	16.181
84	2'18.606	2.159	23	2'19.548	57.824	10	2'22.066	19.895

Lap 15

88	2'17.705		72	2'20.590	23.516	76	2'20.976	25.424
33	2'17.787	0.917	48	2'21.296	23.757	14	2'20.820	25.439
12	2'17.911	1.832	76	2'20.976	25.424	5	2'19.890	33.897
65	2'17.812	2.478	14	2'20.820	25.439	22	2'21.040	38.352
21	2'19.143	2.594	5	2'19.890	33.897	41	2'20.895	38.362
16	2'17.954	2.815	22	2'21.040	38.352	41	2'20.895	38.362
84	2'17.822	2.979	41	2'20.895	38.362	23	2'18.254	59.078
11	2'19.167	5.824	23	2'18.254	59.078			

Lap 13

88	2'17.717		10	2'20.496	12.187	19	2'18.202	12.351
21	2'17.970	0.604	19	2'18.202	12.351	40	2'18.040	12.810
33	2'17.644	0.851	40	2'18.040	12.810	75	2'18.311	13.399
12	2'18.590	1.544	75	2'18.311	13.399	17	2'18.271	13.655
65	2'18.387	1.807	17	2'18.271	13.655	48	2'19.669	16.156
16	2'18.260	2.210	48	2'19.669	16.156	72	2'19.982	18.687
84	2'18.163	2.605	72	2'19.982	18.687	14	2'20.203	19.759
11	2'18.959	3.236	14	2'20.203	19.759	76	2'20.180	19.904
24	2'18.577	4.821	76	2'20.180	19.904	5	2'19.272	31.028
44	2'18.524	5.067	5	2'19.272	31.028	41	2'20.866	32.062
71	2'18.841	5.490	41	2'20.866	32.062	22	2'21.246	32.317
10	2'19.766	6.189	22	2'21.246	32.317	23	2'18.369	58.488
19	2'18.688	10.775	23	2'18.369	58.488			
40	2'18.799	11.431						

Lap 16

88	2'17.928		17	2'18.820	11.992	48	2'18.958	12.686
33	2'18.151	1.140	72	2'19.390	14.183	72	2'19.390	14.183
21	2'17.876	2.542	14	2'19.750	14.910	14	2'19.750	14.910
12	2'18.706	2.610	76	2'19.814	15.049	76	2'19.814	15.049
65	2'18.532	3.082	22	2'20.897	24.830	22	2'20.897	24.830
16	2'18.571	3.458	41	2'21.678	25.030	41	2'21.678	25.030
84	2'18.544	3.595	5	2'18.982	28.111	5	2'18.982	28.111
16	2'18.547	7.093	23	2'18.424	55.788	23	2'18.424	55.788
24	2'19.031	7.776						
11	2'19.962	7.858						
71	2'19.353	8.683						
19	2'18.821	13.244						
40	2'18.941	13.823						
17	2'18.723	14.450						
75	2'19.098	14.569						
10	2'21.624	15.883						
48	2'22.287	20.515						
72	2'20.221	20.980						
76	2'20.526	22.502						
14	2'20.842	22.673						
5	2'18.961	32.061						
22	2'20.977	35.366						
41	2'21.387	35.521						
23	2'18.318	58.878						

Lap 17

88	2'18.054							
-----------	----------	--	--	--	--	--	--	--

Lapped rider

These data/results cannot be reproduced, stored and/or transmitted in whole or in part by any manner of electronic, mechanical, photocopying, recording, broadcasting or otherwise now known or herein after developed without the previous express consent by the copyright owner, except for reproduction in daily press and regular printed publications on sale to the public within 60 days of the event related to those data/results and always provided that copyright symbol appears together as follows below.

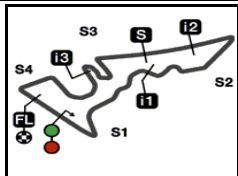
© DORNA, 2018

Official MotoGP Timing by TISSOT
www.motogp.com

Austin, Sunday, April 22, 2018

Page 2 of 2





5513 m.

RED BULL GRAND PRIX OF THE AMERICAS

Moto3™

2018 Rookie of the Year Classification

36

Rider	Nation	Points	Leader Previous	QAT	ARG	AME	SPA	FRA	ITA	CAT	NED	GER	CZE	AUT	GBR	RSM	ARA	THA	JPN	AUS	MAL	VAL	
1 LOPEZ Alonso	SPA	10		-	10	-																	
2 MASIA Jaume	SPA	4	6	6	4	-																	
3 MASAKI Kazuki	JPN	3	7	1	3	-																	

These data/results cannot be reproduced, stored and/or transmitted in whole or in part by any manner of electronic, mechanical, photocopying, recording, broadcasting or otherwise now known or herein after developed without the previous express consent by the copyright owner, except for reproduction in daily press and regular printed publications on sale to the public within 60 days of the event related to those data/results and always provided that copyright symbol appears together as follows below.

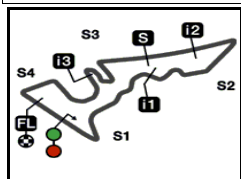
© DORNA, 2018

Official MotoGP Timing by TISSOT
www.motogp.com

Austin, Sunday, April 22, 2018



Circuit Of The Americas



5513 m.

Results and timing service provided by **TISSOT**

After the **RED BULL GRAND PRIX OF THE AMERICAS**

Moto3™

2018 Riders Performance

(Qualifying Position - Starting Position - Race Position)

37

Rider	Points	QAT	ARG	AME	SPA	FRA	ITA	CAT	NED	GER	CZE	AUT	GBR	RSM	ARA	THA	JPN	AUS	MAL	VAL	
1 MARTIN Jorge	55	2	-9	1																	
		2-1	29-11	1-1	-	-	-	-	-	-	-	-	-	-	-	-	-	-	-	-	-
2 CANET Aron	48	7	8	2																	
		7-2	8-2	2-8	-	-	-	-	-	-	-	-	-	-	-	-	-	-	-	-	-
3 BEZZECCHI Marco	43	6	2	9																	
		6-14	2-1	9-3	-	-	-	-	-	-	-	-	-	-	-	-	-	-	-	-	-
4 DI GIANNANTONIO Fabio	37	16	6	5																	
		16-6	6-3	5-5	-	-	-	-	-	-	-	-	-	-	-	-	-	-	-	-	-
5 BASTIANINI Enea	33	10	5	6																	
		10-NC	5-4	6-2	-	-	-	-	-	-	-	-	-	-	-	-	-	-	-	-	-
6 DALLA PORTA Lorenzo	25	9	15	17																	
		9-3	15-7	17-18	-	-	-	-	-	-	-	-	-	-	-	-	-	-	-	-	-
7 MIGNO Andrea	22	14	10	16																	
		14-10	10-13	16-4	-	-	-	-	-	-	-	-	-	-	-	-	-	-	-	-	-
8 RODRIGO Gabriel	22	3	3	12																	
		3-5	3-9	12-12	-	-	-	-	-	-	-	-	-	-	-	-	-	-	-	-	-
9 ANTONELLI Niccolò	21	1	7	19																	
		1-4	7-8	19-24	-	-	-	-	-	-	-	-	-	-	-	-	-	-	-	-	-
10 KORNFEIL Jakub	18	11	18	21																	
		11-9	18-14	21-7	-	-	-	-	-	-	-	-	-	-	-	-	-	-	-	-	-
11 NORRODIN Adam	16	17	4	25																	
		17-11	4-5	25-NC	-	-	-	-	-	-	-	-	-	-	-	-	-	-	-	-	-
12 SASAKI Ayumu	13	4	13	8																	
		4-8	13-16	8-11	-	-	-	-	-	-	-	-	-	-	-	-	-	-	-	-	-

NC=Not classified NL=Not finished first lap NP=Not started race re-start N2=Not finished first lap race re-start EX=Excluded NS=Not Started DS=Disqualified

These data/results cannot be reproduced, stored and/or transmitted in whole or in part by any manner of electronic, mechanical, photocopying, recording, broadcasting or otherwise now known or herein after developed without the previous express consent by the copyright owner, except for reproduction in daily press and regular printed publications on sale to the public within 60 days of the event related to those data/results and always provided that copyright symbol appears together as follows below.
© DORNA, 2018

Official MotoGP Timing by **TISSOT**
www.motogp.com



	Rider	Points	QAT	ARG	AME	SPA	FRA	ITA	CAT	NED	GER	CZE	AUT	GBR	RSM	ARA	THA	JPN	AUS	MAL	VAL
13	LOPEZ Alonso	10	21 21-NC	21 21-6	22 22-17	-	-	-	-	-	-	-	-	-	-	-	-	-	-	-	-
14	OETTL Philipp	10	8 8-NC	20 30-23	11 11-6	-	-	-	-	-	-	-	-	-	-	-	-	-	-	-	-
15	TOBA Kaito	9	5 5-7	24 24-19	28 28-NC	-	-	-	-	-	-	-	-	-	-	-	-	-	-	-	-
16	SUZUKI Tatsuki	7	-NS	19 19-21	4 4-9	-	-	-	-	-	-	-	-	-	-	-	-	-	-	-	-
17	LOI Livio	7	18 18-NC	16 16-15	26 26-10	-	-	-	-	-	-	-	-	-	-	-	-	-	-	-	-
18	ARBOLINO Tony	6	26 25-17	1 1-10	20 20-20	-	-	-	-	-	-	-	-	-	-	-	-	-	-	-	-
19	RAMIREZ Marcos	5	15 15-15	26 26-12	14 14-NC	-	-	-	-	-	-	-	-	-	-	-	-	-	-	-	-
20	MASIA Jaume	4	13 13-12	11 11-NC	10 10-21	-	-	-	-	-	-	-	-	-	-	-	-	-	-	-	-
21	MASAKI Kazuki	3	19 19-13	17 17-20	27 27-22	-	-	-	-	-	-	-	-	-	-	-	-	-	-	-	-
22	BINDER Darryn	3	20 20-NC	25 25-22	15 15-13	-	-	-	-	-	-	-	-	-	-	-	-	-	-	-	-
23	MCPHEE John	2	12 12-NC	22 22-17	3 3-14	-	-	-	-	-	-	-	-	-	-	-	-	-	-	-	-
24	ARENAS Albert	1	-NS	12 12-NC	24 24-15	-	-	-	-	-	-	-	-	-	-	-	-	-	-	-	-
25	FOGGIA Dennis	0	25 24-16	14 14-NC	7 7-16	-	-	-	-	-	-	-	-	-	-	-	-	-	-	-	-
26	ATIRATPHUVAPAT Nakarin	0	27 26-18	23 23-18	13 13-23	-	-	-	-	-	-	-	-	-	-	-	-	-	-	-	-
27	YURCHENKO Makar	0	24 23-19	28 28-24	18 18-19	-	-	-	-	-	-	-	-	-	-	-	-	-	-	-	-
28	BULEGA Nicolo	0	22 22-NC	27 27-NC	23 23-NC	-	-	-	-	-	-	-	-	-	-	-	-	-	-	-	-

NC=Not classified NL=Not finished first lap NP=Not started race re-start N2=Not finished first lap race re-start EX=Excluded NS=Not Started DS=Disqualified

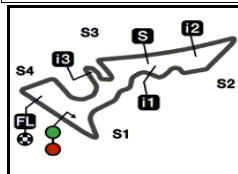
These data/results cannot be reproduced, stored and/or transmitted in whole or in part by any manner of electronic, mechanical, photocopying, recording, broadcasting or otherwise now known or herein after developed without the previous express consent by the copyright owner, except for reproduction in daily press and regular printed publications on sale to the public within 60 days of the event related to those data/results and always provided that copyright symbol appears together as follows below.
© DORNA, 2018

Official MotoGP Timing by TISSOT
www.motogp.com

motogp



Austin, Sunday, April 22, 2018



5513 m.

RED BULL GRAND PRIX OF THE AMERICAS

Official Starting Grid

Race : 17 laps = 93.721 km



1	3 2'19.421 17 John MCPHEE KTM	2 2'19.125 44 Aron CANET Honda	1 2'18.629 88 Jorge MARTIN Honda
2	6 2'19.577 33 Enea BASTIANINI Honda	5 2'19.497 21 Fabio DI GIANNANTONIO Honda	4 2'19.428 24 Tatsuki SUZUKI Honda
3	9 2'19.684 12 Marco BEZZECCHI KTM	8 2'19.640 71 Ayumu SASAKI Honda	7 2'19.588 10 Dennis FOGGIA KTM
4	12 2'19.850 19 Gabriel RODRIGO KTM	11 2'19.816 65 Philipp OETTL KTM	10 2'19.808 5 Jaime MASIA KTM
5	15 2'20.027 40 Darryn BINDER KTM	14 2'20.002 42 Marcos RAMIREZ KTM	13 2'19.970 41 Nakarin ATIRATPHUVAPAT Honda
6	18 2'20.366 76 Makar YURCHENKO KTM	17 2'20.323 48 Lorenzo DALLA PORTA Honda	16 2'20.257 16 Andrea MIGNO KTM
7	21 2'20.824 84 Jakub KORNFEIL KTM	20 2'20.485 14 Tony ARBOLINO Honda	19 2'20.380 23 Niccolò ANTONELLI Honda
8	24 2'21.021 75 Albert ARENAS KTM	23 2'20.965 8 Nicolo BULEGA KTM	22 2'20.917 72 Alonso LOPEZ Honda

The results are provisional until the end of the limit for protest and appeals and until the ratification of the Event Management Committee.

Time limit for protest expires 60' at the latest after publication of the results - Mr. Time:

These data/results cannot be reproduced, stored and/or transmitted in whole or in part by any manner of electronic, mechanical, photocopying, recording, broadcasting or otherwise now known or herein after developed without the previous express consent by the copyright owner, except for reproduction in daily press and regular printed publications on sale to the public within 60 days of the event related to those data/results and always provided that copyright symbol appears together as follows below.

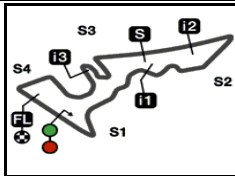
© DORNA, 2018

Official MotoGP Timing by TISSOT
www.motogp.com

Austin, Sunday, April 22, 2018

Page 1 of 2





RED BULL GRAND PRIX OF THE AMERICAS

Official Starting Grid

5513 m.

Race : 17 laps = 93.721 km

9

27
2'22.820
22 Kazuki MASAKI
KTM

26
2'21.279
11 Livio LOI
KTM

25
2'21.167
7 Adam NORRODIN
Honda

10

28
2'23.083
27 Kaito TOBA
Honda

The results are provisional until the end of the limit for protest and appeals and until the ratification of the Event Management Committee.

Time limit for protest expires 60' at the latest after publication of the results - Mr. Time:

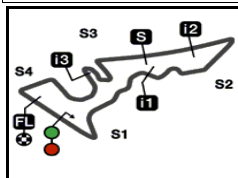
These data/results cannot be reproduced, stored and/or transmitted in whole or in part by any manner of electronic, mechanical, photocopying, recording, broadcasting or otherwise now known or herein after developed without the previous express consent by the copyright owner, except for reproduction in daily press and regular printed publications on sale to the public within 60 days of the event related to those data/results and always provided that copyright symbol appears together as follows below.

© DORNA, 2018

Official MotoGP Timing by **TISSOT**
www.motogp.com

Austin, Sunday, April 22, 2018





5513 m.

RED BULL GRAND PRIX OF THE AMERICAS

Race

Top Speed & Average



Rider	Nation	Motorcycle	Top 5 speeds					Average	Top
65 Philipp OETTL	GER	KTM	237.5	236.9	235.7	234.3	233.4	235.6	237.5
14 Tony ARBOLINO	ITA	HONDA	236.3	236.1	234.8	234.6	233.2	235.0	236.3
16 Andrea MIGNO	ITA	KTM	236.0	235.6	235.2	234.6	234.1	235.1	236.0
11 Livio LOI	BEL	KTM	235.9	233.2	231.7	231.2	230.1	232.4	235.9
48 Lorenzo DALLA PORTA	ITA	HONDA	235.9	234.8	234.1	233.2	233.2	234.2	235.9
22 Kazuki MASAKI	JPN	KTM	235.6	235.0	234.4	234.0	232.8	234.4	235.6
24 Tatsuki SUZUKI	JPN	HONDA	235.6	235.4	234.6	232.9	232.2	234.1	235.6
8 Nicolò BULEGA	ITA	KTM	235.1	232.2	229.7	228.6	227.6	230.6	235.1
76 Makar YURCHENKO	KAZ	KTM	234.9	232.0	231.7	230.6	230.6	232.0	234.9
12 Marco BEZZECCHI	ITA	KTM	233.9	232.6	230.7	229.5	228.8	231.1	233.9
19 Gabriel RODRIGO	ARG	KTM	233.9	228.4	227.5	227.1	226.2	228.6	233.9
75 Albert ARENAS	SPA	KTM	233.6	232.3	230.9	229.1	228.3	230.8	233.6
84 Jakub KORNFEL	CZE	KTM	233.1	232.8	232.5	232.1	232.1	232.5	233.1
71 Ayumu SASAKI	JPN	HONDA	233.0	232.3	231.9	231.4	231.2	232.0	233.0
17 John MCPHEE	GBR	KTM	232.9	232.6	232.4	230.0	229.8	231.5	232.9
44 Aron CANET	SPA	HONDA	232.4	229.6	229.0	228.8	228.3	229.4	232.4
23 Niccolò ANTONELLI	ITA	HONDA	232.3	217.8	217.3	217.1	217.1	220.3	232.3
40 Darryn BINDER	RSA	KTM	232.3	231.4	230.5	229.6	229.1	230.6	232.3
33 Enea BASTIANINI	ITA	HONDA	231.6	231.4	231.4	231.2	230.8	231.3	231.6
21 Fabio DI GIANNANTONIO	ITA	HONDA	231.4	227.4	226.6	226.4	226.3	227.6	231.4
10 Dennis FOGGIA	ITA	KTM	231.0	230.7	229.6	228.8	228.7	229.8	231.0
72 Alonso LOPEZ	SPA	HONDA	230.2	228.6	227.7	226.8	226.2	227.9	230.2
88 Jorge MARTIN	SPA	HONDA	230.1	230.1	228.0	227.9	227.6	228.7	230.1
41 Nakarin ATIRATPHUVAPAT	THA	HONDA	227.3	227.0	225.7	225.2	225.1	226.1	227.3
42 Marcos RAMIREZ	SPA	KTM	222.1	221.7	221.3	221.3	221.2	221.5	222.1
5 Jaume MASIA	SPA	KTM	220.9	220.7	220.6	220.5	220.4	220.6	220.9
27 Kaito TOBA	JPN	HONDA	210.3					210.3	210.3
7 Adam NORRODIN	MAL	HONDA	209.7	208.3				209.0	209.7

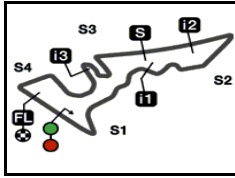
These data/results cannot be reproduced, stored and/or transmitted in whole or in part by any manner of electronic, mechanical, photocopying, recording, broadcasting or otherwise now known or herein after developed without the previous express consent by the copyright owner, except for reproduction in daily press and regular printed publications on sale to the public within 60 days of the event related to those data/results and always provided that copyright symbol appears together as follows below.

© DORNA, 2018

Official MotoGP Timing by TISSOT
www.motogp.com

Austin, Sunday, April 22, 2018






5513 m.

RED BULL GRAND PRIX OF THE AMERICAS

Race

Fastest Laps Sequence

Lap	Race Time	 Rider	Nation	Motorcycle	Time	Km/h	Riders's Lap
2	4'36.874	21 Fabio DI GIANNANTONI	ITA	HONDA	2'18.680	143.1	2
2	4'37.776	12 Marco BEZZECCHI	ITA	KTM	2'18.032	143.7	2
4	9'17.836	16 Andrea MIGNO	ITA	KTM	2'17.779	144.0	4
10	23'06.497	12 Marco BEZZECCHI	ITA	KTM	2'17.763	144.0	10
13	30'01.670	88 Jorge MARTIN	SPA	HONDA	2'17.717	144.1	13
13	30'02.521	33 Enea BASTIANINI	ITA	HONDA	2'17.644	144.1	13
14	32'19.182	88 Jorge MARTIN	SPA	HONDA	2'17.512	144.3	14
14	32'20.017	33 Enea BASTIANINI	ITA	HONDA	2'17.496	144.3	14

These data/results cannot be reproduced, stored and/or transmitted in whole or in part by any manner of electronic, mechanical, photocopying, recording, broadcasting or otherwise now known or herein after developed without the previous express consent by the copyright owner, except for reproduction in daily press and regular printed publications on sale to the public within 60 days of the event related to those data/results and always provided that copyright symbol appears together as follows below.

© DORNA, 2018

Official MotoGP Timing by TISSOT
www.motogp.com

Austin, Sunday, April 22, 2018

