


4806 m.

GRAN PREMIO MOTUL DE LA REPÚBLICA ARGENTINA

Free Practice Nr. 1

Classification

3

		Rider	Nation	Team	Motorcycle	Time	Lap Total	Gap	Top Speed
1	26	Dani PEDROSA	SPA	Repsol Honda Team	HONDA	1'40.303	17 18		328.3
2	35	Cal CRUTCHLOW	GBR	LCR Honda CASTROL	HONDA	1'40.345	17 18	0.042 0.042	332.4
3	29	Andrea IANNONE	ITA	Team SUZUKI ECSTAR	SUZUKI	1'40.386	17 18	0.083 0.041	324.4
4	5	Johann ZARCO	FRA	Monster Yamaha Tech 3	YAMAHA	1'40.614	19 20	0.311 0.228	325.5
5	43	Jack MILLER	AUS	Alma Pramac Racing	DUCATI	1'40.715	18 18	0.412 0.101	326.2
6	93	Marc MARQUEZ	SPA	Repsol Honda Team	HONDA	1'40.781	16 19	0.478 0.066	333.0
7	46	Valentino ROSSI	ITA	Movistar Yamaha MotoGP	YAMAHA	1'40.825	17 19	0.522 0.044	328.0
8	4	Andrea DOVIZIOSO	ITA	Ducati Team	DUCATI	1'40.938	15 17	0.635 0.113	329.1
9	99	Jorge LORENZO	SPA	Ducati Team	DUCATI	1'41.019	16 17	0.716 0.081	330.1
10	9	Daniilo PETRUCCI	ITA	Alma Pramac Racing	DUCATI	1'41.066	13 15	0.763 0.047	331.5
11	55	Hafizh SYAHRIN	MAL	Monster Yamaha Tech 3	YAMAHA	1'41.094	16 17	0.791 0.028	323.7
12	41	Aleix ESPARGARO	SPA	Aprilia Racing Team Gresini	APRILIA	1'41.163	20 20	0.860 0.069	325.6
13	25	Maverick VIÑALES	SPA	Movistar Yamaha MotoGP	YAMAHA	1'41.224	20 20	0.921 0.061	328.7
14	38	Bradley SMITH	GBR	Red Bull KTM Factory Racing	KTM	1'41.286	16 18	0.983 0.062	325.6
15	45	Scott REDDING	GBR	Aprilia Racing Team Gresini	APRILIA	1'41.346	14 15	1.043 0.060	322.5
16	44	Poi ESPARGARO	SPA	Red Bull KTM Factory Racing	KTM	1'41.355	17 18	1.052 0.009	327.6
17	53	Tito RABAT	SPA	Reale Avintia Racing	DUCATI	1'41.421	22 22	1.118 0.066	329.2
18	30	Takaaki NAKAGAMI	JPN	LCR Honda IDEMITSU	HONDA	1'41.449	19 20	1.146 0.028	322.6
19	21	Franco MORBIDELLI	ITA	EG 0,0 Marc VDS	HONDA	1'41.538	18 19	1.235 0.089	320.8
20	19	Alvaro BAUTISTA	SPA	Angel Nieto Team	DUCATI	1'41.624	17 19	1.321 0.086	330.9
21	42	Alex RINS	SPA	Team SUZUKI ECSTAR	SUZUKI	1'41.802	18 20	1.499 0.178	326.1
22	10	Xavier SIMEON	BEL	Reale Avintia Racing	DUCATI	1'42.192	16 17	1.889 0.390	321.9
23	12	Thomas LUTHI	SWI	EG 0,0 Marc VDS	HONDA	1'42.698	19 19	2.395 0.506	319.3
24	17	Karel ABRAHAM	CZE	Angel Nieto Team	DUCATI	1'42.857	17 17	2.554 0.159	323.5

Practice condition: Dry

Air: 22°

Humidity: 94%

Ground: 28°

Fastest Lap:	Lap: 17	Dani PEDROSA	1'40.303	172.4 Km/h
Circuit Record Lap:	2015	Valentino ROSSI	1'39.019	174.7 Km/h
Circuit Best Lap:	2014	Marc MARQUEZ	1'37.683	177.1 Km/h

The results are provisional until the end of the limit for protest and appeals.

Time limit for protest expires 30' after publication of the results - Time:

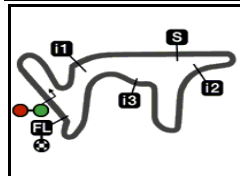
These data/results cannot be reproduced, stored and/or transmitted in whole or in part by any manner of electronic, mechanical, photocopying, recording, broadcasting or otherwise now known or herein after developed without the previous express consent by the copyright owner, except for reproduction in daily press and regular printed publications on sale to the public within 60 days of the event related to those data/results and always provided that copyright symbol appears together as follows below.

© DORNA, 2018

Official MotoGP Timing by TISSOT
www.motogp.com



Termas de Río Hondo, Friday, April 06, 2018



4806 m.

GRAN PREMIO MOTUL DE LA REPÚBLICA ARGENTINA

Free Practice Nr. 1

Top Speed & Average

4



Rider	Nation	Motorcycle	Top 5 speeds					Average	Top
93 Marc MARQUEZ	SPA	HONDA	333.0	332.6	330.0	327.6	327.5	330.1	333.0
35 Cal CRUTCHLOW	GBR	HONDA	332.4	331.2	331.0	330.5	330.0	331.0	332.4
9 Danilo PETRUCCI	ITA	DUCATI	331.5	330.6	330.6	330.4	330.3	330.7	331.5
19 Alvaro BAUTISTA	SPA	DUCATI	330.9	330.4	327.6	325.4	325.1	327.1	330.9
99 Jorge LORENZO	SPA	DUCATI	330.1	329.9	329.7	329.4	328.5	329.5	330.1
53 Tito RABAT	SPA	DUCATI	329.2	326.6	325.3	325.0	325.0	326.0	329.2
4 Andrea DOVIZIOSO	ITA	DUCATI	329.1	329.0	328.6	328.4	328.1	328.6	329.1
25 Maverick VIÑALES	SPA	YAMAHA	328.7	328.4	327.0	327.0	326.9	327.6	328.7
26 Dani PEDROSA	SPA	HONDA	328.3	324.4	323.8	323.2	323.1	324.6	328.3
46 Valentino ROSSI	ITA	YAMAHA	328.0	327.1	325.1	325.0	324.3	325.9	328.0
44 Pol ESPARGARO	SPA	KTM	327.6	325.7	324.4	324.1	322.7	324.9	327.6
43 Jack MILLER	AUS	DUCATI	326.2	326.0	325.5	324.4	323.8	325.2	326.2
42 Alex RINS	SPA	SUZUKI	326.1	325.7	325.4	324.9	324.7	325.4	326.1
38 Bradley SMITH	GBR	KTM	325.6	323.2	322.7	322.6	322.3	323.1	325.6
41 Aleix ESPARGARO	SPA	APRILIA	325.6	324.9	324.2	324.1	324.0	324.6	325.6
5 Johann ZARCO	FRA	YAMAHA	325.5	325.3	325.2	325.0	323.7	324.9	325.5
29 Andrea IANNONE	ITA	SUZUKI	324.4	323.2	320.9	320.8	320.8	322.0	324.4
55 Hafizh SYAHRIN	MAL	YAMAHA	323.7	322.6	322.6	322.0	321.9	322.6	323.7
17 Karel ABRAHAM	CZE	DUCATI	323.5	323.1	322.8	322.8	322.4	322.9	323.5
30 Takaaki NAKAGAMI	JPN	HONDA	322.6	322.1	321.7	321.2	321.0	321.7	322.6
45 Scott REDDING	GBR	APRILIA	322.5	322.0	320.9	320.0	318.1	320.7	322.5
10 Xavier SIMEON	BEL	DUCATI	321.9	321.8	320.9	320.5	320.2	321.1	321.9
21 Franco MORBIDELLI	ITA	HONDA	320.8	320.6	319.4	319.3	318.3	319.7	320.8
12 Thomas LUTHI	SWI	HONDA	319.3	317.3	315.4	315.3	315.2	316.5	319.3

These data/results cannot be reproduced, stored and/or transmitted in whole or in part by any manner of electronic, mechanical, photocopying, recording, broadcasting or otherwise now known or herein after developed without the previous express consent by the copyright owner, except for reproduction in daily press and regular printed publications on sale to the public within 60 days of the event related to those data/results and always provided that copyright symbol appears together as follows below.

© DORNA, 2018

Official MotoGP Timing by TISSOT
www.motogp.com



Termas de Río Hondo, Friday, April 06, 2018



GRAN PREMIO MOTUL DE LA REPÚBLICA ARGENTINA

Free Practice Nr. 1

Chronological Analysis of Performances

5

* Lap / Sector time cancelled T1 Time from finish line to 1st intermediate T3 Time from 2nd intermed. to 3rd intermed.
P Crossing the finish line in pit lane T2 Time from 1st intermed. to 2nd intermed. T4 Time from 3rd intermediate to finish line
** Tyre data subject to further updates

Lap	Lap Time	T1	T2	T3	T4	Speed	Lap	Lap Time	T1	T2	T3	T4	Speed
1st	26	Dani PEDROSA		HONDA		SPA							
		Repsol Honda Team											
		Runs=3		Total laps=18		Full laps=13							
Run #	1	Front Tyre	Slick-Soft	Rear Tyre	Slick-Soft		Run #	3	Front Tyre	Slick-Soft	Rear Tyre	Slick-Hard	
		New Tyre		New Tyre					9 Laps at start		9 Laps at start		
1	2'14.641	33.839	26.141	28.558	25.052	283.1	10	4'09.983	31.914	24.596	26.341	23.345	313.6
2	1'47.011	30.888	24.798	27.190	24.135	279.5	11	1'41.154	28.973	23.791	25.579	22.811	327.3
3	1'43.874	29.997	24.260	26.153	23.464	312.0	12	1'47.207	33.064	24.686	26.289	23.168	321.0
4	1'43.800	30.148	24.185	25.948	23.519	306.7	13	1'40.856	28.908	23.782	25.483	22.683	329.2
5	1'42.606	29.582	24.014	25.751	23.259	323.1	14	1'42.428 P	31.048	24.820	26.616	19.944	328.5
6	1'42.331	29.511	24.011	25.692	23.117	319.8							
7	1'39.178 P	29.170	24.023	25.792	20.193	315.5							
Run #	2	Front Tyre	Slick-Soft	Rear Tyre	Slick-Soft		Run #	4	Front Tyre	Slick-Medium	Rear Tyre	Slick-Soft	
		7 Laps at start		7 Laps at start					New Tyre		New Tyre		
8	9'33.562	30.450	24.544	26.680	23.793	309.3	15	6'32.792	30.170	25.454	27.298	23.256	320.2
9	1'43.130	29.488	24.025	25.872	23.745	322.1	16	1'43.948	29.052	24.071	27.533	23.292	330.5
10	1'41.770	29.040	23.999	25.589	23.142	317.5	17	1'40.345	28.695	23.690	25.382	22.578	331.0
11	1'41.962	29.286	24.014	25.558	23.104	322.9	18	1'52.161	32.970	26.169	27.594	25.428	302.1
12	1'40.693 P	29.135	24.035	25.577	21.946	321.1							
Run #	3	Front Tyre	Slick-Medium	Rear Tyre	Slick-Medium								
		New Tyre		New Tyre									
13	8'59.954	31.270	24.899	26.928	23.830	311.2							
14	1'43.346	29.537	24.514	26.087	23.208	321.5							
15	1'41.282	29.084	23.899	25.496	22.803	323.2							
16	1'41.000	29.144	23.719	25.313	22.824	328.3							
17	1'40.303	28.631	23.672	25.260	22.740	324.4							
18	1'43.700	28.985	24.500	26.572	23.643	323.8							
2nd	35	Cal CRUTCHLOW		HONDA		GBR							
		LCR Honda CASTROL											
		Runs=4		Total laps=18		Full laps=12							
Run #	1	Front Tyre	Slick-Soft	Rear Tyre	Slick-Hard								
		New Tyre		New Tyre									
1	2'38.077	34.048	26.540	28.833	25.323	279.8							
2	1'49.427	31.724	26.642	26.717	24.344	311.0							
3	1'43.118	29.782	24.377	25.787	23.172	332.4							
4	1'46.410	29.982	26.628	26.680	23.120	328.5							
5	1'41.542	29.176	23.906	25.635	22.825	325.4							
6	1'43.496	30.310	24.133	25.926	23.127	322.1							
7	1'41.634	29.021	23.844	25.758	23.011	331.2							
8	1'39.924 P	29.078	23.897	25.661	21.288	330.0							
Run #	2	Front Tyre	Slick-Soft	Rear Tyre	Slick-Hard								
		8 Laps at start		8 Laps at start									
9	9'10.584 P	30.905	26.456	32.650	21.265	294.8							
3rd	29	Andrea IANNONE		SUZUKI		ITA							
		Team SUZUKI ECSTAR											
		Runs=4		Total laps=18		Full laps=11							
Run #	1	Front Tyre	Slick-Soft	Rear Tyre	Slick-Medium								
		New Tyre		New Tyre									
1	2'22.045	34.241	27.364	29.430	25.872	305.5							
2	1'43.951 P	31.029	25.420	27.019	20.483	318.6							
Run #	2	Front Tyre	Slick-Soft	Rear Tyre	Slick-Medium								
		2 Laps at start		2 Laps at start									
3	5'56.778	32.040	25.837	27.006	23.923	295.6							
4	1'43.512	29.911	24.543	25.855	23.203	317.7							
5	2'25.446	29.395	53.122	31.700	31.229	320.8							
6	1'43.230	29.830	24.437	25.703	23.260	317.4							
7	1'41.506	29.231	24.103	25.313	22.859	320.6							
8	1'44.372 P	30.884	25.592	27.245	20.651	313.1							
Run #	3	Front Tyre	Slick-Soft	Rear Tyre	Slick-Medium								
		8 Laps at start		8 Laps at start									
9	5'14.355	38.460	26.201	26.450	25.800	302.2							
10	1'42.705	29.645	24.259	25.864	22.937	320.9							
11	1'41.261	28.997	24.096	25.366	22.802	319.1							
12	1'44.008	29.419	24.803	25.877	23.909	323.2							
13	1'50.824	33.666	27.230	26.529	23.399	268.0							
14	1'40.422	28.803	23.837	25.118	22.664	324.4							
15	1'45.341 P	29.121	27.662	27.729	20.829	319.7							
Run #	4	Front Tyre	Slick-Medium	Rear Tyre	Slick-Soft								
		New Tyre		New Tyre									
16	6'57.608	34.432	30.667	25.741	22.800	174.1							
17	1'40.386	29.042	23.765	25.017	22.562	320.8							
18	1'40.928	28.587	23.683	25.062	23.596	320.5							

Fastest Lap: Dani PEDROSA Repsol Honda Team SPA 1'40.303 28.631 23.672 25.260 22.740

These data/results cannot be reproduced, stored and/or transmitted in whole or in part by any manner of electronic, mechanical, photocopying, recording, broadcasting or otherwise now known or herein after developed without the previous express consent by the copyright owner, except for reproduction in daily press and regular printed publications on sale to the public within 60 days of the event related to those data/results and always provided that copyright symbol appears together as follows below.
© DORNA, 2018



Free Practice Nr. 1

MotoGP

Lap	Lap Time	T1	T2	T3	T4	Speed	Lap	Lap Time	T1	T2	T3	T4	Speed	
4th	5	Johann ZARCO				YAMAHA FRA		17	1'41.048	29.300	23.701	25.255	22.792	321.3
		Monster Yamaha Tech 3						18	1'40.715	28.861	23.712	25.237	22.905	323.1
Runs=3 Total laps=20 Full laps=15														
Run #	1	Front Tyre	Slick-Soft	Rear Tyre	Slick-Soft									
			New Tyre		New Tyre									
1	2'13.804	31.242	26.049	27.875	24.726	263.6								
2	1'46.539	31.085	25.000	26.682	23.772	302.5								
3	1'44.338	29.799	24.629	26.342	23.568	314.9								
4	1'43.222	29.463	24.488	25.934	23.337	313.6								
5	1'42.850	29.291	24.301	25.962	23.296	322.6								
6	1'42.867	29.259	24.624	25.816	23.168	325.0								
7	1'43.630	29.167	24.381	25.788	24.294	318.1								
8	1'42.711	29.323	24.387	25.685	23.316	318.8								
9	1'39.821 P	29.078	24.268	25.828	20.647	322.1								
Run #	2	Front Tyre	Slick-Soft	Rear Tyre	Slick-Soft									
			9 Laps at start		9 Laps at start									
10	10'34.169	28.906	24.741	26.231	23.655	302.2								
11	1'42.089	29.332	24.090	25.615	23.052	322.5								
12	1'41.904	28.973	24.150	25.718	23.063	321.3								
13	1'43.171	30.079	24.240	25.688	23.164	320.7								
14	1'39.329 P	29.026	24.286	25.780	20.237	320.8								
Run #	3	Front Tyre	Slick-Soft	Rear Tyre	Slick-Medium									
			14 Laps at start		New Tyre									
15	4'46.724	28.483	24.429	25.825	22.999	317.0								
16	1'41.294	28.941	23.871	25.338	23.144	322.5								
17	1'42.077	29.509	24.000	25.487	23.081	325.3								
18	1'40.628	28.653	23.936	25.219	22.820	325.2								
19	1'40.614	28.710	23.805	25.274	22.825	323.7								
20	1'40.835	28.792	23.810	25.374	22.859	325.5								
5th	43	Jack MILLER				DUCATI AUS								
		Alma Pramac Racing												
Runs=3 Total laps=18 Full laps=13														
Run #	1	Front Tyre	Slick-Soft	Rear Tyre	Slick-Hard									
			New Tyre		New Tyre									
1	2'41.092	33.047	25.871	27.718	24.506	300.9								
2	1'44.794	30.367	24.323	26.208	23.896	323.2								
3	1'43.384	30.159	24.171	25.723	23.331	325.5								
4	1'42.586	29.496	24.152	25.698	23.240	326.2								
5	1'42.077	29.311	24.003	25.566	23.197	323.8								
6	1'44.345	31.328	24.155	25.804	23.058	319.9								
7	1'41.468	29.173	23.949	25.515	22.831	326.0								
8	1'42.554 P	29.832	24.330	26.817	21.575	321.2								
Run #	2	Front Tyre	Slick-Soft	Rear Tyre	Slick-Hard									
			8 Laps at start		8 Laps at start									
9	9'01.938	29.471	24.505	26.177	23.348	313.7								
10	1'41.574	29.067	23.948	25.501	23.058	321.0								
11	1'49.586	31.622	25.929	28.709	23.326	315.2								
12	1'41.676	29.264	23.906	25.455	23.051	324.4								
13	1'41.972 P	29.929	24.528	26.340	21.175	318.9								
Run #	3	Front Tyre	Slick-Soft	Rear Tyre	Slick-Medium									
			13 Laps at start		New Tyre									
14	8'19.535	30.955	25.244	28.958	25.664	298.7								
15	1'41.186	29.136	23.827	25.413	22.810	320.0								
16	1'47.373	29.903	26.689	27.569	23.212	245.6								
7th	46	Valentino ROSSI				YAMAHA ITA								
		Movistar Yamaha MotoGP												
Runs=4 Total laps=19 Full laps=13														
Run #	1	Front Tyre	Slick-Soft	Rear Tyre	Slick-Medium									
			New Tyre		New Tyre									
1	2'39.867	32.506	25.343	27.702	24.695	302.4								
2	1'44.550	30.362	24.316	26.313	23.559	324.3								
3	1'43.669	30.145	24.224	25.968	23.332	328.0								
4	1'42.573	29.369	24.157	25.906	23.141	327.1								
5	1'44.302	29.087	24.119	27.764	23.332	321.7								
6	1'42.395	29.156	24.300	25.819	23.120	325.0								
7	1'41.810	29.120	24.133	25.687	22.870	321.5								
8	1'46.455 P	32.940	26.118	26.288	21.109	283.8								
Run #	2	Front Tyre	Slick-Soft	Rear Tyre	Slick-Medium									
			8 Laps at start		8 Laps at start									
9	7'39.080	29.801	24.941	26.106	23.421	308.7								
10	1'41.816	29.122	24.083	25.573	23.038	323.8								
11	1'41.204	28.901	23.879	25.540	22.884	321.4								
12	1'41.555	28.887	23.875	25.502	23.291	322.4								
13	1'41.767	29.037	23.894	25.548	23.288	325.1								
14	1'42.320 P	30.825	24.778	26.688	20.029	316.6								
Run #	3	Front Tyre	Slick-Medium	Rear Tyre	Slick-Soft									
			New Tyre		New Tyre									
15	8'16.327 P	30.492	24.825	32.852	31.502	316.5								

Fastest Lap: Dani PEDROSA Repsol Honda Team SPA **1'40.303** 28.631 23.672 25.260 22.740

These data/results cannot be reproduced, stored and/or transmitted in whole or in part by any manner of electronic, mechanical, photocopying, recording, broadcasting or otherwise now known or herein after developed without the previous express consent by the copyright owner, except for reproduction in daily press and regular printed publications on sale to the public within 60 days of the event related to those data/results and always provided that copyright symbol appears together as follows below.
© DORNA, 2018



Free Practice Nr. 1

MotoGP

Lap	Lap Time	T1	T2	T3	T4	Speed	Lap	Lap Time	T1	T2	T3	T4	Speed
Run # 4	Front Tyre Slick-Medium		Rear Tyre Slick-Soft				14	6'41.385	30.304	23.976	25.994	22.976	326.5
	1 Laps at start		1 Laps at start				15	1'41.314	28.837	23.691	25.583	23.203	329.4
16	2'14.904	29.334	26.071	25.903	23.092	295.7	16	1'41.019	28.973	23.666	25.549	22.831	325.7
17	1'40.825	28.964	23.704	25.435	22.722	322.8	17	1'41.059	28.814	23.669	25.486	23.090	327.3
18	1'40.920	28.796	23.816	25.556	22.752	323.3							
19	1'41.247	29.141	23.739	25.511	22.856	324.2							
8th 4	Andrea DOVIZIOSO		DUCATI		ITA								
	Ducati Team												
	Runs=3		Total laps=17		Full laps=12								
Run # 1	Front Tyre Slick-Soft		Rear Tyre Slick-Hard				Run # 1	Front Tyre Slick-Soft		Rear Tyre Slick-Hard			
	New Tyre		New Tyre					New Tyre		New Tyre			
1	2'21.682	32.430	26.202	28.608	25.337	272.4	1	3'21.531	31.845	26.071	28.660	24.764	320.7
2	1'46.301	30.663	24.542	26.687	24.409	323.8	2	1'45.424	30.358	24.401	26.961	23.704	329.7
3	1'44.631	30.181	24.545	26.212	23.693	322.1	3	1'43.888	29.702	24.322	26.429	23.435	328.7
4	1'45.776	29.893	24.908	27.435	23.540	326.4	4	1'43.305	29.494	24.323	26.161	23.327	331.5
5	1'43.902	29.276	24.101	27.326	23.199	314.8	5	1'44.788	30.522	24.442	26.561	23.263	330.3
6	1'40.085 P	29.353	23.940	26.357	20.435	328.6	6	1'42.158	29.168	24.076	25.755	23.159	330.6
Run # 2	Front Tyre Slick-Soft		Rear Tyre Slick-Hard				Run # 2	Front Tyre Slick-Soft		Rear Tyre Slick-Hard			
	6 Laps at start		6 Laps at start					7 Laps at start		7 Laps at start			
7	9'09.604	29.819	24.468	26.083	23.429	324.4	8	10'45.802	30.557	24.806	26.423	25.459	320.4
8	1'42.018	29.243	23.925	25.661	23.189	327.7	9	1'42.195	29.272	23.913	25.937	23.073	329.5
9	1'41.942	28.948	23.888	25.800	23.306	329.1	10	1'41.854	29.158	23.876	25.760	23.060	330.6
10	1'42.194	28.992	23.840	25.841	23.521	328.4	unfinished	29.137	23.991	25.623		327.0	
11	1'41.503	28.785	23.887	25.710	23.121	327.0							
12	1'43.300 P	30.802	25.881	26.544	20.073	304.0							
Run # 3	Front Tyre Slick-Medium		Rear Tyre Slick-Medium				Run # 3	Front Tyre Slick-Medium		Rear Tyre Slick-Medium			
	New Tyre		New Tyre					New Tyre		New Tyre			
13	9'48.626	31.567	25.636	27.039	23.560	309.8	11	1'55.753	32.771	25.790	30.865	26.327	282.3
14	1'43.359	29.128	24.115	27.066	23.050	324.1	12	1'41.739	29.390	23.646	25.701	23.002	330.4
15	1'40.938	28.780	23.635	25.588	22.935	328.1	13	1'41.066	29.001	23.559	25.620	22.886	329.6
16	1'42.819	28.797	24.433	26.639	22.950	317.6	14	1'41.752	29.052	23.707	25.624	23.369	328.5
17	1'41.244	28.694	23.771	25.691	23.088	329.0	15	1'41.176	28.904	23.722	25.513	23.037	329.7
9th 99	Jorge LORENZO		DUCATI		SPA								
	Ducati Team												
	Runs=3		Total laps=17		Full laps=12								
Run # 1	Front Tyre Slick-Medium		Rear Tyre Slick-Hard				Run # 1	Front Tyre Slick-Soft		Rear Tyre Slick-Soft			
	New Tyre		New Tyre					New Tyre		New Tyre			
1	2'00.168	32.208	26.151	28.436	25.072	298.9	1	2'19.090	36.690	26.257	28.291	24.489	282.2
2	1'47.179	31.398	24.636	27.049	24.096	317.2	2	1'45.274	30.373	24.592	26.723	23.586	321.2
3	1'45.933	30.277	25.682	26.430	23.544	327.1	3	1'43.156	29.598	24.202	26.175	23.181	318.8
4	1'43.486	29.721	24.057	26.226	23.482	329.9	4	1'43.154	29.388	23.994	26.487	23.285	321.9
5	1'42.853	29.321	23.936	26.081	23.515	330.1	5	1'43.181	29.760	24.253	25.987	23.181	307.0
6	1'42.217	29.191	23.897	25.832	23.297	329.7	6	1'41.713	28.924	23.926	25.855	23.008	320.9
7	1'41.808	29.161	23.830	25.738	23.079	328.2	7	1'44.328 P	29.124	26.807	27.427	20.970	264.1
8	1'43.240 P	30.813	24.190	26.363	21.874	326.4							
Run # 2	Front Tyre Slick-Medium		Rear Tyre Slick-Hard				Run # 2	Front Tyre Slick-Soft		Rear Tyre Slick-Soft			
	8 Laps at start		8 Laps at start					7 Laps at start		7 Laps at start			
9	12'58.916	29.256	24.305	25.989	23.190	320.3	8	11'33.103	36.466	26.090	27.350	23.815	296.9
10	1'42.857	28.968	24.791	26.001	23.097	327.0	9	1'43.587	29.485	24.336	26.353	23.413	317.5
11	1'41.743	28.852	23.853	25.813	23.225	327.0	10	1'42.741	29.239	24.111	26.085	23.306	319.3
12	1'41.830	29.036	23.976	25.767	23.051	325.4	11	1'42.100	29.013	24.034	25.857	23.196	323.7
13	1'38.853 P	28.923	23.746	25.661	20.523	328.5	12	1'47.206 P	32.470	26.751	26.272	21.713	291.6
Run # 3	Front Tyre Slick-Soft		Rear Tyre Slick-Medium				Run # 3	Front Tyre Slick-Medium		Rear Tyre Slick-Medium			
	New Tyre		New Tyre					New Tyre		New Tyre			
13	7'53.412	37.574	31.163	31.180	25.622	191.1	13	1'42.495	29.650	23.952	25.937	22.956	322.6
14	1'42.495	29.650	23.952	25.937	22.956	322.6	14	1'41.147	28.782	23.873	25.596	22.896	322.6
15	1'41.147	28.782	23.873	25.596	22.896	322.6	15	1'41.094	28.683	23.786	25.756	22.869	320.8
16	1'41.094	28.683	23.786	25.756	22.869	320.8							

Fastest Lap: Dani PEDROSA Repsol Honda Team SPA **1'40.303** 28.631 23.672 25.260 22.740

These data/results cannot be reproduced, stored and/or transmitted in whole or in part by any manner of electronic, mechanical, photocopying, recording, broadcasting or otherwise now known or herein after developed without the previous express consent by the copyright owner, except for reproduction in daily press and regular printed publications on sale to the public within 60 days of the event related to those data/results and always provided that copyright symbol appears together as follows below.
© DORNA, 2018

Official MotoGP Timing by TISSOT
www.motogp.com



Free Practice Nr. 1

MotoGP

Lap	Lap Time	T1	T2	T3	T4	Speed	Lap	Lap Time	T1	T2	T3	T4	Speed	
17	1'51.314	28.831	25.182	31.824	25.477	322.0	16	5'46.620	29.340	24.458	26.111	28.107	314.5	
12th	41	Aleix ESPARGARO APRILIA SPA Aprilia Racing Team Gresini						17	1'46.165	29.203	25.751	27.551	23.660	325.2
		Runs=3 Total laps=20 Full laps=15						18	1'41.691	29.388	23.772	25.550	22.981	326.4
Run # 1	Front Tyre	Slick-Soft	Rear Tyre	Slick-Soft			19	1'44.528	29.412	25.229	26.247	23.640	322.8	
		New Tyre	New Tyre				20	1'41.224	28.914	23.931	25.464	22.915	327.0	
1	2'37.479	35.121	26.013	28.671	25.688	300.3	14th	38	Bradley SMITH KTM GBR Red Bull KTM Factory Racing					
2	1'46.699	31.021	24.742	26.653	24.283	324.0			Runs=3 Total laps=18 Full laps=12					
3	1'46.373	30.271	25.985	26.238	23.879	325.6	Run # 1	Front Tyre	Slick-Soft	Rear Tyre	Slick-Soft			
4	1'43.925	29.944	24.289	26.043	23.649	318.9			New Tyre	New Tyre				
5	1'43.531	29.729	24.238	26.063	23.501	318.1	1	2'05.288	32.794	26.218	28.525	25.654	273.6	
6	1'42.987	29.510	24.092	25.891	23.494	324.2	2	1'47.911	31.579	24.833	27.244	24.255	307.7	
7	1'43.294	29.428	24.131	26.303	23.432	324.9	3	1'45.047	30.288	24.595	26.528	23.636	318.0	
8	1'42.276	29.271	24.058	25.753	23.194	324.1	4	1'43.946	29.804	24.394	26.238	23.510	317.6	
9	1'42.613 P	31.796	24.166	25.869	20.782	311.8	5	1'43.005	29.527	24.354	25.984	23.140	312.0	
Run # 2	Front Tyre	Slick-Soft	Rear Tyre	Slick-Soft			6	1'42.915	29.358	24.239	26.122	23.196	322.6	
		9 Laps at start		9 Laps at start			7	1'49.528 P	32.090	26.001	30.465	20.972	288.0	
10	6'57.854	33.529	25.219	26.353	23.556	291.4	Run # 2	Front Tyre	Slick-Soft	Rear Tyre	Slick-Soft			
11	1'43.072	29.517	24.318	25.945	23.292	317.2			7 Laps at start		7 Laps at start			
12	1'42.690	29.391	24.266	25.786	23.247	316.4	8	10'01.292	31.476	25.121	26.627	24.112	307.7	
13	1'42.127	29.227	24.047	25.721	23.132	321.7	9	1'43.392	29.623	24.263	26.087	23.419	322.7	
14	1'46.541 P	29.995	25.445	26.648	24.453	319.7	10	1'43.399	29.544	24.313	26.212	23.330	321.5	
Run # 3	Front Tyre	Slick-Medium	Rear Tyre	Slick-Medium			11	1'42.900	29.381	24.253	25.935	23.331	322.3	
		New Tyre	New Tyre				12	1'47.658 P	32.285	26.410	27.563	21.400	292.8	
15	7'37.231	31.863	24.996	26.781	23.554	309.0	Run # 3	Front Tyre	Slick-Medium	Rear Tyre	Slick-Medium			
16	1'42.286	29.474	24.026	25.792	22.994	320.9			New Tyre	New Tyre				
17	1'41.898	29.160	23.965	25.685	23.088	319.4	13	7'46.224	31.687	25.303	26.973	23.435	294.5	
18	1'41.465	29.030	23.901	25.558	22.976	319.2	14	1'42.414	29.358	24.139	25.961	22.956	323.2	
19	1'42.640	30.174	23.794	25.520	23.152	322.7	15	1'41.875	29.079	24.019	25.834	22.943	321.3	
20	1'41.163	29.075	23.838	25.451	22.799	323.3	16	1'41.286	28.877	23.923	25.611	22.875	322.3	
13th	25	Maverick VIÑALES YAMAHA SPA Movistar Yamaha MotoGP						17	2'06.320	28.914	26.453	44.050	26.903	325.6
		Runs=3 Total laps=20 Full laps=15						18	1'46.543 P	32.394	27.394	26.571	20.184	251.1
Run # 1	Front Tyre	Slick-Soft	Rear Tyre	Slick-Soft			15th	45	Scott REDDING APRILIA GBR Aprilia Racing Team Gresini					
		New Tyre	New Tyre						Runs=3 Total laps=15 Full laps=10					
1	2'50.378	31.801	25.480	27.938	24.430	300.5	Run # 1	Front Tyre	Slick-Soft	Rear Tyre	Slick-Soft			
2	1'45.672	30.716	24.593	26.717	23.646	328.4			New Tyre	New Tyre				
3	1'43.740	29.718	24.513	26.148	23.361	324.1	1	2'51.644	34.420	25.852	27.546	24.232	288.2	
4	1'43.207	29.643	24.508	25.905	23.151	319.8	2	1'46.397	30.336	24.553	26.252	25.256	314.0	
5	1'42.548	29.396	24.267	25.829	23.056	327.0	3	1'44.366	29.773	24.954	26.066	23.573	316.8	
6	1'43.522	29.358	24.260	25.695	24.209	328.7	4	1'43.332	29.538	24.389	25.843	23.562	318.1	
7	1'42.029	29.219	24.047	25.619	23.144	323.7	5	1'43.246	29.396	24.249	26.096	23.505	316.7	
8	1'41.864	29.202	24.026	25.595	23.041	326.8	6	1'46.689 P	31.839	25.949	27.684	21.217	302.8	
9	1'40.162 P	29.507	24.141	25.748	20.766	325.0	Run # 2	Front Tyre	Slick-Soft	Rear Tyre	Slick-Soft			
Run # 2	Front Tyre	Slick-Soft	Rear Tyre	Slick-Soft					6 Laps at start		6 Laps at start			
		New Tyre	New Tyre	9 Laps at start			7	12'09.948	30.588	24.739	26.270	23.592	305.3	
10	8'32.650	30.247	24.365	25.805	23.156	323.4	8	1'43.402	29.492	24.436	26.061	23.413	320.9	
11	1'41.610	29.101	23.900	25.509	23.100	326.7	9	1'42.446	29.391	24.096	25.837	23.122	320.0	
12	1'42.775	29.414	24.035	25.974	23.352	325.2	10	1'42.255	29.267	24.059	25.675	23.254	318.0	
13	1'41.809	29.140	23.977	25.664	23.028	326.6	11	1'45.664 P	34.123	24.431	25.991	21.119	317.5	
14	1'41.494	29.088	23.906	25.591	22.909	325.5	Run # 3	Front Tyre	Slick-Soft	Rear Tyre	Slick-Medium			
15	1'38.533 P	29.017	23.919	25.483	20.114	326.9			11 Laps at start		New Tyre			
Run # 3	Front Tyre	Slick-Soft	Rear Tyre	Slick-Soft			12	10'26.326	31.059	30.915	26.880	23.626	158.5	
		6 Laps at start		New Tyre			13	1'41.435	29.070	23.906	25.513	22.946	322.0	

Fastest Lap: Dani PEDROSA Repsol Honda Team SPA **1'40.303** 28.631 23.672 25.260 22.740

These data/results cannot be reproduced, stored and/or transmitted in whole or in part by any manner of electronic, mechanical, photocopying, recording, broadcasting or otherwise now known or herein after developed without the previous express consent by the copyright owner, except for reproduction in daily press and regular printed publications on sale to the public within 60 days of the event related to those data/results and always provided that copyright symbol appears together as follows below.
© DORNA, 2018

Official MotoGP Timing by TISSOT
www.motogp.com



Free Practice Nr. 1

MotoGP

Lap	Lap Time	T1	T2	T3	T4	Speed
14	1'41.346	29.016	23.875	25.463	22.992	322.5
15	1'49.700	34.906	24.399	26.290	24.105	316.1

16th 44 **Po ESPARGARO** KTM SPA
 Red Bull KTM Factory Racing
 Runs=3 Total laps=18 Full laps=12

Run #	1	Front Tyre	Slick-Soft	Rear Tyre	Slick-Soft	Speed
			New Tyre	New Tyre		
1	2'10.204	34.223	26.844	30.846	24.914	269.4
2	1'52.238	33.046	27.892	27.577	23.723	295.5
3	1'43.846	29.913	24.416	26.091	23.426	306.0
4	1'43.175	29.796	24.188	25.785	23.406	312.6
5	1'42.767	29.513	24.133	25.941	23.180	327.6
6	1'42.632	29.447	24.077	25.833	23.275	324.1
7	1'43.524	29.377	24.221	25.798	24.128	321.0
8	1'48.164 P	32.359	26.614	28.032	21.159	288.6

Run #	2	Front Tyre	Slick-Soft	Rear Tyre	Slick-Soft	Speed
			8 Laps at start	8 Laps at start		
9	10'09.240	33.402	26.669	26.694	26.513	293.7
10	1'43.361	29.654	24.391	25.972	23.344	311.4
11	1'42.897	29.296	24.343	25.908	23.350	315.8
12	1'44.633 *	29.437	25.732	25.925*	23.539	310.6
13	1'49.025	29.242	24.640	30.920	24.223	316.6
14	1'42.602 P	29.621	24.257	27.867	20.857	322.7

Run #	3	Front Tyre	Slick-Medium	Rear Tyre	Slick-Medium	Speed
			New Tyre	New Tyre		
15	7'15.184	31.983	24.471	26.016	23.077	318.9
16	1'42.073	29.111	24.049	25.997	22.916	325.7
17	1'41.355	28.998	23.788	25.631	22.938	324.4
18	1'52.838	33.263	27.512	26.218	25.845	304.6

17th 53 **Tito RABAT** DUCATI SPA
 Reale Avintia Racing
 Runs=3 Total laps=22 Full laps=17

Run #	1	Front Tyre	Slick-Soft	Rear Tyre	Slick-Soft	Speed
			New Tyre	New Tyre		
1	2'13.201	31.306	26.017	28.781	25.345	252.6
2	1'48.714	31.806	25.143	27.224	24.541	290.1
3	1'44.246	29.999	24.292	26.317	23.638	305.3
4	1'44.312	29.812	24.521	26.518	23.461	308.0
5	1'43.587	29.783	24.252	26.002	23.550	317.9
6	1'42.497	29.300	23.967	25.912	23.318	321.9
7	1'39.187 P	29.363	24.043	25.942	19.839	317.5

Run #	2	Front Tyre	Slick-Soft	Rear Tyre	Slick-Soft	Speed
			7 Laps at start	7 Laps at start		
8	6'01.613	30.137	24.835	26.634	23.699	314.0
9	1'42.898	29.626	24.063	25.929	23.280	323.2
10	1'42.348	29.323	23.926	25.816	23.283	325.0
11	1'42.389	29.338	24.060	25.722	23.269	325.0
12	1'42.411	29.381	23.903	25.881	23.246	326.6
13	1'42.258	29.178	23.886	25.829	23.365	324.3
14	1'42.255	29.281	23.955	25.759	23.260	324.1
15	1'41.957	29.055	24.071	25.725	23.106	325.0
16	1'41.870	29.208	23.878	25.738	23.046	325.3
17	1'38.410 P	29.158	23.784	25.820	19.648	329.2

Run #	3	Front Tyre	Slick-Medium	Rear Tyre	Slick-Medium	Speed
			New Tyre	New Tyre		
18	5'22.199	29.335	24.416	26.119	24.914	301.1
19	1'45.318	29.551	23.736	26.448	25.583	324.1
20	1'47.643	29.317	25.598	25.779	26.949	301.5
21	1'42.190	29.135	23.728	25.663	23.664	320.5
22	1'41.421	29.207	23.557	25.712	22.945	322.3

18th 30 **Takaaki NAKAGAMI** HONDA JPN
 LCR Honda IDEMITSU
 Runs=3 Total laps=20 Full laps=15

Run #	1	Front Tyre	Slick-Soft	Rear Tyre	Slick-Soft	Speed
			New Tyre	New Tyre		
1	2'33.129	33.649	26.864	29.540	25.235	270.1
2	1'47.370	31.328	25.013	27.155	23.874	317.1
3	1'44.638	30.216	24.488	26.453	23.481	321.0
4	1'43.689	29.832	24.231	26.107	23.519	318.6
5	1'43.466	29.850	24.248	26.183	23.185	317.7
6	1'51.128	34.176	26.665	26.403	23.884	274.2
7	1'43.052	29.719	24.218	25.930	23.185	322.6
8	1'42.349	29.416	24.055	25.783	23.095	319.3
9	1'42.195	29.284	24.153	25.810	22.948	316.8
10	1'46.645 P	30.924	25.594	27.944	22.183	289.0

Run #	2	Front Tyre	Slick-Soft	Rear Tyre	Slick-Soft	Speed
			10 Laps at start	10 Laps at start		
11	7'52.688	33.677	29.885	27.498	23.906	241.7
12	1'43.301	29.717	24.273	26.071	23.240	317.9
13	1'42.533	29.292	24.152	26.074	23.015	318.0
14	1'41.714	29.029	24.005	25.665	23.015	320.0
15	1'42.069	29.088	24.055	25.906	23.020	319.4
16	1'48.654 P	31.726	26.881	27.994	22.053	282.6

Run #	3	Front Tyre	Slick-Soft	Rear Tyre	Slick-Soft	Speed
			16 Laps at start	16 Laps at start		
17	6'20.434	32.784	35.735	28.465	23.864	120.7
18	1'42.002	29.300	23.938	25.715	23.049	321.2
19	1'41.449	28.943	23.871	25.576	23.059	321.7
20	1'53.498	29.026	27.426	31.155	25.891	322.1

19th 21 **Franco MORBIDELLI** HONDA ITA
 EG 0,0 Marc VDS
 Runs=3 Total laps=19 Full laps=14

Run #	1	Front Tyre	Slick-Soft	Rear Tyre	Slick-Soft	Speed
			New Tyre	New Tyre		
1	2'19.529	33.148	26.062	28.108	24.562	288.4
2	1'45.359	30.611	24.557	26.514	23.677	311.4
3	1'44.750	29.973	24.506	26.194	24.077	315.2
4	1'44.376	29.826	24.669	26.337	23.544	306.9
5	1'43.604	29.736	24.162	26.128	23.578	320.8
6	1'43.483	29.670	24.405	26.047	23.361	314.9
7	1'40.460 P	29.648	24.455	26.143	20.214	309.6

Run #	2	Front Tyre	Slick-Soft	Rear Tyre	Slick-Soft	Speed
			7 Laps at start	7 Laps at start		
8	7'16.088	33.173	25.537	26.804	23.783	302.3
9	1'43.440	29.528	24.332	26.102	23.478	317.1
10	1'43.431	29.394	24.418	26.013	23.606	316.4
11	1'43.102	29.326	24.317	26.069	23.390	318.0

Fastest Lap: Dani PEDROSA Repsol Honda Team SPA **1'40.303** 28.631 23.672 25.260 22.740

These data/results cannot be reproduced, stored and/or transmitted in whole or in part by any manner of electronic, mechanical, photocopying, recording, broadcasting or otherwise now known or herein after developed without the previous express consent by the copyright owner, except for reproduction in daily press and regular printed publications on sale to the public within 60 days of the event related to those data/results and always provided that copyright symbol appears together as follows below.
 © DORNA, 2018

Official MotoGP Timing by TISSOT
 www.motogp.com



Free Practice Nr. 1

MotoGP

Lap	Lap Time	T1	T2	T3	T4	Speed	Lap	Lap Time	T1	T2	T3	T4	Speed
12	1'42.841	29.306	24.287	25.915	23.333	318.3	10	1'45.700	29.569	26.664	26.270	23.197	320.5
13	1'42.709	29.250	24.131	26.002	23.326	319.3	11	1'41.969	29.220	24.015	25.669	23.065	322.7
14	1'45.579 P	32.091	25.549	27.350	20.589	299.1	12	1'42.570	29.448	24.065	25.830	23.227	324.7
Run # 3	Front Tyre	Slick-Medium	Rear Tyre	Slick-Medium			13	1'41.922	29.309	23.949	25.598	23.066	324.9
	New Tyre	New Tyre		New Tyre			14	1'43.994 P	31.872	24.724	26.836	20.562	313.3
15	8'41.299	35.945	32.407	27.661	25.574	189.6	Run # 3	Front Tyre	Slick-Soft	Rear Tyre	Slick-Soft		
16	1'42.240	29.361	23.934	25.944	23.001	319.4		New Tyre	New Tyre				
17	1'41.566	28.979	24.069	25.634	22.884	320.6	15	5'57.377	30.593	24.575	26.725	24.063	316.2
18	1'41.538	28.887	24.164	25.608	22.879	317.5	16	1'43.230	29.477	23.904	25.706	24.143	322.1
19	1'48.146	32.315	24.778	27.470	23.583	317.3	17	1'43.011	29.846	24.026	26.104	23.035	323.2

20th 19 Alvaro BAUTISTA DUCATI SPA
 Angel Nieto Team
 Runs=3 Total laps=19 Full laps=14

Run #	Front Tyre	Slick-Soft	Rear Tyre	Slick-Soft	Speed
1	2'17.889	33.222	25.471	28.573	316.5
2	1'45.337	30.633	24.130	26.900	325.1
3	1'44.481	30.062	24.175	26.306	327.6
4	1'44.191	30.062	24.243	26.341	330.9
5	1'43.915	29.985	24.099	26.257	324.0
6	1'43.499	29.845	24.056	26.183	323.6
7	1'43.422 P	29.870	24.835	26.962	313.2

Run #	Front Tyre	Slick-Soft	Rear Tyre	Slick-Soft	Speed
Run # 2					
	7 Laps at start		7 Laps at start		
8	8'07.403	30.528	24.455	26.272	315.8
9	1'43.722	29.527	24.155	25.995	322.2
10	1'43.046	29.753	23.997	25.913	322.5
11	1'43.006	29.393	23.952	25.989	324.4
12	1'42.888	29.520	23.934	25.901	325.4
13	1'42.867	29.318	24.024	26.003	322.4
14	1'42.453 P	29.357	24.457	26.771	320.3

Run #	Front Tyre	Slick-Soft	Rear Tyre	Slick-Medium	Speed	
Run # 3						
	New Tyre	New Tyre		New Tyre		
15	8'11.541	30.295	26.828	26.316	296.2	
16	1'46.976	29.466	24.969	29.252	325.1	
17	1'41.624	29.175	23.681	25.617	23.151	330.4
18	1'43.078	29.589	23.792	26.060	325.1	
19	1'42.044	29.267	23.817	25.687	322.8	

21st 42 Alex RINS SUZUKI SPA
 Team SUZUKI ECSTAR
 Runs=3 Total laps=20 Full laps=15

Run #	Front Tyre	Slick-Medium	Rear Tyre	Slick-Medium	Speed
Run # 1					
	New Tyre	New Tyre		New Tyre	
1	2'24.473	31.263	25.257	28.173	315.9
2	1'46.875	30.787	24.447	26.985	320.2
3	1'43.493	30.002	24.104	25.882	326.1
4	1'43.123	29.650	24.126	25.889	325.7
5	1'45.197	29.305	24.115	28.473	322.5
6	1'42.184	29.300	24.031	25.786	322.7
7	1'43.444 P	32.199	24.574	26.348	325.4

Run #	Front Tyre	Slick-Medium	Rear Tyre	Slick-Medium	Speed
Run # 2					
	7 Laps at start		7 Laps at start		
8	8'55.580	32.154	24.615	26.068	317.0
9	1'42.729	29.751	23.941	25.672	322.2

22nd 10 Xavier SIMEON DUCATI BEL
 Reale Avintia Racing
 Runs=3 Total laps=17 Full laps=12

Run #	Front Tyre	Slick-Soft	Rear Tyre	Slick-Soft	Speed
Run # 1					
	New Tyre	New Tyre		New Tyre	
1	2'23.265	34.170	26.166	28.515	301.6
2	1'48.019	31.276	24.963	27.104	320.2
3	1'47.657	30.732	24.874	27.444	308.5
4	1'59.216	30.109	36.403	28.754	321.9
5	1'44.345	29.707	24.473	26.263	320.9
6	1'50.054	34.549	24.745	26.620	317.7
7	1'44.374	29.871	24.343	26.379	321.8
8	1'44.728 P	31.252	24.646	27.279	320.0

Run #	Front Tyre	Slick-Soft	Rear Tyre	Slick-Soft	Speed
Run # 2					
	8 Laps at start		8 Laps at start		
9	13'21.724	29.962	25.044	26.705	320.0
10	1'44.219	29.678	24.605	26.078	307.0
11	1'43.483	29.451	24.348	26.053	318.3
12	1'43.527	29.432	24.271	26.062	318.9
13	1'43.509 P	30.791	24.350	26.446	315.4

Run #	Front Tyre	Slick-Soft	Rear Tyre	Slick-Medium	Speed	
Run # 3						
	13 Laps at start		New Tyre			
14	4'48.012	30.573	24.770	26.455	318.4	
15	1'42.441	29.242	24.066	25.783	23.350	320.5
16	1'42.192	29.108	23.907	25.764	319.8	
17	1'45.238	31.119	24.179	26.016	318.5	

23rd 12 Thomas LUTHI HONDA SWI
 EG 0,0 Marc VDS
 Runs=2 Total laps=19 Full laps=16

Run #	Front Tyre	Slick-Soft	Rear Tyre	Slick-Soft	Speed	
Run # 1						
	New Tyre	New Tyre		New Tyre		
1	2'13.588	32.899	26.731	28.262	249.5	
2	1'48.563	31.747	25.402	27.053	272.6	
3	1'45.955	30.120	24.893	26.417	286.9	
4	1'46.261	30.458	25.734	26.536	319.3	
5	1'43.556	29.670	24.367	26.050	314.3	
6	1'43.577	29.711	24.356	26.139	23.371	310.1
7	1'44.675	29.614	24.388	26.526	312.0	
8	1'41.099 P	29.523	24.672	25.963	309.4	

Fastest Lap: Dani PEDROSA Repsol Honda Team SPA **1'40.303** 28.631 23.672 25.260 22.740

These data/results cannot be reproduced, stored and/or transmitted in whole or in part by any manner of electronic, mechanical, photocopying, recording, broadcasting or otherwise now known or herein after developed without the previous express consent by the copyright owner, except for reproduction in daily press and regular printed publications on sale to the public within 60 days of the event related to those data/results and always provided that copyright symbol appears together as follows below.
 © DORNA, 2018

Official MotoGP Timing by TISSOT
 www.motogp.com



Free Practice Nr. 1

MotoGP

Lap	Lap Time	T1	T2	T3	T4	Speed	Lap	Lap Time	T1	T2	T3	T4	Speed
Run #	2	Front Tyre	Slick-Soft		Rear Tyre	Slick-Soft		8 Laps at start		8 Laps at start			
9	13'17.844	33.995	28.771	28.306	23.851	290.5							
10	1'43.848	29.630	24.599	26.235	23.384	306.2							
11	1'43.367	29.459	24.593	25.936	23.379	309.9							
12	1'43.249	29.291	24.430	25.995	23.533	311.6							
13	1'43.511	29.363	24.616	26.087	23.445	311.5							
14	1'43.053	29.225	24.451	25.998	23.379	311.9							
15	1'43.244	29.444	24.276	26.117	23.407	315.4							
16	1'43.010	29.187	24.340	26.035	23.448	317.3							
17	1'51.714	30.472	27.049	29.770	24.423	285.6							
18	1'44.079	29.321	24.500	26.609	23.649	315.2							
19	1'42.698	29.149	24.175	25.866	23.508	315.3							

24th **17** **Karel ABRAHAM** DUCATI CZE
Angel Nieto Team

Runs=3 Total laps=17 Full laps=12

Run #	1	Front Tyre	Slick-Soft		Rear Tyre	Slick-Soft	
			New Tyre			New Tyre	
1	2'05.858	35.139	26.704	30.367	26.466	266.5	
2	1'49.975	32.281	24.847	27.799	25.048	301.4	
3	1'49.206	31.503	25.133	28.215	24.355	320.3	
4	1'45.963	30.483	24.841	26.868	23.771	322.8	
5	1'44.176	30.171	24.214	26.253	23.538	323.1	
6	1'45.019	30.340	24.428	26.467	23.784	312.7	
7	1'42.988 P	30.444	24.428	26.807	21.309	318.5	
Run #	2	Front Tyre	Slick-Soft		Rear Tyre	Slick-Soft	
			7 Laps at start			7 Laps at start	
8	11'07.366	31.450	25.176	27.665	24.276	301.7	
9	1'44.413	29.977	24.315	26.376	23.745	320.5	
10	1'49.303	30.287	24.472	27.390	27.154	315.1	
11	1'44.865	30.172	24.439	26.428	23.826	318.7	
12	1'45.552 P	33.287	24.737	26.749	20.779	310.1	
Run #	3	Front Tyre	Slick-Medium		Rear Tyre	Slick-Medium	
			New Tyre			New Tyre	
13	8'22.429	30.664	24.873	26.845	26.788	310.2	
14	1'45.028	29.746	24.002	25.991	25.289	322.8	
15	1'44.241	29.502	24.532	26.390	23.817	321.9	
16	1'43.354	29.376	24.533	26.066	23.379	322.4	
17	1'42.857	29.616	24.002	25.817	23.422	323.5	

Fastest Lap: Dani PEDROSA Repsol Honda Team SPA **1'40.303** 28.631 23.672 25.260 22.740

These data/results cannot be reproduced, stored and/or transmitted in whole or in part by any manner of electronic, mechanical, photocopying, recording, broadcasting or otherwise now known or herein after developed without the previous express consent by the copyright owner, except for reproduction in daily press and regular printed publications on sale to the public within 60 days of the event related to those data/results and always provided that copyright symbol appears together as follows below.
© DORNA, 2018

Official MotoGP Timing by TISSOT
www.motogp.com



Termas de Río Hondo, Friday, April 06, 2018

Page 7 of 7



4806 m.

GRAN PREMIO MOTUL DE LA REPÚBLICA ARGENTINA

Free Practice Nr. 1

Best Partial Times

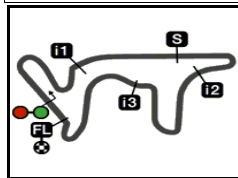
IT Ideal Lap Time, sum of the best partial times

BT Best Lap Time

T1		T2		T3		T4				IT	BT	
Pos	Rider	Time	Rider	Time	Rider	Time	Rider	Time	Pos	Rider	IT	BT
1	A.IANNONE	28.587	T.RABAT	23.557	A.IANNONE	25.017	A.IANNONE	22.562	1	A.IANNONE	1'39.849	1'40.386 (3)
2	D.PEDROSA	28.631	D.PETRUCCI	23.559	J.ZARCO	25.219	C.CRUTCHLOW	22.578	2	D.PEDROSA	1'40.303	1'40.303 (1)
3	J.ZARCO	28.653	A.DOVIZIOSO	23.635	J.MILLER	25.237	V.ROSSI	22.722	3	C.CRUTCHLO	1'40.345	1'40.345 (2)
4	M.MARQUEZ	28.662	J.LORENZO	23.666	D.PEDROSA	25.260	D.PEDROSA	22.740	4	J.ZARCO	1'40.497	1'40.614 (4)
5	H.SYHRIN	28.683	D.PEDROSA	23.672	M.MARQUEZ	25.319	M.MARQUEZ	22.774	5	M.MARQUEZ	1'40.503	1'40.781 (6)
6	A.DOVIZIOSO	28.694	A.BAUTISTA	23.681	C.CRUTCHLOW	25.382	J.MILLER	22.792	6	J.MILLER	1'40.591	1'40.715 (5)
7	C.CRUTCHLOW	28.695	A.IANNONE	23.683	V.ROSSI	25.435	A.ESPARGARO	22.799	7	V.ROSSI	1'40.657	1'40.825 (7)
8	V.ROSSI	28.796	C.CRUTCHLOW	23.690	A.ESPARGARO	25.451	J.ZARCO	22.820	8	J.LORENZO	1'40.797	1'41.019 (9)
9	J.LORENZO	28.814	J.MILLER	23.701	S.REDDING	25.463	J.LORENZO	22.831	9	A.DOVIZIOSO	1'40.852	1'40.938 (8)
10	J.MILLER	28.861	V.ROSSI	23.704	M.VIÑALES	25.464	H.SYHRIN	22.869	10	D.PETRUCCI	1'40.862	1'41.066 (10)
11	B.SMITH	28.877	M.MARQUEZ	23.748	J.LORENZO	25.486	B.SMITH	22.875	11	H.SYHRIN	1'40.934	1'41.094 (11)
12	F.MORBIDELLI	28.887	M.VIÑALES	23.772	D.PETRUCCI	25.513	F.MORBIDELLI	22.879	12	M.VIÑALES	1'41.059	1'41.224 (13)
13	D.PETRUCCI	28.904	H.SYHRIN	23.786	T.NAKAGAMI	25.576	D.PETRUCCI	22.886	13	A.ESPARGAR	1'41.074	1'41.163 (12)
14	M.VIÑALES	28.914	P.ESPARGARO	23.788	A.DOVIZIOSO	25.588	M.VIÑALES	22.909	14	T.RABAT	1'41.220	1'41.421 (17)
15	T.NAKAGAMI	28.943	A.ESPARGARO	23.794	H.SYHRIN	25.596	P.ESPARGARO	22.916	15	B.SMITH	1'41.286	1'41.286 (14)
16	P.ESPARGARO	28.998	J.ZARCO	23.805	A.RINS	25.598	A.DOVIZIOSO	22.935	16	S.REDDING	1'41.300	1'41.346 (15)
17	S.REDDING	29.016	T.NAKAGAMI	23.871	F.MORBIDELLI	25.608	T.RABAT	22.945	17	F.MORBIDELLI	1'41.308	1'41.538 (19)
18	A.ESPARGARO	29.030	S.REDDING	23.875	B.SMITH	25.611	S.REDDING	22.946	18	P.ESPARGAR	1'41.333	1'41.355 (16)
19	T.RABAT	29.055	A.RINS	23.904	A.BAUTISTA	25.617	T.NAKAGAMI	22.948	19	T.NAKAGAMI	1'41.338	1'41.449 (18)
20	X.SIMEON	29.108	X.SIMEON	23.907	P.ESPARGARO	25.631	A.RINS	23.007	20	A.BAUTISTA	1'41.624	1'41.624 (20)
21	T.LUTHI	29.149	B.SMITH	23.923	T.RABAT	25.663	A.BAUTISTA	23.151	21	A.RINS	1'41.705	1'41.802 (21)
22	A.BAUTISTA	29.175	F.MORBIDELLI	23.934	X.SIMEON	25.764	X.SIMEON	23.350	22	X.SIMEON	1'42.129	1'42.192 (22)
23	A.RINS	29.196	K.ABRAHAM	24.002	K.ABRAHAM	25.817	T.LUTHI	23.371	23	T.LUTHI	1'42.561	1'42.698 (23)
24	K.ABRAHAM	29.376	T.LUTHI	24.175	T.LUTHI	25.866	K.ABRAHAM	23.379	24	K.ABRAHAM	1'42.574	1'42.857 (24)

These data/results cannot be reproduced, stored and/or transmitted in whole or in part by any manner of electronic, mechanical, photocopying, recording, broadcasting or otherwise now known or herein after developed without the previous express consent by the copyright owner, except for reproduction in daily press and regular printed publications on sale to the public within 60 days of the event related to those data/results and always provided that copyright symbol appears together as follows below.
© DORNA, 2018





4806 m.

GRAN PREMIO MOTUL DE LA REPÚBLICA ARGENTINA

Free Practice Nr. 1

Fastest Laps Sequence

<i>Practice Time</i>	 <i>Rider</i>	<i>Nation</i>	<i>Motorcycle</i>	<i>Time</i>	<i>Km/h</i>	<i>Rider's Lap</i>
3'47.347	99 Jorge LORENZO	SPA	DUCATI	1'47.179	161.4	2
4'00.343	5 Johann ZARCO	FRA	YAMAHA	1'46.539	162.3	2
4'03.226	19 Alvaro BAUTISTA	SPA	DUCATI	1'45.337	164.2	2
4'04.364	55 Hafizh SYAHRIN	MAL	YAMAHA	1'45.274	164.3	2
4'10.418	93 Marc MARQUEZ	SPA	HONDA	1'44.217	166.0	2
5'45.526	26 Dani PEDROSA	SPA	HONDA	1'43.874	166.5	3
5'46.288	44 Pol ESPARGARO	SPA	KTM	1'43.846	166.6	3
5'47.520	55 Hafizh SYAHRIN	MAL	YAMAHA	1'43.156	167.7	3
5'52.698	93 Marc MARQUEZ	SPA	HONDA	1'42.280	169.1	3
9'22.211	93 Marc MARQUEZ	SPA	HONDA	1'41.778	169.9	5
9'38.574	35 Cal CRUTCHLOW	GBR	HONDA	1'41.542	170.3	5
12'59.746	43 Jack MILLER	AUS	DUCATI	1'41.468	170.5	7
21'59.698	93 Marc MARQUEZ	SPA	HONDA	1'41.331	170.7	9
23'40.779	93 Marc MARQUEZ	SPA	HONDA	1'41.081	171.1	10
28'44.094	93 Marc MARQUEZ	SPA	HONDA	1'40.951	171.3	13
33'13.412	35 Cal CRUTCHLOW	GBR	HONDA	1'40.856	171.5	13
33'14.415	29 Andrea IANNONE	ITA	SUZUKI	1'40.422	172.2	14
43'37.750	29 Andrea IANNONE	ITA	SUZUKI	1'40.386	172.3	17
44'40.443	26 Dani PEDROSA	SPA	HONDA	1'40.303	172.4	17

These data/results cannot be reproduced, stored and/or transmitted in whole or in part by any manner of electronic, mechanical, photocopying, recording, broadcasting or otherwise now known or herein after developed without the previous express consent by the copyright owner, except for reproduction in daily press and regular printed publications on sale to the public within 60 days of the event related to those data/results and always provided that copyright symbol appears together as follows below.

© DORNA, 2018

Official MotoGP Timing by TISSOT
www.motogp.com



Termas de Río Hondo, Friday, April 06, 2018