


4806 m.

Qualifying Results



	Rider	Nation	Team	Motorcycle	Time	Lap	Total	Gap	Top Speed
1	43 Jack MILLER	AUS	Alma Pramac Racing	DUCATI	Q2 1'47.153	8	8		318.5
2	26 Dani PEDROSA	SPA	Repsol Honda Team	HONDA	Q2 1'47.330	6	7	0.177 0.177	309.9
3	5 Johann ZARCO	FRA	Monster Yamaha Tech 3	YAMAHA	Q2 1'47.365	6	7	0.212 0.035	314.7
4	53 Tito RABAT	SPA	Reale Avintia Racing	DUCATI	Q2 1'47.681	6	7	0.528 0.316	312.3
5	42 Alex RINS	SPA	Team SUZUKI ECSTAR	SUZUKI	Q2 1'47.743	6	8	0.590 0.062	309.7
6	93 Marc MARQUEZ	SPA	Repsol Honda Team	HONDA	Q2 1'47.754	7	7	0.601 0.011	314.4
7	41 Aleix ESPARGARO	SPA	Aprilia Racing Team Gresini	APRILIA	Q2 1'47.845	7	8	0.692 0.091	316.7
8	4 Andrea DOVIZIOSO	ITA	Ducati Team	DUCATI	Q2 1'48.247	5	6	1.094 0.402	312.9
9	25 Maverick VIÑALES	SPA	Movistar Yamaha MotoGP	YAMAHA	Q2 1'49.044	8	8	1.891 0.797	314.0
10	35 Cal CRUTCHLOW	GBR	LCR Honda CASTROL	HONDA	Q2 1'49.304	7	7	2.151 0.260	316.7
11	46 Valentino ROSSI	ITA	Movistar Yamaha MotoGP	YAMAHA	Q2 1'49.326	8	8	2.173 0.022	310.1
12	29 Andrea IANNONE	ITA	Team SUZUKI ECSTAR	SUZUKI	Q2 1'49.975	6	7	2.822 0.649	309.1
13	17 Karel ABRAHAM	CZE	Angel Nieto Team	DUCATI	Q1 1'49.878	8	8 (*)	0.750	311.5
14	99 Jorge LORENZO	SPA	Ducati Team	DUCATI	Q1 1'50.063	6	7 (*)	0.935 0.185	318.1
15	45 Scott REDDING	GBR	Aprilia Racing Team Gresini	APRILIA	Q1 1'50.175	6	7 (*)	1.047 0.112	312.5
16	44 Pol ESPARGARO	SPA	Red Bull KTM Factory Racing	KTM	Q1 1'50.324	7	7 (*)	1.196 0.149	308.9
17	10 Xavier SIMEON	BEL	Reale Avintia Racing	DUCATI	Q1 1'50.364	7	7 (*)	1.236 0.040	313.4
18	9 Danilo PETRUCCI	ITA	Alma Pramac Racing	DUCATI	Q1 1'50.449	6	8 (*)	1.321 0.085	318.5
19	19 Alvaro BAUTISTA	SPA	Angel Nieto Team	DUCATI	Q1 1'50.606	8	8 (*)	1.478 0.157	313.9
20	12 Thomas LUTHI	SWI	EG 0,0 Marc VDS	HONDA	Q1 1'50.833	7	7 (*)	1.705 0.227	307.7
21	38 Bradley SMITH	GBR	Red Bull KTM Factory Racing	KTM	Q1 1'51.007	8	8 (*)	1.879 0.174	310.3
22	21 Franco MORBIDELLI	ITA	EG 0,0 Marc VDS	HONDA	Q1 1'51.012	8	8 (*)	1.884 0.005	305.7
23	55 Hafizh SYAHRIN	MAL	Monster Yamaha Tech 3	YAMAHA	Q1 1'51.142	8	8 (*)	2.014 0.130	307.0
24	30 Takaaki NAKAGAMI	JPN	LCR Honda IDEMITSU	HONDA	Q1 1'51.387	8	8 (*)	2.259 0.245	312.4

* Gap with the fastest rider in the Q1 session.

Pole Position:		Jack MILLER	1'47.153	161.4 Km/h
Q1 Best Lap:	Lap 8	Aleix ESPARGARO	(*) 1'49.128	158.5 Km/h
Circuit Record Lap:	2015	Valentino ROSSI	1'39.019	174.7 Km/h
Circuit Best Lap:	2014	Marc MARQUEZ	1'37.683	177.1 Km/h

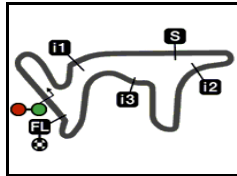
The results are provisional until the end of the limit for protest and appeals.

Time limit for protest expires 60' after publication of the results - Mr. Time:

These data/results cannot be reproduced, stored and/or transmitted in whole or in part by any manner of electronic, mechanical, photocopying, recording, broadcasting or otherwise now known or herein after developed without the previous express consent by the copyright owner, except for reproduction in daily press and regular printed publications on sale to the public within 60 days of the event related to those data/results and always provided that copyright symbol appears together as follows below.

© DORNA, 2018






4806 m.

GRAN PREMIO MOTUL DE LA REPÚBLICA ARGENTINA

Qualifying Nr. 2

Classification

20

		Rider	Nation	Team	Motorcycle	Time	Lap	Total	Gap	Top Speed	
1	43	Jack MILLER	AUS	Alma Pramac Racing	DUCATI	1'47.153	8	8		318.5	
2	26	Dani PEDROSA	SPA	Repsol Honda Team	HONDA	1'47.330	6	7	0.177	0.177	309.9
3	5	Johann ZARCO	FRA	Monster Yamaha Tech 3	YAMAHA	1'47.365	6	7	0.212	0.035	314.7
4	53	Tito RABAT	SPA	Reale Avintia Racing	DUCATI	1'47.681	6	7	0.528	0.316	312.3
5	42	Alex RINS	SPA	Team SUZUKI ECSTAR	SUZUKI	1'47.743	6	8	0.590	0.062	309.7
6	93	Marc MARQUEZ	SPA	Repsol Honda Team	HONDA	1'47.754	7	7	0.601	0.011	314.4
7	41	Aleix ESPARGARO	SPA	Aprilia Racing Team Gresini	APRILIA	1'47.845	7	8	0.692	0.091	316.7
8	4	Andrea DOVIZIOSO	ITA	Ducati Team	DUCATI	1'48.247	5	6	1.094	0.402	312.9
9	25	Maverick VIÑALES	SPA	Movistar Yamaha MotoGP	YAMAHA	1'49.044	8	8	1.891	0.797	314.0
10	35	Cal CRUTCHLOW	GBR	LCR Honda CASTROL	HONDA	1'49.304	7	7	2.151	0.260	316.7
11	46	Valentino ROSSI	ITA	Movistar Yamaha MotoGP	YAMAHA	1'49.326	8	8	2.173	0.022	310.1
12	29	Andrea IANNONE	ITA	Team SUZUKI ECSTAR	SUZUKI	1'49.975	6	7	2.822	0.649	309.1

Practice condition: **Wet**

Air: 20°

Humidity: 99%

Ground: 22°

Fastest Lap:	Lap: 8	Jack MILLER	1'47.153	161.4 Km/h
Circuit Record Lap:	2015	Valentino ROSSI	1'39.019	174.7 Km/h
Circuit Best Lap:	2014	Marc MARQUEZ	1'37.683	177.1 Km/h

The results are provisional until the end of the limit for protest and appeals.

Time limit for protest expires 30' after publication of the results - Time:

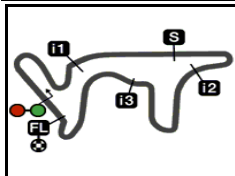
These data/results cannot be reproduced, stored and/or transmitted in whole or in part by any manner of electronic, mechanical, photocopying, recording, broadcasting or otherwise now known or herein after developed without the previous express consent by the copyright owner, except for reproduction in daily press and regular printed publications on sale to the public within 60 days of the event related to those data/results and always provided that copyright symbol appears together as follows below.

© DORNA, 2018

Official MotoGP Timing by **TISSOT**
www.motogp.com



Termas de Río Hondo, Saturday, April 07, 2018



4806 m.

GRAN PREMIO MOTUL DE LA REPÚBLICA ARGENTINA

Qualifying Nr. 2

Top Speed & Average

21



Rider	Nation	Motorcycle	Top 5 speeds					Average	Top
43 Jack MILLER	AUS	DUCATI	318.5	316.1	314.2	311.7	311.0	314.3	318.5
35 Cal CRUTCHLOW	GBR	HONDA	316.7	314.9	311.1	310.8	288.5	308.4	316.7
41 Aleix ESPARGARO	SPA	APRILIA	316.7	314.8	313.2	312.8	310.9	313.7	316.7
5 Johann ZARCO	FRA	YAMAHA	314.7	314.4	313.6	310.3	305.5	311.7	314.7
93 Marc MARQUEZ	SPA	HONDA	314.4	313.4	292.1	291.1	287.7	299.7	314.4
25 Maverick VIÑALES	SPA	YAMAHA	314.0	314.0	312.4	310.1	300.7	310.2	314.0
4 Andrea DOVIZIOSO	ITA	DUCATI	312.9	309.9	304.0	300.3	293.5	304.1	312.9
53 Tito RABAT	SPA	DUCATI	312.3	308.9	305.8	302.3	301.0	306.1	312.3
46 Valentino ROSSI	ITA	YAMAHA	310.1	309.8	308.9	307.3	305.0	308.2	310.1
26 Dani PEDROSA	SPA	HONDA	309.9	307.8	302.8	272.1	267.3	292.0	309.9
42 Alex RINS	SPA	SUZUKI	309.7	308.7	308.6	308.2	307.3	308.5	309.7
29 Andrea IANNONE	ITA	SUZUKI	309.1	307.7	297.6	296.1	286.8	299.5	309.1

These data/results cannot be reproduced, stored and/or transmitted in whole or in part by any manner of electronic, mechanical, photocopying, recording, broadcasting or otherwise now known or herein after developed without the previous express consent by the copyright owner, except for reproduction in daily press and regular printed publications on sale to the public within 60 days of the event related to those data/results and always provided that copyright symbol appears together as follows below.

© DORNA, 2018

Official MotoGP Timing by TISSOT
www.motogp.com



Termas de Río Hondo, Saturday, April 07, 2018



GRAN PREMIO MOTUL DE LA REPÚBLICA ARGENTINA

Qualifying Nr. 2

Chronological Analysis of Performances

22

* Lap / Sector time cancelled T1 Time from finish line to 1st intermediate T3 Time from 2nd intermed. to 3rd intermed.
P Crossing the finish line in pit lane T2 Time from 1st intermed. to 2nd intermed. T4 Time from 3rd intermediate to finish line
** Tyre data subject to further updates

Lap	Lap Time	T1	T2	T3	T4	Speed	Lap	Lap Time	T1	T2	T3	T4	Speed		
1st	43	Jack MILLER DUCATI AUS						4th	53	Tito RABAT DUCATI SPA					
Alma Pramac Racing							Reale Avintia Racing								
Runs=2 Total laps=8 Full laps=5							Runs=2 Total laps=7 Full laps=4								
Run #	1	Front Tyre	Wet-Medium	Rear Tyre	Wet-Medium	Speed	Run #	1	Front Tyre	Wet-Medium	Rear Tyre	Wet-Soft	Speed		
		New Tyre		New Tyre					New Tyre		New Tyre				
1	2'18.564	31.305	26.340	30.219	29.309	304.8	1	1'59.194	30.824	26.989	29.351	26.168	293.1		
2	1'49.552	30.957	25.872	27.980	24.743	309.9	2	2'03.261	37.402	28.335	31.469	26.055	301.0		
3	1'52.706 P	34.920	26.213	29.464	22.109	311.0	3	1'50.978	31.362	26.043	28.283	25.290	305.8		
Run #	2	Front Tyre	Slick-Soft	Rear Tyre	Slick-Medium	Speed	Run #	2	Front Tyre	Wet-Medium	Rear Tyre	Wet-Medium	Speed		
		New Tyre		New Tyre					4 Laps at start		New Tyre				
4	3'15.755	33.609	27.782	32.532	27.017	292.6	4	1'51.474 P	33.110	26.334	30.144	21.886	302.3		
5	1'52.920	31.569	25.976	30.223	25.152	311.7	5	4'08.892	38.348	41.483	44.368	39.574	183.3		
6	1'49.568	30.245	25.328	29.334	24.661	314.2	6	1'47.681	30.491	25.203	27.543	24.444	308.9		
7	1'47.859	29.575	24.571	29.252	24.461	316.1	7	1'59.656	30.546	25.311	36.510	27.289	312.3		
8	1'47.153	29.597	24.559	29.071	23.925	318.5									
2nd	26	Dani PEDROSA HONDA SPA						5th	42	Alex RINS SUZUKI SPA					
Repsol Honda Team							Team SUZUKI ECSTAR								
Runs=2 Total laps=7 Full laps=4							Runs=2 Total laps=8 Full laps=5								
Run #	1	Front Tyre	Wet-Medium	Rear Tyre	Wet-Medium	Speed	Run #	1	Front Tyre	Wet-Medium	Rear Tyre	Wet-Medium	Speed		
		New Tyre		New Tyre					New Tyre		New Tyre				
1	2'02.705	32.182	28.457	29.439	25.749	267.3	1	2'03.374	30.823	27.164	29.428	25.975	287.5		
2	1'49.565	30.861	25.912	27.714	25.078	309.9	2	1'50.040	31.201	26.186	27.821	24.832	308.6		
3	2'05.553	36.629	34.469	29.025	25.430	198.9	3	2'04.682	35.848	33.469	29.897	25.468	201.2		
4	1'46.572 P	30.720	26.125	27.860	21.867	307.8	4	1'47.855 P	31.023	25.864	27.647	23.321	308.2		
Run #	2	Front Tyre	Wet-Medium	Rear Tyre	Wet-Medium	Speed	Run #	2	Front Tyre	Wet-Medium	Rear Tyre	Wet-Medium	Speed		
		4 Laps at start		4 Laps at start					4 Laps at start		New Tyre				
5	4'08.970	34.424	27.497	35.272	33.246	272.1	5	3'07.009	30.679	26.032	28.244	24.914	307.3		
6	1'47.330	30.233	25.465	27.157	24.475	302.8	6	1'47.743	30.560	25.578	27.204	24.401	309.7		
7	2'00.166	36.706	27.970	29.589	25.901	262.6	7	1'55.607	33.129	29.020	28.279	25.179	280.1		
						8	1'48.407	30.610	25.758	27.443	24.596	308.7			
3rd	5	Johann ZARCO YAMAHA FRA						6th	93	Marc MARQUEZ HONDA SPA					
Monster Yamaha Tech 3							Repsol Honda Team								
Runs=2 Total laps=7 Full laps=4							Runs=3 Total laps=7 Full laps=3								
Run #	1	Front Tyre	Wet-Medium	Rear Tyre	Wet-Medium	Speed	Run #	1	Front Tyre	Wet-Medium	Rear Tyre	Wet-Medium	Speed		
		8 Laps at start		New Tyre					New Tyre		New Tyre				
1	2'09.874	30.278	26.114	28.062	25.092	298.6	1	1'58.832	31.483	27.813	29.312	26.001	292.1		
2	1'49.261	30.932	25.703	27.594	25.032	313.6	2	2'02.520	37.358	28.588	30.834	25.740	267.9		
3	1'49.403	31.130	26.012	27.571	24.690	310.3	3	1'49.123	30.340	26.069	27.516	25.198	314.4		
4	1'48.990 P	32.707	26.301	28.519	21.463	305.5	4	1'52.604 P	34.047	27.108	29.330	22.119	287.7		
Run #	2	Front Tyre	Wet-Medium	Rear Tyre	Wet-Medium	Speed	Run #	2	Front Tyre	Slick-Soft	Rear Tyre	Slick-Medium	Speed		
		12 Laps at start		4 Laps at start					New Tyre		New Tyre				
5	5'27.788	29.829	27.232	29.701	24.995	294.0	5	2'58.136 P	31.578	26.655	31.798	23.016	291.1		
6	1'47.365	30.408	25.415	27.130	24.412	314.7									
7	1'47.768	30.187	25.464	27.588	24.528	314.4									

Fastest Lap: Jack MILLER Alma Pramac Racing AUS **1'47.153** 29.597 24.559 29.071 23.925

These data/results cannot be reproduced, stored and/or transmitted in whole or in part by any manner of electronic, mechanical, photocopying, recording, broadcasting or otherwise now known or herein after developed without the previous express consent by the copyright owner, except for reproduction in daily press and regular printed publications on sale to the public within 60 days of the event related to those data/results and always provided that copyright symbol appears together as follows below.
© DORNA, 2018



Qualifying Nr. 2

MotoGP

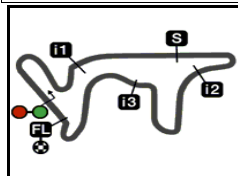
Lap	Lap Time	T1	T2	T3	T4	Speed	Lap	Lap Time	T1	T2	T3	T4	Speed
Run # 3	<i>Front Tyre</i>	<i>Wet-Medium</i>		<i>Rear Tyre</i>	<i>Wet-Medium</i>								
		4 Laps at start			4 Laps at start								
6	2'38.603	31.757	28.463	32.900	26.434	261.8							
7	1'47.754	30.478	25.576	27.324	24.376	313.4							
7th	41	Alex ESPARGARO		APRILIA	SPA								
		Aprilia Racing Team Gresini											
		Runs=1	Total laps=8	Full laps=7									
Run # 1	<i>Front Tyre</i>	<i>Wet-Medium</i>		<i>Rear Tyre</i>	<i>Wet-Medium</i>								
		New Tyre			New Tyre								
1	2'29.446	31.897	25.961	28.381	25.044	310.9							
2	1'49.323	30.911	25.844	27.697	24.871	314.8							
3	1'48.783	30.752	25.579	27.664	24.788	316.7							
4	2'25.381	48.449	34.768	34.343	27.821	173.6							
5	1'48.509	30.822	25.563	27.574	24.550	313.2							
6	2'23.316	41.169	36.109	34.235	31.803	168.8							
7	1'47.845	30.583	25.340	27.422	24.500	312.8							
8	2'13.307	35.843	29.217	39.143	29.103	287.7							
8th	4	Andrea DOVIZIOSO		DUCATI	ITA								
		Ducati Team											
		Runs=2	Total laps=6	Full laps=3									
Run # 1	<i>Front Tyre</i>	<i>Wet-Medium</i>		<i>Rear Tyre</i>	<i>Wet-Medium</i>								
		6 Laps at start			3 Laps at start								
1	2'19.090	31.493	26.612	28.583	29.152	293.5							
2	1'49.889	31.049	25.750	27.657	25.433	304.0							
3	1'50.493 P	31.235	27.655	28.994	22.609	300.3							
Run # 2	<i>Front Tyre</i>	<i>Wet-Medium</i>		<i>Rear Tyre</i>	<i>Wet-Medium</i>								
		9 Laps at start			3 Laps at start								
4	5'52.548	32.485	27.399	31.161	26.110	275.7							
5	1'48.247	30.656	25.447	27.369	24.775	309.9							
6	2'02.774	30.794	27.198	37.935	26.847	312.9							
9th	25	Maverick VIÑALES		YAMAHA	SPA								
		Movistar Yamaha MotoGP											
		Runs=1	Total laps=8	Full laps=7									
Run # 1	<i>Front Tyre</i>	<i>Wet-Medium</i>		<i>Rear Tyre</i>	<i>Wet-Medium</i>								
		New Tyre			New Tyre								
1	2'13.057	31.385	26.624	28.357	25.068	288.8							
2	1'50.930	31.372	26.232	28.167	25.159	312.4							
3	1'50.216	31.407	26.196	27.798	24.815	314.0							
4	1'58.345	34.183	29.487	29.089	25.586	223.2							
5	1'49.899	31.214	26.051	27.863	24.771	314.0							
6	2'07.690	34.675	29.352	33.380	30.283	236.4							
7	1'55.202	36.030	26.134	27.966	25.072	300.7							
8	1'49.044	30.973	25.965	27.548	24.558	310.1							
10th	35	Cal CRUTCHLOW		HONDA	GBR								
		LCR Honda CASTROL											
		Runs=3	Total laps=7	Full laps=3									
Run # 1	<i>Front Tyre</i>	<i>Wet-Medium</i>		<i>Rear Tyre</i>	<i>Wet-Medium</i>								
		New Tyre			New Tyre								
1	2'21.269	32.309	27.015	29.996	27.328	283.2							
2	1'49.523	31.392	25.515	27.544	25.072	316.7							
3	1'49.583	30.696	26.102	27.919	24.866	310.8							
4	1'52.080 P	34.631	27.368	28.700	21.381	288.5							

Fastest Lap: Jack MILLER Alma Pramac Racing AUS **1'47.153** 29.597 24.559 29.071 23.925

These data/results cannot be reproduced, stored and/or transmitted in whole or in part by any manner of electronic, mechanical, photocopying, recording, broadcasting or otherwise now known or herein after developed without the previous express consent by the copyright owner, except for reproduction in daily press and regular printed publications on sale to the public within 60 days of the event related to those data/results and always provided that copyright symbol appears together as follows below.
© DORNA, 2018

Official MotoGP Timing by TISSOT
www.motogp.com





GRAN PREMIO MOTUL DE LA REPÚBLICA ARGENTINA
Provisional Starting Grid

4806 m.

Race : 25 laps = 120.15 km

23



1	1 1'47.153 43 Jack MILLER Ducati	2	2 1'47.330 26 Dani PEDROSA Honda	3	3 1'47.365 5 Johann ZARCO Yamaha
2	4 1'47.681 53 Tito RABAT Ducati	3	5 1'47.743 42 Alex RINS Suzuki	4	6 1'47.754 93 Marc MARQUEZ Honda
3	7 1'47.845 41 Aleix ESPARGARO Aprilia	4	8 1'48.247 4 Andrea DOVIZIOSO Ducati	5	9 1'49.044 25 Maverick VIÑALES Yamaha
4	10 1'49.304 35 Cal CRUTCHLOW Honda	5	11 1'49.326 46 Valentino ROSSI Yamaha	6	12 1'49.975 29 Andrea IANNONE Suzuki
5	13 1'49.878 17 Karel ABRAHAM Ducati	6	14 1'50.063 99 Jorge LORENZO Ducati	7	15 1'50.175 45 Scott REDDING Aprilia
6	16 1'50.324 44 Pol ESPARGARO KTM	7	17 1'50.364 10 Xavier SIMEON Ducati	8	18 1'50.449 9 Danilo PETRUCCI Ducati
7	19 1'50.606 19 Alvaro BAUTISTA Ducati	8	20 1'50.833 12 Thomas LUTHI Honda	9	21 1'51.007 38 Bradley SMITH KTM
8	22 1'51.012 21 Franco MORBIDELLI Honda	9	23 1'51.142 55 Hafizh SYAHRIN Yamaha	10	24 1'51.387 30 Takaaki NAKAGAMI Honda

The results are provisional until the end of the limit for protest and appeals and until the ratification of the Event Management Committee.

Time limit for protest expires 60' at the latest after publication of the results - Mr. Time:

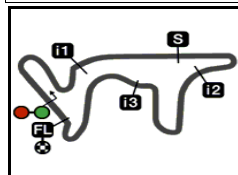
These data/results cannot be reproduced, stored and/or transmitted in whole or in part by any manner of electronic, mechanical, photocopying, recording, broadcasting or otherwise now known or herein after developed without the previous express consent by the copyright owner, except for reproduction in daily press and regular printed publications on sale to the public within 60 days of the event related to those data/results and always provided that copyright symbol appears together as follows below.

© DORNA, 2018

Official MotoGP Timing by **TISSOT**
 www.motogp.com



Termas de Río Hondo, Saturday, April 07, 2018



4806 m.

BMW M Award - Best Qualifier MotoGP 2018

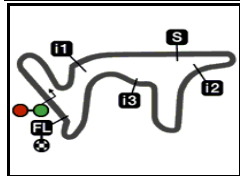
24

Rider	Nation	Points	QAT	ARG	AME	SPA	FRA	ITA	CAT	NED	GER	CZE	AUT	GBR	RSM	ARA	THA	JPN	AUS	MAL	
1 ZARCO Johann	FRA	41	25	16																	
2 MILLER Jack	AUS	31	6	25																	
3 MARQUEZ Marc	SPA	30	20	10																	
4 PEDROSA Dani	SPA	29	9	20																	
5 RINS Alex	SPA	21	10	11																	
6 CRUTCHLOW Cal	GBR	19	13	6																	
7 DOVIZIOSO Andrea	ITA	19	11	8																	
8 PETRUCCI Danilo	ITA	16	16	-																	
9 RABAT Tito	SPA	13	-	13																	
10 ROSSI Valentino	ITA	13	8	5																	
11 ESPARGARO Aleix	SPA	12	3	9																	
12 VIÑALES Maverick	SPA	11	4	7																	
13 LORENZO Jorge	SPA	9	7	2																	
14 IANNONE Andrea	ITA	9	5	4																	
15 ABRAHAM Karel	CZE	3	-	3																	
16 MORBIDELLI Franco	ITA	2	2	-																	
17 REDDING Scott	GBR	1	-	1																	
18 SYAHRIN Hafizh	MAL	1	1	-																	

These data/results cannot be reproduced, stored and/or transmitted in whole or in part by any manner of electronic, mechanical, photocopying, recording, broadcasting or otherwise now known or herein after developed without the previous express consent by the copyright owner, except for reproduction in daily press and regular printed publications on sale to the public within 60 days of the event related to those data/results and always provided that copyright symbol appears together as follows below.
© DORNA, 2018

Official MotoGP Timing by 
www.motogp.com





4806 m.

GRAN PREMIO MOTUL DE LA REPÚBLICA ARGENTINA

After the Qualifying Nr. 2

Event Best Maximum Speed



Rider	Nation Team	Motorcycle	Km/h	
93 Marc MARQUEZ	SPA Repsol Honda Team	HONDA	333.0	Free Practice Nr. 1
35 Cal CRUTCHLOW	GBR LCR Honda CASTROL	HONDA	332.4	Free Practice Nr. 1
9 Daniilo PETRUCCI	ITA Alma Pramac Racing	DUCATI	331.5	Free Practice Nr. 1
19 Alvaro BAUTISTA	SPA Angel Nieto Team	DUCATI	330.9	Free Practice Nr. 1
99 Jorge LORENZO	SPA Ducati Team	DUCATI	330.1	Free Practice Nr. 1
53 Tito RABAT	SPA Reale Avintia Racing	DUCATI	329.2	Free Practice Nr. 1
4 Andrea DOVIZIOSO	ITA Ducati Team	DUCATI	329.1	Free Practice Nr. 1
25 Maverick VIÑALES	SPA Movistar Yamaha MotoGP	YAMAHA	328.7	Free Practice Nr. 1
26 Dani PEDROSA	SPA Repsol Honda Team	HONDA	328.3	Free Practice Nr. 1
46 Valentino ROSSI	ITA Movistar Yamaha MotoGP	YAMAHA	328.0	Free Practice Nr. 1
44 Po ESPARGARO	SPA Red Bull KTM Factory Racing	KTM	327.6	Free Practice Nr. 1
43 Jack MILLER	AUS Alma Pramac Racing	DUCATI	326.2	Free Practice Nr. 1
42 Alex RINS	SPA Team SUZUKI ECSTAR	SUZUKI	326.1	Free Practice Nr. 1
41 Aleix ESPARGARO	SPA Aprilia Racing Team Gresini	APRILIA	325.6	Free Practice Nr. 1
38 Bradley SMITH	GBR Red Bull KTM Factory Racing	KTM	325.6	Free Practice Nr. 1
5 Johann ZARCO	FRA Monster Yamaha Tech 3	YAMAHA	325.5	Free Practice Nr. 1
29 Andrea IANNO	ITA Team SUZUKI ECSTAR	SUZUKI	324.4	Free Practice Nr. 1
55 Hafizh SYAHRIN	MAL Monster Yamaha Tech 3	YAMAHA	323.7	Free Practice Nr. 1
17 Karel ABRAHAM	CZE Angel Nieto Team	DUCATI	323.5	Free Practice Nr. 1
30 Takaaki NAKAGAMI	JPN LCR Honda IDEMITSU	HONDA	322.6	Free Practice Nr. 1
45 Scott REDDING	GBR Aprilia Racing Team Gresini	APRILIA	322.5	Free Practice Nr. 1
10 Xavier SIMEON	BEL Reale Avintia Racing	DUCATI	321.9	Free Practice Nr. 1
21 Franco MORBIDELLI	ITA EG 0,0 Marc VDS	HONDA	320.8	Free Practice Nr. 1
12 Thomas LUTHI	SWI EG 0,0 Marc VDS	HONDA	319.3	Free Practice Nr. 1

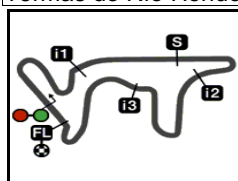
These data/results cannot be reproduced, stored and/or transmitted in whole or in part by any manner of electronic, mechanical, photocopying, recording, broadcasting or otherwise now known or herein after developed without the previous express consent by the copyright owner, except for reproduction in daily press and regular printed publications on sale to the public within 60 days of the event related to those data/results and always provided that copyright symbol appears together as follows below.

© DORNA, 2018

Official MotoGP Timing by TISSOT
www.motogp.com



Termas de Río Hondo, Saturday, April 07, 2018



4806 m.

GRAN PREMIO MOTUL DE LA REPÚBLICA ARGENTINA
Qualifying Nr. 2
Best Partial Times

IT Ideal Lap Time, sum of the best partial times

BT Best Lap Time

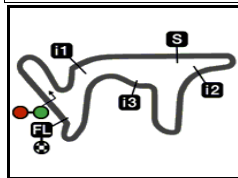
T1		T2		T3		T4				IT	BT	
<i>Pos</i>	<i>Rider</i>	<i>Time</i>	<i>Rider</i>	<i>Time</i>	<i>Rider</i>	<i>Time</i>	<i>Rider</i>	<i>Time</i>	<i>Pos</i>	<i>Rider</i>		
1	J.MILLER	29.575	J.MILLER	24.559	J.ZARCO	27.130	J.MILLER	23.925	1	J.MILLER	1'46.039	1'47.153 (1)
2	J.ZARCO	30.187	T.RABAT	25.203	D.PEDROSA	27.157	M.MARQUEZ	24.376	2	J.ZARCO	1'47.144	1'47.365 (3)
3	D.PEDROSA	30.233	A.ESPARGARO	25.340	A.RINS	27.204	A.RINS	24.401	3	D.PEDROSA	1'47.330	1'47.330 (2)
4	C.CRUTCHLOW	30.307	J.ZARCO	25.415	M.MARQUEZ	27.324	J.ZARCO	24.412	4	M.MARQUEZ	1'47.616	1'47.754 (6)
5	M.MARQUEZ	30.340	A.DOVIZIOSO	25.447	A.DOVIZIOSO	27.369	T.RABAT	24.444	5	T.RABAT	1'47.681	1'47.681 (4)
6	T.RABAT	30.491	D.PEDROSA	25.465	A.ESPARGARO	27.422	D.PEDROSA	24.475	6	A.RINS	1'47.743	1'47.743 (5)
7	A.RINS	30.560	C.CRUTCHLOW	25.515	T.RABAT	27.543	A.ESPARGARO	24.500	7	A.ESPARGAR	1'47.845	1'47.845 (7)
8	A.ESPARGARO	30.583	M.MARQUEZ	25.576	C.CRUTCHLOW	27.544	M.VIÑALES	24.558	8	C.CRUTCHLO	1'48.043	1'49.304 (10)
9	A.DOVIZIOSO	30.656	A.RINS	25.578	M.VIÑALES	27.548	C.CRUTCHLOW	24.677	9	A.DOVIZIOSO	1'48.247	1'48.247 (8)
10	M.VIÑALES	30.973	V.ROSSI	25.906	V.ROSSI	27.604	V.ROSSI	24.714	10	M.VIÑALES	1'49.044	1'49.044 (9)
11	A.IANNONE	31.013	M.VIÑALES	25.965	A.IANNONE	27.897	A.IANNONE	24.729	11	V.ROSSI	1'49.326	1'49.326 (11)
12	V.ROSSI	31.102	A.IANNONE	26.336	J.MILLER	27.980	A.DOVIZIOSO	24.775	12	A.IANNONE	1'49.975	1'49.975 (12)

These data/results cannot be reproduced, stored and/or transmitted in whole or in part by any manner of electronic, mechanical, photocopying, recording, broadcasting or otherwise now known or herein after developed without the previous express consent by the copyright owner, except for reproduction in daily press and regular printed publications on sale to the public within 60 days of the event related to those data/results and always provided that copyright symbol appears together as follows below.

© DORNA, 2018

Official MotoGP Timing by **TISSOT**
www.motogp.com






4806 m.

GRAN PREMIO MOTUL DE LA REPÚBLICA ARGENTINA

Qualifying Nr. 2

Fastest Laps Sequence

<i>Practice Time</i>	 <i>Rider</i>	<i>Nation</i>	<i>Motorcycle</i>	<i>Time</i>	<i>Km/h</i>	<i>Rider's Lap</i>
3'52.270	26 Dani PEDROSA	SPA	HONDA	1'49.565	157.9	2
3'59.135	5 Johann ZARCO	FRA	YAMAHA	1'49.261	158.3	2
5'50.475	93 Marc MARQUEZ	SPA	HONDA	1'49.123	158.5	3
6'07.552	41 Aleix ESPARGARO	SPA	APRILIA	1'48.783	159.0	3
10'21.442	41 Aleix ESPARGARO	SPA	APRILIA	1'48.509	159.4	5
12'40.703	42 Alex RINS	SPA	SUZUKI	1'47.743	160.5	6
13'40.695	26 Dani PEDROSA	SPA	HONDA	1'47.330	161.2	6
16'34.077	43 Jack MILLER	AUS	DUCATI	1'47.153	161.4	8

These data/results cannot be reproduced, stored and/or transmitted in whole or in part by any manner of electronic, mechanical, photocopying, recording, broadcasting or otherwise now known or herein after developed without the previous express consent by the copyright owner, except for reproduction in daily press and regular printed publications on sale to the public within 60 days of the event related to those data/results and always provided that copyright symbol appears together as follows below.

© DORNA, 2018

Official MotoGP Timing by TISSOT
www.motogp.com



Termas de Río Hondo, Saturday, April 07, 2018