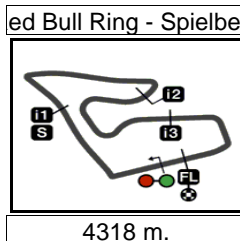


EYETIME MOTORRAD GRAND PRIX VON ÖSTERREICH

Race

Classification after 23 laps = 99.314 km

29



Pos		Rider	Nation	Team	Motorcycle	Total Time	Km/h	Gap
1	25	12 Marco BEZZECCHI	ITA	Redox PruestelGP	KTM	37'13.198	160.0	
2	20	33 Enea BASTIANINI	ITA	Leopard Racing	HONDA	37'13.671	160.0	0.473
3	16	88 Jorge MARTIN	SPA	Del Conca Gresini Moto3	HONDA	37'13.742	160.0	0.544
4	13	75 Albert ARENAS	SPA	Angel Nieto Team Moto3	KTM	37'14.571	159.9	1.373
5	11	48 Lorenzo DALLA PORTA	ITA	Leopard Racing	HONDA	37'14.619	159.9	1.421
6	10	5 Jaume MASIA	SPA	Bester Capital Dubai	KTM	37'14.717	159.9	1.519
7	9	71 Ayumu SASAKI	JPN	Petronas Sprinta Racing	HONDA	37'21.783	159.4	8.585
8	8	19 Gabriel RODRIGO	ARG	RBA BOE Skull Rider	KTM	37'21.856	159.4	8.658
9	7	14 Tony ARBOLINO	ITA	Marinelli Snipers Team	HONDA	37'21.889	159.4	8.691
10	6	44 Aron CANET	SPA	Estrella Galicia 0,0	HONDA	37'22.007	159.4	8.809
11	5	21 Fabio DI GIANNANTONIO	ITA	Del Conca Gresini Moto3	HONDA	37'22.022	159.4	8.824
12	4	17 John MCPHEE	GBR	CIP - Green Power	KTM	37'22.142	159.4	8.944
13	3	84 Jakub KORNFEIL	CZE	Redox PruestelGP	KTM	37'22.869	159.4	9.671
14	2	65 Philipp OETTL	GER	Sudmetal Schedl GP Racing	KTM	37'27.883	159.0	14.685
15	1	42 Marcos RAMIREZ	SPA	Bester Capital Dubai	KTM	37'27.895	159.0	14.697
16		27 Kaito TOBA	JPN	Honda Team Asia	HONDA	37'32.575	158.7	19.377
17		7 Adam NORODIN	MAL	Petronas Sprinta Racing	HONDA	37'32.617	158.7	19.419
18		24 Tatsuki SUZUKI	JPN	SIC58 Squadra Corse	HONDA	37'32.702	158.7	19.504
19		40 Darryn BINDER	RSA	Red Bull KTM Ajo	KTM	37'32.748	158.7	19.550
20		32 Ai OGURA	JPN	Asia Talent Team	HONDA	37'32.800	158.7	19.602
21		22 Kazuki MASAKI	JPN	RBA BOE Skull Rider	KTM	37'32.904	158.6	19.706
22		23 Niccolò ANTONELLI	ITA	SIC58 Squadra Corse	HONDA	37'33.179	158.6	19.981
23		8 Nicolo BULEGA	ITA	SKY Racing Team VR46	KTM	37'36.617	158.4	23.419
24		72 Alonso LOPEZ	SPA	Estrella Galicia 0,0	HONDA	37'37.254	158.3	24.056
25		77 Vicente PEREZ	SPA	Reale Avintia Academy 77	KTM	37'40.832	158.1	27.634
26		10 Dennis FOGGIA	ITA	SKY Racing Team VR46	KTM	37'40.945	158.1	27.747
27		81 Stefano NEPA	ITA	CIP - Green Power	KTM	37'49.136	157.5	35.938
28		41 Nakarin ATIRATPHUVAP	THA	Honda Team Asia	HONDA	38'00.066	156.8	46.868
29		73 Maximilian KOFLER	AUT	Motosport Kofler	KTM	38'00.487	156.7	47.289
Not classified								
		16 Andrea MIGNO	ITA	Angel Nieto Team Moto3	KTM	18'06.777	157.3	12 laps

The results are provisional until the end of the limit for protest and appeals.

Time limit for protest expires 30' after publication of the results - Time:

These data/results cannot be reproduced, stored and/or transmitted in whole or in part by any manner of electronic, mechanical, photocopying, recording, broadcasting or otherwise now known or herein after developed without the previous express consent by the copyright owner, except for reproduction in daily press and regular printed publications on sale to the public within 60 days of the event related to those data/results and always provided that copyright symbol appears together as follows below.

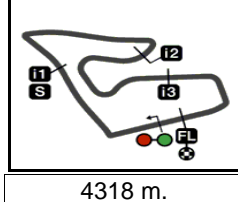
© DORNA, 2018

EYETIME MOTORRAD GRAND PRIX VON ÖSTERREICH

Race

Classification after 23 laps = 99.314 km

29



4318 m.

Pos	Rider	Nation	Team	Motorcycle	Total Time	Km/h	Gap
-----	-------	--------	------	------------	------------	------	-----

Race condition: Dry

Air: 25°
Humidity: 50%
Ground: 37°

Pole Position:

Fastest Lap (New record):

Circuit Record Lap:

Circuit Best Lap:

Marco BEZZECCHI

1'38.617

157.6 Km/h

Lap 20

Lorenzo DALLA PORTA

1'36.307

161.4 Km/h

2017

Jaume MASIA

1'36.436

161.1 Km/h

2016

Joan MIR

1'36.228

161.5 Km/h

10:45'00

10:58'16

11:00'49

11:02'59

11:10'40

11:12'28

11:15'29

11:15'33

11:18'42

11:20'37

11:20'43

11:22'33

11:23'15

11:24'19

11:25'21

11:30'05

11:31'08

11:31'08

11:31'19

11:32'26

11:34'42

11:35'56

Jakub KORNFEILDennis FOGGIAVicente PEREZAlonso LOPEZMaximilian KOFLERPhilipp OETTL

Andrea MIGNO

Aron CANETVicente PEREZMaximilian KOFLERNakarin ATIRATPHUVAPATAlonso LOPEZNiccolò ANTONELLITatsuki SUZUKIJakub KORNFEILDennis FOGGIAAdam NORRODINNakarin ATIRATPHUVAPAT

SIGHTING LAP START

WARM UP LAP START

RACE START

No jump start

Track limits warning

Track limits warning

Track limits warning

Track limits warning

Track limits warning

Track limits warning

crashed out - Rider OK

Track limits warning

to drop 1 position - due to exceeding track limit

to drop 1 position - due to exceeding track limit

Track limits warning

to drop 1 position - due to exceeding track limit

Track limits warning

Track limits warning

to drop 1 position - due to exceeding track limit

to drop 1 position - due to exceeding track limit

Track limits warning

to drop 1 position - due to exceeding track limit

The results are provisional until the end of the limit for protest and appeals.

Time limit for protest expires 30' after publication of the results - Time:

These data/results cannot be reproduced, stored and/or transmitted in whole or in part by any manner of electronic, mechanical, photocopying, recording, broadcasting or otherwise now known or herein after developed without the previous express consent by the copyright owner, except for reproduction in daily press and regular printed publications on sale to the public within 60 days of the event related to those data/results and always provided that copyright symbol appears together as follows below.

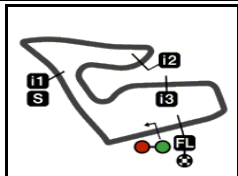
© DORNA, 2018

Official MotoGP Timing by TISSOT
www.motogp.com

Spielberg, Sunday, August 12, 2018

Page 2 of 2





4318 m.

EYETIME MOTORRAD GRAND PRIX VON ÖSTERREICH

World Championship Classification

30

Rider	Nation	Points	Leader	Previous	QAT	ARG	AME	SPA	FRA	ITA	CAT	NED	GER	CZE	AUT	GBR	RSM	ARA	THA	JPN	AUS	MAL	VAL
1 BEZZECCHI Marco	ITA	158			2	25	16	20	-	20	20	-	20	10	25								
2 MARTIN Jorge	SPA	146	12	12	25	5	25	-	-	25	-	25	25	-	16								
3 DI GIANNANTONIO Fabi	ITA	121	37	25	10	16	11	9	13	16	9	7	-	25	5								
4 CANET Aron	SPA	118	40	3	20	20	8	-	8	5	-	20	11	20	6								
5 BASTIANINI Enea	ITA	117	41	1	-	13	20	-	-	10	25	16	-	13	20								
6 RODRIGO Gabriel	ARG	84	74	33	11	7	4	6	-	13	16	8	-	11	8								
7 KORNFEIL Jakub	CZE	80	78	4	7	2	9	8	10	0	5	11	9	16	3								
8 RAMIREZ Marcos	SPA	67	91	13	1	4	-	16	16	1	-	6	13	9	1								
9 DALLA PORTA Lorenzo	ITA	63	95	4	16	9	0	-	-	8	0	10	3	6	11								
10 MIGNO Andrea	ITA	60	98	3	6	3	13	3	20	11	-	0	4	0	-								
11 OETTL Philipp	GER	54	104	6	-	0	10	25	1	0	0	0	8	8	2								
12 MASIA Jaume	SPA	54	104	0	4	-	0	11	6	-	-	13	10	0	10								
13 ARENAS Albert	SPA	50	108	4	-	-	1	-	25	2	-	2	-	7	13								
14 ANTONELLI Niccolò	ITA	50	108	0	13	8	0	5	11	7	-	1	0	5	0								
15 MCPHEE John	GBR	43	115	7	-	0	2	-	4	4	13	-	16	-	4								
16 SUZUKI Tatsuki	JPN	40	118	3	-	0	7	10	7	0	11	3	-	2	0								
17 ARBOLINO Tony	ITA	32	126	8	0	6	0	-	9	9	-	0	0	1	7								
18 SASAKI Ayumu	JPN	32	126	0	8	0	5	4	0	0	-	0	6	0	9								
19 LOPEZ Alonso	SPA	31	127	1	-	10	0	13	0	0	8	0	-	0	0								
20 TOBA Kaito	JPN	26	132	5	9	0	-	7	0	0	10	0	0	-	0								
21 NORRODIN Adam	MAL	24	134	2	5	11	-	0	-	-	3	0	5	-	0								
22 BINDER Darryn	RSA	20	138	4	-	0	3	-	5	3	-	9	-	0	0								
23 FOGGIA Dennis	ITA	17	141	3	0	-	0	-	2	-	7	4	0	4	0								
24 FERNANDEZ Raul	SPA	13	145	4	-	-	-	-	-	-	6	-	7	-	-								
25 YURCHENKO Makar	KAZ	9	149	4	0	0	0	2	3	-	4	-	-	-	-								
26 LOI Livio	BEL	8	150	1	-	1	6	0	0	0	1	0	-	-	-								
27 BULEGA Nicolo	ITA	7	151	1	-	-	-	0	-	0	-	5	2	0	0								
28 MASAKI Kazuki	JPN	7	151	0	3	0	0	0	0	0	-	0	1	3	0								

These data/results cannot be reproduced, stored and/or transmitted in whole or in part by any manner of electronic, mechanical, photocopying, recording, broadcasting or otherwise now known or herein after developed without the previous express consent by the copyright owner, except for reproduction in daily press and regular printed publications on sale to the public within 60 days of the event related to those data/results and always provided that copyright symbol appears together as follows below.

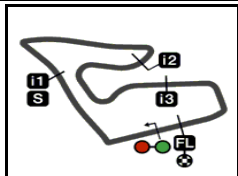
© DORNA, 2018

Official MotoGP Timing by TISSOT
www.motogp.com

Spielberg, Sunday, August 12, 2018

Page 1 of 4





4318 m.

EYETIME MOTORRAD GRAND PRIX VON ÖSTERREICH

Moto3™

30

World Championship Classification

29	PAGLIANI Manuel	ITA	6	152	1	-	-	-	-	-	6	-	-	-	-	-
30	ATIRATPHUVAPAT Nak	THA	2	156	4	0	0	0	0	0	0	2	0	-	0	0
31	OGURA Ai	JPN	1	157	1	-	-	-	1	-	-	-	0	-	-	0
32	GRÜNWALD Luca	GER	0	158	1	-	-	-	-	-	-	-	-	0	-	-
33	PEREZ Vicente	SPA	0	158	0	-	-	-	-	-	-	-	-	-	0	0
34	NEPA Stefano	ITA	0	158	0	-	-	-	-	-	-	-	0	0	-	0
35	SALAC Filip	CZE	0	158	0	-	-	-	-	-	-	-	-	-	0	-
36	VAN DE LAGEMAAT Ry	NED	0	158	0	-	-	-	-	-	-	-	0	-	-	-
37	KOFLER Maximilian	AUT	0	158	0	-	-	-	-	-	-	-	-	-	-	0

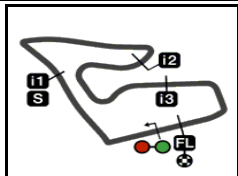
These data/results cannot be reproduced, stored and/or transmitted in whole or in part by any manner of electronic, mechanical, photocopying, recording, broadcasting or otherwise now known or herein after developed without the previous express consent by the copyright owner, except for reproduction in daily press and regular printed publications on sale to the public within 60 days of the event related to those data/results and always provided that copyright symbol appears together as follows below.
© DORNA, 2018

Official MotoGP Timing by TISSOT
www.motogp.com

Spielberg, Sunday, August 12, 2018

Page 2 of 4





4318 m.

EYETIME MOTORRAD GRAND PRIX VON ÖSTERREICH

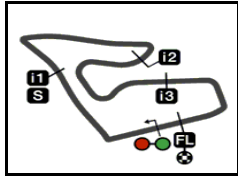
World Championship Classification

30

Constructor	Points	Leader	Previous	QAT	ARG	AME	SPA	FRA	ITA	CAT	NED	GER	CZE	AUT	GBR	RSM	ARA	THA	JPN	AUS	MAL	VAL	
1 HONDA	241			25	20	25	13	13	25	25	25	25	25	20									
2 KTM	216	25	25	11	25	16	25	25	20	20	13	20	16	25									

Team	Points	Leader	Previous	QAT	ARG	AME	SPA	FRA	ITA	CAT	NED	GER	CZE	AUT	GBR	RSM	ARA	THA	JPN	AUS	MAL	VAL	
1 DEL CONCA GRESINI MOTO3	267			35	21	36	9	13	41	9	32	25	25	21									
2 REDOX PRUESTELGP	238	29	29	9	27	25	28	10	20	25	11	29	26	28									
3 LEOPARD RACING	180	87	58	16	22	20	-	-	18	25	26	3	19	31									
4 ESTRELLA GALICIA 0,0	149	118	31	20	30	8	13	8	5	8	20	11	20	6									
5 BESTER CAPITAL DUBAI	121	146	28	5	4	-	27	22	1	-	19	23	9	11									
6 ANGEL NIETO TEAM MOTO3	110	157	11	6	3	14	3	45	13	-	2	4	7	13									
7 RBA BOE SKULL RIDER	91	176	19	14	7	4	6	-	13	16	8	1	14	8									
8 SIC58 SQUADRA CORSE	90	177	1	13	8	7	15	18	7	11	4	-	7	-									
9 PETRONAS SPRINTA RACING	56	211	34	13	11	5	4	-	-	3	-	11	-	9									
10 SUDMETAL SCHEDL GP RACI	54	213	2	-	-	10	25	1	-	-	-	8	8	2									
11 CIP - GREEN POWER	52	215	2	-	-	2	2	7	4	17	-	16	-	4									
12 MARINELLI SNIPERS TEAM	32	235	20	-	6	-	-	9	9	-	-	-	1	7									
13 HONDA TEAM ASIA	28	239	4	9	-	-	7	-	-	12	-	-	-	-									
14 RED BULL KTM AJO	27	240	1	-	-	3	-	5	3	-	9	7	-	-									
15 SKY RACING TEAM VR46	24	243	3	-	-	-	-	2	-	7	9	2	4	-									

These data/results cannot be reproduced, stored and/or transmitted in whole or in part by any manner of electronic, mechanical, photocopying, recording, broadcasting or otherwise now known or herein after developed without the previous express consent by the copyright owner, except for reproduction in daily press and regular printed publications on sale to the public within 60 days of the event related to those data/results and always provided that copyright symbol appears together as follows below.
© DORNA, 2018



EYETIME MOTORRAD GRAND PRIX VON ÖSTERREICH

30

4318 m.

World Championship Classification

16	REALE AVINTIA ACADEMY 77	8	259	16	-	1	6	-	-	-	1	-	-	-	-
----	--------------------------	---	-----	----	---	---	---	---	---	---	---	---	---	---	---

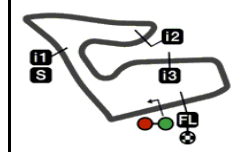
These data/results cannot be reproduced, stored and/or transmitted in whole or in part by any manner of electronic, mechanical, photocopying, recording, broadcasting or otherwise now known or herein after developed without the previous express consent by the copyright owner, except for reproduction in daily press and regular printed publications on sale to the public within 60 days of the event related to those data/results and always provided that copyright symbol appears together as follows below.
© DORNA, 2018



EYETIME MOTORRAD GRAND PRIX VON ÖSTERREICH

Race
Lap Chart

31



4318 m.

Pos	1	2	3	4	5	6	7	8	9	10	11	12	13	14	15	16	17	18	19	20	21	22	23	24	25	26	27	28	29	30
Grid	12	88	75	44	14	19	42	65	33	7	48	5	84	23	10	21	24	71	16	72	81	8	73	41	22	32	40	27	77	17



1	12	88	75	19	14	44	42	48	5	84	7	65	21	33	72	71	23	24	73	10	40	16	81	27	32	17	77	8	22	41	
2	12	88	19	75	14	5	44	42	48	84	7	65	21	72	71	33	24	23	40	10	73	27	17	16	32	81	8	41	77	22	
3	12	88	19	75	5	14	44	48	42	84	7	65	21	33	71	72	24	23	40	10	17	27	73	32	81	8	16	77	22	41	
4	12	19	88	75	5	14	48	44	42	84	7	21	33	71	65	24	72	23	40	17	10	27	32	73	8	81	22	77	16	41	
5	12	88	75	5	19	14	48	44	42	84	21	7	33	71	65	24	72	17	23	40	10	27	73	32	8	81	22	16	77	41	
6	12	88	75	5	19	48	14	44	21	33	84	71	42	7	65	17	24	72	23	40	27	32	10	8	22	73	81	77	16	41	
7	12	88	75	5	48	19	14	44	21	33	84	71	42	7	65	17	24	72	23	40	27	32	8	10	73	22	81	77	16	41	
8	12	88	75	5	48	14	19	21	33	44	42	71	84	7	65	17	24	72	23	40	27	32	10	8	22	77	16	81	73	41	
9	12	88	5	75	48	21	14	33	19	44	84	71	42	65	7	17	24	72	23	40	27	32	10	8	22	77	81	16	73	41	
10	12	88	75	5	48	21	33	19	14	44	84	71	42	65	17	7	24	23	72	40	27	10	32	22	8	77	81	16	73	41	
L a P S	11	12	88	5	75	33	48	21	14	19	44	84	71	17	42	65	7	40	24	23	72	27	32	10	22	8	77	16	81	73	41
	12	12	88	5	75	33	21	48	14	19	44	84	71	17	65	42	7	23	40	24	72	32	27	22	8	77	10	81	73	41	
	13	12	88	5	75	33	48	21	14	19	44	84	71	17	65	42	7	23	40	72	24	32	27	22	8	77	10	81	73	41	
	14	12	5	75	88	33	48	21	14	19	44	84	71	17	65	42	7	23	40	24	72	32	27	22	8	10	77	81	73	41	
	15	12	88	5	75	33	48	21	14	19	44	84	71	17	42	65	7	40	23	24	72	32	27	22	8	77	10	81	73	41	
	16	12	5	88	75	33	48	21	19	14	44	84	71	17	65	42	7	23	40	24	32	27	72	22	8	10	77	81	41	73	
	17	12	5	88	75	33	48	21	19	14	84	44	71	17	65	42	7	23	24	40	27	32	22	72	8	77	10	81	41	73	
	18	12	88	75	5	33	48	14	19	21	84	71	17	44	65	42	7	23	40	24	32	27	22	72	8	77	10	81	41	73	
	19	12	88	75	5	33	48	19	21	14	17	84	44	71	65	42	7	40	23	24	32	27	22	8	72	77	10	81	41	73	
	20	12	88	75	5	33	48	19	21	14	17	44	71	84	65	42	7	40	23	32	24	27	22	8	72	77	10	81	41	73	
	21	12	88	5	75	33	48	19	14	21	17	44	71	84	65	42	7	40	32	24	23	27	22	8	72	77	10	81	73	41	
	22	12	88	5	75	33	48	21	17	19	71	14	44	84	65	42	7	40	32	27	24	23	22	8	72	77	10	81	73	41	
	23	12	33	88	75	48	5	71	19	14	44	21	17	84	65	42	27	7	24	40	32	22	23	8	72	77	10	81	41	73	

Winner Lapped rider

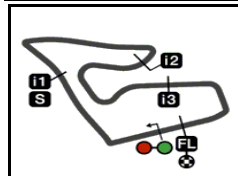
These data/results cannot be reproduced, stored and/or transmitted in whole or in part by any manner of electronic, mechanical, photocopying, recording, broadcasting or otherwise now known or herein after developed without the previous express consent by the copyright owner, except for reproduction in daily press and regular printed publications on sale to the public within 60 days of the event related to those data/results and always provided that copyright symbol appears together as follows below.

© DORNA, 2018

Official MotoGP Timing by TISSOT
www.motogp.com

Spielberg, Sunday, August 12, 2018





4318 m.

EYETIME MOTORRAD GRAND PRIX VON ÖSTERREICH

Race

Fastest Lap of Each Rider

32

	Rider	Nation	Team	Motorcycle	Time	Lap Total	Gap
1	48 Lorenzo DALLA PORTA	ITA	Leopard Racing	HONDA	1'36.307	20 23	
2	33 Enea BASTIANINI	ITA	Leopard Racing	HONDA	1'36.322	19 23	0.015 0.015
3	5 Jaume MASIA	SPA	Bester Capital Dubai	KTM	1'36.512	6 23	0.205 0.190
4	88 Jorge MARTIN	SPA	Del Conca Gresini Moto3	HONDA	1'36.535	19 23	0.228 0.023
5	21 Fabio DI GIANNANTONIO	ITA	Del Conca Gresini Moto3	HONDA	1'36.541	14 23	0.234 0.006
6	75 Albert ARENAS	SPA	Angel Nieto Team Moto3	KTM	1'36.573	19 23	0.266 0.032
7	12 Marco BEZZECCHI	ITA	Redox PruestelGP	KTM	1'36.610	22 23	0.303 0.037
8	17 John MCPHEE	GBR	CIP - Green Power	KTM	1'36.616	17 23	0.309 0.006
9	71 Ayumu SASAKI	JPN	Petronas Sprinta Racing	HONDA	1'36.693	4 23	0.386 0.077
10	14 Tony ARBOLINO	ITA	Marinelli Snipers Team	HONDA	1'36.733	4 23	0.426 0.040
11	19 Gabriel RODRIGO	ARG	RBA BOE Skull Rider	KTM	1'36.741	6 23	0.434 0.008
12	44 Aron CANET	SPA	Estrella Galicia 0,0	HONDA	1'36.760	19 23	0.453 0.019
13	84 Jakub KORNFEIL	CZE	Redox PruestelGP	KTM	1'36.837	14 23	0.530 0.077
14	65 Philipp OETTL	GER	Sudmetal Schedl GP Racing	KTM	1'36.843	13 23	0.536 0.006
15	27 Kaito TOBA	JPN	Honda Team Asia	HONDA	1'36.904	22 23	0.597 0.061
16	42 Marcos RAMIREZ	SPA	Bester Capital Dubai	KTM	1'36.917	13 23	0.610 0.013
17	32 Ai OGURA	JPN	Asia Talent Team	HONDA	1'36.942	18 23	0.635 0.025
18	22 Kazuki MASAKI	JPN	RBA BOE Skull Rider	KTM	1'36.945	19 23	0.638 0.003
19	8 Nicolo BULEGA	ITA	SKY Racing Team VR46	KTM	1'37.130	16 23	0.823 0.185
20	7 Adam NORRODIN	MAL	Petronas Sprinta Racing	HONDA	1'37.154	4 23	0.847 0.024
21	40 Darryn BINDER	RSA	Red Bull KTM Ajo	KTM	1'37.218	9 23	0.911 0.064
22	24 Tatsuki SUZUKI	JPN	SIC58 Squadra Corse	HONDA	1'37.271	22 23	0.964 0.053
23	23 Niccolò ANTONELLI	ITA	SIC58 Squadra Corse	HONDA	1'37.303	7 23	0.996 0.032
24	72 Alonso LOPEZ	SPA	Estrella Galicia 0,0	HONDA	1'37.427	9 23	1.120 0.124
25	77 Vicente PEREZ	SPA	Reale Avintia Academy 77	KTM	1'37.516	13 23	1.209 0.089
26	10 Dennis FOGGIA	ITA	SKY Racing Team VR46	KTM	1'37.603	14 23	1.296 0.087
27	73 Maximilian KOFLER	AUT	Motosport Kofler	KTM	1'37.615	4 23	1.308 0.012
28	81 Stefano NEPA	ITA	CIP - Green Power	KTM	1'37.820	7 23	1.513 0.205
29	16 Andrea MIGNO	ITA	Angel Nieto Team Moto3	KTM	1'37.935	5 11	1.628 0.115
30	41 Nakarin ATIRATPHUVAPAT	THA	Honda Team Asia	HONDA	1'38.141	4 23	1.834 0.206

These data/results cannot be reproduced, stored and/or transmitted in whole or in part by any manner of electronic, mechanical, photocopying, recording, broadcasting or otherwise now known or herein after developed without the previous express consent by the copyright owner, except for reproduction in daily press and regular printed publications on sale to the public within 60 days of the event related to those data/results and always provided that copyright symbol appears together as follows below.

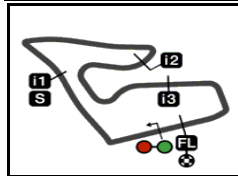
© DORNA, 2018

Official MotoGP Timing by TISSOT
www.motogp.com

Spielberg, Sunday, August 12, 2018

motoEJ™





4318 m.

EYETIME MOTORRAD GRAND PRIX VON ÖSTERREICH

After the Race

Event Best Maximum Speed

33



Rider	Nation Team	Motorcycle	Km/h	
12 Marco BEZZECCHI	ITA Redox PruestelGP	KTM	219.8	Warm Up
48 Lorenzo DALLA PORTA	ITA Leopard Racing	HONDA	219.2	Warm Up
27 Kaito TOBA	JPN Honda Team Asia	HONDA	218.6	Race
17 John MCPHEE	GBR CIP - Green Power	KTM	218.4	Race
19 Gabriel RODRIGO	ARG RBA BOE Skull Rider	KTM	218.3	Warm Up
84 Jakub KORNFEIL	CZE Redox PruestelGP	KTM	218.2	Warm Up
8 Nicolo BULEGA	ITA SKY Racing Team VR46	KTM	218.2	Warm Up
73 Maximilian KOFLEK	AUT Motosport Kofler	KTM	218.2	Race
23 Niccolò ANTONELLI	ITA SIC58 Squadra Corse	HONDA	218.1	Free Practice Nr. 2
75 Albert ARENAS	SPA Angel Nieto Team Moto3	KTM	218.0	Warm Up
14 Tony ARBOLINO	ITA Marinelli Snipers Team	HONDA	217.9	Warm Up
32 Ai OGURA	JPN Asia Talent Team	HONDA	217.8	Warm Up
10 Dennis FOGGIA	ITA SKY Racing Team VR46	KTM	217.6	Race
5 Jaume MASIA	SPA Bester Capital Dubai	KTM	217.5	Warm Up
81 Stefano NEPA	ITA CIP - Green Power	KTM	217.4	Race
33 Enea BASTIANINI	ITA Leopard Racing	HONDA	217.3	Warm Up
77 Vicente PEREZ	SPA Reale Avintia Academy 77	KTM	217.3	Warm Up
71 Ayumu SASAKI	JPN Petronas Sprinta Racing	HONDA	217.2	Warm Up
22 Kazuki MASAKI	JPN RBA BOE Skull Rider	KTM	217.1	Race
40 Darryn BINDER	RSA Red Bull KTM Ajo	KTM	216.9	Warm Up
7 Adam NORRODIN	MAL Petronas Sprinta Racing	HONDA	216.6	Race
21 Fabio DI GIANNANTONIO	ITA Del Conca Gresini Moto3	HONDA	216.3	Warm Up
24 Tatsuki SUZUKI	JPN SIC58 Squadra Corse	HONDA	216.3	Free Practice Nr. 2
42 Marcos RAMIREZ	SPA Bester Capital Dubai	KTM	216.1	Race
65 Philipp OETTL	GER Sudmetal Schedl GP Racing	KTM	215.9	Warm Up
88 Jorge MARTIN	SPA Del Conca Gresini Moto3	HONDA	215.6	Warm Up
16 Andrea MIGNO	ITA Angel Nieto Team Moto3	KTM	215.6	Warm Up
41 Nakarin ATIRATPHUVAPAT	THA Honda Team Asia	HONDA	215.6	Race
44 Aron CANET	SPA Estrella Galicia 0,0	HONDA	215.2	Warm Up
72 Alonso LOPEZ	SPA Estrella Galicia 0,0	HONDA	215.1	Warm Up

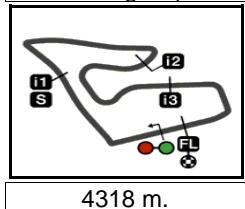
These data/results cannot be reproduced, stored and/or transmitted in whole or in part by any manner of electronic, mechanical, photocopying, recording, broadcasting or otherwise now known or herein after developed without the previous express consent by the copyright owner, except for reproduction in daily press and regular printed publications on sale to the public within 60 days of the event related to those data/results and always provided that copyright symbol appears together as follows below.

© DORNA, 2018

Official MotoGP Timing by TISSOT
www.motogp.com

Spielberg, Sunday, August 12, 2018





4318 m.

EYETIME MOTORRAD GRAND PRIX VON ÖSTERREICH

Moto3™

Race

Chronological Analysis of Performances

34

* Lap / Sector time cancelled T1 Time from finish line to 1st intermediate T3 Time from 2nd intermed. to 3rd intermed.
 P Crossing the finish line in pit lane T2 Time from 1st intermed. to 2nd intermed. T4 Time from 3rd intermediate to finish line

Lap	Lap Time	T1	T2	T3	T4	Speed	Lap	Lap Time	T1	T2	T3	T4	Speed		
1st	12	Marco BEZZECCHI			Redox PruestelGP		ITA		19	1'36.322	21.666	30.264	26.249	18.143	209.3
		Runs=1 Total laps=23 Full laps=21							20	1'36.389	21.647	30.265	26.319	18.158	209.3
1	1'40.770	25.011	30.921	26.435	18.403	207.4	21	1'36.435	21.691	30.255	26.357	18.132	212.0		
2	1'37.087	21.670	30.769	26.321	18.327	209.1	22	1'36.499	21.709	30.434	26.191	18.165	211.9		
3	1'37.191	21.752	30.783	26.224	18.432	208.6	23	1'36.360	21.611	30.393	26.037	18.319	212.5		
4	1'36.950	21.681	30.689	26.278	18.302	209.1	3rd								
5	1'36.984	21.714	30.585	26.307	18.378	209.5	88	Jorge MARTIN			Del Conca Gresini Mo SPA				
6	1'36.918	21.649	30.574	26.354	18.341	210.1		Runs=1 Total laps=23 Full laps=20							
7	1'36.741	21.685	30.481	26.287	18.288	209.5	1	1'40.939	25.142	31.090	26.406	18.301	211.8		
8	1'36.871	21.717	30.545	26.262	18.347	209.0	2	1'37.019	21.705	30.815	26.180	18.319	210.2		
9	1'36.861 *	21.781	30.506	26.237	18.337*	209.0	3	1'37.218	21.790	30.811	26.220	18.397	210.6		
10	1'37.106	21.759	30.736	26.280	18.331	208.7	4	1'37.324	21.762	31.073	26.052	18.437	208.6		
11	1'36.873	21.757	30.452	26.280	18.384	209.0	5	1'36.888	21.820	30.716	26.032	18.320	208.2		
12	1'37.010	21.767	30.653	26.252	18.338	208.4	6	1'36.843	21.830	30.643	26.089	18.281	207.9		
13	1'36.987	21.731	30.600	26.293	18.363	208.9	7	1'36.668 *	21.757	30.590	26.090	18.231*	209.5		
14	1'36.785	21.704	30.469	26.280	18.332	210.2	8	1'36.707	21.799	30.635	26.012	18.261	208.6		
15	1'36.910	21.678	30.510	26.379	18.343	209.7	9	1'36.871	21.803	30.652	26.157	18.259	209.3		
16	1'36.788	21.685	30.434	26.282	18.387	210.6	10	1'37.092	21.744	30.809	26.249	18.290	213.3		
17	1'37.147	21.768	30.616	26.337	18.426	209.5	11	1'36.899	21.790	30.641	26.075	18.393	209.5		
18	1'37.057	21.798	30.617	26.254	18.388	208.7	12	1'37.011	21.747	30.714	26.235	18.315	209.7		
19	1'36.695	21.553	30.501	26.300	18.341	210.5	13	1'37.135	21.809	30.834	26.131	18.361	208.5		
20	1'36.708	21.684	30.428	26.278	18.318	211.0	14	1'36.914	21.970	30.678	25.977	18.289	212.5		
21	1'37.233	21.699	30.770	26.423	18.341	212.5	15	1'36.654	21.692	30.610	25.996	18.356	210.1		
22	1'36.610	21.765	30.380	26.196	18.269	211.8	16	1'37.300	21.756	30.908	26.300	18.336	211.4		
23	1'36.916	21.606	30.504	26.374	18.432	212.7	17	1'37.194	21.680	30.923	26.233	18.358	213.1		
							18	1'36.628	21.653	30.646	26.057	18.272	207.6		
2nd	33	Enea BASTIANINI			Leopard Racing		ITA		19	1'36.535	21.662	30.562	26.076	18.235	209.2
		Runs=1 Total laps=23 Full laps=21							20	1'36.739	21.753	30.530	26.111	18.345	210.7
1	1'43.535	26.039	32.325	26.462	18.709	213.2	21	1'37.173	21.646	30.692	26.523	18.312	214.2		
2	1'38.104	22.027	31.351	26.440	18.286	212.2	22	1'36.836	21.806	30.599	26.128	18.303	211.5		
3	1'37.157	21.720	30.991	26.219	18.227	214.7	23	1'37.155 *	21.78*	30.807	26.296	18.264	210.1		
4	1'36.769	21.742	30.775	26.100	18.152	209.5	4th								
5	1'36.871 *	21.641	31.001	26.031	18.198*	215.8	75	Albert ARENAS			Angel Nieto Team Mot SPA				
6	1'36.801	21.714	30.784	26.058	18.245	214.4		Runs=1 Total laps=23 Full laps=21							
7	1'36.721	21.814	30.620	26.081	18.206	211.6	1	1'41.240	25.060	31.276	26.526	18.378	208.9		
8	1'36.865	21.685	30.841	26.118	18.221	213.3	2	1'37.117	21.797	30.740	26.297	18.283	211.8		
9	1'36.707	21.734	30.563	26.099	18.311	210.3	3	1'37.005	21.528	30.980	26.133	18.364	214.5		
10	1'36.880	21.744	30.883	26.125	18.128	213.6	4	1'37.237	21.628	31.066	26.291	18.252	214.0		
11	1'36.774	21.760	30.516	26.216	18.282	212.4	5	1'36.975	21.756	30.833	26.138	18.248	211.7		
12	1'37.436	22.056	30.800	26.361	18.219	213.9	6	1'36.738	21.683	30.758	26.117	18.180	207.4		
13	1'37.007	22.056	30.518	26.262	18.171	207.3	7	1'36.816 *	21.701	30.745	26.144	18.226*	210.2		
14	1'36.667	21.720	30.535	26.252	18.160	209.2	8	1'36.632	21.651	30.732	26.056	18.193	212.2		
15	1'36.705	21.753	30.432	26.303	18.217	208.2	9	1'36.931	21.706	30.727	26.146	18.352	209.8		
16	1'37.045	21.710	30.736	26.374	18.225	209.3	10	1'36.938	21.603	30.813	26.253	18.269	212.8		
17	1'36.943	21.733	30.668	26.332	18.210	208.9	11	1'37.201	22.075	30.762	26.131	18.233	210.4		
18	1'36.679	21.719	30.498	26.276	18.186	207.8	12	1'36.905	21.543	30.913	26.217	18.232	209.9		

Fastest Lap: Marco BEZZECCHI Redox PruestelGP ITA **1'36.610** 21.765 30.380 26.196 18.269

These data/results cannot be reproduced, stored and/or transmitted in whole or in part by any manner of electronic, mechanical, photocopying, recording, broadcasting or otherwise now known or herein after developed without the previous express consent by the copyright owner, except for reproduction in daily press and regular printed publications on sale to the public within 60 days of the event related to those data/results and always provided that copyright symbol appears together as follows below.
 © DORNA, 2018



Race

Moto3

Lap	Lap Time	T1	T2	T3	T4	Speed	Lap	Lap Time	T1	T2	T3	T4	Speed
13	1'36.977	21.625	30.951	26.102	18.299	213.1	17	1'37.191 *	21.703	30.826	26.315	18.347 *	209.3
14	1'36.767	21.663	30.613	26.124	18.367	213.9	18	1'37.086	21.940	30.837	26.040	18.269	211.5
15	1'36.975	21.762	30.735	26.153	18.325	210.1	19	1'36.536	21.608	30.599	26.039	18.290	213.3
16	1'37.123	21.618	30.885	26.285	18.335	214.2	20	1'36.635	21.702	30.550	26.089	18.294	213.1
17	1'37.199	21.632	31.064	26.206	18.297	211.8	21	1'37.100	21.704	30.789	26.209	18.398	214.9
18	1'36.729	21.598	30.757	26.142	18.232	209.7	22	1'36.828	21.729	30.621	26.131	18.347	215.6
19	1'36.573	21.531	30.632	26.155	18.255	211.5	23	1'37.931 *	21.64*	30.627	26.219	19.437	215.4
20	1'36.672	21.615	30.566	26.213	18.278	213.1							
21	1'37.292	21.567	30.861	26.354	18.510	213.1							
22	1'36.873	21.720	30.694	26.117	18.342	215.6							
23	1'37.656	22.160	30.855	26.176	18.465	212.3							

5th 48 Lorenzo DALLA PO Leopard Racing ITA
Runs=1 Total laps=23 Full laps=19

1	1'42.607	25.991	31.857	26.223	18.536	208.9
2	1'37.688	21.672	31.332	26.291	18.393	217.6
3	1'36.989	21.744	30.849	26.059	18.337	215.3
4	1'36.589	21.570	30.700	26.121	18.198	214.7
5	1'36.746	21.636	30.705	26.113	18.292	215.6
6	1'36.425	21.597	30.661	25.955	18.212	215.9
7	1'36.363	21.600	30.560	25.986	18.217	214.6
8	1'37.774	21.593	31.527	26.280	18.374	216.9
9	1'37.284	21.821	30.800	26.298	18.365	210.4
10	1'37.411	21.817	30.923	26.315	18.356	209.1
11	1'37.395	21.783	30.850	26.372	18.390	209.7
12	1'37.650	21.837	31.282	26.173	18.358	209.5
13	1'37.015	21.728	30.858	26.134	18.295	211.6
14	1'36.558	21.578	30.611	26.069	18.300	215.4
15	1'37.086	21.778	30.865	26.149	18.294	214.2
16	1'36.624	21.561	30.588	26.149	18.326	214.4
17	1'37.008 *	21.543	30.784	26.334	18.347*	214.6
18	1'36.717	21.567	30.740	26.136	18.274	214.6
19	1'36.332 *	21.486	30.549	26.070	18.227*	215.9
20	1'36.307	21.508	30.501	26.111	18.187	215.4
21	1'36.639	21.566	30.600	26.282	18.191	216.6
22	1'36.506 *	21.665	30.539	26.051	18.251*	215.4
23	1'36.906	21.544	30.852	26.030	18.480	217.5

6th 5 Jaume MASIA Bester Capital Dubai SPA
Runs=1 Total laps=23 Full laps=20

1	1'42.676	26.023	31.995	26.186	18.472	214.8
2	1'37.097	21.735	30.906	26.253	18.203	215.0
3	1'36.803	21.758	30.593	26.123	18.329	209.1
4	1'36.746	21.686	30.598	26.174	18.288	209.9
5	1'36.881	21.763	30.669	26.124	18.325	211.0
6	1'36.512	21.719	30.578	26.069	18.146	212.0
7	1'36.568	21.686	30.606	26.082	18.194	211.3
8	1'36.588	21.663	30.705	25.979	18.241	212.7
9	1'36.699	21.706	30.734	26.050	18.209	214.2
10	1'37.267	21.623	31.064	26.275	18.305	209.9
11	1'36.839	21.724	30.597	26.242	18.276	211.5
12	1'36.958	21.640	30.724	26.184	18.410	213.6
13	1'36.998	21.654	30.719	26.129	18.496	211.1
14	1'36.624	21.667	30.479	26.101	18.377	211.2
15	1'37.090	21.630	30.708	26.193	18.559	210.8
16	1'37.064	21.611	30.809	26.307	18.337	215.6

7th 71 Ayumu SASAKI Petronas Sprinta Raci JPN
Runs=1 Total laps=23 Full laps=21

1	1'43.768	26.437	32.360	26.548	18.423	213.7
2	1'37.828	21.787	31.253	26.357	18.431	212.7
3	1'37.358	21.836	31.117	26.133	18.272	215.1
4	1'36.693	21.601	30.918	25.990	18.184	214.6
5	1'36.937	21.616	31.039	26.014	18.268	216.7
6	1'36.910 *	21.673	30.873	26.067	18.297*	216.8
7	1'37.290	21.715	30.890	26.249	18.436	213.8
8	1'37.576	21.879	30.990	26.263	18.444	208.3
9	1'37.366	21.748	30.931	26.183	18.504	211.4
10	1'37.234	21.773	30.835	26.161	18.465	211.2
11	1'37.107	21.803	30.838	26.074	18.392	210.8
12	1'37.167	21.816	30.899	26.068	18.384	210.5
13	1'36.955	21.725	30.847	26.016	18.367	211.4
14	1'36.760	21.649	30.749	26.046	18.316	211.8
15	1'37.054	21.733	30.884	26.100	18.337	211.2
16	1'36.908	21.685	30.821	26.109	18.293	213.6
17	1'36.769	21.641	30.741	26.083	18.304	212.9
18	1'36.840	21.694	30.745	26.058	18.343	210.4
19	1'37.238	21.684	31.021	26.053	18.480	210.7
20	1'37.360	21.748	31.030	26.243	18.339	213.6
21	1'37.291	21.749	30.895	26.108	18.539	213.0
22	1'37.419	21.829	31.036	26.112	18.442	211.8
23	1'37.955	21.830	30.916	26.376	18.833	215.2

8th 19 Gabriel RODRIGO RBA BOE Skull Rider ARG
Runs=1 Total laps=23 Full laps=21

1	1'41.288	25.632	30.847	26.428	18.381	208.4
2	1'36.801	21.694	30.624	26.220	18.263	211.7
3	1'37.177	21.716	30.891	26.132	18.438	214.1
4	1'37.176	21.682	30.746	26.175	18.573	211.5
5	1'37.828	21.971	30.933	26.552	18.372	210.2
6	1'36.741	21.702	30.703	26.060	18.276	213.1
7	1'37.934	21.890	31.266	26.292	18.486	212.3
8	1'37.382	21.917	30.807	26.203	18.455	210.0
9	1'37.285 *	21.659	31.039	26.146	18.441*	208.3
10	1'37.452	21.728	31.172	26.190	18.362	215.1
11	1'37.214	21.787	30.744	26.286	18.397	213.3
12	1'37.087	21.773	30.782	26.169	18.363	209.0
13	1'36.916	21.590	30.927	26.056	18.343	211.3
14	1'36.782	21.486	30.812	26.137	18.347	217.3
15	1'36.833	21.716	30.782	26.021	18.314	215.0
16	1'37.080	21.601	30.916	26.174	18.389	216.0
17	1'37.006	21.677	30.847	26.171	18.311	213.8
18	1'37.084	21.731	30.818	26.157	18.378	209.3
19	1'37.180	21.616	30.673	26.355	18.536	213.4
20	1'37.623	21.852	30.818	26.461	18.492	208.9

Fastest Lap: Marco BEZZECCHI Redox PruestelGP ITA 1'36.610 21.765 30.380 26.196 18.269

These data/results cannot be reproduced, stored and/or transmitted in whole or in part by any manner of electronic, mechanical, photocopying, recording, broadcasting or otherwise now known or herein after developed without the previous express consent by the copyright owner, except for reproduction in daily press and regular printed publications on sale to the public within 60 days of the event related to those data/results and always provided that copyright symbol appears together as follows below.
© DORNA, 2018

Race

Moto3

Lap	Lap Time	T1	T2	T3	T4	Speed	Lap	Lap Time	T1	T2	T3	T4	Speed	
21	1'37.411	21.819	30.621	26.451	18.520	210.6	11th	21	Fabio DI GIANNANT Del Conca Gresini Mo ITA					
22	1'38.470	22.246	31.520	26.287	18.417	210.8			Runs=1	Total laps=23	Full laps=21			
23	1'38.106	21.759	30.932	26.499	18.916	215.3	1	1'43.496	26.179	32.353	26.425	18.539	214.2	
							2	1'37.929	21.964	31.340	26.248	18.377	209.5	
							3	1'37.079	21.900	30.920	26.098	18.161	210.4	
							4	1'36.901	21.795	30.899	26.070	18.137	208.6	
							5	1'36.705	21.705	30.762	26.106	18.132	213.0	
							6	1'36.576 *	21.756	30.629	26.020	18.171 *	215.4	
							7	1'36.933	22.011	30.742	25.974	18.206	208.8	
							8	1'36.761	21.820	30.727	25.988	18.226	209.5	
							9	1'36.746	21.701	30.728	26.157	18.160	212.0	
							10	1'37.140	21.964	30.808	26.203	18.165	207.2	
							11	1'37.084	21.926	30.719	26.063	18.376	207.6	
							12	1'37.323	21.818	31.110	26.209	18.186	211.5	
							13	1'37.344	22.055	30.910	26.119	18.260	204.2	
							14	1'36.541	21.639	30.684	25.940	18.278	214.8	
							15	1'37.098	21.753	30.869	26.223	18.253	209.9	
							16	1'37.008	21.739	30.862	26.192	18.215	214.7	
							17	1'37.139	21.917	30.803	26.178	18.241	208.6	
							18	1'37.454	21.951	30.961	26.074	18.468	206.3	
							19	1'37.017	21.680	30.796	26.061	18.480	212.2	
							20	1'37.652	21.988	30.789	26.403	18.472	211.6	
							21	1'37.494	21.953	30.885	26.315	18.341	214.5	
							22	1'37.994	21.996	31.110	26.387	18.501	207.4	
							23	1'38.608	22.039	30.861	26.533	19.175	207.6	
							12th	17	John MCPHEE CIP - Green Power GBR					
									Runs=1	Total laps=23	Full laps=21			
							1	1'45.579	27.154	32.783	26.891	18.751	211.9	
							2	1'38.202	21.747	31.367	26.404	18.684	216.8	
							3	1'37.425	21.633	30.929	26.388	18.475	218.4	
							4	1'36.885 *	21.773	30.599	26.222 *	18.291	211.3	
							5	1'36.833	21.593	30.701	26.268	18.271	213.5	
							6	1'37.311	21.706	30.811	26.425	18.369	213.1	
							7	1'37.143	21.752	30.577	26.411	18.403	210.6	
							8	1'37.003	21.826	30.572	26.333	18.272	208.7	
							9	1'37.043	21.918	30.613	26.190	18.322	209.3	
							10	1'36.785	21.733	30.605	26.030	18.417	210.2	
							11	1'37.091	21.616	30.934	26.214	18.327	213.5	
							12	1'36.970	21.779	30.604	26.195	18.392	209.3	
							13	1'36.781	21.731	30.583	26.147	18.320	210.4	
							14	1'36.771	21.762	30.513	26.150	18.346	211.2	
							15	1'36.794	21.735	30.616	26.141	18.302	211.3	
							16	1'36.632	21.658	30.558	26.103	18.313	213.1	
							17	1'36.616	21.533	30.759	26.059	18.265	215.4	
							18	1'36.905	21.667	30.740	26.247	18.251	213.9	
							19	1'36.731	21.422	30.654	26.269	18.386	216.0	
							20	1'36.618	21.714	30.507	26.165	18.232	211.9	
							21	1'37.628	21.910	30.750	26.560	18.408	216.0	
							22	1'37.894	21.772	31.232	26.406	18.484	213.8	
							23	1'38.502	21.799	30.726	26.645	19.332	212.5	
							13th	84	Jakub KORNFEL Redox PruestelGP CZE					
									Runs=1	Total laps=23	Full laps=16			
							1	1'42.678	25.968	31.652	26.263	18.795	210.1	
							2	1'37.827	22.011	31.172	26.113	18.531	212.6	
							Fastest Lap: Marco BEZZECCHI Redox PruestelGP ITA 1'36.610 21.765 30.380 26.196 18.269							

These data/results cannot be reproduced, stored and/or transmitted in whole or in part by any manner of electronic, mechanical, photocopying, recording, broadcasting or otherwise now known or herein after developed without the previous express consent by the copyright owner, except for reproduction in daily press and regular printed publications on sale to the public within 60 days of the event related to those data/results and always provided that copyright symbol appears together as follows below.
© DORNA, 2018

Race

Moto3

Lap	Lap Time	T1	T2	T3	T4	Speed	Lap	Lap Time	T1	T2	T3	T4	Speed
3	1'37.435 *	21.736	31.023	26.216*	18.460	214.8	7	1'37.245	21.676	30.910	26.256	18.403	215.6
4	1'36.876 *	21.674	30.865	26.006	18.331*	212.7	8	1'37.385	21.797	30.843	26.325	18.420	213.7
5	1'37.202	21.730	30.856	26.220	18.396	214.1	9	1'38.071	21.783	31.501	26.306	18.481	211.1
6	1'37.238	21.798	30.982	25.979	18.479	211.6	10	1'37.352	21.791	30.871	26.267	18.423	214.1
7	1'37.510	21.808	31.024	26.192	18.486	212.3	11	1'37.719	21.778	31.052	26.406	18.483	210.4
8	1'37.636	22.022	31.055	26.116	18.443	215.0	12	1'37.460	21.711	31.196	26.172	18.381	214.9
9	1'37.188	21.737	30.974	26.100	18.377	211.8	13	1'36.917	21.750	30.800	26.111	18.256	213.8
10	1'37.194 *	21.722	30.886	26.115	18.471*	209.7	14	1'36.930	21.728	30.779	26.163	18.260	212.6
11	1'37.191	21.756	30.886	26.143	18.406	210.4	15	1'37.190	21.742	30.717	26.294	18.437	214.0
12	1'37.051	21.842	30.798	26.070	18.341	208.8	16	1'38.136	21.889	31.217	26.383	18.647	209.7
13	1'36.940	21.774	30.781	26.061	18.324	209.9	17	1'37.801	21.772	30.900	26.510	18.619	212.0
14	1'36.837	21.641	30.763	26.135	18.298	211.0	18	1'37.513	21.823	30.857	26.277	18.556	209.7
15	1'37.055	21.790	30.785	26.085	18.395	211.2	19	1'37.529	21.770	30.836	26.311	18.612	211.5
16	1'36.897	21.712	30.718	26.133	18.334	211.8	20	1'37.743	21.931	30.934	26.322	18.556	210.3
17	1'36.748 *	21.615	30.816	26.055	18.262*	212.3	21	1'37.738	21.991	30.833	26.376	18.538	211.7
18	1'36.846 *	21.633	30.746	26.100	18.367*	209.9	22	1'37.684	21.931	30.878	26.345	18.530	210.3
19	1'37.221	21.792	31.002	26.000	18.427	211.0	23	1'37.817	21.960	30.870	26.333	18.654	212.3
20	1'37.716	21.976	31.133	26.164	18.443	207.6							
21	1'37.177	21.602	31.008	26.118	18.449	217.3							
22	1'38.778	21.769	30.906	26.232	19.871	215.7							
23	1'37.628 *	21.91*	30.878	26.319	18.514	211.2							

14th 65 Philipp OETTL		Sudmetal Schedl GP		GER		
Runs=1	Total laps=23	Full laps=20				
1	1'43.284	25.911	32.332	26.524	18.517	208.6
2	1'37.748	21.812	31.230	26.297	18.409	210.9
3	1'37.389	21.800	31.033	26.245	18.311	210.5
4	1'37.788 *	22.106	31.264	26.132	18.286*	210.4
5	1'37.282	21.793	30.891	26.263	18.335	210.8
6	1'37.092	21.715	30.835	26.186	18.356	210.5
7	1'37.207 *	21.89*	30.753	26.179	18.382*	209.5
8	1'37.478	21.757	31.198	26.150	18.373	209.4
9	1'37.146	21.772	30.783	26.137	18.454	209.9
10	1'37.342	21.726	31.016	26.179	18.421	210.7
11	1'37.730	21.781	31.346	26.257	18.346	214.1
12	1'37.245	21.706	31.045	26.182	18.312	214.4
13	1'36.843	21.763	30.713	26.151	18.216	210.0
14	1'37.030	21.691	30.740	26.304	18.295	211.1
15	1'37.626	21.862	31.166	26.232	18.366	210.6
16	1'37.637	21.707	30.955	26.440	18.535	213.1
17	1'37.531	21.819	30.917	26.382	18.413	208.8
18	1'37.633	21.876	30.880	26.424	18.453	207.2
19	1'37.744	21.847	30.806	26.508	18.583	208.0
20	1'37.637	21.975	30.817	26.443	18.402	207.2
21	1'37.698	21.967	30.745	26.428	18.558	208.9
22	1'37.896	22.015	30.847	26.464	18.570	207.2
23	1'37.877	21.897	30.879	26.410	18.691	208.0

15th 42 Marcos RAMIREZ		Bester Capital Dubai		SPA		
Runs=1	Total laps=23	Full laps=20				
1	1'42.451	25.828	31.607	26.384	18.632	210.9
2	1'37.807	21.793	31.240	26.248	18.526	214.1
3	1'37.308	21.875	30.968	26.113	18.352	214.3
4	1'37.016 *	21.775	30.851	26.080	18.310*	211.7
5	1'37.388	21.781	30.921	26.307	18.379	211.2
6	1'37.695 *	21.922	31.118	26.154	18.501*	216.1

16th 27 Kaito TOBA		Honda Team Asia		JPN		
Runs=1	Total laps=23	Full laps=19				
1	1'45.423	27.253	32.545	26.798	18.827	218.6
2	1'38.224	21.744	31.340	26.548	18.592	215.8
3	1'37.924	21.722	31.296	26.356	18.550	214.1
4	1'37.477	21.631	31.162	26.229	18.455	215.3
5	1'38.360	21.751	31.366	26.598	18.645	213.5
6	1'37.907 *	21.715	31.399	26.289	18.504*	208.6
7	1'37.844	21.924	30.872	26.515	18.533	208.7
8	1'37.897	21.862	31.036	26.456	18.543	208.7
9	1'37.492	21.876	30.828	26.357	18.431	208.4
10	1'38.015	21.892	31.174	26.460	18.489	207.8
11	1'37.709 *	21.884	30.946*	26.421	18.458	208.0
12	1'37.607	21.853	30.810	26.452	18.492	209.7
13	1'37.370	21.937	30.829	26.183	18.421	211.3
14	1'37.161	21.852	30.740	26.232	18.337	210.4
15	1'37.293	21.816	30.723	26.269	18.485	211.6
16	1'37.495	21.810	30.855	26.288	18.542	214.7
17	1'37.498	21.837	30.986	26.340	18.335	209.8
18	1'37.035	21.745	30.748	26.104	18.438	208.2
19	1'36.874 *	21.663	30.811	26.053	18.347*	212.7
20	1'37.510	21.804	30.743	26.432	18.531	216.0
21	1'37.563	21.908	30.965	26.185	18.505	216.0
22	1'36.904	21.633	30.869	26.068	18.334	214.5
23	1'37.993	21.874	30.881	26.538	18.700	214.2

17th 7 Adam NORRODIN		Petronas Sprinta Raci		MAL		
Runs=1	Total laps=23	Full laps=19				
1	1'42.931	25.887	32.251	26.421	18.372	211.5
2	1'37.670	21.924	31.172	26.259	18.315	211.1
3	1'37.441	21.828	31.066	26.237	18.310	212.3
4	1'37.154	21.732	30.975	26.207	18.240	212.4
5	1'37.154 *	21.792	31.005	26.163	18.194*	210.4
6	1'37.361 *	21.878	31.089	26.150	18.244*	216.6
7	1'37.248	21.695	30.989	26.220	18.344	215.7
8	1'37.551	21.911	31.146	26.190	18.304	214.0
9	1'37.969	21.843	31.094	26.501	18.531	212.3
10	1'37.780	21.737	31.107	26.216	18.720	214.2

Fastest Lap: Marco BEZZECCHI Redox PruestelGP ITA 1'36.610 21.765 30.380 26.196 18.269

These data/results cannot be reproduced, stored and/or transmitted in whole or in part by any manner of electronic, mechanical, photocopying, recording, broadcasting or otherwise now known or herein after developed without the previous express consent by the copyright owner, except for reproduction in daily press and regular printed publications on sale to the public within 60 days of the event related to those data/results and always provided that copyright symbol appears together as follows below.
© DORNA, 2018



Race

Moto3

Lap	Lap Time	T1	T2	T3	T4	Speed	Lap	Lap Time	T1	T2	T3	T4	Speed
11	1'37.412	21.780	30.961	26.313	18.358	212.0	15	1'37.533	21.754	30.949	26.308	18.522	211.9
12	1'37.343	21.829	30.917	26.264	18.333	210.6	16	1'37.828	21.859	31.144	26.277	18.548	210.4
13	1'37.216	21.678	31.011	26.123	18.404	214.5	17	1'37.865	21.883	31.139	26.238	18.605	206.8
14	1'37.868	22.040	30.983	26.455	18.390	208.8	18	1'37.382	21.761	30.929	26.267	18.425	207.7
15	1'37.554	21.929	30.810	26.422	18.393	207.7	19	1'37.266	21.741	30.664	26.356	18.505	211.9
16	1'38.037	21.978	30.990	26.529	18.540	208.0	20	1'37.652	21.899	30.829	26.502	18.422	208.8
17	1'38.167	21.987	31.041	26.628	18.511	208.0	21	1'37.453	21.841	30.727	26.314	18.571	210.8
18	1'38.137	21.987	30.952	26.562	18.636	206.5	22	1'37.587	21.952	30.877	26.259	18.499	208.0
19	1'37.950	21.975	30.875	26.586	18.514	208.2	23	1'38.320	22.021	31.198	26.298	18.803	207.3
20	1'37.962 *	22.041	30.745	26.683	18.493*	207.6							
21	1'38.138	21.991	30.811	26.668	18.668	209.4							
22	1'38.345	22.154	31.007	26.589	18.595	206.8							
23	1'38.229	22.154	30.976	26.417	18.682	212.4							

20th 32 Ai OGURA

Asia Talent Team JPN

Runs=1 Total laps=23 Full laps=20

1	1'45.520	27.209	32.592	26.872	18.847	217.5
2	1'38.386	21.964	31.337	26.579	18.506	214.8
3	1'37.888	21.773	31.068	26.398	18.649	212.6
4	1'37.405	21.623	31.009	26.307	18.466	215.4
5	1'38.414 *	21.689	31.356	26.762	18.607*	215.3
6	1'37.722	21.692	31.091	26.373	18.566	216.0
7	1'37.878	21.963	30.895	26.589	18.431	209.0
8	1'37.986	21.910	31.009	26.454	18.613	211.4
9	1'37.581	21.828	30.882	26.475	18.396	210.8
10	1'38.149	21.844	31.038	26.701	18.566	209.2
11	1'37.383	21.694	30.870	26.419	18.400	210.4
12	1'37.522	21.849	30.776	26.418	18.479	211.1
13	1'37.355	21.952	30.581	26.358	18.464	208.0
14	1'37.158	21.864	30.577	26.319	18.398	209.1
15	1'37.252	21.781	30.684	26.343	18.444	208.9
16	1'37.582	21.813	30.788	26.387	18.594	210.5
17	1'37.556	21.906	31.092	26.219	18.339	212.6
18	1'36.942	21.698	30.596	26.218	18.430	210.4
19	1'36.851 *	21.870	30.573	26.058	18.350*	216.7
20	1'37.399	21.849	30.752	26.378	18.420	211.8
21	1'37.471	21.969	30.586	26.424	18.492	211.0
22	1'37.102	21.858	30.663	26.174	18.407	209.5
23	1'38.298	22.079	31.345	26.238	18.636	210.6

18th 24 Tatsuki SUZUKI

SIC58 Squadra Corse JPN

Runs=1 Total laps=23 Full laps=17

1	1'43.981	26.597	32.292	26.699	18.393	212.5
2	1'38.243	21.866	31.347	26.466	18.564	213.0
3	1'37.566	22.040	31.003	26.246	18.277	209.6
4	1'37.428 *	21.744	31.059	26.304*	18.321	211.8
5	1'37.444	21.911	30.841	26.359	18.333	210.2
6	1'37.671	22.024	30.907	26.404	18.336	206.8
7	1'37.357 *	21.816	30.954	26.294	18.293*	210.4
8	1'37.352	21.960	30.780	26.372	18.240	208.0
9	1'37.499	21.979	30.815	26.341	18.364	207.0
10	1'37.673 *	21.948	30.908	26.463*	18.354	206.1
11	1'38.197	21.962	31.096	26.719	18.420	205.2
12	1'37.958	22.018	31.035	26.481	18.424	210.8
13	1'38.200	22.161	31.097	26.213	18.729	202.0
14	1'37.374	22.018	30.894	26.213	18.249	208.3
15	1'37.547	21.726	30.977	26.379	18.465	213.6
16	1'37.810	21.926	31.041	26.295	18.548	211.7
17	1'37.669	21.828	31.282	26.142	18.417	210.8
18	1'38.145 *	22.192	30.933	26.339	18.681*	206.9
19	1'37.387 *	21.951	30.685	26.373	18.378*	208.1
20	1'37.507	22.034	30.753	26.361	18.359	214.5
21	1'37.457	21.925	30.900	26.307	18.325	210.2
22	1'37.271	21.851	30.952	26.177	18.291	207.5
23	1'37.966	21.926	31.185	26.224	18.631	215.3

19th 40 Darryn BINDER

Red Bull KTM Ajo RSA

Runs=1 Total laps=23 Full laps=20

1	1'44.974	27.087	32.089	27.163	18.635	213.0
2	1'37.880	21.865	31.039	26.497	18.479	213.9
3	1'37.558 *	21.824	30.966	26.311*	18.457	210.0
4	1'37.287	21.820	30.862	26.201	18.404	210.4
5	1'38.174	21.949	31.480	26.226	18.519	211.2
6	1'37.549	21.844	30.935	26.266	18.504	211.5
7	1'37.326	21.886	30.800	26.257	18.383	209.4
8	1'37.397	21.925	30.852	26.265	18.355	209.1
9	1'37.218	21.848	30.836	26.092	18.442	209.2
10	1'37.305 *	21.815	30.954	26.201*	18.335	209.8
11	1'37.658	21.732	30.986	26.406	18.534	209.5
12	1'37.947	21.939	30.956	26.522	18.530	206.5
13	1'38.264	22.251	31.016	26.196	18.801	203.2
14	1'37.325	22.065	30.758	26.227	18.275	213.9

21st 22 Kazuki MASAKI

RBA BOE Skull Rider JPN

Runs=1 Total laps=23 Full laps=20

1	1'45.834	27.041	32.944	27.088	18.761	212.6
2	1'38.777	22.024	31.682	26.500	18.571	215.5
3	1'37.851	21.855	31.360	26.175	18.461	215.3
4	1'37.350	21.731	31.181	26.079	18.359	210.9
5	1'38.124	21.710	31.236	26.503	18.675	217.1
6	1'37.913	21.879	31.280	26.249	18.505	216.0
7	1'38.017	21.871	31.344	26.176	18.626	216.6
8	1'37.726	22.100	31.017	26.253	18.356	209.0
9	1'37.656	21.774	31.135	26.268	18.479	215.1
10	1'37.736	21.697	31.028	26.446	18.565	213.5
11	1'37.931	21.840	31.233	26.358	18.500	210.4
12	1'37.490	21.811	31.054	26.242	18.383	210.6
13	1'37.495	21.759	31.050	26.307	18.379	212.2
14	1'37.052	21.722	30.754	26.249	18.327	212.2
15	1'37.192	21.780	30.872	26.190	18.350	211.7
16	1'37.263	21.775	30.812	26.165	18.511	213.6
17	1'37.665	21.741	31.380	26.230	18.314	217.0
18	1'36.746 *	21.682	30.790	26.021	18.253*	211.9

Fastest Lap: Marco BEZZECCHI Redox PruestelGP ITA **1'36.610** 21.765 30.380 26.196 18.269

These data/results cannot be reproduced, stored and/or transmitted in whole or in part by any manner of electronic, mechanical, photocopying, recording, broadcasting or otherwise now known or herein after developed without the previous express consent by the copyright owner, except for reproduction in daily press and regular printed publications on sale to the public within 60 days of the event related to those data/results and always provided that copyright symbol appears together as follows below.

© DORNA, 2018



Race

Moto3

Lap	Lap Time	T1	T2	T3	T4	Speed	Lap	Lap Time	T1	T2	T3	T4	Speed
19	1'36.945	21.681	30.915	25.896	18.453	215.6	23	1'38.269	22.113	30.940	26.636	18.580	208.0
20	1'37.359 *	21.880	30.899	26.173	18.407*	216.3	24th 72 Alonso LOPEZ Estrella Galicia 0,0 SPA						
21	1'37.657	22.039	30.923	26.227	18.468	217.1	Runs=1 Total laps=23 Full laps=17						
22	1'37.341	21.779	31.073	26.200	18.289	215.5	1	1'43.577	26.541	32.063	26.413	18.560	207.4
23	1'37.784	21.682	31.231	26.200	18.671	217.0	2	1'37.907	21.919	31.137	26.334	18.517	214.0
22nd 23 Niccolò ANTONELL SIC58 Squadra Corse ITA							3	1'38.194 *	21.882	31.624	26.283	18.405*	208.9
Runs=1 Total laps=23 Full laps=18							4	1'37.611 *	21.813	30.998	26.353*	18.447	208.8
1	1'43.833	26.533	32.217	26.749	18.334	207.3	5	1'37.543	21.812	31.143	26.253	18.335	207.9
2	1'38.407	21.924	31.314	26.488	18.681	213.0	6	1'37.635 *	22.048	30.956	26.285*	18.346	211.4
3	1'37.746	21.869	31.020	26.310	18.547	209.9	7	1'37.438 *	21.724	30.856	26.310	18.548*	213.7
4	1'37.580	21.691	31.013	26.503	18.373	213.5	8	1'37.445	21.850	30.930	26.316	18.349	210.9
5	1'37.820	22.137	31.056	26.311	18.316	212.6	9	1'37.427	21.898	30.908	26.292	18.329	208.8
6	1'37.410 *	21.853	30.859	26.368*	18.330	211.6	10	1'37.812	21.843	31.118	26.448	18.403	208.4
7	1'37.303	21.786	30.798	26.430	18.289	211.3	11	1'38.110	22.307	31.004	26.424	18.375	207.8
8	1'37.468 *	21.829	31.026	26.368	18.245*	211.3	12	1'37.820	21.910	31.134	26.294	18.482	210.3
9	1'37.428	21.829	30.828	26.435	18.336	210.5	13	1'38.027	21.972	30.880	26.350	18.825	208.5
10	1'37.543 *	21.760	30.882	26.494*	18.407	210.0	14	1'38.078	22.242	31.082	26.347	18.407	212.5
11	1'37.958	22.003	30.904	26.708	18.343	210.2	15	1'38.071	21.979	30.944	26.504	18.644	208.0
12	1'37.767	21.870	30.985	26.494	18.418	209.6	16	1'38.595	22.029	31.328	26.546	18.692	207.9
13	1'37.811	22.053	30.863	26.496	18.399	206.1	17	1'37.959	21.807	31.296	26.328	18.528	211.7
14	1'37.453	21.933	30.778	26.479	18.263	207.2	18	1'37.352 *	21.67*	30.948	26.343*	18.388	213.2
15	1'37.909	21.973	30.865	26.534	18.537	205.7	19	1'38.430	22.719	30.823	26.437	18.451	209.5
16	1'37.660	21.857	30.814	26.517	18.472	211.2	20	1'37.971	22.001	30.908	26.518	18.544	208.9
17	1'37.746	21.944	30.909	26.505	18.388	206.4	21	1'38.007	21.990	30.960	26.573	18.484	209.6
18	1'37.465	21.959	30.715	26.480	18.311	205.8	22	1'37.984	22.056	30.954	26.531	18.443	206.4
19	1'37.626	21.809	30.944	26.540	18.333	207.0	23	1'38.261	22.095	30.976	26.601	18.589	208.8
20	1'37.509	21.893	30.791	26.504	18.321	210.3	25th 77 Vicente PEREZ Reale Avintia Academ SPA						
21	1'38.193 *	21.909	31.322	26.407	18.555*	212.3	Runs=1 Total laps=23 Full laps=15						
22	1'37.420	21.875	30.959	26.317	18.269	216.4	1	1'45.744	27.164	32.532	26.739	19.309	210.2
23	1'38.124	21.895	31.207	26.302	18.720	216.4	2	1'38.792	21.981	31.701	26.477	18.633	212.5
23rd 8 Nicolo BULEGA SKY Racing Team VR ITA							3	1'37.788	21.821	31.330	26.153	18.484	214.7
Runs=1 Total laps=23 Full laps=21							4	1'37.812 *	21.880	31.394	26.065	18.473*	211.9
1	1'45.774	27.046	32.872	27.055	18.801	213.9	5	1'38.355 *	21.860	31.464	26.459*	18.572	210.9
2	1'38.463	21.955	31.488	26.532	18.488	211.0	6	1'37.833 *	21.749	31.166	26.185*	18.733	214.1
3	1'37.845	21.848	31.185	26.370	18.442	214.3	7	1'38.120 *	21.662	31.518	26.403	18.537*	216.9
4	1'37.382	21.607	31.124	26.306	18.345	215.9	8	1'37.628 *	21.731	31.206	26.127	18.564*	216.1
5	1'38.280	21.670	31.227	26.695	18.688	214.8	9	1'37.504 *	21.74*	31.119	26.078	18.566	212.4
6	1'38.054	21.768	31.525	26.273	18.488	215.3	10	1'37.716	21.734	31.116	26.299	18.567	214.4
7	1'37.664	21.753	30.952	26.442	18.517	212.9	11	1'37.878	21.750	31.265	26.274	18.589	215.7
8	1'38.013	21.817	30.949	26.485	18.762	212.9	12	1'37.532	21.693	31.275	26.077	18.487	216.1
9	1'37.749	21.796	31.096	26.356	18.501	213.9	13	1'37.516	21.764	31.061	26.153	18.538	213.7
10	1'37.871	21.902	31.065	26.411	18.493	213.2	14	1'38.158	21.769	30.846	27.053	18.490	215.0
11	1'37.936	21.754	31.083	26.440	18.659	212.4	15	1'37.650	21.686	30.939	26.419	18.606	212.6
12	1'37.507	21.780	30.798	26.407	18.522	210.4	16	1'38.439	21.990	31.567	26.295	18.587	210.7
13	1'37.514	21.669	30.871	26.440	18.534	214.6	17	1'37.718	21.740	30.987	26.358	18.633	214.0
14	1'37.307	21.707	30.836	26.404	18.360	213.3	18	1'38.055	21.849	31.182	26.343	18.681	208.2
15	1'37.503	21.692	30.884	26.415	18.512	212.1	19	1'37.866	21.846	31.028	26.316	18.676	209.7
16	1'37.130	21.691	30.575	26.387	18.477	211.4	20	1'37.921	21.922	30.980	26.426	18.593	210.1
17	1'37.551	21.753	31.017	26.301	18.480	211.4	21	1'38.121 *	21.896	31.096	26.418	18.711*	212.3
18	1'37.308 *	21.733	30.725	26.464*	18.386	212.0	22	1'38.445	22.061	31.131	26.492	18.761	209.1
19	1'37.723	22.005	30.765	26.460	18.493	210.1	23	1'38.241	21.875	31.200	26.419	18.747	210.8
20	1'37.771	21.803	30.962	26.516	18.490	208.6							
21	1'37.865	21.868	30.845	26.568	18.584	209.0							
22	1'38.138	22.032	31.098	26.518	18.490	206.0							

Fastest Lap: Marco BEZZECCHI Redox PruestelGP ITA **1'36.610** 21.765 30.380 26.196 18.269

These data/results cannot be reproduced, stored and/or transmitted in whole or in part by any manner of electronic, mechanical, photocopying, recording, broadcasting or otherwise now known or herein after developed without the previous express consent by the copyright owner, except for reproduction in daily press and regular printed publications on sale to the public within 60 days of the event related to those data/results and always provided that copyright symbol appears together as follows below.
© DORNA, 2018

Official MotoGP Timing by TISSOT
www.motogp.com

Spielberg, Sunday, August 12, 2018

Page 6 of 8



Race

Moto3

Lap	Lap Time	T1	T2	T3	T4	Speed	Lap	Lap Time	T1	T2	T3	T4	Speed	
26th	10	Dennis FOGGIA SKY Racing Team VR ITA					3	1'38.622 *	21.976	31.656	26.489	18.501 *	215.6	
		Runs=1	Total laps=23	Full laps=15			4	1'38.141	22.012	31.123	26.465	18.541	209.4	
1	1'44.892	26.226	33.222	26.696	18.748	217.6	5	1'38.602	22.137	31.302	26.673	18.490	207.9	
2	1'38.302	21.886	31.329	26.407	18.680	212.7	6	1'38.426	22.137	31.118	26.599	18.572	207.8	
3	1'37.960 *	21.890	31.190	26.362 *	18.518 *	212.9	7	1'38.765	22.108	31.305	26.643	18.709	206.6	
4	1'37.626	21.929	31.013	26.253	18.431	210.4	8	1'38.736	22.223	31.234	26.637	18.642	205.1	
5	1'38.561	21.816	31.643	26.520	18.582	211.5	9	1'38.561 *	22.216	31.093	26.656	18.596 *	205.4	
6	1'38.334 *	21.792	31.353 *	26.515	18.674	212.0	10	1'38.499	22.087	31.070	26.755	18.587	204.3	
7	1'37.958	21.919	31.152	26.267	18.620	214.2	11	1'38.483	22.117	30.976	26.776	18.614	204.5	
8	1'37.762	21.883	31.013	26.233	18.633	213.3	12	1'38.685	22.174	31.067	26.821	18.623	204.6	
9	1'37.644 *	21.760	31.112	26.316	18.456 *	214.8	13	1'38.502	22.176	30.990	26.770	18.566	204.2	
10	1'37.832	21.760	31.041	26.415	18.616	213.2	14	1'38.697 *	22.175	31.169 *	26.883	18.470	205.6	
11	1'37.961	21.897	31.069	26.416	18.579	211.8	15	1'39.143	22.127	31.126	26.846	19.044	204.9	
12	1'38.248	21.983	31.433	26.300	18.532	209.0	16	1'39.102 *	22.246	31.151	26.949	18.756 *	206.1	
13	1'37.618	21.766	30.972	26.347	18.533	212.3	17	1'39.668	22.215	31.526	27.015	18.912	204.0	
14	1'37.603	21.833	30.945	26.350	18.475	212.1	18	1'38.362	22.056	31.054	26.743	18.509	203.2	
15	1'37.852	21.790	31.002	26.444	18.616	213.2	19	1'38.533	22.165	31.075	26.771	18.522	203.8	
16	1'38.184 *	21.859	31.203	26.506	18.616 *	210.7	20	1'38.930 *	22.226	31.003	26.869	18.832 *	205.5	
17	1'38.210 *	21.83 *	31.248	26.471	18.655	210.4	21	1'39.768	22.188	31.706	26.957	18.917	209.4	
18	1'38.169 *	21.826	31.152	26.581	18.610 *	208.1	22	1'40.286 *	22.731	31.767 *	27.011	18.777	208.3	
19	1'38.001 *	21.802	31.071	26.546	18.582 *	210.1	23	1'39.121	22.207	31.446	26.875	18.593	206.5	
20	1'37.949	21.854	30.975	26.535	18.585	210.8								
21	1'38.043	21.855	30.976	26.527	18.685	213.0	29th	73	Maximilian KOFLER Motosport Kofler AUT					
22	1'38.162	22.026	31.037	26.511	18.588	208.4			Runs=1	Total laps=23	Full laps=17			
23	1'38.074	21.834	31.118	26.548	18.574	212.8	1	1'44.472	26.856	32.239	26.650	18.727	215.2	
							2	1'38.845	21.869	31.440	26.639	18.897	211.9	
							3	1'38.391	21.802	31.174	26.661	18.754	214.1	
							4	1'37.615	21.527	30.998	26.293	18.797	216.6	
							5	1'38.230	21.620	31.299	26.695	18.616	218.2	
							6	1'38.450 *	21.719	31.414	26.571 *	18.746	213.9	
							7	1'37.838 *	21.75 *	31.095	26.341	18.650	217.7	
							8	1'38.976 *	22.12 *	31.305 *	26.639	18.910	208.6	
							9	1'38.703 *	21.67 *	31.822	26.596	18.606 *	209.7	
							10	1'37.809 *	22.01 *	30.819	26.375	18.601	207.2	
							11	1'38.066	21.872	31.254	26.365	18.575	209.9	
							12	1'38.392	21.911	31.107	26.449	18.925	210.2	
							13	1'38.156	22.091	30.954	26.412	18.699	207.1	
							14	1'38.203	21.860	31.146	26.489	18.708	209.8	
							15	1'38.365	21.952	31.051	26.614	18.748	209.4	
							16	1'45.170	22.530	34.648	29.161	18.831	189.4	
							17	1'39.437	21.929	31.436	27.033	19.039	210.8	
							18	1'38.721	22.084	31.174	26.708	18.755	209.5	
							19	1'38.465	22.001	31.090	26.635	18.739	208.5	
							20	1'38.673	22.046	31.138	26.652	18.837	209.9	
							21	1'39.674	22.039	31.678	26.957	19.000	209.9	
							22	1'40.103	22.487	31.563	27.032	19.021	206.8	
							23	1'39.733	22.178	31.589	26.887	19.079	204.6	
27th	81	Stefano NEPA CIP - Green Power ITA					30th	16	Andrea MIGNO Angel Nieto Team Mot ITA					
		Runs=1	Total laps=23	Full laps=20				Runs=1	Total laps=12	Full laps=9				
1	1'45.273	26.484	32.534	27.094	19.161	211.6	1	1'45.177	26.920	32.582	26.806	18.869	211.9	
2	1'38.751	21.796	31.861	26.579	18.515	214.5	2	1'38.698	21.882	31.659	26.566	18.591	211.5	
3	1'37.800 *	21.918	31.131	26.292 *	18.459	213.6	3	1'38.347	22.161	31.355	26.394	18.437	214.4	
4	1'37.934	21.727	31.531	26.254	18.422	217.4	4	1'38.243	21.862	31.644	26.357	18.380	212.0	
5	1'38.055	21.720	31.158	26.508	18.669	215.4	5	1'37.935	21.830	31.059	26.557	18.489	211.7	
6	1'38.305	21.880	31.552	26.247	18.626	216.8	6	1'38.023	21.846	31.295	26.495	18.387	211.0	
7	1'37.820	21.750	31.326	26.148	18.596	214.3								
8	1'38.786	22.067	31.496	26.429	18.794	211.7								
9	1'37.852 *	21.78 *	31.169	26.380	18.521	213.1								
10	1'38.013	21.765	31.186	26.466	18.596	210.2								
11	1'38.322	21.826	31.396	26.540	18.560	211.1								
12	1'38.128	21.874	31.128	26.305	18.821	213.7								
13	1'38.175	21.936	31.047	26.533	18.659	210.0								
14	1'38.099	21.836	31.024	26.621	18.618	210.5								
15	1'38.320	21.954	31.022	26.633	18.711	210.1								
16	1'38.336	21.982	30.957	26.638	18.759	210.5								
17	1'38.350	21.862	31.066	26.637	18.785	209.5								
18	1'38.523	21.910	31.202	26.650	18.761	208.2								
19	1'38.547	21.955	31.136	26.703	18.753	209.4								
20	1'38.561	22.049	31.065	26.695	18.752	209.2								
21	1'38.973	22.045	31.289	26.778	18.861	210.2								
22	1'39.172	22.090	31.367	26.883	18.832	208.0								
23	1'39.041	22.100	31.169	26.857	18.915	210.3								
28th	41	Nakarin ATIRATPH Honda Team Asia THA												
		Runs=1	Total laps=23	Full laps=16										
1	1'45.986	27.156	32.798	27.295	18.737	213.5								
2	1'38.448	22.147	31.269	26.477	18.555	212.4								

Fastest Lap: Marco BEZZECCHI Redox PruestelGP ITA 1'36.610 21.765 30.380 26.196 18.269

These data/results cannot be reproduced, stored and/or transmitted in whole or in part by any manner of electronic, mechanical, photocopying, recording, broadcasting or otherwise now known or herein after developed without the previous express consent by the copyright owner, except for reproduction in daily press and regular printed publications on sale to the public within 60 days of the event related to those data/results and always provided that copyright symbol appears together as follows below.
© DORNA, 2018

Race

Moto3

Lap	Lap Time	T1	T2	T3	T4	Speed	Lap	Lap Time	T1	T2	T3	T4	Speed
7	1'38.133	21.808	31.342	26.583	18.400	213.1							
8	1'38.115	21.742	31.352	26.358	18.663	214.2							
9	1'37.981 *	22.011*	31.110	26.383	18.469	211.1							
10	1'38.007	21.799	31.260	26.581	18.367	211.5							
11	1'38.118	21.849	31.168	26.597	18.504	212.0							
unfinished		21.935	30.907	26.493		206.8							

Fastest Lap: Marco BEZZECCHI Redox PruestelGP ITA **1'36.610** 21.765 30.380 26.196 18.269

These data/results cannot be reproduced, stored and/or transmitted in whole or in part by any manner of electronic, mechanical, photocopying, recording, broadcasting or otherwise now known or herein after developed without the previous express consent by the copyright owner, except for reproduction in daily press and regular printed publications on sale to the public within 60 days of the event related to those data/results and always provided that copyright symbol appears together as follows below.
© DORNA, 2018

Official MotoGP Timing by **TISSOT**
www.motogp.com

Spielberg, Sunday, August 12, 2018

Page 8 of 8



<i>Num</i>	<i>Lap Time</i>	<i>Gap</i>			
32	1'37.471	17.728	10	1'38.074	27.747
24	1'37.457	17.793	81	1'39.041	35.938
23	1'38.193	17.963	41	1'39.121	46.868
27	1'37.563	18.006	73	1'39.733	47.289
22	1'37.657	18.107			
8	1'37.865	20.538			
72	1'38.007	21.337			
77	1'38.121	24.474			
10	1'38.043	25.037			
81	1'38.973	31.251			
73	1'39.674	40.979			
41	1'39.768	40.987			

Lap 22

12	1'36.610	
88	1'36.836	0.305
5	1'36.828	0.504
75	1'36.873	0.633
33	1'36.499	1.029
48	1'36.506	1.431
21	1'37.994	7.132
17	1'37.894	7.358
19	1'38.470	7.468
71	1'37.419	7.546
14	1'38.518	7.603
44	1'37.600	7.698
84	1'38.778	8.959
65	1'37.896	13.724
42	1'37.684	13.796
7	1'38.345	18.106
40	1'37.587	18.146
32	1'37.102	18.220
27	1'36.904	18.300
24	1'37.271	18.454
23	1'37.420	18.773
22	1'37.341	18.838
8	1'38.138	22.066
72	1'37.984	22.711
77	1'38.445	26.309
10	1'38.162	26.589
81	1'39.172	33.813
73	1'40.103	44.472
41	1'40.286	44.663

Lap 23

12	1'36.916	
33	1'36.360	0.473
88	1'37.155	0.544
75	1'37.656	1.373
48	1'36.906	1.421
5	1'37.931	1.519
71	1'37.955	8.585
19	1'38.106	8.658
14	1'38.004	8.691
44	1'38.027	8.809
21	1'38.608	8.824
17	1'38.502	8.944
84	1'37.628	9.671
65	1'37.877	14.685
42	1'37.817	14.697
27	1'37.993	19.377
7	1'38.229	19.419
24	1'37.966	19.504
40	1'38.320	19.550
32	1'38.298	19.602
22	1'37.784	19.706
23	1'38.124	19.981
8	1'38.269	23.419
72	1'38.261	24.056
77	1'38.241	27.634

Lapped rider

These data/results cannot be reproduced, stored and/or transmitted in whole or in part by any manner of electronic, mechanical, photocopying, recording, broadcasting or otherwise now known or herein after developed without the previous express consent by the copyright owner, except for reproduction in daily press and regular printed publications on sale to the public within 60 days of the event related to those data/results and always provided that copyright symbol appears together as follows below.

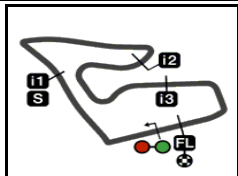
© DORNA, 2018

Official MotoGP Timing by TISSOT
www.motogp.com

Spielberg, Sunday, August 12, 2018

Page 3 of 3





4318 m.

EYETIME MOTORRAD GRAND PRIX VON ÖSTERREICH

2018 Rookie of the Year Classification

36

Rider	Nation	Points	Leader Previous	QAT	ARG	AME	SPA	FRA	ITA	CAT	NED	GER	CZE	AUT	GBR	RSM	ARA	THA	JPN	AUS	MAL	VAL	
1 MASIA Jaume	SPA	54		4	-	-	11	6	-	-	13	10	-	10									
2 LOPEZ Alonso	SPA	31	23	23	-	10	-	13	-	-	8	-	-	-									
3 FOGGIA Dennis	ITA	17	37	14	-	-	-	2	-	7	4	-	4	-									
4 YURCHENKO Makar	KAZ	9	45	8	-	-	-	2	3	-	4	-	-	-									
5 MASAKI Kazuki	JPN	7	47	2	3	-	-	-	-	-	-	-	1	3									

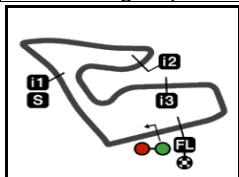
These data/results cannot be reproduced, stored and/or transmitted in whole or in part by any manner of electronic, mechanical, photocopying, recording, broadcasting or otherwise now known or herein after developed without the previous express consent by the copyright owner, except for reproduction in daily press and regular printed publications on sale to the public within 60 days of the event related to those data/results and always provided that copyright symbol appears together as follows below.

© DORNA, 2018

Official MotoGP Timing by TISSOT
www.motogp.com

Spielberg, Sunday, August 12, 2018





4318 m.

After the **EYETIME MOTORRAD GRAND PRIX VON ÖSTERREICH****Moto3™****2018 Riders Performance**

(Qualifying Position - Starting Position - Race Position)

37

Rider	Points	QAT	ARG	AME	SPA	FRA	ITA	CAT	NED	GER	CZE	AUT	GBR	RSM	ARA	THA	JPN	AUS	MAL	VAL
1 BEZZECCHI Marco	158	6	2	9	5	6	5	9	8	7	14	1								
		6-14	2-1	9-3	5-2	6-NC	5-2	9-2	8-NC	7-2	14-6	1-1	-	-	-	-	-	-	-	-
2 MARTIN Jorge	146	2	-9	1	1	1	1	2	1	1		2								
		2-1	29-11	1-1	1-NC	1-NC	1-1	2-NC	1-1	1-1	-	2-3	-	-	-	-	-	-	-	-
3 DI GIANNANTONIO Fabio	121	16	6	5	3	8	6	13	7	10	5	16								
		16-6	6-3	5-5	3-7	8-4	6-3	13-7	7-9	10-NC	5-1	16-11	-	-	-	-	-	-	-	-
4 CANET Aron	118	7	8	2	15	10	4	5	4	5	6	4								
		7-2	8-2	2-8	14-NC	28-8	4-11	5-NC	4-2	5-5	6-2	4-10	-	-	-	-	-	-	-	-
5 BASTIANINI Enea	117	10	5	6	8	3	14	1	2	3	10	9								
		10-NC	5-4	6-2	7-NC	3-NC	14-6	1-1	2-3	3-NC	10-4	9-2	-	-	-	-	-	-	-	-
6 RODRIGO Gabriel	84	3	3	12	20	23	12	8	10	12	7	6								
		3-5	3-9	12-12	20-10	22-NC	12-4	8-3	10-8	12-NC	7-5	6-8	-	-	-	-	-	-	-	-
7 KORNFEIL Jakub	80	11	18	21	16	2	21	14	11	21	1	13								
		11-9	18-14	21-7	15-8	2-6	21-23	14-11	23-5	21-7	1-3	13-13	-	-	-	-	-	-	-	-
8 RAMIREZ Marcos	67	15	26	14	18	4	9	25	9	2	3	7								
		15-15	26-12	14-NC	17-3	4-3	9-15	24-NC	9-10	2-4	3-7	7-15	-	-	-	-	-	-	-	-
9 DALLA PORTA Lorenzo	63	9	15	17	9	11	17	10	5	17	17	11								
		9-3	15-7	17-18	8-NL	10-NC	17-8	10-17	5-6	15-13	17-10	11-5	-	-	-	-	-	-	-	-
10 MIGNO Andrea	60	14	10	16	-6	9	15	16	24	25	22	19								
		14-10	10-13	16-4	18-13	9-2	15-5	16-NC	18-26	24-12	22-20	19-NC	-	-	-	-	-	-	-	-
11 OETTL Philipp	54	8	20	11	2	12	20	18	18	13	4	8								
		8-NC	30-23	11-6	2-1	11-15	20-19	18-16	14-18	13-8	4-8	8-14	-	-	-	-	-	-	-	-
12 MASIA Jaume	54	13	11	10	25	20	13	17	20	4	11	12								
		13-12	11-NC	10-21	25-5	19-10	13-NC	17-NC	15-4	4-6	11-17	12-6	-	-	-	-	-	-	-	-

NC=Not classified NL=Not finished first lap NP=Not started race re-start N2=Not finished first lap race re-start EX=Excluded NS=Not Started DS=Disqualified

These data/results cannot be reproduced, stored and/or transmitted in whole or in part by any manner of electronic, mechanical, photocopying, recording, broadcasting or otherwise now known or herein after developed without the previous express consent by the copyright owner, except for reproduction in daily press and regular printed publications on sale to the public within 60 days of the event related to those data/results and always provided that copyright symbol appears together as follows below.
© DORNA, 2018

Official MotoGP Timing by **TISSOT**
www.motogp.com



	Rider	Points	QAT	ARG	AME	SPA	FRA	ITA	CAT	NED	GER	CZE	AUT	GBR	RSM	ARA	THA	JPN	AUS	MAL	VAL
13	ARENAS Albert	50		12	24	24	5	22	19	13	11	15	3								
			-NS	12-NC	24-15	24-NC	5-1	22-14	19-NC	19-14	11-NC	15-9	3-4	-	-	-	-	-	-	-	-
14	ANTONELLI Niccolò	50	1	7	19	4	7	7		15	16	9	14								
			1-4	7-8	19-24	4-11	7-5	7-9	-NS	12-15	19-16	9-11	14-22	-	-	-	-	-	-	-	-
15	MCPHEE John	43	12	22	3	17	25	19	7	6	8	2	30								
			12-NC	22-17	3-14	16-NL	27-12	19-12	7-4	6-NC	8-3	2-NC	30-12	-	-	-	-	-	-	-	-
16	SUZUKI Tatsuki	40		19	4	0	15	2	3	22	15	NC	17								
			-NS	19-21	4-9	9-6	14-9	2-17	3-5	16-13	14-NC	28-14	17-18	-	-	-	-	-	-	-	-
17	ARBOLINO Tony	32	26	1	20	21	14	18	22	14	6	16	5								
			25-17	1-10	20-20	21-NC	13-7	18-7	22-NC	11-17	6-17	16-15	5-9	-	-	-	-	-	-	-	-
18	SASAKI Ayumu	32	4	13	8	23	26	3	4	16	9	NC	18								
			4-8	13-16	8-11	23-12	24-16	3-16	4-NC	27-19	9-10	27-22	18-7	-	-	-	-	-	-	-	-
19	LOPEZ Alonso	31	21	21	22	7	18	26	24	26	20	25	20								
			21-NC	21-6	22-17	6-4	17-19	26-18	27-8	21-25	20-NC	25-18	20-24	-	-	-	-	-	-	-	-
20	TOBA Kaito	26	5	24	28	11	27	10	6	21	24	20	28								
			5-7	24-19	28-NC	10-9	25-17	10-20	6-6	29-16	23-18	20-NC	28-16	-	-	-	-	-	-	-	-
21	NORRODIN Adam	24	17	4	25	27	28	8	21	12	18	21	10								
			17-11	4-5	25-NC	29-16	26-NC	8-NC	21-13	30-21	16-11	21-NC	10-17	-	-	-	-	-	-	-	-
22	BINDER Darryn	20	20	25	15		13	25	20	23		19	27								
			20-NC	25-22	15-13	-NS	12-11	25-13	20-NL	17-7	-	19-23	27-19	-	-	-	-	-	-	-	-
23	FOGGIA Dennis	17	25	14	7	12	22	27	26	19	27	13	15								
			24-16	14-NC	7-16	11-NL	21-14	27-NC	25-9	28-12	30-19	13-12	15-26	-	-	-	-	-	-	-	-
24	FERNANDEZ Raul	13							15		14										
			-	-	-	-	-	-	15-10	-	17-9	-	-	-	-	-	-	-	-	-	-
25	YURCHENKO Makar	9	24	28	18	13	19	23	23												
			23-19	28-24	18-19	12-14	18-13	23-NC	23-12	-	-	-	-	-	-	-	-	-	-	-	-
26	LOI Livio	8	18	16	26	28	21	30	27	17											
			18-NC	16-15	26-10	26-18	20-21	30-24	28-15	13-24	-	-	-	-	-	-	-	-	-	-	-
27	BULEGA Nicolo	7	22	27	23	22	16	16	12	3	23	18	22								
			22-NC	27-NC	23-NC	22-17	15-NC	16-21	12-NC	3-11	25-14	18-19	22-23	-	-	-	-	-	-	-	-
28	MASAKI Kazuki	7	19	17	27	14	17	11	11	28	22	12	25								
			19-13	17-20	27-22	13-20	16-18	11-22	11-NC	24-20	22-15	12-13	25-21	-	-	-	-	-	-	-	-

NC=Not classified NL=Not finished first lap NP=Not started race re-start N2=Not finished first lap race re-start EX=Excluded NS=Not Started DS=Disqualified

These data/results cannot be reproduced, stored and/or transmitted in whole or in part by any manner of electronic, mechanical, photocopying, recording, broadcasting or otherwise now known or herein after developed without the previous express consent by the copyright owner, except for reproduction in daily press and regular printed publications on sale to the public within 60 days of the event related to those data/results and always provided that copyright symbol appears together as follows below.
© DORNA, 2018

Official MotoGP Timing by **TISSOT**
www.motogp.com



	Rider	Points	QAT	ARG	AME	SPA	FRA	ITA	CAT	NED	GER	CZE	AUT	GBR	RSM	ARA	THA	JPN	AUS	MAL	VAL
29	PAGLIANI Manuel	6						24													
			-	-	-	-	-	24-10	-	-	-	-	-	-	-	-	-	-	-	-	-
30	ATIRATPHUVAPAT Nakarin	2	27	23	13	29	24	28	29	25	29	8	24								
			26-18	23-18	13-23	27-19	23-20	28-25	26-14	20-22	28-NC	8-16	24-28	-	-	-	-	-	-	-	-
31	OGURA Ai	1				19				27	19		26								
			-	-	-	19-15	-	-	-	22-23	18-NC	-	26-20	-	-	-	-	-	-	-	-
32	GRÜNWARD Luca	0									26										
			-	-	-	-	-	-	-	-	26-20	-	-	-	-	-	-	-	-	-	-
33	PEREZ Vicente	0									28	24	29								
			-	-	-	-	-	-	-NS	-	27-NC	24-21	29-25	-	-	-	-	-	-	-	-
34	NEPA Stefano	0						29		29	30	23	21								
			-	-	-	-	-	29-NC	-	25-27	29-21	23-NC	21-27	-	-	-	-	-	-	-	-
35	SALAC Filip	0										26									
			-	-	-	-	-	-	-	-	-	26-24	-	-	-	-	-	-	-	-	-
36	VAN DE LAGEMAAT Ryan	0								30											
			-	-	-	-	-	-	-	26-28	-	-	-	-	-	-	-	-	-	-	-
37	KOFLER Maximilian	0											23								
			-	-	-	-	-	-	-	-	-	-	23-29	-	-	-	-	-	-	-	-

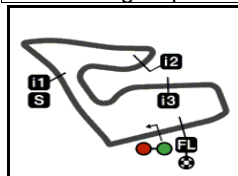
NC=Not classified NL=Not finished first lap NP=Not started race re-start N2=Not finished first lap race re-start EX=Excluded NS=Not Started DS=Disqualified

These data/results cannot be reproduced, stored and/or transmitted in whole or in part by any manner of electronic, mechanical, photocopying, recording, broadcasting or otherwise now known or herein after developed without the previous express consent by the copyright owner, except for reproduction in daily press and regular printed publications on sale to the public within 60 days of the event related to those data/results and always provided that copyright symbol appears together as follows below.
© DORNA, 2018

Official MotoGP Timing by TISSOT
www.motogp.com

Spielberg, Sunday, August 12, 2018





4318 m.

EYETIME MOTORRAD GRAND PRIX VON ÖSTERREICH

Official Starting Grid

Moto3™

Race : 23 laps = 99.314 km



1	1 1'38.617 12 Marco BEZZECCHI KTM	2 1'38.695 88 Jorge MARTIN Honda	3 1'39.255 75 Albert ARENAS KTM
2	4 1'39.500 44 Aron CANET Honda	5 1'39.548 14 Tony ARBOLINO Honda	6 1'39.876 19 Gabriel RODRIGO KTM
3	7 1'39.901 42 Marcos RAMIREZ KTM	8 1'40.022 65 Philipp OETTL KTM	9 1'40.125 33 Enea BASTIANINI Honda
4	10 1'40.295 7 Adam NORRODIN Honda	11 1'40.406 48 Lorenzo DALLA PORTA Honda	12 1'40.420 5 Jaime MASIA KTM
5	13 1'40.494 84 Jakub KORNFEIL KTM	14 1'40.496 23 Niccolò ANTONELLI Honda	15 1'40.608 10 Dennis FOGGIA KTM
6	16 1'40.712 21 Fabio DI GIANNANTONIO Honda	17 1'40.759 24 Tatsuki SUZUKI Honda	18 1'40.848 71 Ayumu SASAKI Honda
7	19 1'40.944 16 Andrea MIGNO KTM	20 1'40.996 72 Alonso LOPEZ Honda	21 1'41.127 81 Stefano NEPA KTM
8	22 1'41.779 8 Nicolo BULEGA KTM	23 1'42.171 73 Maximilian KOFLER KTM	24 1'42.362 41 Nakarin ATIRATPHUVAPAT Honda

The results are provisional until the end of the limit for protest and appeals and until the ratification of the Event Management Committee.

Time limit for protest expires 60' at the latest after publication of the results - Mr. Time:

These data/results cannot be reproduced, stored and/or transmitted in whole or in part by any manner of electronic, mechanical, photocopying, recording, broadcasting or otherwise now known or herein after developed without the previous express consent by the copyright owner, except for reproduction in daily press and regular printed publications on sale to the public within 60 days of the event related to those data/results and always provided that copyright symbol appears together as follows below.

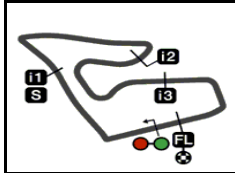
© DORNA, 2018

Official MotoGP Timing by TISSOT
www.motogp.com

Spielberg, Sunday, August 12, 2018

Page 1 of 2





4318 m.

EYETIME MOTORRAD GRAND PRIX VON ÖSTERREICH

Official Starting Grid

Moto3™

Race : 23 laps = 99.314 km

9

25

1'42.501

22 Kazuki MASAKI
KTM**26**

1'43.361

32 Ai OGURA
Honda**27**

1'43.945

40 Darryn BINDER
KTM

10

28

1'43.993

27 Kaito TOBA
Honda**29**

1'45.474

77 Vicente PEREZ
KTM**30**

1'46.150

17 John MCPHEE
KTM

The results are provisional until the end of the limit for protest and appeals and until the ratification of the Event Management Committee.

Time limit for protest expires 60' at the latest after publication of the results - Mr. Time:

These data/results cannot be reproduced, stored and/or transmitted in whole or in part by any manner of electronic, mechanical, photocopying, recording, broadcasting or otherwise now known or herein after developed without the previous express consent by the copyright owner, except for reproduction in daily press and regular printed publications on sale to the public within 60 days of the event related to those data/results and always provided that copyright symbol appears together as follows below.

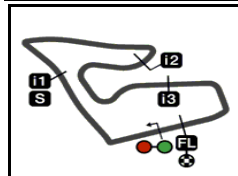
© DORNA, 2018

Official MotoGP Timing by TISSOT
www.motogp.com

Spielberg, Sunday, August 12, 2018

Page 2 of 2





4318 m.

EYETIME MOTORRAD GRAND PRIX VON ÖSTERREICH

Race

Top Speed & Average



Rider	Nation	Motorcycle	Top 5 speeds					Average	Top
27 Kaito TOBA	JPN	HONDA	218.6	216.0	216.0	215.8	215.3	216.3	218.6
17 John MCPHEE	GBR	KTM	218.4	216.8	216.0	216.0	215.4	216.5	218.4
73 Maximilian KOFLER	AUT	KTM	218.2	217.7	216.6	215.2	214.1	216.4	218.2
48 Lorenzo DALLA PORTA	ITA	HONDA	217.6	217.5	216.9	216.6	215.9	216.7	217.6
10 Dennis FOGGIA	ITA	KTM	217.6	214.8	214.2	213.3	213.2	214.4	217.6
14 Tony ARBOLINO	ITA	HONDA	217.6	216.6	216.0	216.0	215.4	216.3	217.6
32 Ai OGURA	JPN	HONDA	217.5	216.7	216.0	215.4	215.3	216.2	217.5
81 Stefano NEPA	ITA	KTM	217.4	216.8	215.4	214.5	214.3	215.7	217.4
84 Jakub KORNFEIL	CZE	KTM	217.3	215.7	215.0	214.8	214.1	215.4	217.3
19 Gabriel RODRIGO	ARG	KTM	217.3	216.0	215.3	215.1	215.0	215.7	217.3
22 Kazuki MASAKI	JPN	KTM	217.1	217.1	217.0	217.0	216.6	217.0	217.1
77 Vicente PEREZ	SPA	KTM	216.9	216.1	216.1	215.7	215.0	216.0	216.9
71 Ayumu SASAKI	JPN	HONDA	216.8	216.7	215.2	215.1	214.6	215.7	216.8
7 Adam NORRODIN	MAL	HONDA	216.6	215.7	214.5	214.2	214.0	215.0	216.6
23 Niccolò ANTONELLI	ITA	HONDA	216.4	216.4	213.5	213.0	212.6	214.4	216.4
42 Marcos RAMIREZ	SPA	KTM	216.1	215.6	214.9	214.3	214.1	214.9	216.1
8 Nicolo BULEGA	ITA	KTM	215.9	215.3	214.8	214.6	214.3	215.0	215.9
33 Enea BASTIANINI	ITA	HONDA	215.8	214.7	214.4	213.9	213.6	214.5	215.8
5 Jaume MASIA	SPA	KTM	215.6	215.6	215.4	215.0	214.9	215.3	215.6
41 Nakarin ATIRATPHUVAPAT	THA	HONDA	215.6	213.5	212.4	209.4	209.4	212.1	215.6
75 Albert ARENAS	SPA	KTM	215.6	214.5	214.2	214.0	213.9	214.4	215.6
21 Fabio DI GIANNANTONIO	ITA	HONDA	215.4	214.8	214.7	214.5	214.2	214.7	215.4
24 Tatsuki SUZUKI	JPN	HONDA	215.3	214.5	213.6	213.0	212.5	213.8	215.3
65 Philipp OETTL	GER	KTM	214.4	214.1	213.1	211.1	210.9	212.7	214.4
16 Andrea MIGNO	ITA	KTM	214.4	214.2	213.1	212.0	212.0	213.1	214.4
44 Aron CANET	SPA	HONDA	214.3	212.9	211.8	211.3	211.0	212.1	214.3
88 Jorge MARTIN	SPA	HONDA	214.2	213.3	213.1	212.5	211.8	213.0	214.2
72 Alonso LOPEZ	SPA	HONDA	214.0	213.7	213.2	212.5	211.7	213.0	214.0
40 Darryn BINDER	RSA	KTM	213.9	213.9	213.0	211.9	211.9	212.9	213.9
12 Marco BEZZECCHI	ITA	KTM	212.7	212.5	211.8	211.0	210.6	211.7	212.7

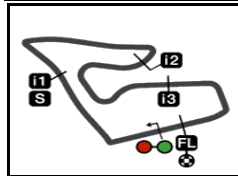
These data/results cannot be reproduced, stored and/or transmitted in whole or in part by any manner of electronic, mechanical, photocopying, recording, broadcasting or otherwise now known or herein after developed without the previous express consent by the copyright owner, except for reproduction in daily press and regular printed publications on sale to the public within 60 days of the event related to those data/results and always provided that copyright symbol appears together as follows below.

© DORNA, 2018

Official MotoGP Timing by TISSOT
www.motogp.com



Spielberg, Sunday, August 12, 2018



4318 m.

EYETIME MOTORRAD GRAND PRIX VON ÖSTERREICH

Race

Fastest Laps Sequence

Lap	Race Time	 Rider	Nation	Motorcycle	Time	Km/h	Riders's Lap
2	3'17.857	12 Marco BEZZECCHI	ITA	KTM	1'37.087	160.1	2
2	3'17.958	88 Jorge MARTIN	SPA	HONDA	1'37.019	160.2	2
2	3'18.089	19 Gabriel RODRIGO	ARG	KTM	1'36.801	160.5	2
4	6'33.322	5 Jaume MASIA	SPA	KTM	1'36.746	160.6	4
4	6'33.719	14 Tony ARBOLINO	ITA	HONDA	1'36.733	160.6	4
4	6'33.873	48 Lorenzo DALLA PORTA	ITA	HONDA	1'36.589	160.9	4
6	9'46.715	5 Jaume MASIA	SPA	KTM	1'36.512	161.0	6
6	9'47.044	48 Lorenzo DALLA PORTA	ITA	HONDA	1'36.425	161.2	6
7	11'23.407	48 Lorenzo DALLA PORTA	ITA	HONDA	1'36.363	161.3	7
19	30'47.988	33 Enea BASTIANINI	ITA	HONDA	1'36.322	161.3	19
20	32'24.568	48 Lorenzo DALLA PORTA	ITA	HONDA	1'36.307	161.4	20

These data/results cannot be reproduced, stored and/or transmitted in whole or in part by any manner of electronic, mechanical, photocopying, recording, broadcasting or otherwise now known or herein after developed without the previous express consent by the copyright owner, except for reproduction in daily press and regular printed publications on sale to the public within 60 days of the event related to those data/results and always provided that copyright symbol appears together as follows below.

© DORNA, 2018

Official MotoGP Timing by TISSOT
www.motogp.com

Spielberg, Sunday, August 12, 2018