


4318 m.

EYETIME MOTORRAD GRAND PRIX VON ÖSTERREICH

Free Practice Nr. 1

Classification

3

|  | Rider | Nation | Team | Motorcycle | Time | Lap Total | Gap | Top Speed |
|---|-----------------------------|--------|-----------------------------|------------|-----------------|-----------|-------------|--------------|
| 1 | 4 Andrea DOVIZIOSO | ITA | Ducati Team | DUCATI | 1'23.830 | 22 22 | | 312.1 |
| 2 | 99 Jorge LORENZO | SPA | Ducati Team | DUCATI | 1'24.045 | 18 19 | 0.215 0.215 | 310.0 |
| 3 | 9 Danilo PETRUCCI | ITA | Alma Pramac Racing | DUCATI | 1'24.320 | 22 22 | 0.490 0.275 | 307.5 |
| 4 | 93 Marc MARQUEZ | SPA | Repsol Honda Team | HONDA | 1'24.411 | 6 22 | 0.581 0.091 | 307.8 |
| 5 | 29 Andrea IANNONE | ITA | Team SUZUKI ECSTAR | SUZUKI | 1'24.436 | 23 23 | 0.606 0.025 | 302.6 |
| 6 | 26 Dani PEDROSA | SPA | Repsol Honda Team | HONDA | 1'24.474 | 23 23 | 0.644 0.038 | 310.7 |
| 7 | 35 Cal CRUTCHLOW | GBR | LCR Honda CASTROL | HONDA | 1'24.491 | 22 22 | 0.661 0.017 | 309.8 |
| 8 | 53 Tito RABAT | SPA | Reale Avintia Racing | DUCATI | 1'24.676 | 25 25 | 0.846 0.185 | 311.2 |
| 9 | 5 Johann ZARCO | FRA | Monster Yamaha Tech 3 | YAMAHA | 1'24.767 | 20 22 | 0.937 0.091 | 305.8 |
| 10 | 25 Maverick VIÑALES | SPA | Movistar Yamaha MotoGP | YAMAHA | 1'24.835 | 18 19 | 1.005 0.068 | 305.9 |
| 11 | 46 Valentino ROSSI | ITA | Movistar Yamaha MotoGP | YAMAHA | 1'24.884 | 17 20 | 1.054 0.049 | 306.2 |
| 12 | 41 Aleix ESPARGARO | SPA | Aprilia Racing Team Gresini | APRILIA | 1'24.904 | 18 22 | 1.074 0.020 | 303.3 |
| 13 | 19 Alvaro BAUTISTA | SPA | Angel Nieto Team | DUCATI | 1'24.938 | 19 23 | 1.108 0.034 | 308.3 |
| 14 | 42 Alex RINS | SPA | Team SUZUKI ECSTAR | SUZUKI | 1'24.939 | 20 22 | 1.109 0.001 | 306.7 |
| 15 | 38 Bradley SMITH | GBR | Red Bull KTM Factory Racing | KTM | 1'24.973 | 21 23 | 1.143 0.034 | 305.4 |
| 16 | 30 Takaaki NAKAGAMI | JPN | LCR Honda IDEMITSU | HONDA | 1'25.011 | 23 23 | 1.181 0.038 | 304.4 |
| 17 | 21 Franco MORBIDELLI | ITA | EG 0,0 Marc VDS | HONDA | 1'25.107 | 20 24 | 1.277 0.096 | 305.8 |
| 18 | 43 Jack MILLER | AUS | Alma Pramac Racing | DUCATI | 1'25.184 | 19 21 | 1.354 0.077 | 305.4 |
| 19 | 45 Scott REDDING | GBR | Aprilia Racing Team Gresini | APRILIA | 1'25.354 | 20 21 | 1.524 0.170 | 303.2 |
| 20 | 17 Karel ABRAHAM | CZE | Angel Nieto Team | DUCATI | 1'25.541 | 19 20 | 1.711 0.187 | 307.6 |
| 21 | 55 Hafizh SYAHRIN | MAL | Monster Yamaha Tech 3 | YAMAHA | 1'25.594 | 20 21 | 1.764 0.053 | 301.2 |
| 22 | 10 Xavier SIMEON | BEL | Reale Avintia Racing | DUCATI | 1'25.752 | 20 21 | 1.922 0.158 | 301.8 |
| 23 | 12 Thomas LUTHI | SWI | EG 0,0 Marc VDS | HONDA | 1'25.979 | 14 23 | 2.149 0.227 | 303.8 |

Practice condition: Dry

Air: 23°

Humidity: 62%

Ground: 31°

| | | | | |
|----------------------------|---------|-------------------------|-----------------|------------|
| Fastest Lap: | Lap: 22 | Andrea DOVIZIOSO | 1'23.830 | 185.4 Km/h |
| Circuit Record Lap: | 2017 | Johann ZARCO | 1'24.312 | 184.3 Km/h |
| Circuit Best Lap: | 2016 | Andrea IANNONE | 1'23.142 | 186.9 Km/h |

The results are provisional until the end of the limit for protest and appeals.

Time limit for protest expires 30' after publication of the results - Time:

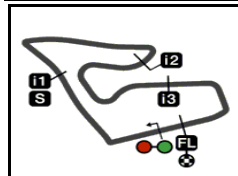
These data/results cannot be reproduced, stored and/or transmitted in whole or in part by any manner of electronic, mechanical, photocopying, recording, broadcasting or otherwise now known or herein after developed without the previous express consent by the copyright owner, except for reproduction in daily press and regular printed publications on sale to the public within 60 days of the event related to those data/results and always provided that copyright symbol appears together as follows below.

© DORNA, 2018

Official MotoGP Timing by TISSOT
www.motogp.com

Spielberg, Friday, August 10, 2018





4318 m.

EYETIME MOTORRAD GRAND PRIX VON ÖSTERREICH

Free Practice Nr. 1

Top Speed & Average

4



| Rider | Nation | Motorcycle | Top 5 speeds | | | | | Average | Top |
|-----------------------------|------------|------------|--------------|-------|-------|-------|-------|---------|--------------|
| 4 Andrea DOVIZIOSO | ITA | DUCATI | 312.1 | 311.1 | 310.3 | 309.8 | 309.8 | 310.6 | 312.1 |
| 53 Tito RABAT | SPA | DUCATI | 311.2 | 309.4 | 307.6 | 307.3 | 306.6 | 308.4 | 311.2 |
| 26 Dani PEDROSA | SPA | HONDA | 310.7 | 310.5 | 308.6 | 308.3 | 308.3 | 309.3 | 310.7 |
| 99 Jorge LORENZO | SPA | DUCATI | 310.0 | 309.2 | 308.8 | 308.7 | 308.5 | 309.0 | 310.0 |
| 35 Cal CRUTCHLOW | GBR | HONDA | 309.8 | 308.3 | 308.1 | 307.3 | 306.5 | 308.0 | 309.8 |
| 19 Alvaro BAUTISTA | SPA | DUCATI | 308.3 | 308.0 | 306.3 | 306.3 | 306.2 | 307.0 | 308.3 |
| 93 Marc MARQUEZ | SPA | HONDA | 307.8 | 306.7 | 306.6 | 306.4 | 306.2 | 306.7 | 307.8 |
| 17 Karel ABRAHAM | CZE | DUCATI | 307.6 | 305.7 | 304.9 | 303.7 | 303.6 | 304.9 | 307.6 |
| 9 Danilo PETRUCCI | ITA | DUCATI | 307.5 | 307.3 | 306.9 | 306.4 | 306.1 | 306.8 | 307.5 |
| 42 Alex RINS | SPA | SUZUKI | 306.7 | 305.1 | 304.9 | 303.8 | 303.7 | 304.8 | 306.7 |
| 46 Valentino ROSSI | ITA | YAMAHA | 306.2 | 304.9 | 304.3 | 302.4 | 302.3 | 304.0 | 306.2 |
| 25 Maverick VIÑALES | SPA | YAMAHA | 305.9 | 305.7 | 305.5 | 304.5 | 303.7 | 304.8 | 305.9 |
| 5 Johann ZARCO | FRA | YAMAHA | 305.8 | 303.3 | 303.2 | 303.0 | 302.7 | 303.6 | 305.8 |
| 21 Franco MORBIDELLI | ITA | HONDA | 305.8 | 305.2 | 304.3 | 304.3 | 303.9 | 304.6 | 305.8 |
| 38 Bradley SMITH | GBR | KTM | 305.4 | 305.2 | 305.2 | 304.9 | 304.6 | 305.1 | 305.4 |
| 43 Jack MILLER | AUS | DUCATI | 305.4 | 305.1 | 304.6 | 303.8 | 303.8 | 304.5 | 305.4 |
| 30 Takaaki NAKAGAMI | JPN | HONDA | 304.4 | 303.4 | 303.3 | 302.9 | 302.8 | 303.4 | 304.4 |
| 12 Thomas LUTHI | SWI | HONDA | 303.8 | 302.5 | 302.1 | 301.8 | 301.8 | 302.4 | 303.8 |
| 41 Aleix ESPARGARO | SPA | APRILIA | 303.3 | 302.7 | 302.6 | 302.2 | 302.0 | 302.6 | 303.3 |
| 45 Scott REDDING | GBR | APRILIA | 303.2 | 302.1 | 301.7 | 301.7 | 300.0 | 301.5 | 303.2 |
| 29 Andrea IANNE | ITA | SUZUKI | 302.6 | 302.0 | 301.9 | 301.7 | 301.2 | 301.9 | 302.6 |
| 10 Xavier SIMEON | BEL | DUCATI | 301.8 | 301.6 | 301.1 | 300.8 | 300.6 | 301.2 | 301.8 |
| 55 Hafizh SYAHRIN | MAL | YAMAHA | 301.2 | 300.6 | 300.5 | 300.2 | 299.8 | 300.5 | 301.2 |

These data/results cannot be reproduced, stored and/or transmitted in whole or in part by any manner of electronic, mechanical, photocopying, recording, broadcasting or otherwise now known or herein after developed without the previous express consent by the copyright owner, except for reproduction in daily press and regular printed publications on sale to the public within 60 days of the event related to those data/results and always provided that copyright symbol appears together as follows below.

© DORNA, 2018

Official MotoGP Timing by TISSOT
www.motogp.com



Spielberg, Friday, August 10, 2018

Free Practice Nr. 1

MotoGP

| Lap | Lap Time | T1 | T2 | T3 | T4 | Speed | Lap | Lap Time | T1 | T2 | T3 | T4 | Speed | | | | | |
|----------------|-------------------------|--------|------------------------|--------|--------------|-------|--|-------------------------|-----------------|------------------------|---------------|--------|------------------|----------|--------|--------|--------|--------|
| Run # 3 | Front Tyre Slick-Medium | | Rear Tyre Slick-Soft | | | | 10 | 1'30.566 | P | 17.649 | 27.225 | 29.614 | 16.078 | 301.0 | | | | |
| | New Tyre | | New Tyre | | | | Run # 2 | Front Tyre Slick-Soft | | Rear Tyre Slick-Medium | | | | | | | | |
| 18 | 7'32.406 | 12.218 | 30.931 | 25.186 | 17.194 | 265.8 | 10 Laps at start | | | | | | 10 Laps at start | | | | | |
| 19 | 1'28.526 | 18.047 | 28.071 | 25.147 | 17.261 | 284.6 | 11 | 6'41.646 | 15.996 | 32.959 | 27.970 | 17.089 | 155.3 | | | | | |
| 20 | 1'24.408 | 17.497 | 26.849 | 23.602 | 16.460 | 307.5 | 12 | 1'27.072 | 17.807 | 27.138 | 24.338 | 17.789 | 298.4 | | | | | |
| 21 | 1'25.188 | 17.646 | 26.811 | 23.836 | 16.895 | 305.1 | 13 | 1'27.453 | 17.599 | 27.530 | 25.341 | 16.983 | 301.0 | | | | | |
| 22 | 1'24.320 | 17.598 | 26.740 | 23.494 | 16.488 | 304.1 | 14 | 1'26.297 | 17.713 | 27.265 | 24.464 | 16.855 | 299.1 | | | | | |
| 4th 93 | Marc MARQUEZ | | HONDA | | SPA | | 15 | 1'25.351 | 17.665 | 26.875 | 24.086 | 16.725 | 301.0 | | | | | |
| | Repsol Honda Team | | | | | | 16 | 1'25.317 | 17.612 | 26.862 | 24.195 | 16.648 | 301.2 | | | | | |
| | Runs=4 | | Total laps=22 | | Full laps=15 | | 17 | 1'31.037 | 19.111 | 30.599 | 24.606 | 16.721 | 259.7 | | | | | |
| Run # 1 | Front Tyre Slick-Medium | | Rear Tyre Slick-Medium | | | | 18 | 1'25.335 | 17.630 | 26.994 | 24.032 | 16.679 | 302.0 | | | | | |
| | New Tyre | | New Tyre | | | | 19 | 1'25.932 | P | 17.827 | 27.419 | 25.684 | 15.002 | 300.5 | | | | |
| 1 | 1'51.956 | 11.580 | 30.833 | 26.964 | 18.227 | 281.6 | Run # 3 | Front Tyre Slick-Medium | | Rear Tyre Slick-Soft | | | | | | | | |
| 2 | 1'27.917 | 18.029 | 27.726 | 25.077 | 17.085 | 301.0 | New Tyre | | New Tyre | | | | | | | | | |
| 3 | 1'29.208 | P | 19.256* | 29.605 | 25.713 | 279.5 | 20 | 5'45.069 | 13.958 | 30.489 | 28.249 | 28.813 | 175.4 | | | | | |
| Run # 2 | Front Tyre Slick-Medium | | Rear Tyre Slick-Medium | | | | 21 | 1'26.072 | 17.982 | 27.127 | 24.293 | 16.670 | 301.9 | | | | | |
| | 3 Laps at start | | 3 Laps at start | | | | 22 | 1'28.957 | 17.632 | 29.346 | 25.083 | 16.896 | 302.6 | | | | | |
| 4 | 4'05.747 | 11.243 | 28.032 | 24.945 | 17.014 | 292.3 | 23 | 1'24.436 | 17.523 | 26.566 | 23.792 | 16.555 | 301.7 | | | | | |
| 5 | 1'24.886 | 17.532 | 26.692 | 24.092 | 16.570 | 304.2 | 6th 26 | Dani PEDROSA | | HONDA | | SPA | | | | | | |
| 6 | 1'24.411 | 17.438 | 26.633 | 23.786 | 16.554 | 305.0 | Repsol Honda Team | | Runs=3 | | Total laps=23 | | Full laps=18 | | | | | |
| 7 | 1'25.433 | 17.450 | 26.673 | 24.071 | 17.239 | 305.6 | Run # 1 | Front Tyre Slick-Soft | | Rear Tyre Slick-Medium | | | | | | | | |
| 8 | 1'26.930 | 17.457 | 27.663 | 25.080 | 16.730 | 306.1 | New Tyre | | New Tyre | | | | | | | | | |
| 9 | 1'24.613 | 17.386 | 26.734 | 23.938 | 16.555 | 303.4 | 1 | 2'01.839 | 14.431 | 31.984 | 27.241 | 18.537 | 241.5 | | | | | |
| 10 | 1'25.482 | P | 17.488 | 26.666 | 23.956 | 305.8 | 2 | 1'30.344 | 18.652 | 28.748 | 25.520 | 17.424 | 285.1 | | | | | |
| Run # 3 | Front Tyre Slick-Medium | | Rear Tyre Slick-Medium | | | | 3 | 1'27.890 | 17.849 | 27.835 | 25.052 | 17.154 | 303.6 | | | | | |
| | 10 Laps at start | | 10 Laps at start | | | | 4 | 1'30.483 | 17.839 | 28.969 | 26.447 | 17.228 | 300.9 | | | | | |
| 11 | 7'28.687 | 12.287 | 29.533 | 26.907 | 17.115 | 289.1 | 5 | 1'26.427 | 17.659 | 27.307 | 24.542 | 16.919 | 304.9 | | | | | |
| 12 | 1'25.946 | 17.613 | 27.280 | 24.290 | 16.763 | 306.2 | 6 | 1'25.572 | 17.542 | 26.928 | 24.316 | 16.786 | 305.6 | | | | | |
| 13 | 1'24.873 | 17.518 | 26.752 | 24.091 | 16.512 | 306.4 | 7 | 1'24.901 | P | 17.886 | 27.314 | 25.130 | 14.571 | 303.8 | | | | |
| 14 | 1'24.501 | 17.429 | 26.672 | 23.824 | 16.576 | 307.8 | Run # 2 | Front Tyre Slick-Soft | | Rear Tyre Slick-Medium | | | | | | | | |
| 15 | 1'25.100 | 17.606 | 26.771 | 24.111 | 16.612 | 304.4 | 7 Laps at start | | 7 Laps at start | | | | | | | | | |
| 16 | 1'24.682 | 17.446 | 26.689 | 24.040 | 16.507 | 306.7 | 8 | 7'04.543 | 14.091 | 29.630 | 25.700 | 17.297 | 261.9 | | | | | |
| 17 | 1'24.571 | 17.427 | 26.675 | 24.010 | 16.459 | 306.6 | 9 | 1'26.732 | 17.774 | 27.521 | 24.516 | 16.921 | 302.8 | | | | | |
| 18 | 1'25.994 | P | 18.084 | 27.783 | 25.339 | 297.6 | 10 | 1'25.641 | 17.571 | 27.126 | 24.200 | 16.744 | 304.6 | | | | | |
| Run # 4 | Front Tyre Slick-Medium | | Rear Tyre Slick-Medium | | | | 11 | 1'25.392 | 17.515 | 27.006 | 24.191 | 16.680 | 306.4 | | | | | |
| | 18 Laps at start | | 18 Laps at start | | | | 12 | 1'25.640 | 17.533 | 27.118 | 24.241 | 16.748 | 305.1 | | | | | |
| 19 | 6'04.385 | 12.737 | 30.497 | 28.019 | 25.887 | 175.4 | 13 | 1'25.327 | 17.604 | 26.904 | 24.122 | 16.697 | 306.4 | | | | | |
| 20 | 1'25.755 | 17.770 | 27.036 | 24.290 | 16.659 | 303.5 | 14 | 1'25.045 | 17.461 | 26.865 | 24.040 | 16.679 | 307.5 | | | | | |
| 21 | 1'24.486 | 17.451 | 26.637 | 23.918 | 16.480 | 304.8 | 15 | 1'24.817 | 17.443 | 26.836 | 23.963 | 16.575 | 308.3 | | | | | |
| 22 | 1'24.448 | 17.400 | 26.567 | 23.971 | 16.510 | 305.9 | 16 | 1'24.466 | P | 17.551 | 27.243 | 24.749 | 14.923 | 306.2 | | | | |
| 5th 29 | Andrea IANNONE | | SUZUKI | | ITA | | Run # 3 | Front Tyre Slick-Medium | | Rear Tyre Slick-Soft | | | | | | | | |
| | Team SUZUKI ECSTAR | | | | | | New Tyre | | New Tyre | | | | | | | | | |
| | Runs=3 | | Total laps=23 | | Full laps=18 | | 17 | 7'21.866 | 14.303 | 31.007 | 26.938 | 17.452 | 241.1 | | | | | |
| Run # 1 | Front Tyre Slick-Soft | | Rear Tyre Slick-Medium | | | | 18 | 1'30.368 | 17.898 | 30.535 | 24.993 | 16.942 | 302.1 | | | | | |
| | New Tyre | | New Tyre | | | | 19 | 1'28.711 | 17.548 | 27.127 | 25.612 | 18.424 | 305.4 | | | | | |
| 1 | 3'02.380 | 18.347 | 34.994 | 29.428 | 19.242 | 151.5 | 20 | 1'36.404 | 17.580 | 28.165 | 33.776 | 16.883 | 308.6 | | | | | |
| 2 | 1'28.751 | 18.286 | 27.997 | 25.228 | 17.240 | 294.8 | 21 | 1'25.065 | 17.462 | 26.919 | 24.095 | 16.589 | 308.3 | | | | | |
| 3 | 2'05.036 | 18.611 | 39.974 | 47.989 | 18.462 | 291.4 | 22 | 1'24.629 | 17.384 | 26.741 | 23.943 | 16.561 | 310.5 | | | | | |
| 4 | 1'29.046 | 18.266 | 27.905 | 25.757 | 17.118 | 298.2 | 23 | 1'24.474 | 17.378 | 26.708 | 23.818 | 16.570 | 310.7 | | | | | |
| 5 | 1'26.645 | 17.886 | 27.262 | 24.754 | 16.743 | 299.3 | Fastest Lap: | Andrea DOVIZIOSO | | Ducati Team | | ITA | | 1'23.830 | 17.359 | 26.536 | 23.591 | 16.344 |
| 6 | 1'37.638 | 26.939 | 28.531 | 25.157 | 17.011 | 231.6 | These data/results cannot be reproduced, stored and/or transmitted in whole or in part by any manner of electronic, mechanical, photocopying, recording, broadcasting or otherwise now known or herein after developed without the previous express consent by the copyright owner, except for reproduction in daily press and regular printed publications on sale to the public within 60 days of the event related to those data/results and always provided that copyright symbol appears together as follows below. | | | | | | | | | | | |
| 7 | 1'25.855 | 17.731 | 27.092 | 24.262 | 16.770 | 300.2 | © DORNA, 2018 | | | | | | | | | | | |
| 8 | 1'25.679 | 17.863 | 26.955 | 24.140 | 16.721 | 300.1 | Official MotoGP Timing by TISSOT | | | | | | | | | | | |
| 9 | 1'25.295 | 17.616 | 26.903 | 24.149 | 16.627 | 300.6 | www.motogp.com | | | | | | | | | | | |

Fastest Lap: Andrea DOVIZIOSO Ducati Team ITA 1'23.830 17.359 26.536 23.591 16.344

These data/results cannot be reproduced, stored and/or transmitted in whole or in part by any manner of electronic, mechanical, photocopying, recording, broadcasting or otherwise now known or herein after developed without the previous express consent by the copyright owner, except for reproduction in daily press and regular printed publications on sale to the public within 60 days of the event related to those data/results and always provided that copyright symbol appears together as follows below.
© DORNA, 2018



Free Practice Nr. 1

MotoGP

| Lap | Lap Time | T1 | T2 | T3 | T4 | Speed | Lap | Lap Time | T1 | T2 | T3 | T4 | Speed | | |
|----------------|-------------------|-------------------------|------------------|---------------------|--------|--------------|----------------|-------------------|------------------------------|------------------|-----------------------------|--------|--------|--------|-------|
| 7th | 35 | Cal CRUTCHLOW | | | | HONDA | GBR | 17 | 1'30.160 | P | 17.727 | 31.463 | 25.264 | 15.706 | 305.6 |
| | | LCR Honda CASTROL | | | | | | Run # 3 | Front Tyre Slick-Soft | | Rear Tyre Slick-Soft | | | | |
| | | Runs=3 | | Total laps=22 | | Full laps=16 | | New Tyre | | New Tyre | | | | | |
| Run # 1 | Front Tyre | Slick-Soft | Rear Tyre | Slick-Medium | | | 18 | 6'24.810 | 10.594 | 28.187 | 24.918 | 16.758 | 284.6 | | |
| | | New Tyre | | New Tyre | | | | 19 | 1'26.065 | 17.483 | 27.118 | 24.547 | 16.917 | 307.6 | |
| 1 | 2'20.839 | 11.499 | 31.515 | 27.365 | 18.352 | 248.8 | 20 | 1'25.468 | 17.738 | 27.044 | 24.040 | 16.646 | 304.6 | | |
| 2 | 1'32.821 | 18.911 | 30.457 | 26.007 | 17.446 | 286.0 | 21 | 1'25.067 | 17.435 | 26.899 | 24.112 | 16.621 | 304.9 | | |
| 3 | 1'26.727 | 17.791 | 27.435 | 24.613 | 16.888 | 305.6 | 22 | 1'24.886 | 17.446 | 26.868 | 23.971 | 16.601 | 306.2 | | |
| 4 | 1'28.282 | 17.813 | 28.300 | 25.355 | 16.814 | 308.3 | 23 | 1'31.433 | 17.442 | 30.714 | 25.030 | 18.247 | 306.6 | | |
| 5 | 1'25.583 | 17.775 | 27.137 | 24.036 | 16.635 | 302.2 | 24 | 1'24.692 | 17.582 | 26.846 | 23.842 | 16.422 | 301.0 | | |
| 6 | 1'25.510 * | 17.787* | 27.101 | 23.984 | 16.638 | 303.5 | 25 | 1'24.676 | 17.608 | 26.720 | 23.817 | 16.531 | 307.3 | | |
| 7 | 1'25.175 | 17.646 | 27.055 | 23.869 | 16.605 | 302.6 | | | | | | | | | |
| 8 | 1'32.066 | 17.910 | 28.038 | 25.910 | 20.208 | 286.1 | | | | | | | | | |
| 9 | 1'25.682 | 17.778 | 27.352 | 23.980 | 16.572 | 305.3 | | | | | | | | | |
| 10 | 1'25.018 P | 17.894 | 27.653 | 24.452 | 15.019 | 301.9 | | | | | | | | | |
| Run # 2 | Front Tyre | Slick-Soft | Rear Tyre | Slick-Medium | | | Run # 1 | Front Tyre | Slick-Soft | Rear Tyre | Slick-Medium | | | | |
| | | 10 Laps at start | | 10 Laps at start | | | | New Tyre | | New Tyre | | | | | |
| 11 | 7'44.794 | 11.091 | 28.602 | 25.007 | 16.952 | 278.6 | 1 | 1'52.385 | 11.701 | 33.170 | 27.598 | 18.417 | 216.8 | | |
| 12 | 1'25.609 | 17.686 | 27.077 | 24.173 | 16.673 | 303.7 | 2 | 1'28.847 | 18.319 | 28.579 | 25.071 | 16.878 | 297.2 | | |
| 13 | 1'25.004 | 17.559 | 26.968 | 23.913 | 16.564 | 304.8 | 3 | 1'27.149 | 17.991 | 27.891 | 24.601 | 16.666 | 295.3 | | |
| 14 | 1'27.621 | 17.589 | 28.709 | 24.293 | 17.030 | 305.3 | 4 | 1'26.698 | 17.789 | 27.716 | 24.553 | 16.640 | 302.1 | | |
| 15 | 1'25.312 | 17.706 | 26.998 | 23.979 | 16.629 | 305.2 | 5 | 1'26.527 | 17.800 | 27.343 | 24.252 | 17.132 | 305.8 | | |
| 16 | 1'23.598 P | 17.532 | 27.119 | 24.063 | 14.884 | 306.5 | 6 | 1'26.252 | 17.755 | 27.655 | 24.211 | 16.631 | 303.2 | | |
| Run # 3 | Front Tyre | Slick-Medium | Rear Tyre | Slick-Soft | | | 7 | 1'25.733 | 17.717 | 27.161 | 24.190 | 16.665 | 302.2 | | |
| | | New Tyre | | New Tyre | | | | 8 | 1'25.643 | 17.784 | 26.900 | 24.191 | 16.768 | 303.3 | |
| 17 | 7'58.609 | 10.720 | 28.332 | 24.335 | 16.603 | 285.1 | 9 | 1'26.852 P | 17.708 | 28.287 | 25.006 | 15.851 | 301.8 | | |
| 18 | 1'24.629 | 17.448 | 26.760 | 23.806 | 16.615 | 304.2 | Run # 2 | Front Tyre | Slick-Soft | Rear Tyre | Slick-Medium | | | | |
| 19 | 1'26.953 | 17.542 | 27.025 | 24.819 | 17.567 | 308.1 | | | 9 Laps at start | | 9 Laps at start | | | | |
| 20 | 1'24.622 | 17.491 | 26.863 | 23.640 | 16.628 | 307.3 | 10 | 8'34.502 | 10.941 | 29.584 | 25.329 | 16.946 | 259.9 | | |
| 21 | 1'29.034 | 17.548 | 30.919 | 24.029 | 16.538 | 304.9 | 11 | 1'26.448 | 17.951 | 27.372 | 24.361 | 16.764 | 296.7 | | |
| 22 | 1'24.491 | 17.406 | 26.829 | 23.729 | 16.527 | 309.8 | 12 | 1'25.979 | 17.918 | 27.218 | 24.096 | 16.747 | 299.4 | | |
| | | | | | | | | | | | | | | | |
| 8th | 53 | Tito RABAT | | | | DUCATI | SPA | | | | | | | | |
| | | Reale Avintia Racing | | | | | | | | | | | | | |
| | | Runs=3 | | Total laps=25 | | Full laps=20 | | | | | | | | | |
| Run # 1 | Front Tyre | Slick-Soft | Rear Tyre | Slick-Medium | | | Run # 3 | Front Tyre | Slick-Soft | Rear Tyre | Slick-Soft | | | | |
| | | New Tyre | | New Tyre | | | | New Tyre | | New Tyre | | | | | |
| 1 | 1'43.877 | 11.353 | 29.612 | 27.018 | 18.795 | 271.3 | 17 | 8'11.387 | 11.329 | 32.051 | 25.932 | 16.956 | 259.6 | | |
| 2 | 1'29.983 | 18.243 | 28.204 | 26.081 | 17.455 | 298.1 | 18 | 1'27.849 | 18.013 | 28.140 | 24.972 | 16.724 | 291.1 | | |
| 3 | 1'28.473 | 18.124 | 27.821 | 25.291 | 17.237 | 300.5 | 19 | 1'25.069 | 17.676 | 26.876 | 23.948 | 16.569 | 300.6 | | |
| 4 | 1'27.367 | 17.954 | 27.506 | 24.898 | 17.009 | 299.9 | 20 | 1'24.767 | 17.540 | 26.890 | 23.856 | 16.481 | 301.8 | | |
| 5 | 1'26.505 | 17.803 | 27.281 | 24.538 | 16.883 | 299.9 | 21 | 1'24.857 | 17.650 | 26.823 | 23.841 | 16.543 | 303.0 | | |
| 6 | 1'26.028 | 17.673 | 27.115 | 24.477 | 16.763 | 300.9 | 22 | 1'24.941 | 17.631 | 26.907 | 23.912 | 16.491 | 302.7 | | |
| 7 | 1'25.557 | 17.757 | 26.845 | 24.293 | 16.662 | 299.8 | | | | | | | | | |
| 8 | 1'24.677 P | 17.692 | 26.941 | 24.474 | 15.570 | 300.1 | | | | | | | | | |
| Run # 2 | Front Tyre | Slick-Soft | Rear Tyre | Slick-Medium | | | | | | | | | | | |
| | | 8 Laps at start | | 8 Laps at start | | | | | | | | | | | |
| 9 | 5'19.103 | 10.364 | 28.270 | 25.410 | 17.124 | 300.2 | | | | | | | | | |
| 10 | 1'26.881 | 17.978 | 27.544 | 24.580 | 16.779 | 305.7 | | | | | | | | | |
| 11 | 1'26.491 | 17.887 | 27.384 | 24.398 | 16.822 | 309.4 | | | | | | | | | |
| 12 | 1'26.470 | 17.747 | 27.808 | 24.180 | 16.735 | 305.8 | | | | | | | | | |
| 13 | 1'25.532 | 17.658 | 26.795 | 24.286 | 16.793 | 311.2 | | | | | | | | | |
| 14 | 1'25.447 | 17.552 | 26.909 | 24.250 | 16.736 | 306.0 | | | | | | | | | |
| 15 | 1'25.531 | 17.595 | 26.921 | 24.177 | 16.838 | 306.5 | | | | | | | | | |
| 16 | 1'25.750 | 17.631 | 26.908 | 24.326 | 16.885 | 306.4 | | | | | | | | | |
| | | | | | | | | | | | | | | | |
| 10th | 25 | Maverick VINALES | | | | YAMAHA | SPA | | | | | | | | |
| | | Movistar Yamaha MotoGP | | | | | | | | | | | | | |
| | | Runs=5 | | Total laps=19 | | Full laps=10 | | | | | | | | | |
| Run # 1 | Front Tyre | Slick-Soft | Rear Tyre | Slick-Medium | | | Run # 2 | Front Tyre | Slick-Soft | Rear Tyre | Slick-Medium | | | | |
| | | New Tyre | | New Tyre | | | | New Tyre | | New Tyre | | | | | |
| 1 | 2'01.131 | 11.799 | 32.052 | 26.688 | 18.253 | 232.9 | 1 | 2'01.131 | 11.799 | 32.052 | 26.688 | 18.253 | 232.9 | | |
| 2 | 1'29.501 | 18.476 | 28.381 | 25.205 | 17.439 | 285.2 | 2 | 1'29.501 | 18.476 | 28.381 | 25.205 | 17.439 | 285.2 | | |
| 3 | 1'31.018 | 18.589 | 28.957 | 26.009 | 17.463 | 291.1 | 3 | 1'31.018 | 18.589 | 28.957 | 26.009 | 17.463 | 291.1 | | |
| 4 | 1'26.838 P | 18.154 | 27.842 | 25.042 | 15.800 | 299.4 | 4 | 1'26.838 P | 18.154 | 27.842 | 25.042 | 15.800 | 299.4 | | |
| Run # 2 | Front Tyre | Slick-Soft | Rear Tyre | Slick-Medium | | | | | 4 Laps at start | | 4 Laps at start | | | | |
| | | 4 Laps at start | | 4 Laps at start | | | | | | | | | | | |
| 5 | 5'04.674 | 10.991 | 28.239 | 25.088 | 17.051 | 285.6 | | | | | | | | | |

Fastest Lap: Andrea DOVIZIOSO Ducati Team ITA **1'23.830** 17.359 26.536 23.591 16.344

These data/results cannot be reproduced, stored and/or transmitted in whole or in part by any manner of electronic, mechanical, photocopying, recording, broadcasting or otherwise now known or herein after developed without the previous express consent by the copyright owner, except for reproduction in daily press and regular printed publications on sale to the public within 60 days of the event related to those data/results and always provided that copyright symbol appears together as follows below.
© DORNA, 2018

Official MotoGP Timing by TISSOT
www.motogp.com

Spielberg, Friday, August 10, 2018

Page 3 of 8



Free Practice Nr. 1

MotoGP

| Lap | Lap Time | T1 | T2 | T3 | T4 | Speed | Lap | Lap Time | T1 | T2 | T3 | T4 | Speed |
|---------|-------------------------|------------------------|--------|--------|--------|-------|---------|-------------------------|------------------------|--------|--------|--------|-------|
| 6 | 1'26.770 | 17.860 | 27.370 | 24.728 | 16.812 | 301.3 | Run # 1 | Front Tyre Slick-Soft | Rear Tyre Slick-Medium | | | | |
| 7 | 1'26.354 | 17.702 | 27.180 | 24.657 | 16.815 | 302.6 | | New Tyre | New Tyre | | | | |
| 8 | 1'24.491 P | 17.701 | 27.240 | 24.400 | 15.150 | 301.7 | 1 | 1'56.530 | 10.817 | 31.455 | 26.351 | 18.627 | 262.5 |
| Run # 3 | Front Tyre Slick-Soft | Rear Tyre Slick-Medium | | | | | 2 | 1'30.375 | 18.257 | 29.174 | 25.390 | 17.554 | 298.6 |
| | 8 Laps at start | 8 Laps at start | | | | | 3 | 1'27.455 | 17.962 | 27.861 | 24.679 | 16.953 | 302.0 |
| 9 | 6'12.102 | 11.626 | 28.512 | 24.941 | 17.118 | 277.8 | 4 | 1'26.417 | 17.770 | 27.364 | 24.415 | 16.868 | 300.0 |
| 10 | 1'28.316 P | 18.225 | 29.434 | 25.599 | 15.058 | 276.0 | 5 | 1'28.567 | 17.864 | 29.307 | 24.257 | 17.139 | 299.4 |
| Run # 4 | Front Tyre Slick-Soft | Rear Tyre Slick-Medium | | | | | 6 | 1'26.295 | 17.775 | 27.543 | 24.289 | 16.688 | 302.7 |
| | 10 Laps at start | 10 Laps at start | | | | | 7 | 1'25.419 | 17.704 | 26.971 | 24.042 | 16.702 | 302.2 |
| 11 | 5'56.600 | 11.549 | 28.973 | 24.768 | 16.895 | 213.9 | 8 | 1'28.726 P | 19.361* | 28.482 | 25.336 | 15.547 | 288.6 |
| 12 | 1'25.646 | 17.706 | 26.948 | 24.331 | 16.661 | 304.5 | Run # 2 | Front Tyre Slick-Soft | Rear Tyre Slick-Medium | | | | |
| 13 | 1'25.529 | 17.575 | 26.945 | 24.330 | 16.679 | 305.7 | | 8 Laps at start | 8 Laps at start | | | | |
| 14 | 1'25.502 | 17.557 | 27.054 | 24.294 | 16.597 | 303.7 | 9 | 6'59.315 | 10.945 | 28.954 | 25.006 | 17.270 | 285.4 |
| 15 | 1'27.574 P | 17.823 | 28.336 | 26.537 | 14.878 | 295.4 | 10 | 1'27.549 | 18.104 | 27.815 | 24.623 | 17.007 | 297.3 |
| Run # 5 | Front Tyre Slick-Medium | Rear Tyre Slick-Soft | | | | | 11 | 1'26.361 | 17.899 | 27.247 | 24.142 | 17.073 | 297.7 |
| | New Tyre | New Tyre | | | | | 12 | 1'30.621 P | 17.970 | 29.696 | 25.681 | 17.274 | 300.1 |
| 16 | 6'02.680 | 10.763 | 28.318 | 24.861 | 17.180 | 283.9 | Run # 3 | Front Tyre Slick-Medium | Rear Tyre Slick-Medium | | | | |
| 17 | 1'25.260 | 17.568 | 26.976 | 24.121 | 16.595 | 305.5 | | New Tyre | 12 Laps at start | | | | |
| 18 | 1'24.835 | 17.504 | 26.752 | 24.029 | 16.550 | 305.9 | 13 | 8'04.532 | 10.661 | 28.517 | 24.685 | 16.940 | 290.5 |
| 19 | 1'34.788 | 17.670 | 30.852 | 27.937 | 18.329 | 303.7 | 14 | 1'26.741 | 17.844 | 27.233 | 24.216 | 17.448 | 300.4 |

11th 46 Valentino ROSSI YAMAHA ITA
Movistar Yamaha MotoGP

Runs=3 Total laps=21 Full laps=17

| Run # | 1 | Front Tyre | Slick-Soft | Rear Tyre | Slick-Medium | Speed |
|-------|----------|------------|------------|-----------|--------------|-------|
| | | | New Tyre | New Tyre | | |
| 1 | 2'22.534 | 11.061 | 30.881 | 27.066 | 17.958 | 255.5 |
| 2 | 1'30.097 | 18.421 | 28.397 | 26.098 | 17.181 | 292.1 |
| 3 | 1'27.605 | 17.928 | 27.507 | 25.130 | 17.040 | 300.1 |
| 4 | 1'27.301 | 17.773 | 27.356 | 24.584 | 17.588 | 298.3 |

unfinished

| Run # | 2 | Front Tyre | Slick-Soft | Rear Tyre | Slick-Medium | Speed |
|-------|------------|------------|------------|-----------|--------------|-------|
| | | | New Tyre | New Tyre | | |
| 5 | 1'27.428 * | 12.744* | 31.564 | 25.793 | 17.327 | 263.8 |
| 6 | 1'26.850 | 17.992 | 27.460 | 24.637 | 16.761 | 299.2 |
| 7 | 1'25.614 | 17.560 | 27.071 | 24.264 | 16.719 | 302.4 |
| 8 | 1'26.024 | 17.657 | 27.283 | 24.416 | 16.668 | 301.0 |
| 9 | 1'29.385 | 17.648 | 30.363 | 24.685 | 16.689 | 302.3 |
| 10 | 1'25.432 | 17.631 | 27.085 | 24.135 | 16.581 | 304.3 |
| 11 | 1'25.482 | 17.610 | 26.842 | 24.343 | 16.687 | 301.5 |
| 12 | 1'27.431 P | 17.535 | 28.042 | 26.367 | 15.487 | 302.2 |

| Run # | 3 | Front Tyre | Slick-Medium | Rear Tyre | Slick-Soft | Speed |
|-------|----------|------------|--------------|-----------|------------|-------|
| | | | New Tyre | New Tyre | | |
| 13 | 7'04.240 | 11.169 | 28.997 | 25.157 | 16.863 | 274.1 |
| 14 | 1'25.881 | 17.707 | 27.137 | 24.480 | 16.557 | 301.0 |
| 15 | 1'25.391 | 17.663 | 26.887 | 24.213 | 16.628 | 302.0 |
| 16 | 1'34.803 | 21.315 | 29.652 | 25.517 | 18.319 | 232.4 |
| 17 | 1'24.884 | 17.550 | 26.829 | 23.971 | 16.534 | 302.2 |
| 18 | 1'25.162 | 17.572 | 27.046 | 24.011 | 16.533 | 306.2 |
| 19 | 1'31.588 | 17.651 | 30.564 | 26.712 | 16.661 | 304.9 |
| 20 | 1'25.177 | 17.652 | 26.916 | 24.097 | 16.512 | 301.7 |

12th 41 Aleix ESPARGARO APRILIA SPA
Aprilia Racing Team Gresini

Runs=4 Total laps=22 Full laps=14

13th 19 Alvaro BAUTISTA DUCATI SPA
Angel Nieto Team

Runs=3 Total laps=23 Full laps=18

| Run # | 1 | Front Tyre | Slick-Soft | Rear Tyre | Slick-Medium | Speed |
|-------|------------|------------|------------|-----------|--------------|-------|
| | | | New Tyre | New Tyre | | |
| 1 | 1'51.996 | 11.430 | 30.597 | 27.044 | 18.070 | 259.8 |
| 2 | 1'28.065 | 18.056 | 27.776 | 25.017 | 17.216 | 298.2 |
| 3 | 1'26.703 | 17.816 | 27.413 | 24.565 | 16.909 | 304.7 |
| 4 | 1'26.613 | 17.862 | 27.497 | 24.185 | 17.069 | 306.3 |
| 5 | 1'25.762 | 17.663 | 27.130 | 24.275 | 16.694 | 304.4 |
| 6 | 1'25.561 | 17.638 | 27.135 | 24.096 | 16.692 | 304.1 |
| 7 | 1'25.495 | 17.678 | 27.061 | 24.141 | 16.615 | 304.3 |
| 8 | 1'25.625 | 17.590 | 27.111 | 24.196 | 16.728 | 303.9 |
| 9 | 1'25.538 P | 17.653 | 27.600 | 24.845 | 15.440 | 304.2 |

| Run # | 2 | Front Tyre | Slick-Soft | Rear Tyre | Slick-Medium | Speed |
|-------|------------|------------|-----------------|-----------------|--------------|-------|
| | | | 9 Laps at start | 9 Laps at start | | |
| 10 | 8'59.337 | 10.566 | 27.658 | 24.685 | 16.807 | 295.3 |
| 11 | 1'25.903 | 17.862 | 27.087 | 24.301 | 16.653 | 301.5 |
| 12 | 1'25.497 | 17.616 | 26.985 | 24.290 | 16.606 | 305.0 |
| 13 | 1'25.848 | 17.610 | 27.379 | 24.222 | 16.637 | 305.3 |
| 14 | 1'25.425 | 17.578 | 27.043 | 24.202 | 16.602 | 306.0 |
| 15 | 1'25.154 | 17.581 | 26.931 | 24.069 | 16.573 | 305.8 |
| 16 | 1'24.181 P | 17.574 | 26.967 | 24.282 | 15.358 | 308.3 |

Fastest Lap: Andrea DOVIZIOSO Ducati Team ITA 1'23.830 17.359 26.536 23.591 16.344

These data/results cannot be reproduced, stored and/or transmitted in whole or in part by any manner of electronic, mechanical, photocopying, recording, broadcasting or otherwise now known or herein after developed without the previous express consent by the copyright owner, except for reproduction in daily press and regular printed publications on sale to the public within 60 days of the event related to those data/results and always provided that copyright symbol appears together as follows below.
© DORNA, 2018

Official MotoGP Timing by TISSOT
www.motogp.com

Spielberg, Friday, August 10, 2018

Page 4 of 8



Free Practice Nr. 1

MotoGP

| Lap | Lap Time | T1 | T2 | T3 | T4 | Speed | Lap | Lap Time | T1 | T2 | T3 | T4 | Speed |
|-------------|-----------------|--------------------|---------------|---------------|---------------|-------|---------|-----------------|-----------------|--------|-----------|-----------------|-------|
| Run # 3 | Front Tyre | Slick-Soft | | Rear Tyre | Slick-Soft | | Run # 2 | Front Tyre | Slick-Soft | | Rear Tyre | Slick-Medium | |
| | | New Tyre | | | New Tyre | | | | 7 Laps at start | | | 7 Laps at start | |
| 17 | 6'29.920 | 11.272 | 32.428 | 25.439 | 17.230 | 287.0 | 8 | 6'52.622 | 12.301 | 31.142 | 25.590 | 17.441 | 262.3 |
| 18 | 1'31.093 | 21.630 | 28.440 | 24.361 | 16.662 | 276.6 | 9 | 1'27.638 | 18.053 | 27.985 | 24.590 | 17.010 | 299.4 |
| 19 | 1'24.938 | 17.516 | 26.920 | 23.963 | 16.539 | 306.3 | 10 | 1'26.088 | 17.862 | 27.297 | 24.109 | 16.820 | 299.6 |
| 20 | 1'24.947 | 17.514 | 26.977 | 23.943 | 16.513 | 306.1 | 11 | 1'26.659 | 17.785 | 27.367 | 24.032 | 17.475 | 299.5 |
| 21 | 1'25.049 | 17.549 | 26.866 | 23.901 | 16.733 | 306.2 | 12 | 1'26.480 | 17.822 | 27.380 | 24.235 | 17.043 | 298.9 |
| 22 | 1'32.831 | 17.550 | 32.743 | 26.042 | 16.496 | 305.1 | 13 | 1'32.616 * | 20.407* | 30.171 | 24.822 | 17.216 | 253.8 |
| 23 | 1'24.944 | 17.593 | 26.864 | 23.882 | 16.605 | 308.0 | 14 | 1'25.933 | 17.712 | 27.369 | 24.096 | 16.756 | 303.6 |
| 14th | 42 | Alex RINS | | SUZUKI | | SPA | 15 | 1'25.944 | 17.661 | 27.216 | 24.152 | 16.915 | 305.2 |
| | | Team SUZUKI ECSTAR | | | | | 16 | 1'32.606 P | 21.728* | 29.931 | 25.634 | 15.313 | 176.8 |

| Run # | 1 | Front Tyre | Slick-Soft | Rear Tyre | Slick-Medium | Speed |
|-------|-----------------|------------|------------|-----------|--------------|-------|
| | | New Tyre | | New Tyre | | |
| 1 | 1'45.481 | 11.608 | 29.937 | 27.648 | 20.145 | 284.4 |
| 2 | 1'29.069 | 18.444 | 28.002 | 25.307 | 17.316 | 300.2 |
| 3 | 1'28.088 | 18.070 | 27.567 | 24.981 | 17.470 | 302.2 |
| 4 | 1'32.007 | 18.333 | 28.895 | 27.434 | 17.345 | 301.0 |
| 5 | 1'27.199 | 17.969 | 27.426 | 24.370 | 17.434 | 303.2 |
| 6 | 1'26.680 P | 18.017 | 27.908 | 25.343 | 15.412 | 295.4 |

| Run # | 2 | Front Tyre | Slick-Soft | Rear Tyre | Slick-Medium | Speed |
|-------|-----------------|-----------------|------------|-----------------|--------------|-------|
| | | 6 Laps at start | | 6 Laps at start | | |
| 7 | 8'03.880 | 13.317 | 29.099 | 25.646 | 17.266 | 254.8 |
| 8 | 1'26.720 | 18.046 | 27.363 | 24.327 | 16.984 | 302.7 |
| 9 | 1'26.196 | 17.732 | 27.389 | 24.162 | 16.913 | 304.9 |
| 10 | 1'25.929 | 17.804 | 27.073 | 24.206 | 16.846 | 303.0 |
| 11 | 1'26.123 | 17.778 | 27.175 | 24.070 | 17.100 | 303.7 |
| 12 | 1'26.167 | 17.818 | 27.354 | 24.176 | 16.819 | 302.5 |
| 13 | 1'25.947 P | 17.758 | 27.377 | 24.812 | 16.000 | 303.8 |

| Run # | 3 | Front Tyre | Slick-Medium | Rear Tyre | Slick-Medium | Speed |
|-------|-----------------|-----------------|---------------|---------------|---------------|--------------|
| | | New Tyre | | New Tyre | | |
| 14 | 6'48.049 | 11.036 | 29.763 | 25.717 | 17.229 | 274.1 |
| 15 | 1'26.629 | 17.864 | 27.253 | 24.504 | 17.008 | 303.6 |
| 16 | 1'25.812 | 17.707 | 27.148 | 24.215 | 16.742 | 301.7 |
| 17 | 1'25.499 | 17.696 | 27.019 | 24.019 | 16.765 | 299.8 |
| 18 | 1'24.971 P | 17.844 | 26.969 | 24.171 | 15.987 | 301.4 |
| Run # | 4 | Front Tyre | Slick-Medium | Rear Tyre | Slick-Soft | Speed |
| | | 5 Laps at start | | New Tyre | | |
| 19 | 2'48.803 | 10.303 | 28.774 | 24.291 | 16.747 | 295.7 |
| 20 | 1'24.939 | 17.692 | 26.787 | 23.854 | 16.606 | 303.1 |
| 21 | 1'28.425 | 17.691 | 26.965 | 25.759 | 18.010 | 305.1 |
| 22 | 1'25.160 | 17.575 | 26.977 | 23.857 | 16.751 | 306.7 |

| Run # | 1 | Front Tyre | Slick-Soft | Rear Tyre | Slick-Medium | Speed |
|-------|-----------------|------------|------------|-----------|--------------|--------------|
| | | New Tyre | | New Tyre | | |
| 1 | 1'56.726 | 11.402 | 31.654 | 27.403 | 18.551 | 249.8 |
| 2 | 1'28.924 | 18.393 | 28.063 | 25.219 | 17.249 | 301.5 |
| 3 | 1'27.089 | 18.005 | 27.510 | 24.557 | 17.017 | 300.7 |
| 4 | 1'26.437 | 17.842 | 27.233 | 24.462 | 16.900 | 301.7 |
| 5 | 1'25.812 | 17.865 | 27.143 | 24.073 | 16.731 | 301.5 |
| 6 | 1'25.868 | 17.691 | 27.300 | 24.116 | 16.761 | 305.4 |
| 7 | 1'32.672 P | 17.780 | 33.960 | 25.678 | 15.254 | 301.7 |

| Run # | 3 | Front Tyre | Slick-Medium | Rear Tyre | Slick-Soft | Speed |
|-------|-----------------|---------------|---------------|---------------|---------------|-------|
| | | New Tyre | | New Tyre | | |
| 17 | 7'17.065 | 10.663 | 29.549 | 26.563 | 17.523 | 280.0 |
| 18 | 1'30.436 | 17.959 | 30.603 | 24.798 | 17.076 | 304.6 |
| 19 | 1'25.836 | 17.676 | 27.051 | 24.338 | 16.771 | 304.9 |
| 20 | 1'25.166 | 17.638 | 26.784 | 23.939 | 16.805 | 300.0 |
| 21 | 1'24.973 | 17.646 | 26.878 | 23.811 | 16.638 | 302.4 |
| 22 | 1'33.927 | 21.448 | 28.848 | 25.442 | 18.189 | 198.1 |
| 23 | 1'25.065 | 17.616 | 26.953 | 23.867 | 16.629 | 305.2 |

| Run # | 1 | Front Tyre | Slick-Medium | Rear Tyre | Slick-Medium | Speed |
|-------|-----------------|------------|--------------|-----------|--------------|--------------|
| | | New Tyre | | New Tyre | | |
| 1 | 1'52.689 | 12.128 | 32.824 | 26.946 | 18.390 | 244.4 |
| 2 | 1'29.486 | 18.504 | 28.833 | 24.983 | 17.166 | 295.9 |
| 3 | 1'27.299 | 17.952 | 28.064 | 24.390 | 16.893 | 301.9 |
| 4 | 1'26.361 | 17.937 | 27.523 | 24.121 | 16.780 | 301.4 |
| 5 | 1'26.050 | 17.828 | 27.360 | 24.049 | 16.813 | 302.0 |
| 6 | 1'26.391 | 17.966 | 27.586 | 24.106 | 16.733 | 302.0 |
| 7 | 1'25.538 | 17.722 | 27.237 | 23.921 | 16.658 | 303.3 |
| 8 | 1'25.690 | 17.765 | 27.256 | 23.951 | 16.718 | 304.4 |
| 9 | 1'27.369 P | 17.724 | 28.424 | 24.946 | 16.275 | 303.4 |

| Run # | 2 | Front Tyre | Slick-Medium | Rear Tyre | Slick-Medium | Speed |
|-------|-----------------|-----------------|--------------|-----------------|--------------|-------|
| | | 9 Laps at start | | 9 Laps at start | | |
| 10 | 7'53.808 | 11.134 | 30.278 | 25.610 | 17.197 | 280.3 |
| 11 | 1'27.067 * | 18.112* | 27.737 | 24.370 | 16.848 | 296.2 |
| 12 | 1'26.330 | 17.870 | 27.631 | 24.143 | 16.686 | 299.0 |
| 13 | 1'26.539 | 17.825 | 27.939 | 24.108 | 16.667 | 301.0 |
| 14 | 1'25.931 | 17.893 | 27.213 | 24.130 | 16.695 | 301.1 |
| 15 | 1'25.878 | 17.786 | 27.349 | 24.111 | 16.632 | 302.9 |
| 16 | 1'25.662 | 17.689 | 27.319 | 24.000 | 16.654 | 301.8 |
| 17 | 1'26.015 | 17.807 | 27.476 | 24.124 | 16.608 | 300.5 |
| 18 | 1'27.780 P | 17.743 | 27.665 | 26.729 | 15.643 | 300.3 |

| Run # | 3 | Front Tyre | Slick-Medium | Rear Tyre | Slick-Soft | Speed |
|-------|-----------------|------------------|---------------|---------------|---------------|-------|
| | | 18 Laps at start | | New Tyre | | |
| 19 | 6'50.414 | 15.595 | 30.370 | 25.963 | 16.814 | 193.3 |
| 20 | 1'27.855 * | 18.390* | 27.956 | 24.734 | 16.775 | 282.7 |
| 21 | 1'25.579 | 17.758 | 27.367 | 23.959 | 16.495 | 299.4 |
| 22 | 1'25.080 | 17.733 | 27.026 | 23.732 | 16.589 | 301.0 |
| 23 | 1'25.011 | 17.643 | 26.965 | 23.926 | 16.477 | 302.8 |

| | | | | | | | | |
|---------------------|------------------|-------------|-----|-----------------|--------|--------|--------|--------|
| Fastest Lap: | Andrea DOVIZIOSO | Ducati Team | ITA | 1'23.830 | 17.359 | 26.536 | 23.591 | 16.344 |
|---------------------|------------------|-------------|-----|-----------------|--------|--------|--------|--------|

These data/results cannot be reproduced, stored and/or transmitted in whole or in part by any manner of electronic, mechanical, photocopying, recording, broadcasting or otherwise now known or herein after developed without the previous express consent by the copyright owner, except for reproduction in daily press and regular printed publications on sale to the public within 60 days of the event related to those data/results and always provided that copyright symbol appears together as follows below.
© DORNA, 2018



Free Practice Nr. 1

MotoGP

| Lap | Lap Time | T1 | T2 | T3 | T4 | Speed | Lap | Lap Time | T1 | T2 | T3 | T4 | Speed | |
|-----------------------------|-----------|--------------------------|---------------|-----------|--------------|--------------|---|----------------|---|--------|---------|--------|-----------------|-------|
| 17th | 21 | Franco MORBIDELLI | | | | HONDA | ITA | Run # 3 | Front Tyre Slick-Medium Rear Tyre Slick-Soft | | | | New Tyre | |
| EG 0,0 Marc VDS | | | | | | | 8 Laps at start | | | | | | | |
| Runs=3 | | | Total laps=24 | | | Full laps=18 | | 15 | 9'10.469 | 12.478 | 29.755 | 29.700 | 18.315 | 274.7 |
| Run # | 1 | Front Tyre | Slick-Soft | Rear Tyre | Slick-Medium | | 16 | 1'30.038 | 17.830 | 27.305 | 27.590 | 17.313 | 302.2 | |
| New Tyre | | | | | | | New Tyre | | | | | | | |
| 1 | 2'02.263 | 11.732 | 32.457 | 26.667 | 18.145 | 233.1 | 17 | 1'25.421 | 17.599 | 26.984 | 23.923 | 16.915 | 303.8 | |
| 2 | 1'30.118 | 18.565 | 28.811 | 25.382 | 17.360 | 288.0 | 18 | 1'39.415 | 18.049 | 32.167 | 26.418 | 22.781 | 264.1 | |
| 3 | 1'27.891 | 18.043 | 27.954 | 24.668 | 17.226 | 304.3 | 19 | 1'25.184 | 17.583 | 26.967 | 23.856 | 16.778 | 303.2 | |
| 4 | 1'26.740 | 17.876 | 27.486 | 24.583 | 16.795 | 303.9 | 20 | 1'41.569 | 20.804* | 31.394 | 32.536 | 16.835 | 240.8 | |
| 5 | 1'26.545 | 17.980 | 27.542 | 24.262 | 16.761 | 302.0 | 21 | 1'25.312 | 17.656 | 26.943 | 23.965 | 16.748 | 302.1 | |
| 6 | 1'26.233 | 17.827 | 27.566 | 24.180 | 16.660 | 302.7 | | | | | | | | |
| 7 | 1'26.187 | 17.857 | 27.492 | 24.119 | 16.719 | 303.0 | | | | | | | | |
| 8 | 1'27.323 | P 18.631 | 28.580 | 24.889 | 15.223 | 293.9 | | | | | | | | |
| 19th | 45 | Scott REDDING | | | | APRILIA | GBR | Run # 1 | Front Tyre Slick-Medium Rear Tyre Slick-Medium | | | | New Tyre | |
| Aprilia Racing Team Gresini | | | | | | | Runs=4 Total laps=21 Full laps=12 | | | | | | | |
| Run # | 1 | Front Tyre | Slick-Soft | Rear Tyre | Slick-Medium | | 1 | 1'48.728 | 11.353 | 31.228 | 26.642 | 18.088 | 254.7 | |
| 8 Laps at start | | | | | | | 8 Laps at start | | | | | | | |
| 2 | 1'29.502 | 18.651 | 28.552 | 25.100 | 17.199 | 292.3 | 3 | 1'27.843 | 18.192 | 28.013 | 24.630 | 17.008 | 297.7 | |
| 3 | 1'27.843 | 18.192 | 28.013 | 24.630 | 17.008 | 297.7 | 4 | 1'25.037 | P 18.032 | 27.682 | 24.453 | 14.870 | 297.9 | |
| 4 | 1'25.037 | P 18.032 | 27.682 | 24.453 | 14.870 | 297.9 | | | | | | | | |
| Run # | 2 | Front Tyre | Slick-Medium | Rear Tyre | Slick-Medium | | 5 <td>6'58.547</td> <td>10.926</td> <td>28.664</td> <td>24.927</td> <td>17.403</td> <td>283.6</td> | 6'58.547 | 10.926 | 28.664 | 24.927 | 17.403 | 283.6 | |
| 4 Laps at start | | | | | | | 4 Laps at start | | | | | | | |
| 6 | 1'27.079 | 18.063 | 27.467 | 24.672 | 16.877 | 300.0 | 7 | 1'25.995 | 17.791 | 27.278 | 24.168 | 16.758 | 300.0 | |
| 7 | 1'25.995 | 17.791 | 27.278 | 24.168 | 16.758 | 300.0 | 8 | 1'26.122 | 17.884 | 27.251 | 24.201 | 16.786 | 298.5 | |
| 8 | 1'26.122 | 17.884 | 27.251 | 24.201 | 16.786 | 298.5 | 9 | 1'35.597 | * 21.503* | 30.281 | 26.691 | 17.122 | 243.1 | |
| 9 | 1'35.597 | * 21.503* | 30.281 | 26.691 | 17.122 | 243.1 | 10 | 1'23.405 | P 17.863 | 27.237 | 24.142 | 14.163 | 299.8 | |
| 10 | 1'23.405 | P 17.863 | 27.237 | 24.142 | 14.163 | 299.8 | | | | | | | | |
| Run # | 3 | Front Tyre | Slick-Medium | Rear Tyre | Slick-Medium | | 11 <td>6'48.681</td> <td>11.224</td> <td>29.757</td> <td>26.272</td> <td>17.013</td> <td>283.0</td> | 6'48.681 | 11.224 | 29.757 | 26.272 | 17.013 | 283.0 | |
| 10 Laps at start | | | | | | | 10 Laps at start | | | | | | | |
| 12 | 1'26.340 | 17.925 | 27.361 | 24.222 | 16.832 | 298.6 | 13 | 1'26.044 | 17.914 | 27.194 | 24.134 | 16.802 | 299.0 | |
| 13 | 1'26.044 | 17.914 | 27.194 | 24.134 | 16.802 | 299.0 | 14 | 1'29.448 | * 19.749* | 28.092 | 24.631 | 16.976 | 289.6 | |
| 14 | 1'29.448 | * 19.749* | 28.092 | 24.631 | 16.976 | 289.6 | 15 | 1'26.788 | 18.010 | 27.264 | 24.046 | 17.468 | 299.2 | |
| 15 | 1'26.788 | 18.010 | 27.264 | 24.046 | 17.468 | 299.2 | 16 | 1'25.934 | 17.760 | 27.202 | 24.138 | 16.834 | 303.2 | |
| 16 | 1'25.934 | 17.760 | 27.202 | 24.138 | 16.834 | 303.2 | 17 | 1'24.443 | P 18.056 | 27.219 | 24.536 | 14.632 | 296.7 | |
| 17 | 1'24.443 | P 18.056 | 27.219 | 24.536 | 14.632 | 296.7 | | | | | | | | |
| Run # | 4 | Front Tyre | Slick-Soft | Rear Tyre | Slick-Soft | | 18 <td>5'15.037</td> <td>12.961</td> <td>30.618</td> <td>28.146</td> <td>16.816</td> <td>275.3</td> | 5'15.037 | 12.961 | 30.618 | 28.146 | 16.816 | 275.3 | |
| New Tyre | | | | | | | New Tyre | | | | | | | |
| 19 | 1'29.954 | 17.790 | 27.215 | 25.445 | 19.504 | 302.1 | 20 | 1'25.354 | 17.778 | 27.052 | 23.881 | 16.643 | 301.7 | |
| 20 | 1'25.354 | 17.778 | 27.052 | 23.881 | 16.643 | 301.7 | 21 | 1'31.651 | 17.671 | 29.904 | 26.333 | 17.743 | 301.7 | |
| 21 | 1'31.651 | 17.671 | 29.904 | 26.333 | 17.743 | 301.7 | | | | | | | | |
| 18th | 43 | Jack MILLER | | | | DUCATI | AUS | Run # 1 | Front Tyre Slick-Soft Rear Tyre Slick-Medium | | | | New Tyre | |
| Alma Pramac Racing | | | | | | | Runs=3 Total laps=21 Full laps=14 | | | | | | | |
| Run # | 1 | Front Tyre | Slick-Soft | Rear Tyre | Slick-Medium | | 1 | 1'47.271 | 10.698 | 29.881 | 32.383 | 17.786 | 287.3 | |
| New Tyre | | | | | | | New Tyre | | | | | | | |
| 2 | 1'28.522 | 18.240 | 27.922 | 25.027 | 17.333 | 300.1 | 3 | 1'27.006 | 17.946 | 27.510 | 24.509 | 17.041 | 302.0 | |
| 3 | 1'27.006 | 17.946 | 27.510 | 24.509 | 17.041 | 302.0 | 4 | 1'34.091 | 18.308 | 27.936 | 29.739 | 18.108 | 287.3 | |
| 4 | 1'34.091 | 18.308 | 27.936 | 29.739 | 18.108 | 287.3 | 5 | 1'32.862 | * 21.094* | 30.383 | 24.563 | 16.822 | 232.6 | |
| 5 | 1'32.862 | * 21.094* | 30.383 | 24.563 | 16.822 | 232.6 | 6 | 1'45.182 | P 17.762 | 41.829 | 29.608 | 15.983 | 305.1 | |
| 6 | 1'45.182 | P 17.762 | 41.829 | 29.608 | 15.983 | 305.1 | | | | | | | | |
| Run # | 2 | Front Tyre | Slick-Medium | Rear Tyre | Slick-Medium | | 7 <td>7'38.092</td> <td>10.698</td> <td>28.741</td> <td>25.410</td> <td>17.358</td> <td>293.0</td> | 7'38.092 | 10.698 | 28.741 | 25.410 | 17.358 | 293.0 | |
| 6 Laps at start | | | | | | | 6 Laps at start | | | | | | | |
| 8 | 1'26.526 | 17.881 | 27.498 | 24.231 | 16.916 | 303.8 | 9 | 1'26.012 | 17.779 | 27.137 | 24.105 | 16.991 | 304.6 | |
| 9 | 1'26.012 | 17.779 | 27.137 | 24.105 | 16.991 | 304.6 | 10 | 1'30.521 | 17.916 | 27.313 | 27.260 | 18.032 | 305.4 | |
| 10 | 1'30.521 | 17.916 | 27.313 | 27.260 | 18.032 | 305.4 | 11 | 1'26.301 | 17.782 | 27.413 | 24.273 | 16.833 | 303.6 | |
| 11 | 1'26.301 | 17.782 | 27.413 | 24.273 | 16.833 | 303.6 | 12 | 1'26.114 | 17.741 | 27.305 | 24.320 | 16.748 | 303.7 | |
| 12 | 1'26.114 | 17.741 | 27.305 | 24.320 | 16.748 | 303.7 | 13 | 1'25.905 | 17.810 | 27.033 | 24.205 | 16.857 | 302.0 | |
| 13 | 1'25.905 | 17.810 | 27.033 | 24.205 | 16.857 | 302.0 | 14 | 1'33.648 | P 21.193* | 31.184 | 26.017 | 15.254 | 248.5 | |
| 14 | 1'33.648 | P 21.193* | 31.184 | 26.017 | 15.254 | 248.5 | | | | | | | | |
| 20th | 17 | Karel ABRAHAM | | | | DUCATI | CZE | Run # 1 | Front Tyre Slick-Soft Rear Tyre Slick-Medium | | | | New Tyre | |
| Angel Nieto Team | | | | | | | Runs=3 Total laps=20 Full laps=14 | | | | | | | |
| Run # | 1 | Front Tyre | Slick-Soft | Rear Tyre | Slick-Medium | | 1 | 1'45.339 | 11.084 | 30.774 | 26.604 | 19.590 | 243.1 | |
| New Tyre | | | | | | | New Tyre | | | | | | | |
| 2 | 1'30.300 | 18.896 | 28.571 | 25.301 | 17.532 | 299.9 | 3 | 1'27.743 | 18.290 | 27.851 | 24.624 | 16.978 | 303.7 | |
| 3 | 1'27.743 | 18.290 | 27.851 | 24.624 | 16.978 | 303.7 | 4 | 1'30.352 | 17.985 | 28.031 | 25.748 | 18.588 | 301.9 | |
| 4 | 1'30.352 | 17.985 | 28.031 | 25.748 | 18.588 | 301.9 | 5 | 1'27.159 | 17.946 | 27.523 | 24.496 | 17.194 | 301.6 | |
| 5 | 1'27.159 | 17.946 | 27.523 | 24.496 | 17.194 | 301.6 | 6 | 1'28.503 | P 17.906 | 28.791 | 25.804* | 16.002 | 297.6 | |
| 6 | 1'28.503 | P 17.906 | 28.791 | 25.804* | 16.002 | 297.6 | | | | | | | | |

Fastest Lap: Andrea DOVIZIOSO Ducati Team ITA 1'23.830 17.359 26.536 23.591 16.344

These data/results cannot be reproduced, stored and/or transmitted in whole or in part by any manner of electronic, mechanical, photocopying, recording, broadcasting or otherwise now known or herein after developed without the previous express consent by the copyright owner, except for reproduction in daily press and regular printed publications on sale to the public within 60 days of the event related to those data/results and always provided that copyright symbol appears together as follows below.
© DORNA, 2018

Official MotoGP Timing by TISSOT
www.motogp.com

Spielberg, Friday, August 10, 2018

Page 6 of 8



Free Practice Nr. 1

MotoGP

| Lap | Lap Time | T1 | T2 | T3 | T4 | Speed | Lap | Lap Time | T1 | T2 | T3 | T4 | Speed |
|----------------|-------------------|---------------------|---------------|---------------|-------------------------------|--------------|----------------|-------------------|-------------------|--------|--------|-------------------------------|-------|
| Run # 2 | <i>Front Tyre</i> | <i>Slick-Soft</i> | | | <i>Rear Tyre Slick-Medium</i> | | 2 | 1'29.357 | 18.816 | 28.317 | 25.073 | 17.151 | 295.0 |
| | 6 Laps at start | | | | 6 Laps at start | | 3 | 1'27.805 | 18.022 | 27.694 | 24.624 | 17.465 | 300.8 |
| 7 | 9'30.942 | 11.123 | 31.120 | 28.730 | 18.267 | 282.5 | 4 | 1'27.206 | 18.242 | 27.643 | 24.417 | 16.904 | 301.6 |
| 8 | 1'27.248 | 18.011 | 27.702 | 24.501 | 17.034 | 302.6 | 5 | 1'26.569 | 17.971 | 27.383 | 24.305 | 16.910 | 300.1 |
| 9 | 1'26.730 | 17.788 | 27.618 | 24.436 | 16.888 | 301.8 | 6 | 1'26.402 | 17.852 | 27.225 | 24.493 | 16.832 | 301.1 |
| 10 | 1'29.398 | 20.458 | 27.924 | 24.269 | 16.747 | 288.7 | 7 | 1'33.274 P | 20.500* | 30.934 | 24.784 | 17.056 | 273.6 |
| 11 | 1'29.163 | 17.751 | 29.706 | 24.474 | 17.232 | 307.6 | Run # 2 | <i>Front Tyre</i> | <i>Slick-Soft</i> | | | <i>Rear Tyre Slick-Medium</i> | |
| 12 | 1'26.999 | 17.911 | 27.689 | 24.495 | 16.904 | 303.6 | | 7 Laps at start | | | | 7 Laps at start | |
| 13 | 1'25.534 P | 17.739 | 27.373 | 24.996 | 15.426 | 302.7 | 8 | 6'58.285 | 10.890 | 29.471 | 25.382 | 17.078 | 287.0 |
| Run # 3 | <i>Front Tyre</i> | <i>Slick-Medium</i> | | | <i>Rear Tyre Slick-Soft</i> | | 9 | 1'27.026 | 17.974 | 27.541 | 24.668 | 16.843 | 299.0 |
| | New Tyre | | | | New Tyre | | 10 | 1'26.693 P | 17.999 | 27.458 | 25.125 | 16.111 | 297.0 |
| 14 | 9'10.236 | 13.103 | 32.940 | 30.538 | 28.167 | 260.1 | Run # 3 | <i>Front Tyre</i> | <i>Slick-Soft</i> | | | <i>Rear Tyre Slick-Medium</i> | |
| 15 | 1'28.986 * | 18.189 | 27.787 | 24.581 | 18.429* | 299.8 | | 10 Laps at start | | | | 10 Laps at start | |
| 16 | 1'29.262 | 17.765 | 28.581 | 25.922 | 16.994 | 301.0 | 11 | 5'05.353 | 11.634 | 28.249 | 24.823 | 16.907 | 269.9 |
| 17 | 1'26.017 | 17.922 | 27.279 | 24.108 | 16.708 | 301.0 | 12 | 1'54.228 | 17.804 | 27.271 | 51.560 | 17.593 | 299.0 |
| 18 | 1'33.602 | 17.704 | 30.724 | 27.349 | 17.825 | 305.7 | 13 | 1'26.522 | 17.823 | 27.322 | 24.553 | 16.824 | 299.0 |
| 19 | 1'25.541 | 17.698 | 27.099 | 24.124 | 16.620 | 304.9 | 14 | 1'26.228 | 17.925 | 27.024 | 24.484 | 16.795 | 298.3 |
| 20 | 1'27.188 | 17.743 | 28.073 | 24.743 | 16.629 | 303.6 | 15 | 1'26.353 | 17.786 | 27.321 | 24.465 | 16.781 | 300.6 |

21st 55 Hafizh SYAHRIN YAMAHA MAL
Monster Yamaha Tech 3

Runs=3 Total laps=21 Full laps=15

| Run # | 1 | Front Tyre | Slick-Soft | Rear Tyre | Slick-Medium | Speed |
|----------------|-------------------|---------------------|---------------|---------------|-------------------------------|--------------|
| | | New Tyre | | New Tyre | | |
| 1 | 2'17.103 | 12.496 | 33.749 | 28.580 | 19.547 | 232.5 |
| 2 | 1'30.846 | 18.580 | 28.864 | 25.890 | 17.512 | 290.0 |
| 3 | 1'28.398 | 18.059 | 27.927 | 25.277 | 17.135 | 297.7 |
| 4 | 1'27.386 | 17.956 | 27.461 | 24.885 | 17.084 | 298.5 |
| 5 | 1'26.905 | 17.748 | 27.574 | 24.644 | 16.939 | 297.9 |
| 6 | 1'26.344 | 17.736 | 27.202 | 24.477 | 16.929 | 300.6 |
| 7 | 1'26.301 | 17.734 | 27.190 | 24.501 | 16.876 | 300.5 |
| 8 | 1'26.297 | 17.737 | 27.349 | 24.337 | 16.874 | 299.1 |
| 9 | 1'38.192 P | 19.990* | 34.835 | 27.143 | 16.224 | 230.5 |
| Run # 2 | <i>Front Tyre</i> | <i>Slick-Soft</i> | | | <i>Rear Tyre Slick-Medium</i> | |
| | 9 Laps at start | | | | 9 Laps at start | |
| 10 | 8'28.922 | 12.518 | 32.673 | 27.219 | 17.603 | 264.8 |
| 11 | 1'28.377 | 18.178 | 27.996 | 25.093 | 17.110 | 297.7 |
| 12 | 1'26.694 | 17.853 | 27.426 | 24.576 | 16.839 | 298.9 |
| 13 | 1'26.254 | 17.694 | 27.195 | 24.511 | 16.854 | 299.4 |
| 14 | 1'26.051 | 17.816 | 27.170 | 24.294 | 16.771 | 299.7 |
| 15 | 1'38.388 P | 20.251* | 35.220 | 27.007 | 15.910 | 258.1 |
| Run # 3 | <i>Front Tyre</i> | <i>Slick-Medium</i> | | | <i>Rear Tyre Slick-Soft</i> | |
| | New Tyre | | | | New Tyre | |
| 16 | 8'39.176 | 11.654 | 31.487 | 27.048 | 17.675 | 256.4 |
| 17 | 1'27.212 | 18.061 | 27.615 | 24.652 | 16.884 | 298.1 |
| 18 | 1'25.820 | 17.750 | 27.074 | 24.268 | 16.728 | 299.8 |
| 19 | 1'25.630 | 17.778 | 26.982 | 24.176 | 16.694 | 300.2 |
| 20 | 1'25.594 | 17.710 | 27.003 | 24.187 | 16.694 | 299.1 |
| 21 | 1'33.219 P | 17.730 | 31.600 | 26.161 | 17.728 | 301.2 |

| Run # | 1 | Front Tyre | Slick-Soft | Rear Tyre | Slick-Medium | Speed |
|-------|----------|------------|------------|-----------|--------------|-------|
| | | New Tyre | | New Tyre | | |
| 1 | 1'45.530 | 11.483 | 31.662 | 26.296 | 18.347 | 261.0 |

22nd 10 Xavier SIMEON DUCATI BEL
Reale Avintia Racing

Runs=4 Total laps=21 Full laps=14

| Run # | 1 | Front Tyre | Slick-Soft | Rear Tyre | Slick-Medium | Speed |
|-------|----------|------------|------------|-----------|--------------|-------|
| | | New Tyre | | New Tyre | | |
| 1 | 1'45.530 | 11.483 | 31.662 | 26.296 | 18.347 | 261.0 |

Run # 4 *Front Tyre* *Slick-Soft* *Rear Tyre* *Slick-Soft*
16 Laps at start New Tyre

| Run # | 1 | Front Tyre | Slick-Soft | Rear Tyre | Slick-Soft | Speed |
|-------|-----------------|---------------|---------------|---------------|---------------|--------------|
| 17 | 6'05.473 | 11.004 | 29.521 | 25.093 | 16.932 | 265.2 |
| 18 | 1'25.825 | 17.845 | 26.991 | 24.296 | 16.693 | 299.6 |
| 19 | 1'25.796 | 17.736 | 26.882 | 24.316 | 16.862 | 299.5 |
| 20 | 1'25.752 | 17.649 | 26.963 | 24.347 | 16.793 | 301.8 |
| 21 | 1'27.591 | 17.856 | 28.163 | 24.689 | 16.883 | 299.6 |

23rd 12 Thomas LUTHI HONDA SWI
EG 0,0 Marc VDS

Runs=3 Total laps=23 Full laps=16

| Run # | 1 | Front Tyre | Slick-Medium | Rear Tyre | Slick-Soft | Speed |
|----------------|-------------------|---------------------|---------------|---------------|-------------------------------|--------------|
| | | New Tyre | | New Tyre | | |
| 1 | 1'53.490 | 11.534 | 30.844 | 26.569 | 17.972 | 261.4 |
| 2 | 1'29.136 | 18.336 | 28.463 | 25.001 | 17.336 | 300.2 |
| 3 | 1'28.125 | 18.112 | 28.035 | 24.876 | 17.102 | 302.1 |
| 4 | 1'27.005 | 18.022 | 27.736 | 24.353 | 16.894 | 300.0 |
| 5 | 1'26.784 | 17.969 | 27.549 | 24.235 | 17.031 | 299.9 |
| 6 | 1'26.758 | 17.801 | 27.737 | 24.295 | 16.925 | 301.8 |
| 7 | 1'26.209 | 17.846 | 27.427 | 24.082 | 16.854 | 302.5 |
| 8 | 1'26.079 | 17.876 | 27.253 | 24.121 | 16.829 | 299.9 |
| 9 | 1'25.052 P | 17.961 | 27.419 | 24.338 | 15.334 | 299.7 |
| Run # 2 | <i>Front Tyre</i> | <i>Slick-Medium</i> | | | <i>Rear Tyre Slick-Medium</i> | |
| | 9 Laps at start | | | | New Tyre | |
| 10 | 9'13.426 * | 11.836 | 29.364 | 25.539 | 17.450* | 264.7 |
| 11 | 1'27.945 | 18.165 | 28.152 | 24.588 | 17.040 | 295.6 |
| 12 | 1'38.597 | 18.301 | 34.353 | 28.976 | 16.967 | 295.0 |
| 13 | 1'26.320 | 17.777 | 27.481 | 24.285 | 16.777 | 301.7 |
| 14 | 1'25.979 | 17.752 | 27.365 | 24.066 | 16.796 | 301.8 |
| 15 | 1'25.623 * | 17.750 | 27.145 | 23.941 | 16.787* | 300.5 |
| 16 | 1'32.594 | 17.770 | 28.750 | 26.730 | 19.344 | 300.3 |
| 17 | 1'26.343 | 17.840 | 27.340 | 23.984 | 17.179 | 303.8 |
| 18 | 1'30.131 P | 19.701* | 30.608 | 25.137 | 14.685 | 263.0 |
| Run # 3 | <i>Front Tyre</i> | <i>Slick-Medium</i> | | | <i>Rear Tyre Slick-Soft</i> | |
| | 18 Laps at start | | | | New Tyre | |
| 19 | 5'57.478 | 11.281 | 32.480 | 26.246 | 17.166 | 240.1 |

Fastest Lap: Andrea DOVIZIOSO Ducati Team ITA **1'23.830** 17.359 26.536 23.591 16.344

These data/results cannot be reproduced, stored and/or transmitted in whole or in part by any manner of electronic, mechanical, photocopying, recording, broadcasting or otherwise now known or herein after developed without the previous express consent by the copyright owner, except for reproduction in daily press and regular printed publications on sale to the public within 60 days of the event related to those data/results and always provided that copyright symbol appears together as follows below.
© DORNA, 2018

Official MotoGP Timing by TISSOT
www.motogp.com

Spielberg, Friday, August 10, 2018

Page 7 of 8



Free Practice Nr. 1

MotoGP

| Lap | Lap Time | T1 | T2 | T3 | T4 | Speed | Lap | Lap Time | T1 | T2 | T3 | T4 | Speed |
|-----|-----------------|--------|--------|--------|---------|-------|-----|----------|----|----|----|----|-------|
| 20 | 1'27.107 | 17.906 | 27.661 | 24.614 | 16.926 | 299.2 | | | | | | | |
| 21 | 1'26.859 * | 17.805 | 27.176 | 24.139 | 17.739* | 299.5 | | | | | | | |
| 22 | 1'28.602 | 19.646 | 28.078 | 24.077 | 16.801 | 241.1 | | | | | | | |
| 23 | 1'26.180 | 17.989 | 27.258 | 24.093 | 16.840 | 298.5 | | | | | | | |

| | | | | | | | | |
|---------------------|------------------|-------------|-----|-----------------|--------|--------|--------|--------|
| Fastest Lap: | Andrea DOVIZIOSO | Ducati Team | ITA | 1'23.830 | 17.359 | 26.536 | 23.591 | 16.344 |
|---------------------|------------------|-------------|-----|-----------------|--------|--------|--------|--------|

These data/results cannot be reproduced, stored and/or transmitted in whole or in part by any manner of electronic, mechanical, photocopying, recording, broadcasting or otherwise now known or herein after developed without the previous express consent by the copyright owner, except for reproduction in daily press and regular printed publications on sale to the public within 60 days of the event related to those data/results and always provided that copyright symbol appears together as follows below.

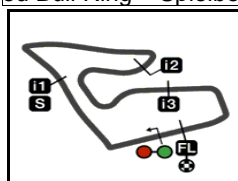
© DORNA, 2018

Official MotoGP Timing by **TISSOT**
www.motogp.com

Spielberg, Friday, August 10, 2018

Page 8 of 8





4318 m.

EYETIME MOTORRAD GRAND PRIX VON ÖSTERREICH

Free Practice Nr. 1

Best Partial Times

IT Ideal Lap Time, sum of the best partial times

BT Best Lap Time

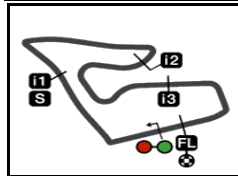
| T1 | | T2 | | T3 | | T4 | | | | IT | BT | |
|-----|--------------|--------|--------------|--------|--------------|--------|--------------|--------|-----|--------------|----------|---------------|
| Pos | Rider | Time | Rider | Time | Rider | Time | Rider | Time | Pos | Rider | IT | BT |
| 1 | J.LORENZO | 17.348 | J.LORENZO | 26.456 | D.PETRUCCI | 23.494 | A.DOVIZIOSO | 16.344 | 1 | A.DOVIZIOSO | 1'23.830 | 1'23.830 (1) |
| 2 | A.DOVIZIOSO | 17.359 | A.DOVIZIOSO | 26.536 | A.DOVIZIOSO | 23.591 | J.LORENZO | 16.409 | 2 | J.LORENZO | 1'24.039 | 1'24.045 (2) |
| 3 | D.PEDROSA | 17.378 | A.IANNONE | 26.566 | C.CRUTCHLOW | 23.640 | T.RABAT | 16.422 | 3 | D.PETRUCCI | 1'24.191 | 1'24.320 (3) |
| 4 | M.MARQUEZ | 17.386 | M.MARQUEZ | 26.567 | T.NAKAGAMI | 23.732 | M.MARQUEZ | 16.459 | 4 | M.MARQUEZ | 1'24.198 | 1'24.411 (4) |
| 5 | C.CRUTCHLOW | 17.406 | D.PEDROSA | 26.708 | M.MARQUEZ | 23.786 | D.PETRUCCI | 16.460 | 5 | C.CRUTCHLOW | 1'24.333 | 1'24.491 (7) |
| 6 | T.RABAT | 17.435 | T.RABAT | 26.720 | A.IANNONE | 23.792 | T.NAKAGAMI | 16.477 | 6 | T.RABAT | 1'24.394 | 1'24.676 (8) |
| 7 | D.PETRUCCI | 17.497 | A.ESPARGARO | 26.729 | B.SMITH | 23.811 | J.ZARCO | 16.481 | 7 | A.IANNONE | 1'24.436 | 1'24.436 (5) |
| 8 | M.VIÑALES | 17.504 | D.PETRUCCI | 26.740 | T.RABAT | 23.817 | A.BAUTISTA | 16.496 | 8 | D.PEDROSA | 1'24.465 | 1'24.474 (6) |
| 9 | A.BAUTISTA | 17.514 | M.VIÑALES | 26.752 | D.PEDROSA | 23.818 | F.MORBIDELLI | 16.512 | 9 | J.ZARCO | 1'24.685 | 1'24.767 (9) |
| 10 | A.IANNONE | 17.523 | C.CRUTCHLOW | 26.760 | F.MORBIDELLI | 23.822 | V.ROSSI | 16.512 | 10 | A.ESPARGAR | 1'24.736 | 1'24.904 (12) |
| 11 | V.ROSSI | 17.535 | B.SMITH | 26.784 | J.LORENZO | 23.826 | C.CRUTCHLOW | 16.527 | 11 | A.BAUTISTA | 1'24.756 | 1'24.938 (13) |
| 12 | J.ZARCO | 17.540 | A.RINS | 26.787 | J.ZARCO | 23.841 | M.VIÑALES | 16.550 | 12 | T.NAKAGAMI | 1'24.817 | 1'25.011 (16) |
| 13 | A.ESPARGARO | 17.569 | J.ZARCO | 26.823 | A.ESPARGARO | 23.846 | A.IANNONE | 16.555 | 13 | A.RINS | 1'24.822 | 1'24.939 (14) |
| 14 | A.RINS | 17.575 | V.ROSSI | 26.829 | A.RINS | 23.854 | D.PEDROSA | 16.561 | 14 | M.VIÑALES | 1'24.835 | 1'24.835 (10) |
| 15 | J.MILLER | 17.583 | A.BAUTISTA | 26.864 | J.MILLER | 23.856 | A.ESPARGARO | 16.592 | 15 | B.SMITH | 1'24.840 | 1'24.973 (15) |
| 16 | F.MORBIDELLI | 17.607 | X.SIMEON | 26.882 | S.REDDING | 23.881 | A.RINS | 16.606 | 16 | V.ROSSI | 1'24.847 | 1'24.884 (11) |
| 17 | B.SMITH | 17.616 | J.MILLER | 26.943 | A.BAUTISTA | 23.882 | K.ABRAHAM | 16.620 | 17 | F.MORBIDELLI | 1'24.993 | 1'25.107 (17) |
| 18 | T.NAKAGAMI | 17.643 | T.NAKAGAMI | 26.965 | T.LUTHI | 23.941 | B.SMITH | 16.629 | 18 | J.MILLER | 1'25.130 | 1'25.184 (18) |
| 19 | X.SIMEON | 17.649 | H.SYHRIN | 26.982 | V.ROSSI | 23.971 | S.REDDING | 16.643 | 19 | S.REDDING | 1'25.247 | 1'25.354 (19) |
| 20 | S.REDDING | 17.671 | F.MORBIDELLI | 27.052 | M.VIÑALES | 24.029 | X.SIMEON | 16.693 | 20 | X.SIMEON | 1'25.520 | 1'25.752 (22) |
| 21 | H.SYHRIN | 17.694 | S.REDDING | 27.052 | K.ABRAHAM | 24.108 | H.SYHRIN | 16.694 | 21 | K.ABRAHAM | 1'25.525 | 1'25.541 (20) |
| 22 | K.ABRAHAM | 17.698 | K.ABRAHAM | 27.099 | H.SYHRIN | 24.176 | J.MILLER | 16.748 | 22 | H.SYHRIN | 1'25.546 | 1'25.594 (21) |
| 23 | T.LUTHI | 17.750 | T.LUTHI | 27.145 | X.SIMEON | 24.296 | T.LUTHI | 16.777 | 23 | T.LUTHI | 1'25.613 | 1'25.979 (23) |

These data/results cannot be reproduced, stored and/or transmitted in whole or in part by any manner of electronic, mechanical, photocopying, recording, broadcasting or otherwise now known or herein after developed without the previous express consent by the copyright owner, except for reproduction in daily press and regular printed publications on sale to the public within 60 days of the event related to those data/results and always provided that copyright symbol appears together as follows below.

© DORNA, 2018

Official MotoGP Timing by TISSOT
www.motogp.com





4318 m.

EYETIME MOTORRAD GRAND PRIX VON ÖSTERREICH

Free Practice Nr. 1

Fastest Laps Sequence

| <i>Practice Time</i> |  <i>Rider</i> | <i>Nation</i> | <i>Motorcycle</i> | <i>Time</i> | <i>Km/h</i> | <i>Rider's Lap</i> |
|----------------------|--|---------------|-------------------|-------------|-------------|--------------------|
| 3'13.860 | 53 Tito RABAT | SPA | DUCATI | 1'29.983 | 172.7 | 2 |
| 3'14.550 | 42 Alex RINS | SPA | SUZUKI | 1'29.069 | 174.5 | 2 |
| 3'15.793 | 43 Jack MILLER | AUS | DUCATI | 1'28.522 | 175.6 | 2 |
| 3'19.873 | 93 Marc MARQUEZ | SPA | HONDA | 1'27.917 | 176.8 | 2 |
| 4'42.692 | 10 Xavier SIMEON | BEL | DUCATI | 1'27.805 | 177.0 | 3 |
| 4'42.799 | 43 Jack MILLER | AUS | DUCATI | 1'27.006 | 178.6 | 3 |
| 4'46.764 | 19 Alvaro BAUTISTA | SPA | DUCATI | 1'26.703 | 179.2 | 3 |
| 4'56.849 | 9 Danilo PETRUCCI | ITA | DUCATI | 1'26.141 | 180.4 | 3 |
| 6'22.672 | 9 Danilo PETRUCCI | ITA | DUCATI | 1'25.823 | 181.1 | 4 |
| 7'39.139 | 19 Alvaro BAUTISTA | SPA | DUCATI | 1'25.762 | 181.2 | 5 |
| 7'47.632 | 4 Andrea DOVIZIOSO | ITA | DUCATI | 1'25.606 | 181.5 | 5 |
| 7'48.072 | 9 Danilo PETRUCCI | ITA | DUCATI | 1'25.400 | 182.0 | 5 |
| 8'49.131 | 99 Jorge LORENZO | SPA | DUCATI | 1'25.288 | 182.2 | 5 |
| 10'13.969 | 99 Jorge LORENZO | SPA | DUCATI | 1'24.838 | 183.2 | 6 |
| 10'37.988 | 4 Andrea DOVIZIOSO | ITA | DUCATI | 1'24.799 | 183.3 | 7 |
| 11'44.125 | 93 Marc MARQUEZ | SPA | HONDA | 1'24.411 | 184.1 | 6 |
| 29'53.672 | 4 Andrea DOVIZIOSO | ITA | DUCATI | 1'24.295 | 184.4 | 15 |
| 43'14.835 | 4 Andrea DOVIZIOSO | ITA | DUCATI | 1'24.098 | 184.8 | 20 |
| 43'56.973 | 99 Jorge LORENZO | SPA | DUCATI | 1'24.045 | 184.9 | 18 |
| 46'04.064 | 4 Andrea DOVIZIOSO | ITA | DUCATI | 1'23.830 | 185.4 | 22 |

These data/results cannot be reproduced, stored and/or transmitted in whole or in part by any manner of electronic, mechanical, photocopying, recording, broadcasting or otherwise now known or herein after developed without the previous express consent by the copyright owner, except for reproduction in daily press and regular printed publications on sale to the public within 60 days of the event related to those data/results and always provided that copyright symbol appears together as follows below.

© DORNA, 2018

Official MotoGP Timing by TISSOT
www.motogp.com

Spielberg, Friday, August 10, 2018

