


5403 m.

MONSTER ENERGY GRAND PRIX ČESKÉ REPUBLIKY

Free Practice Nr. 1

Classification

3

		Rider	Nation	Team	Motorcycle	Time	Lap Total	Gap	Top Speed
1	65	Philipp OETTL	GER	Sudmetal Schedl GP Racing	KTM	2'09.194	12 13		215.0
2	88	Jorge MARTIN	SPA	Del Conca Gresini Moto3	HONDA	2'09.533	12 12	0.339 0.339	218.4
3	17	John MCPHEE	GBR	CIP - Green Power	KTM	2'09.614	12 12	0.420 0.081	216.1
4	44	Aron CANET	SPA	Estrella Galicia 0,0	HONDA	2'09.640	13 13	0.446 0.026	217.8
5	84	Jakub KORNFEIL	CZE	Redox PruestelGP	KTM	2'09.895	12 14	0.701 0.255	215.3
6	8	Nicolo BULEGA	ITA	SKY Racing Team VR46	KTM	2'09.947	13 13	0.753 0.052	217.3
7	27	Kaito TOBA	JPN	Honda Team Asia	HONDA	2'10.009	15 15	0.815 0.062	220.3
8	48	Lorenzo DALLA PORTA	ITA	Leopard Racing	HONDA	2'10.034	15 15	0.840 0.025	223.1
9	16	Andrea MIGNO	ITA	Angel Nieto Team Moto3	KTM	2'10.182	13 13	0.988 0.148	217.4
10	12	Marco BEZZECCHI	ITA	Redox PruestelGP	KTM	2'10.259	15 15	1.065 0.077	217.3
11	21	Fabio DI GIANNANTONIO	ITA	Del Conca Gresini Moto3	HONDA	2'10.304	11 12	1.110 0.045	214.7
12	33	Enea BASTIANINI	ITA	Leopard Racing	HONDA	2'10.406	12 13	1.212 0.102	213.5
13	77	Vicente PEREZ	SPA	Reale Avintia Academy 77	KTM	2'10.585	10 14	1.391 0.179	218.5
14	14	Tony ARBOLINO	ITA	Marinelli Snipers Team	HONDA	2'10.608	14 14	1.414 0.023	217.9
15	7	Adam NORRODIN	MAL	Petronas Sprinta Racing	HONDA	2'10.628	14 14	1.434 0.020	216.9
16	71	Ayumu SASAKI	JPN	Petronas Sprinta Racing	HONDA	2'10.629	6 9	1.435 0.001	218.0
17	24	Tatsuki SUZUKI	JPN	SIC58 Squadra Corse	HONDA	2'10.666	11 13	1.472 0.037	215.6
18	22	Kazuki MASAKI	JPN	RBA BOE Skull Rider	KTM	2'10.673	10 12	1.479 0.007	216.0
19	41	Nakarin ATIRATPHUVAP	THA	Honda Team Asia	HONDA	2'10.693	16 16	1.499 0.020	212.0
20	23	Niccolò ANTONELLI	ITA	SIC58 Squadra Corse	HONDA	2'10.758	13 15	1.564 0.065	219.8
21	5	Jaume MASIA	SPA	Bester Capital Dubai	KTM	2'10.790	15 15	1.596 0.032	219.9
22	42	Marcos RAMIREZ	SPA	Bester Capital Dubai	KTM	2'10.791	4 14	1.597 0.001	220.0
23	19	Gabriel RODRIGO	ARG	RBA BOE Skull Rider	KTM	2'10.795	13 14	1.601 0.004	216.4
24	10	Dennis FOGGIA	ITA	SKY Racing Team VR46	KTM	2'10.839	13 13	1.645 0.044	221.5
25	75	Albert ARENAS	SPA	Angel Nieto Team Moto3	KTM	2'10.855	10 14	1.661 0.016	214.9
26	40	Darryn BINDER	RSA	Red Bull KTM Ajo	KTM	2'11.528	7 15	2.334 0.673	215.0
27	15	Filip SALAC	CZE	Cuna de Campeones Czech Tal	KTM	2'11.844	14 15	2.650 0.316	215.2
28	72	Alonso LOPEZ	SPA	Estrella Galicia 0,0	HONDA	2'12.093	6 13	2.899 0.249	216.0
29	81	Stefano NEPA	ITA	CIP - Green Power	KTM	2'13.050	9 11	3.856 0.957	216.6

Practice condition: Dry

Air: 32°

Humidity: 33%

Ground: 37°

Fastest Lap:	Lap: 12	Philipp OETTL	2'09.194	150.5 Km/h
Circuit Record Lap:	2014	Romano FENATI	2'08.064	151.8 Km/h
Circuit Best Lap:	2013	Alex RINS	2'07.622	152.4 Km/h

The results are provisional until the end of the limit for protest and appeals.

Time limit for protest expires 30' after publication of the results - Time:

These data/results cannot be reproduced, stored and/or transmitted in whole or in part by any manner of electronic, mechanical, photocopying, recording, broadcasting or otherwise now known or herein after developed without the previous express consent by the copyright owner, except for reproduction in daily press and regular printed publications on sale to the public within 60 days of the event related to those data/results and always provided that copyright symbol appears together as follows below.

© DORNA, 2018

Official MotoGP Timing by TISSOT
www.motogp.com

Brno, Friday, August 03, 2018

moto3





5403 m.

MONSTER ENERGY GRAND PRIX ČESKÉ REPUBLIKY

Free Practice Nr. 1

Top Speed & Average

4



Rider	Nation	Motorcycle	Top 5 speeds					Average	Top
48 Lorenzo DALLA PORTA	ITA	HONDA	223.1	218.6	218.6	218.0	217.1	219.1	223.1
10 Dennis FOGGIA	ITA	KTM	221.5	219.1	218.4	218.3	217.3	218.9	221.5
27 Kaito TOBA	JPN	HONDA	220.3	216.4	216.0	214.5	214.4	216.3	220.3
42 Marcos RAMIREZ	SPA	KTM	220.0	218.9	218.1	217.0	214.1	217.6	220.0
5 Jaume MASIA	SPA	KTM	219.9	214.9	214.7	213.6	213.0	215.2	219.9
23 Niccolò ANTONELLI	ITA	HONDA	219.8	218.9	217.3	216.7	215.7	217.7	219.8
77 Vicente PEREZ	SPA	KTM	218.5	216.7	216.6	215.3	215.2	216.3	218.5
88 Jorge MARTIN	SPA	HONDA	218.4	218.3	214.3	213.1	212.5	215.3	218.4
71 Ayumu SASAKI	JPN	HONDA	218.0	216.8	215.1	214.6	214.1	215.7	218.0
14 Tony ARBOLINO	ITA	HONDA	217.9	216.4	214.7	214.7	214.0	215.5	217.9
44 Aron CANET	SPA	HONDA	217.8	211.8	210.9	210.1	209.8	212.1	217.8
16 Andrea MIGNO	ITA	KTM	217.4	215.3	215.3	214.8	214.6	215.5	217.4
8 Nicolo BULEGA	ITA	KTM	217.3	215.2	214.4	213.7	212.9	214.7	217.3
12 Marco BEZZECCHI	ITA	KTM	217.3	216.7	216.5	216.1	215.8	216.5	217.3
7 Adam NORRODIN	MAL	HONDA	216.9	216.9	216.5	216.0	215.2	216.1	216.9
81 Stefano NEPA	ITA	KTM	216.6	214.0	213.2	212.5	212.2	213.7	216.6
19 Gabriel RODRIGO	ARG	KTM	216.4	215.4	214.4	213.4	212.8	214.2	216.4
17 John MCPHEE	GBR	KTM	216.1	215.0	213.8	213.1	212.8	214.2	216.1
72 Alonso LOPEZ	SPA	HONDA	216.0	214.3	213.8	213.4	212.6	214.0	216.0
22 Kazuki MASAKI	JPN	KTM	216.0	215.6	214.9	214.7	214.1	215.1	216.0
24 Tatsuki SUZUKI	JPN	HONDA	215.6	214.1	213.1	212.5	212.5	213.6	215.6
84 Jakub KORNFEIL	CZE	KTM	215.3	214.9	214.8	214.8	213.9	214.6	215.3
15 Filip SALAC	CZE	KTM	215.2	214.8	213.8	213.3	213.0	214.0	215.2
65 Philipp OETTL	GER	KTM	215.0	214.8	212.6	212.5	212.3	213.4	215.0
40 Darryn BINDER	RSA	KTM	215.0	215.0	214.4	214.2	211.8	214.1	215.0
75 Albert ARENAS	SPA	KTM	214.9	214.9	214.3	213.7	213.5	214.3	214.9
21 Fabio DI GIANNANTONIO	ITA	HONDA	214.7	214.3	212.8	212.5	212.4	213.3	214.7
33 Enea BASTIANINI	ITA	HONDA	213.5	213.4	213.1	213.1	213.1	213.2	213.5
41 Nakarin ATIRATPHUVAPAT	THA	HONDA	212.0	211.9	210.7	210.7	209.7	211.0	212.0

These data/results cannot be reproduced, stored and/or transmitted in whole or in part by any manner of electronic, mechanical, photocopying, recording, broadcasting or otherwise now known or herein after developed without the previous express consent by the copyright owner, except for reproduction in daily press and regular printed publications on sale to the public within 60 days of the event related to those data/results and always provided that copyright symbol appears together as follows below.

© DORNA, 2018

Official MotoGP Timing by TISSOT
www.motogp.com

Brno, Friday, August 03, 2018





5403 m.

MONSTER ENERGY GRAND PRIX ČESKÉ REPUBLIKY

Free Practice Nr. 1

Chronological Analysis of Performances

5

* Lap / Sector time cancelled

T1 Time from finish line to 1st intermediate

T3 Time from 2nd intermed. to 3rd intermed.

P Crossing the finish line in pit lane

T2 Time from 1st intermed. to 2nd intermed.

T4 Time from 3rd intermediate to finish line

Lap	Lap Time	T1	T2	T3	T4	Speed	Lap	Lap Time	T1	T2	T3	T4	Speed		
1st	65	Philipp OETTL				Sudmetal Schedl GP	GER	4th	44	Aron CANET				Estrella Galicia 0,0	SPA
		Runs=3	Total laps=13	Full laps=8					Runs=2	Total laps=13	Full laps=10				
1	3'23.629	35.350	39.968	36.823	23.184		1	3'51.956	35.298	39.178	36.167	22.879			
2	2'13.635	35.487	39.113	36.160	22.875	211.6	2	2'12.590	35.283	38.157	35.871	23.279	209.4		
3	2'12.039	34.999	38.422	35.976	22.642	211.7	3	2'11.739	34.923	38.144	35.821	22.851	209.7		
4	2'11.335	34.607	38.319	35.846	22.563	212.6	4	2'11.687	34.954	38.086	35.751	22.896	209.7		
5	2'11.167	34.569	38.295	35.688	22.615	211.9	5	2'10.884	34.754	37.925	35.509	22.696	209.8		
6	2'19.303 P	36.273	39.796	37.053	26.181	212.1	6	2'10.671	34.553	38.070	35.393	22.655	211.8		
7	10'47.953	36.354	38.617	35.891	22.660		7	2'16.108 P	34.453	38.275	35.542	27.838	217.8		
8	2'11.708	34.812	38.427	35.724	22.745	212.5	8	14'07.157	38.001	38.659	35.715	22.766			
9	2'10.993	34.609	38.147	35.643	22.594	212.3	9	2'10.011	34.651	37.542	35.347	22.471	209.6		
10	2'17.890 P	36.602	39.529	37.308	24.451	212.1	10	2'10.071	34.653	37.535	35.408	22.475	209.3		
11	5'23.522	36.479	37.975	35.354	22.440		11	2'10.268	34.605	37.596	35.502	22.565	210.1		
12	2'09.194	34.081	37.707	35.157	22.249	215.0	12	2'14.084	35.949	39.854	35.878	22.403	209.5		
13	2'09.749	33.999	37.821	35.463	22.466	214.8	13	2'09.640	34.395	37.532	35.373	22.340	210.9		
2nd	88	Jorge MARTIN				Del Conca Gresini Mo	SPA	5th	84	Jakub KORNFEIL				Redox PruestelGP	CZE
		Runs=3	Total laps=13	Full laps=7					Runs=2	Total laps=14	Full laps=11				
1	3'46.488	37.312	40.000	36.385	23.094		1	3'59.088	35.856	39.680	36.214	22.924			
2	2'11.779	34.785	38.510	35.873	22.611	218.3	2	2'11.994	34.925	38.343	36.003	22.723	213.5		
3	2'11.543	34.518	38.205	35.882	22.938	214.3	3	2'11.591	34.744	38.433	35.754	22.660	213.9		
4	2'16.708 P	34.350	38.601	39.463	24.294	218.4	4	2'11.384	34.605	38.400	35.720	22.659	213.9		
5	2'28.166	33.480	38.220	35.473	22.679		5	2'10.973	34.593	38.101	35.650	22.629	214.8		
6	2'10.507	34.601	37.852	35.494	22.560	212.5	6	2'11.668	34.807	38.349	35.916	22.596	212.7		
7	2'10.929	34.639	37.927	35.685	22.678	210.9	7	2'13.292	35.843	38.766	36.008	22.675	212.3		
8	2'10.926	34.652	37.988	35.679	22.607	211.8	8	2'12.405	34.755	38.712	36.182	22.756	214.9		
9	2'17.339 P	34.735	39.484	37.220	25.900	211.2	9	2'18.942 P	35.775	38.812	36.695	27.660	208.6		
10	8'02.347	35.166	39.011	35.545	22.694		10	10'19.480	35.175	38.471	35.877	22.981			
11	2'09.630	34.134	37.754	35.306	22.436	213.1	11	2'10.768	34.425	37.970	35.450	22.923	214.8		
12	2'09.533	34.372	37.524	35.142	22.495	211.6	12	2'09.895	34.467	37.697	35.417	22.314	213.1		
unfinished		34.413	37.640			210.9	13	2'10.057	34.269	37.964	35.486	22.338	213.1		
3rd	17	John MCPHEE				CIP - Green Power	GBR	6th	8	Nicolo BULEGA				SKY Racing Team VR	ITA
		Runs=3	Total laps=12	Full laps=7					Runs=3	Total laps=13	Full laps=8				
1	3'55.859	36.509	39.824	36.421	22.979		1	3'35.403	39.854	40.680	37.299	23.511			
2	2'12.764	34.914	38.853	36.175	22.822	211.7	2	2'12.880	34.948	39.042	36.086	22.804	217.3		
3	2'12.304	34.827	38.748	35.972	22.757	212.8	3	2'11.547	34.643	38.336	35.924	22.644	212.4		
4	2'11.743	34.584	38.525	35.807	22.827	212.5	4	2'13.294	34.621	39.784	36.023	22.866	212.1		
5	2'13.143	34.712	38.453	35.947	24.031	211.8	5	2'17.506 P	34.819	38.403	35.603	28.681	214.4		
6	2'12.258	34.598	38.610	36.202	22.848	216.1	6	8'39.407	46.678	39.045	35.908	22.722			
7	2'11.236	34.482	38.277	35.759	22.718	215.0	7	2'11.770	34.798	38.405	35.771	22.796	211.2		
8	2'20.863 P	35.014	39.844	36.440	29.565	212.0	8	2'12.098	34.863	38.460	35.944	22.831	211.9		
9	11'04.783	41.728	39.405	37.129	22.919		9	2'18.966 P	35.668	39.897	36.766	26.635	211.1		
10	2'15.479 P	34.647	38.323	35.704	26.805	213.1	10	6'23.637	45.483	38.193	37.974	22.584			
11	5'43.396	37.914	38.031	35.676	22.388										
12	2'09.614	34.176	37.755	35.419	22.264	213.8									

Fastest Lap: Philipp OETTL Sudmetal Schedl GP GER **2'09.194** 34.081 37.707 35.157 22.249

These data/results cannot be reproduced, stored and/or transmitted in whole or in part by any manner of electronic, mechanical, photocopying, recording, broadcasting or otherwise now known or herein after developed without the previous express consent by the copyright owner, except for reproduction in daily press and regular printed publications on sale to the public within 60 days of the event related to those data/results and always provided that copyright symbol appears together as follows below.
© DORNA, 2018

Free Practice Nr. 1

Moto3

Lap	Lap Time	T1	T2	T3	T4	Speed	Lap	Lap Time	T1	T2	T3	T4	Speed
11	2'10.218	34.301	37.787	35.560	22.570	215.2	10th 12	Marco BEZZECCHI	Redox PruestelGP	ITA	Runs=2	Total laps=15	Full laps=12
12	2'14.711	34.266	37.867	39.944	22.634	212.9							
13	2'09.947	34.129	37.723	35.557	22.538	213.7							
7th 27	Kaito TOBA	Honda Team Asia				JPN							
		Runs=2	Total laps=15	Full laps=12									
1	3'33.234	41.295	41.960	38.159	23.921		1	3'43.025	41.012	41.293	37.428	25.820	
2	2'13.285	35.148	39.071	36.340	22.726	214.4	2	2'13.466	35.193	39.340	36.144	22.789	214.7
3	2'11.628	34.682	38.449	35.849	22.648	214.5	3	2'12.371	34.950	38.698	35.906	22.817	215.2
4	2'12.667	34.919	38.739	36.123	22.886	212.8	4	2'17.273	36.177	38.794	39.490	22.812	215.3
5	2'12.749	35.211	38.716	35.973	22.849	216.0	5	2'11.455	34.611	38.452	35.659	22.733	217.3
6	2'11.826	34.937	38.330	35.886	22.673	211.8	6	2'11.608	34.614	38.499	35.848	22.647	216.5
7	2'11.910	34.909	38.314	35.955	22.732	212.0	7	2'11.178	34.649	38.261	35.609	22.659	216.1
8	2'23.956 P	37.013	40.056	36.795	30.092	211.4	8	2'14.372	34.560	38.391	36.808	24.613	215.2
9	8'23.892	38.298	39.496	36.111	22.769		9	2'11.899	34.839	38.417	35.820	22.823	214.2
10	2'10.952	34.562	38.002	35.722	22.666	212.6	10	2'19.598 P	35.351	40.124	36.681	27.442	213.0
11	2'10.601	34.727	38.022	35.413	22.439	212.5	11	9'15.065	40.475	39.201	36.339	22.854	
12	2'10.226	34.309	37.757	35.593	22.567	220.3	12	2'10.891	34.522	38.240	35.542	22.587	214.7
13	2'10.362	34.281	37.703	35.542	22.836	214.1	13	2'10.464	34.363	37.997	35.652	22.452	215.7
14	2'15.553	34.940	41.566	36.517	22.530	213.9	14	2'11.532	34.805	38.195	35.902	22.630	216.7
15	2'10.009	34.248	37.769	35.529	22.463	216.4	15	2'10.259	34.247	38.035	35.540	22.437	215.8
8th 48	Lorenzo DALLA PO	Leopard Racing				ITA							
		Runs=2	Total laps=15	Full laps=12									
1	3'46.431	38.359	40.561	36.799	22.897		11th 21	Fabio DI GIANNANT	Del Conca Gresini Mo				ITA
2	2'12.061	34.925	38.577	35.872	22.687	218.0			Runs=2	Total laps=12	Full laps=9		
3	2'11.122	34.051	38.689	35.657	22.725	223.1	1	3'32.678	39.849	40.918	36.775	23.131	
4	2'11.328	34.406	38.419	35.753	22.750	218.6	2	2'12.856	35.122	38.601	36.247	22.886	212.8
5	2'11.189	34.631	38.402	35.554	22.602	213.1	3	2'11.914	34.971	38.248	35.960	22.735	208.6
6	2'10.861	34.394	38.184	35.705	22.578	215.2	4	2'11.154	34.720	37.912	35.708	22.814	208.5
7	2'10.932	34.529	38.129	35.756	22.518	215.0	5	2'18.013	40.747	38.614	35.841	22.811	208.4
8	2'10.982	34.536	38.140	35.620	22.686	214.3	6	2'10.354	34.419	37.916	35.505	22.514	212.5
9	2'17.927 P	35.215	39.814	36.930	25.968	214.1	7	2'15.485 P	34.743	38.738	36.596	25.408	214.3
10	8'25.580	33.556	38.315	35.636	22.567		8	15'07.719	35.433	38.313	35.660	22.842	
11	2'11.749	34.705	38.183	35.712	23.149	216.1	9	2'15.307	34.787	40.012	37.653	22.855	214.7
12	2'11.297	34.624	38.113	35.836	22.724	215.8	10	2'12.557	34.527	37.796	35.694	24.540	210.5
13	2'10.824	34.627	38.100	35.605	22.492	213.4	11	2'10.304	34.334	37.723	35.682	22.565	212.4
14	2'10.193	34.252	38.001	35.603	22.337	217.1	12	2'10.544	34.479	37.703	35.697	22.665	211.9
15	2'10.034	34.151	37.842	35.560	22.481	218.6	12th 33	Enea BASTIANINI	Leopard Racing				ITA
9th 16	Andrea MIGNO	Angel Nieto Team Mot				ITA			Runs=2	Total laps=13	Full laps=9		
		Runs=2	Total laps=13	Full laps=10									
1	3'45.589	41.452	40.908	37.872	29.001		1	4'14.813	37.240	40.383	36.941	23.246	
2	2'12.815	35.085	38.781	36.117	22.832	211.8	2	2'12.949	35.182	38.777	36.141	22.849	210.8
3	2'15.257	35.660	39.837	36.814	22.946	217.4	3	2'12.010	35.028	38.281	35.922	22.779	212.0
4	2'12.087	34.723	38.476	35.990	22.898	211.9	4	2'11.031	34.578	38.063	35.655	22.735	211.7
5	2'12.145	34.879	38.756	35.791	22.719	211.6	5	2'10.689	34.516	38.044	35.599	22.530	212.3
6	2'11.560	34.727	38.284	35.884	22.665	215.3	6	2'10.539	34.562	37.966	35.490	22.521	213.4
7	2'12.196	34.901	38.507	36.008	22.780	215.3	7	2'16.631 P	35.033	38.739	36.187	26.672	213.1
8	2'11.829	34.762	38.208	36.024	22.835	213.5	8	11'06.539	35.521	38.429	35.802	22.742	
9	2'18.257 P	35.064	38.972	36.258	27.963	214.2	9	2'10.811	34.637	37.957	35.699	22.518	211.3
10	12'44.547	43.350	38.712	36.197	22.769		10	2'12.632	34.452	37.865	36.082	24.233	213.1
11	2'10.920	34.698	38.006	35.612	22.604	213.3	11	2'10.740	34.494	38.140	35.607	22.499	212.3
12	2'12.116	35.340	38.199	35.911	22.666	214.8	12	2'10.406	34.428	37.865	35.577	22.536	213.1
13	2'10.182	34.410	37.849	35.506	22.417	214.6	13	2'13.648 P	34.659	38.551	35.854	24.584	213.5
13th 77	Vicente PEREZ	Reale Avintia Academ				SPA							
		Runs=2	Total laps=14	Full laps=10									
1	3'32.516	39.043	39.996	37.185	23.097		1	3'32.516	39.043	39.996	37.185	23.097	
2	2'13.324	35.437	38.896	36.268	22.723	215.3	2	2'13.324	35.437	38.896	36.268	22.723	215.3
3	2'12.326	34.818	38.590	36.095	22.823	216.7	3	2'12.326	34.818	38.590	36.095	22.823	216.7
4	2'12.548	34.782	38.732	36.175	22.859	213.4	4	2'12.548	34.782	38.732	36.175	22.859	213.4
5	2'13.426	36.001	38.611	35.934	22.880	212.1	5	2'13.426	36.001	38.611	35.934	22.880	212.1

Fastest Lap: Philipp OETTL Sudmetal Schedl GP GER **2'09.194** 34.081 37.707 35.157 22.249

These data/results cannot be reproduced, stored and/or transmitted in whole or in part by any manner of electronic, mechanical, photocopying, recording, broadcasting or otherwise now known or herein after developed without the previous express consent by the copyright owner, except for reproduction in daily press and regular printed publications on sale to the public within 60 days of the event related to those data/results and always provided that copyright symbol appears together as follows below.
© DORNA, 2018

Official MotoGP Timing by TISSOT
www.motogp.com

Brno, Friday, August 03, 2018

Page 2 of 5



Free Practice Nr. 1

Moto3

Lap	Lap Time	T1	T2	T3	T4	Speed	Lap	Lap Time	T1	T2	T3	T4	Speed	
6	2'12.105	34.786	38.601	36.018	22.700	214.9	17th 24 Tatsuki SUZUKI SIC58 Squadra Corse JPN Runs=3 Total laps=13 Full laps=7	1	2'52.327	39.969	41.999	37.950	23.456	
7	2'17.260 P	35.660	39.315	36.420	25.865	214.3		2	2'15.590	35.842	39.880	36.829	23.039	209.8
8	11'05.753	39.666	38.408	36.882	22.996			3	2'14.780	35.254	38.926	37.394	23.206	211.1
9	2'11.265	34.694	38.247	35.702	22.622	214.1		4	2'12.074	34.844	38.440	35.998	22.792	212.5
10	2'10.585	34.468	38.200	35.483	22.434	218.5		5	2'24.605 P	35.085	39.009	38.749	31.762	212.5
11	2'10.853	34.342	38.243	35.653	22.615	215.2		6	6'31.609	43.879	41.092	36.315	22.777	
12	2'20.531	38.205	39.901	39.664	22.761	215.2		7	2'11.180	34.671	38.217	35.729	22.563	211.9
13	2'13.828 *	34.918	38.936	37.314*	22.660	212.4		8	2'15.709	35.264	38.991	38.075	23.379	215.6
14	2'10.834	34.525	38.162	35.671	22.476	216.6		9	2'18.150 P	34.621	38.255	36.016	29.258	214.1
14th 14 Tony ARBOLINO Marinelli Snipers Tea ITA Runs=3 Total laps=14 Full laps=7	1	3'34.773	38.358	41.654	37.108	23.240		10	7'53.539	35.872	38.480	35.814	22.749	
2	2'13.494	35.266	39.052	36.313	22.863	213.6		11	2'10.666	34.509	37.972	35.599	22.586	211.9
3	2'11.988 *	34.976	38.372	35.791	22.849*	211.9		12	2'10.849	34.573	38.058	35.706	22.512	212.4
4	2'11.481	34.476	38.348	35.873	22.784	216.4		13	2'29.796 P	36.253	41.273	38.366	33.904	213.1
5	2'13.616	35.571	38.684	36.323	23.038	214.7		18th 22 Kazuki MASAKI RBA BOE Skull Rider JPN Runs=3 Total laps=12 Full laps=7	1	6'04.689	36.388	40.296	37.148	23.613
6	2'11.202	34.793	38.394	35.559	22.456	214.0	2	2'13.209	35.106	38.762	36.468	22.873	210.4	
7	2'18.795 P	35.226	39.833	36.764	26.972	217.9	3	2'15.152	35.036	39.115	37.264	23.737	214.1	
8	8'52.630	39.699	39.437	36.628	23.120		4	2'12.332	34.842	38.569	36.190	22.731	214.7	
9	2'12.420	35.147	38.381	36.057	22.835	211.3	5	2'12.382	34.893	38.570	36.180	22.739	214.9	
10	2'11.681	34.848	38.349	35.795	22.689	211.4	6	2'21.299 P	35.303	39.104	36.660	30.232	212.3	
11	2'17.632 P	34.794	39.032	37.524	26.282	214.7	7	8'36.319	37.371	39.779	36.681	23.196		
12	5'15.789	36.308	38.274	36.046	22.634		8	2'19.254 P	36.119	39.430	37.009	26.696	211.1	
13	2'10.662 *	34.434	37.919	35.738	22.571*	212.2	9	5'53.244	38.915	40.691	35.700	22.544		
14	2'10.608	34.533	37.877	35.619	22.579	211.8	10	2'10.673	34.422	38.161	35.536	22.554	215.6	
15th 7 Adam NORRODIN Petronas Sprinta Raci MAL Runs=3 Total laps=14 Full laps=9	1	3'44.446	36.942	40.796	36.985	23.350	11	2'11.852	34.746	38.413	36.100	22.593	216.0	
2	2'13.276	35.027	38.937	36.451	22.861	215.2	12	2'12.990	36.375	38.371	35.808	22.436	211.7	
3	2'12.459	34.769	38.967	35.873	22.850	216.0	19th 41 Nakarin ATIRATPH Honda Team Asia THA Runs=2 Total laps=16 Full laps=13	1	2'55.352	38.531	39.975	36.706	23.238	
4	2'11.916	34.468	38.687	35.898	22.863	216.9	2	2'13.271	35.456	38.713	36.171	22.931	207.9	
5	2'12.457	34.760	38.739	35.982	22.976	216.9	3	2'13.207	35.042	38.617	36.444	23.104	209.7	
6	2'12.738	34.897	38.736	36.310	22.795	215.0	4	2'13.129	35.237	38.570	36.241	23.081	208.3	
7	2'11.211	34.586	38.299	35.735	22.591	215.2	5	2'13.804	35.124	38.989	36.465	23.226	212.0	
8	2'14.590	35.800	38.939	36.671	23.180	216.5	6	2'13.326	35.294	38.688	36.244	23.100	207.3	
9	2'13.510	35.381	38.902	36.239	22.988	212.5	7	2'13.274	35.085	38.782	36.391	23.016	208.0	
10	2'20.082 P	35.750	39.409	36.534	28.389	213.4	8	2'13.448	35.174	38.725	36.456	23.093	207.7	
11	10'06.063	42.710	39.353	36.266	23.236		9	2'13.019	35.170	38.604	36.184	23.061	206.6	
12	2'15.943 P	35.498	38.774	37.277	24.394	209.9	10	2'15.078	36.616	38.760	36.610	23.092	207.6	
13	2'32.003	36.606	38.302	35.959	22.636		11	2'13.252	34.895	38.583	36.469	23.305	210.7	
14	2'10.628	34.458	37.876	35.660	22.634	215.1	12	2'22.540 P	35.179	38.933	36.790	31.638	208.2	
16th 71 Ayumu SASAKI Petronas Sprinta Raci JPN Runs=2 Total laps=9 Full laps=6	1	3'59.042	36.494	40.809	36.994	23.220	13	6'41.400	43.561	38.733	35.877	22.726		
2	2'27.612 P	35.274	39.276	40.167	32.895	212.9	14	2'11.591	34.747	38.192	35.911	22.741	210.7	
3	21'04.193	36.819	40.076	36.759	23.126		15	2'12.884	34.629	38.166	36.058	24.031	208.7	
4	2'11.454	34.741	38.378	35.619	22.716	215.1	16	2'10.693	34.395	37.843	35.799	22.656	211.9	
5	2'14.287	35.852	39.189	36.428	22.818	214.1	20th 23 Niccolò ANTONELL SIC58 Squadra Corse ITA Runs=2 Total laps=15 Full laps=11	1	3'35.282	43.150	43.969	37.675	23.479	
6	2'10.629	34.516	38.069	35.535	22.509	218.0	2	2'13.518	34.990	39.303	36.456	22.769	216.7	
7	2'11.100	34.411	38.052	35.864	22.773	216.8	3	2'12.109	34.822	38.604	36.044	22.639	217.3	
8	2'12.547	34.810	38.786	36.149	22.802	212.6	4	2'11.563	34.304	38.685	35.865	22.709	219.8	
9	2'11.723	34.727	38.511	36.040	22.445	214.6								

Fastest Lap: Philipp OETTL Sudmetal Schedl GP GER **2'09.194** 34.081 37.707 35.157 22.249

These data/results cannot be reproduced, stored and/or transmitted in whole or in part by any manner of electronic, mechanical, photocopying, recording, broadcasting or otherwise now known or herein after developed without the previous express consent by the copyright owner, except for reproduction in daily press and regular printed publications on sale to the public within 60 days of the event related to those data/results and always provided that copyright symbol appears together as follows below.
© DORNA, 2018

Free Practice Nr. 1

Moto3

Lap	Lap Time	T1	T2	T3	T4	Speed	Lap	Lap Time	T1	T2	T3	T4	Speed
5	2'14.330	34.731	38.248	36.006	25.345	215.0	8	2'12.068	34.745	38.525	35.857	22.941	212.8
6	2'10.842	34.423	38.017	35.696	22.706	215.7	9	2'16.730 P	34.812	38.618	36.600	26.700	211.7
7	2'21.215 P	36.066	39.002	36.159	29.988	218.9	10	7'13.178	41.213	38.620	36.242	22.897	
8	9'31.868	37.902	38.849	36.132	22.835		11	2'10.888	34.493	38.144	35.661	22.590	212.3
9	2'11.553	34.861	38.209	35.795	22.688	210.4	12	2'17.886	35.048	38.307	41.867	22.664	213.4
10	2'11.394	34.860	38.285	35.624	22.625	210.5	13	2'10.795	34.427	38.013	35.766	22.589	212.8
11	2'11.158	34.665	38.108	35.731	22.654	211.9	14	2'10.847	34.484	38.073	35.656	22.634	212.1
12	2'11.013	34.645	38.103	35.724	22.541	210.5							
13	2'10.758	34.504	38.017	35.689	22.548	211.8							
14	2'11.245	34.426	38.014	35.751	23.054	211.3							
15	2'21.221 P	35.955	40.875	36.311	28.080	213.8							

21st 5 Jaume MASIA Bester Capital Dubai SPA

Runs=2	Total laps=15	Full laps=12
1	3'43.764	37.653 41.074 36.839 23.328
2	2'12.980	34.748 39.169 36.192 22.871 214.9
3	2'12.167	34.810 38.437 36.301 22.619 219.9
4	2'12.273	34.954 38.703 35.767 22.849 213.0
5	2'13.976	34.577 38.345 35.670 25.384 212.8
6	2'11.697	34.642 38.524 35.805 22.726 214.7
7	2'11.422	34.745 38.170 35.919 22.588 212.6
8	2'18.680 P	35.348 39.421 37.107 26.804 212.2
9	8'41.239	39.499 38.680 36.343 22.781
10	2'11.283	34.653 38.234 35.818 22.578 210.5
11	2'10.862	34.575 38.125 35.592 22.570 211.8
12	2'11.013	34.594 38.147 35.679 22.593 211.3
13	2'24.829	39.030 39.370 43.604 22.825 212.0
14	2'11.100	34.501 38.217 35.815 22.567 212.6
15	2'10.790	34.673 37.917 35.604 22.596 213.6

22nd 42 Marcos RAMIREZ Bester Capital Dubai SPA

Runs=2	Total laps=14	Full laps=11
1	3'35.342	41.927 41.988 37.064 23.333
2	2'12.939	35.157 39.157 36.037 22.588 218.9
3	2'11.658	34.720 38.402 35.857 22.679 214.1
4	2'10.791	34.365 38.233 35.596 22.597 218.1
5	2'14.841	38.052 38.254 35.943 22.592 213.2
6	2'10.824	34.397 38.332 35.647 22.448 220.0
7	2'15.339 P	34.947 39.317 36.192 24.883 217.0
8	11'30.328	41.909 40.809 36.947 23.019
9	2'12.244	35.139 38.404 35.971 22.730 210.3
10	2'16.034	38.934 38.404 35.950 22.746 212.6
11	2'11.424	34.711 38.318 35.724 22.671 211.3
12	2'15.832	36.256 40.033 36.617 22.926 213.4
13	2'13.907	35.518 38.982 36.404 23.003 212.1
14	2'11.278	34.606 38.320 35.763 22.589 213.2

23rd 19 Gabriel RODRIGO RBA BOE Skull Rider ARG

Runs=3	Total laps=14	Full laps=9
1	3'42.360	39.401 41.598 37.091 23.498
2	2'14.303	35.343 39.493 36.448 23.019 211.1
3	2'12.488	35.008 38.688 36.088 22.704 216.4
4	2'12.671	35.078 38.740 35.995 22.858 215.4
5	2'16.653 P	34.545 38.969 35.784 27.355 214.4
6	5'53.945	42.128 39.279 36.003 22.883
7	2'12.074	34.857 38.575 35.826 22.816 212.1

24th 10 Dennis FOGGIA SKY Racing Team VR ITA

Runs=3	Total laps=13	Full laps=7
1	3'35.952	42.856 41.161 37.178 23.161
2	2'12.937	34.907 39.013 36.287 22.730 217.3
3	2'11.848	34.547 38.515 36.096 22.690 221.5
4	2'11.053	34.205 38.435 35.804 22.609 219.1
5	2'18.392 P	34.542 38.647 36.099 29.104 218.3
6	9'08.497	38.773 38.982 36.995 23.702
7	2'12.532 *	34.825 38.713 36.132 22.862* 213.5
8	2'13.015	34.956 38.770 36.302 22.987 214.2
9	2'21.069 P	35.681 40.485 36.817 28.086 212.6
10	5'40.785	36.313 41.800 36.415 23.438
11	2'10.883	34.505 37.969 35.765 22.644 215.4
12	2'14.867	35.733 40.544 36.174 22.416 212.9
13	2'10.839	34.355 38.106 35.939 22.439 218.4

25th 75 Albert ARENAS Angel Nieto Team Mot SPA

Runs=2	Total laps=14	Full laps=11
1	3'56.262	36.326 39.865 36.579 22.995
2	2'12.669	35.013 38.552 36.291 22.813 213.1
3	2'12.201	34.766 38.703 35.939 22.793 214.9
4	2'11.767	34.701 38.415 35.798 22.853 214.9
5	2'12.263	34.715 38.436 35.996 23.116 214.3
6	2'11.894	34.806 38.392 35.910 22.786 213.5
7	2'12.395	34.962 38.375 36.090 22.968 213.4
8	2'19.206 P	35.050 38.983 36.674 28.499 213.2
9	10'41.564	44.037 39.959 35.760 22.615
10	2'10.855	34.544 38.096 35.620 22.595 213.1
11	2'11.498	34.577 38.239 35.930 22.752 212.3
12	2'15.028	35.834 39.140 37.108 22.946 213.7
13	2'12.437	35.026 38.290 36.333 22.788 210.5
14	2'11.708	34.825 38.212 35.955 22.716 210.6

26th 40 Darryn BINDER Red Bull KTM Ajo RSA

Runs=2	Total laps=15	Full laps=12
1	3'42.655	37.719 41.603 37.026 23.592
2	2'14.504	35.270 39.526 36.689 23.019 211.6
3	2'12.596	34.712 38.730 36.081 23.073 215.0
4	2'12.002	34.625 38.759 35.664 22.954 215.0
5	2'12.191	34.714 38.635 35.821 23.021 210.5
6	2'13.284	35.121 38.962 36.327 22.874 211.1
7	2'11.528	34.789 38.346 35.704 22.689 210.6
8	2'13.848	34.819 39.277 36.411 23.341 214.4
9	2'14.376	35.672 39.548 36.228 22.928 208.5
10	2'19.306 P	35.189 38.849 36.259 29.009 214.2
11	9'01.048	47.938 39.950 35.850 23.097
12	2'13.064	35.293 38.950 35.762 23.059 208.5
13	2'17.466	36.098 41.812 36.570 22.986 209.8

Fastest Lap: Philipp OETTL Sudmetal Schedl GP GER **2'09.194** 34.081 37.707 35.157 22.249

These data/results cannot be reproduced, stored and/or transmitted in whole or in part by any manner of electronic, mechanical, photocopying, recording, broadcasting or otherwise now known or herein after developed without the previous express consent by the copyright owner, except for reproduction in daily press and regular printed publications on sale to the public within 60 days of the event related to those data/results and always provided that copyright symbol appears together as follows below.
© DORNA, 2018



Free Practice Nr. 1

Moto3

Lap	Lap Time	T1	T2	T3	T4	Speed	Lap	Lap Time	T1	T2	T3	T4	Speed
14	2'12.087	34.927	38.474	35.855	22.831	211.8							
15	2'12.017	34.846	38.426	35.918	22.827	210.8							

27th 15 Filip SALAC Cuna de Campeones CZE
 Runs=2 Total laps=15 Full laps=12

1	2'59.385	37.711	41.253	37.208	23.628								
2	2'14.604	35.395	39.516	36.650	23.043	211.4							
3	2'14.240	35.296	39.556	36.465	22.923	211.5							
4	2'13.556	35.148	39.267	36.215	22.926	213.0							
5	2'13.250	34.996	39.123	36.271	22.860	212.8							
6	2'12.985	35.097	39.075	36.030	22.783	212.1							
7	2'13.094	35.068	39.150	36.133	22.743	212.9							
8	2'19.816 P	35.312	40.005	37.219	27.280	213.8							
9	9'24.627	34.879	39.308	36.652	24.586								
10	2'12.568	35.001	38.768	36.014	22.785	210.9							
11	2'12.988	34.981	39.022	36.106	22.879	213.3							
12	2'13.640	35.018	39.419	36.195	23.008	212.0							
13	2'12.567	34.991	38.781	36.174	22.621	212.6							
14	2'11.844	34.616	38.533	36.076	22.619	215.2							
15	2'12.625	34.739	38.739	36.204	22.943	214.8							

28th 72 Alonso LOPEZ Estrella Galicia 0,0 SPA
 Runs=2 Total laps=13 Full laps=9

1	3'32.535	36.810	41.691	39.149	23.652								
2	2'14.227	35.621	38.885	36.938	22.783	208.2							
3	2'13.456	34.885	38.965	36.474	23.132	214.3							
4	2'12.673	34.842	38.663	36.404	22.764	213.4							
5	2'12.559 *	35.188	38.519*	36.051	22.801	213.8							
6	2'12.093	34.813	38.556	35.994	22.730	216.0							
7	2'20.448 P	34.701	38.687	37.823	29.237	212.6							
8	13'45.427	37.857	40.956	38.445	23.817								
9	2'13.893	35.123	39.414	36.146	23.210	208.5							
10	2'12.808	35.028	39.276	35.811	22.693	206.3							
11	2'12.109	34.652	38.459	36.004	22.994	212.3							
12	2'14.910	35.613	38.765	37.471	23.061	209.5							
13	2'13.122	35.031	38.684	36.379	23.028	209.8							

29th 81 Stefano NEPA CIP - Green Power ITA
 Runs=2 Total laps=11 Full laps=7

1	4'02.387	37.598	41.528	38.409	23.712								
2	2'16.114	35.523	39.792	37.406	23.393	211.5							
3	2'14.322	35.185	38.977	36.847	23.313	212.2							
4	2'18.583	35.301	39.166	38.309	25.807	211.3							
5	2'13.284	35.003	38.829	36.399	23.053	212.5							
6	2'18.890 P	34.974	38.805	37.512	27.599	213.2							
7	12'09.481	37.760	39.280	36.529	23.094								
8	2'13.975	35.190	38.845	36.805	23.135	211.5							
9	2'13.050	34.900	38.820	36.358	22.972	216.6							
10	2'13.314	35.144	38.785	36.318	23.067	214.0							
11	2'20.121 P	37.633	39.961	37.624	24.903	211.8							

Fastest Lap: Philipp OETTL Sudmetal Schedl GP GER **2'09.194** 34.081 37.707 35.157 22.249

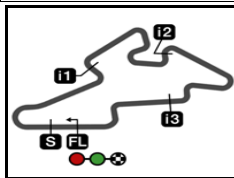
These data/results cannot be reproduced, stored and/or transmitted in whole or in part by any manner of electronic, mechanical, photocopying, recording, broadcasting or otherwise now known or herein after developed without the previous express consent by the copyright owner, except for reproduction in daily press and regular printed publications on sale to the public within 60 days of the event related to those data/results and always provided that copyright symbol appears together as follows below.
 © DORNA, 2018

Official MotoGP Timing by TISSOT
 www.motogp.com

Brno, Friday, August 03, 2018

Page 5 of 5





5403 m.

MONSTER ENERGY GRAND PRIX ČESKÉ REPUBLIKY

Free Practice Nr. 1

Best Partial Times

Moto3™


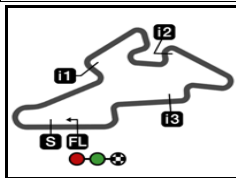
IT Ideal Lap Time, sum of the best partial times

BT Best Lap Time

T1		T2		T3		T4				IT	BT	
Pos	Rider	Time	Rider	Time	Rider	Time	Rider	Time	Pos	Rider	IT	BT
1	P.OETTL	33.999	J.MARTIN	37.524	J.MARTIN	35.142	P.OETTL	22.249	1	P.OETTL	2'09.112	2'09.194 (1)
2	L.DALLA PORTA	34.051	A.CANET	37.532	P.OETTL	35.157	J.MCPHEE	22.264	2	J.MARTIN	2'09.236	2'09.533 (2)
3	N.BULEGA	34.129	J.KORNFEIL	37.697	A.CANET	35.347	J.KORNFEIL	22.314	3	J.MCPHEE	2'09.614	2'09.614 (3)
4	J.MARTIN	34.134	F.DI GIANNANTO	37.703	K.TOBA	35.413	L.DALLA PORTA	22.337	3	A.CANET	2'09.614	2'09.640 (4)
5	J.MCPHEE	34.176	K.TOBA	37.703	J.KORNFEIL	35.417	A.CANET	22.340	5	J.KORNFEIL	2'09.632	2'09.895 (5)
6	J.KORNFEIL	34.204	P.OETTL	37.707	J.MCPHEE	35.419	D.FOGGIA	22.416	6	L.DALLA POR	2'09.784	2'10.034 (8)
7	D.FOGGIA	34.205	N.BULEGA	37.723	V.PEREZ	35.483	A.MIGNO	22.417	7	K.TOBA	2'09.803	2'10.009 (7)
8	M.BEZZECCHI	34.247	J.MCPHEE	37.755	E.BASTIANINI	35.490	V.PEREZ	22.434	8	N.BULEGA	2'09.947	2'09.947 (6)
9	K.TOBA	34.248	L.DALLA PORTA	37.842	F.DI GIANNANTO	35.505	K.MASAKI	22.436	9	F.DI GIANNAN	2'10.056	2'10.304 (11)
10	N.ANTONELLI	34.304	N.ATIRATPHUVA	37.843	A.MIGNO	35.506	J.MARTIN	22.436	10	A.MIGNO	2'10.182	2'10.182 (9)
11	F.DI GIANNANTO	34.334	A.MIGNO	37.849	A.SASAKI	35.535	M.BEZZECCHI	22.437	11	M.BEZZECCHI	2'10.221	2'10.259 (10)
12	V.PEREZ	34.342	E.BASTIANINI	37.865	K.MASAKI	35.536	K.TOBA	22.439	12	E.BASTIANINI	2'10.282	2'10.406 (12)
13	M.RAMIREZ	34.365	A.NORRODIN	37.876	M.BEZZECCHI	35.540	A.SASAKI	22.445	13	T.ARBOLINO	2'10.326	2'10.608 (14)
14	N.ATIRATPHUVA	34.395	T.ARBOLINO	37.877	L.DALLA PORTA	35.554	M.RAMIREZ	22.448	14	D.FOGGIA	2'10.355	2'10.839 (24)
15	A.CANET	34.395	J.MASIA	37.917	N.BULEGA	35.557	T.ARBOLINO	22.456	15	V.PEREZ	2'10.421	2'10.585 (13)
16	A.MIGNO	34.410	D.FOGGIA	37.969	T.ARBOLINO	35.559	E.BASTIANINI	22.499	16	A.SASAKI	2'10.443	2'10.629 (16)
17	A.SASAKI	34.411	T.SUZUKI	37.972	J.MASIA	35.592	T.SUZUKI	22.512	17	N.ANTONELLI	2'10.483	2'10.758 (20)
18	K.MASAKI	34.422	M.BEZZECCHI	37.997	M.RAMIREZ	35.596	F.DI GIANNANTO	22.514	18	K.MASAKI	2'10.555	2'10.673 (18)
19	G.RODRIGO	34.427	G.RODRIGO	38.013	T.SUZUKI	35.599	N.BULEGA	22.538	19	J.MASIA	2'10.577	2'10.790 (21)
20	E.BASTIANINI	34.428	N.ANTONELLI	38.014	A.ARENAS	35.620	N.ANTONELLI	22.541	20	A.NORRODIN	2'10.585	2'10.628 (15)
21	T.ARBOLINO	34.434	A.SASAKI	38.052	N.ANTONELLI	35.624	J.MASIA	22.567	21	T.SUZUKI	2'10.592	2'10.666 (17)
22	A.NORRODIN	34.458	A.ARENAS	38.096	G.RODRIGO	35.656	G.RODRIGO	22.589	22	M.RAMIREZ	2'10.642	2'10.791 (22)
23	J.MASIA	34.501	K.MASAKI	38.161	A.NORRODIN	35.660	A.NORRODIN	22.591	23	G.RODRIGO	2'10.685	2'10.795 (23)
24	T.SUZUKI	34.509	V.PEREZ	38.162	D.BINDER	35.664	A.ARENAS	22.595	24	N.ATIRATPHU	2'10.693	2'10.693 (19)

These data/results cannot be reproduced, stored and/or transmitted in whole or in part by any manner of electronic, mechanical, photocopying, recording, broadcasting or otherwise now known or herein after developed without the previous express consent by the copyright owner, except for reproduction in daily press and regular printed publications on sale to the public within 60 days of the event related to those data/results and always provided that copyright symbol appears together as follows below.
© DORNA, 2018

Automotodrom Brno

Results and timing service provided by  **TISSOT**

5403 m.

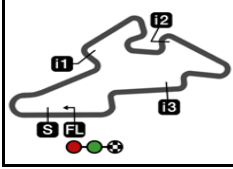
MONSTER ENERGY GRAND PRIX ČESKÉ REPUBLIKY**Free Practice Nr. 1****Best Partial Times****Moto3™***IT* Ideal Lap Time, sum of the best partial times*BT* Best Lap Time

Pos	<i>T1</i>		<i>T2</i>		<i>T3</i>		<i>T4</i>		Pos	Rider	<i>IT</i>	<i>BT</i>
	Rider	Time	Rider	Time	Rider	Time	Rider	Time				
25	A.ARENAS	34.544	M.RAMIREZ	38.233	D.FOGGIA	35.765	F.SALAC	22.619	25	A.ARENAS	2'10.855	2'10.855 (25)
26	F.SALAC	34.616	D.BINDER	38.346	N.ATIRATPHUVA	35.799	N.ATIRATPHUVA	22.656	26	D.BINDER	2'11.324	2'11.528 (26)
27	D.BINDER	34.625	A.LOPEZ	38.459	A.LOPEZ	35.811	D.BINDER	22.689	27	A.LOPEZ	2'11.615	2'12.093 (28)
28	A.LOPEZ	34.652	F.SALAC	38.533	F.SALAC	36.014	A.LOPEZ	22.693	28	F.SALAC	2'11.782	2'11.844 (27)
29	S.NEPA	34.900	S.NEPA	38.785	S.NEPA	36.318	S.NEPA	22.972	29	S.NEPA	2'12.975	2'13.050 (29)

These data/results cannot be reproduced, stored and/or transmitted in whole or in part by any manner of electronic, mechanical, photocopying, recording, broadcasting or otherwise now known or herein after developed without the previous express consent by the copyright owner, except for reproduction in daily press and regular printed publications on sale to the public within 60 days of the event related to those data/results and always provided that copyright symbol appears together as follows below.

© DORNA, 2018

Official MotoGP Timing by **TISSOT**www.motogp.com*motoE3™*




5403 m.

MONSTER ENERGY GRAND PRIX ČESKÉ REPUBLIKY

Free Practice Nr. 1

Fastest Laps Sequence

<i>Practice Time</i>	 <i>Rider</i>	<i>Nation</i>	<i>Motorcycle</i>	<i>Time</i>	<i>Km/h</i>	<i>Rider's Lap</i>
5'07.917	24 Tatsuki SUZUKI	JPN	HONDA	2'15.590	143.4	2
5'08.623	41 Nakarin ATIRATPHUVAP	THA	HONDA	2'13.271	145.9	2
5'45.534	21 Fabio DI GIANNANTONI	ITA	HONDA	2'12.856	146.4	2
5'58.267	88 Jorge MARTIN	SPA	HONDA	2'11.779	147.6	2
7'58.147	27 Kaito TOBA	JPN	HONDA	2'11.628	147.7	3
7'59.830	8 Nicolo BULEGA	ITA	KTM	2'11.547	147.8	3
8'09.614	48 Lorenzo DALLA PORTA	ITA	HONDA	2'11.122	148.3	3
10'10.730	42 Marcos RAMIREZ	SPA	KTM	2'10.791	148.7	4
13'01.492	33 Enea BASTIANINI	ITA	HONDA	2'10.689	148.8	5
14'36.969	21 Fabio DI GIANNANTONI	ITA	HONDA	2'10.354	149.2	6
31'56.362	88 Jorge MARTIN	SPA	HONDA	2'09.630	150.0	11
34'05.895	88 Jorge MARTIN	SPA	HONDA	2'09.533	150.1	12
39'32.368	65 Philipp OETTL	GER	KTM	2'09.194	150.5	12

These data/results cannot be reproduced, stored and/or transmitted in whole or in part by any manner of electronic, mechanical, photocopying, recording, broadcasting or otherwise now known or herein after developed without the previous express consent by the copyright owner, except for reproduction in daily press and regular printed publications on sale to the public within 60 days of the event related to those data/results and always provided that copyright symbol appears together as follows below.

© DORNA, 2018

Official MotoGP Timing by TISSOT
www.motogp.com

Brno, Friday, August 03, 2018

