

5403 m.

**MONSTER ENERGY GRAND PRIX ČESKÉ REPUBLIKY****Free Practice Nr. 2****Classification****6**

	<i>Rider</i>	<i>Nation</i>	<i>Team</i>	<i>Motorcycle</i>	<i>Time</i>	<i>Lap Total</i>	<i>Gap</i>	<i>Top Speed</i>
1	26 <b>Dani PEDROSA</b>	SPA	Repsol Honda Team	HONDA	<b>1'55.976</b>	16 18		<b>311.4</b>
2	9 <b>Daniilo PETRUCCI</b>	ITA	Alma Pramac Racing	DUCATI	<b>1'56.099</b>	15 16	0.123 0.123	<b>310.4</b>
3	19 <b>Alvaro BAUTISTA</b>	SPA	Angel Nieto Team	DUCATI	<b>1'56.144</b>	18 19	0.168 0.045	<b>308.8</b>
4	55 <b>Hafizh SYAHRIN</b>	MAL	Monster Yamaha Tech 3	YAMAHA	<b>1'56.200</b>	13 14	0.224 0.056	<b>308.2</b>
5	4 <b>Andrea DOVIZIOSO</b>	ITA	Ducati Team	DUCATI	<b>1'56.218</b>	14 16	0.242 0.018	<b>311.6</b>
6	25 <b>Maverick VIÑALES</b>	SPA	Movistar Yamaha MotoGP	YAMAHA	<b>1'56.392</b>	16 17	0.416 0.174	<b>309.3</b>
7	46 <b>Valentino ROSSI</b>	ITA	Movistar Yamaha MotoGP	YAMAHA	<b>1'56.480</b>	15 17	0.504 0.088	<b>306.8</b>
8	53 <b>Tito RABAT</b>	SPA	Reale Avintia Racing	DUCATI	<b>1'56.521</b>	18 18	0.545 0.041	<b>313.0</b>
9	5 <b>Johann ZARCO</b>	FRA	Monster Yamaha Tech 3	YAMAHA	<b>1'56.535</b>	15 16	0.559 0.014	<b>307.4</b>
10	93 <b>Marc MARQUEZ</b>	SPA	Repsol Honda Team	HONDA	<b>1'56.635</b>	4 18	0.659 0.100	<b>309.6</b>
11	29 <b>Andrea IANNONE</b>	ITA	Team SUZUKI ECSTAR	SUZUKI	<b>1'56.644</b>	17 18	0.668 0.009	<b>306.0</b>
12	42 <b>Alex RINS</b>	SPA	Team SUZUKI ECSTAR	SUZUKI	<b>1'56.661</b>	19 19	0.685 0.017	<b>309.3</b>
13	43 <b>Jack MILLER</b>	AUS	Alma Pramac Racing	DUCATI	<b>1'56.915</b>	16 16	0.939 0.254	<b>309.9</b>
14	35 <b>Cal CRUTCHLOW</b>	GBR	LCR Honda CASTROL	HONDA	<b>1'57.014</b>	7 17	1.038 0.099	<b>311.6</b>
15	99 <b>Jorge LORENZO</b>	SPA	Ducati Team	DUCATI	<b>1'57.205</b>	12 18	1.229 0.191	<b>310.8</b>
16	41 <b>Aleix ESPARGARO</b>	SPA	Aprilia Racing Team Gresini	APRILIA	<b>1'57.417</b>	14 15	1.441 0.212	<b>307.7</b>
17	44 <b>Poi ESPARGARO</b>	SPA	Red Bull KTM Factory Racing	KTM	<b>1'57.473</b>	14 15	1.497 0.056	<b>310.1</b>
18	6 <b>Stefan BRADL</b>	GER	HRC Honda Team	HONDA	<b>1'57.479</b>	16 18	1.503 0.006	<b>310.2</b>
19	21 <b>Franco MORBIDELLI</b>	ITA	EG 0,0 Marc VDS	HONDA	<b>1'57.498</b>	14 15	1.522 0.019	<b>306.1</b>
20	38 <b>Bradley SMITH</b>	GBR	Red Bull KTM Factory Racing	KTM	<b>1'57.506</b>	14 15	1.530 0.008	<b>308.9</b>
21	30 <b>Takaaki NAKAGAMI</b>	JPN	LCR Honda IDEMITSU	HONDA	<b>1'57.647</b>	18 18	1.671 0.141	<b>306.9</b>
22	12 <b>Thomas LUTHI</b>	SWI	EG 0,0 Marc VDS	HONDA	<b>1'57.729</b>	15 16	1.753 0.082	<b>304.8</b>
23	45 <b>Scott REDDING</b>	GBR	Aprilia Racing Team Gresini	APRILIA	<b>1'57.941</b>	13 13	1.965 0.212	<b>303.7</b>
24	17 <b>Karel ABRAHAM</b>	CZE	Angel Nieto Team	DUCATI	<b>1'58.127</b>	13 17	2.151 0.186	<b>309.4</b>
25	10 <b>Xavier SIMEON</b>	BEL	Reale Avintia Racing	DUCATI	<b>1'58.453</b>	16 16	2.477 0.326	<b>308.0</b>
26	50 <b>Sylvain GUINTOLI</b>	FRA	Team SUZUKI ECSTAR	SUZUKI	<b>1'58.617</b>	9 17	2.641 0.164	<b>307.5</b>

**Practice condition: Dry**

Air: 32°

Humidity: 33%

Ground: 49°

<b>Fastest Lap:</b>	Lap: 16	<b>Dani PEDROSA</b>	<b>1'55.976</b>	167.7 Km/h
<b>Circuit Record Lap:</b>	2014	<b>Dani PEDROSA</b>	<b>1'56.027</b>	167.6 Km/h
<b>Circuit Best Lap:</b>	2016	<b>Marc MARQUEZ</b>	<b>1'54.596</b>	169.7 Km/h

The results are provisional until the end of the limit for protest and appeals.

Time limit for protest expires 30' after publication of the results - ..... Time: .....

These data/results cannot be reproduced, stored and/or transmitted in whole or in part by any manner of electronic, mechanical, photocopying, recording, broadcasting or otherwise now known or herein after developed without the previous express consent by the copyright owner, except for reproduction in daily press and regular printed publications on sale to the public within 60 days of the event related to those data/results and always provided that copyright symbol appears together as follows below.

© DORNA, 2018

Official MotoGP Timing by **TISSOT**  
www.motogp.com

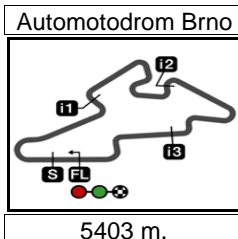
**Brno, Friday, August 03, 2018**

## MONSTER ENERGY GRAND PRIX ČESKÉ REPUBLIKY


## Free Practice Nr. 2

## Combined Free Practice Times

7



5403 m.

		Rider	Nation	Team	MOTORCYCLE	FP1	FP2	Gap
1	26	<b>D.PEDROSA</b>	SPA	Repsol Honda Team	HONDA	1'57.289	5 <b>1'55.976</b>	16
2	9	<b>D.PETRUCCI</b>	ITA	Alma Pramac Racing	DUCATI	1'57.938	15 <b>1'56.099</b>	0.123 0.123
3	19	<b>A.BAUTISTA</b>	SPA	Angel Nieto Team	DUCATI	1'56.831	14 <b>1'56.144</b>	0.168 0.045
4	55	<b>H.SYHRIN</b>	MAL	Monster Yamaha Tech 3	YAMAHA	1'57.428	5 <b>1'56.200</b>	0.224 0.056
5	4	<b>A.DOVIZIOSO</b>	ITA	Ducati Team	DUCATI	1'56.720	7 <b>1'56.218</b>	0.242 0.018
6	25	<b>M.VIÑALES</b>	SPA	Movistar Yamaha MotoGP	YAMAHA	1'57.764	6 <b>1'56.392</b>	0.416 0.174
7	46	<b>V.ROSSI</b>	ITA	Movistar Yamaha MotoGP	YAMAHA	1'56.888	13 <b>1'56.480</b>	0.504 0.088
8	53	<b>T.RABAT</b>	SPA	Reale Avintia Racing	DUCATI	1'57.325	15 <b>1'56.521</b>	0.545 0.041
9	5	<b>J.ZARCO</b>	FRA	Monster Yamaha Tech 3	YAMAHA	1'56.647	16 <b>1'56.535</b>	0.559 0.014
10	93	<b>M.MARQUEZ</b>	SPA	Repsol Honda Team	HONDA	1'56.828	4 <b>1'56.635</b>	0.659 0.100
11	29	<b>A.IANNONE</b>	ITA	Team SUZUKI ECSTAR	SUZUKI	1'57.079	14 <b>1'56.644</b>	0.668 0.009
12	42	<b>A.RINS</b>	SPA	Team SUZUKI ECSTAR	SUZUKI	1'58.032	8 <b>1'56.661</b>	0.685 0.017
13	43	<b>J.MILLER</b>	AUS	Alma Pramac Racing	DUCATI	1'57.321	16 <b>1'56.915</b>	0.939 0.254
14	35	<b>C.CRUTCHLOW</b>	GBR	LCR Honda CASTROL	HONDA	1'57.386	4 <b>1'57.014</b>	1.038 0.099
15	99	<b>J.LORENZO</b>	SPA	Ducati Team	DUCATI	1'57.426	4 <b>1'57.205</b>	1.229 0.191
16	6	<b>S.BRADL</b>	GER	HRC Honda Team	HONDA	<b>1'57.291</b>	15 1'57.479	1.315 0.086
17	41	<b>A.ESPARGARO</b>	SPA	Aprilia Racing Team Gresini	APRILIA	1'58.635	13 <b>1'57.417</b>	1.441 0.126
18	44	<b>P.ESPARGARO</b>	SPA	Red Bull KTM Factory Racing	KTM	1'58.098	14 <b>1'57.473</b>	1.497 0.056
19	21	<b>F.MORBIDELLI</b>	ITA	EG 0,0 Marc VDS	HONDA	1'58.299	3 <b>1'57.498</b>	1.522 0.025
20	38	<b>B.SMITH</b>	GBR	Red Bull KTM Factory Racing	KTM	1'58.238	14 <b>1'57.506</b>	1.530 0.008
21	30	<b>T.NAKAGAMI</b>	JPN	LCR Honda IDEMITSU	HONDA	1'58.027	11 <b>1'57.647</b>	1.671 0.141
22	12	<b>T.LUTHI</b>	SWI	EG 0,0 Marc VDS	HONDA	1'58.226	16 <b>1'57.729</b>	1.753 0.082
23	45	<b>S.REDDING</b>	GBR	Aprilia Racing Team Gresini	APRILIA	1'58.497	15 <b>1'57.941</b>	1.965 0.212
24	50	<b>S.GUINTOLI</b>	FRA	Team SUZUKI ECSTAR	SUZUKI	<b>1'58.114</b>	17 1'58.617	2.138 0.173
25	17	<b>K.ABRAHAM</b>	CZE	Angel Nieto Team	DUCATI	1'59.052	13 <b>1'58.127</b>	2.151 0.013
26	10	<b>X.SIMEON</b>	BEL	Reale Avintia Racing	DUCATI	1'59.863	14 <b>1'58.453</b>	2.477 0.326

<b>Pole Position Record:</b>	2016	<b>Marc MARQUEZ</b>	<b>1'54.596</b>	169.7 Km/h
<b>Circuit Record Lap:</b>	2014	<b>Dani PEDROSA</b>	<b>1'56.027</b>	167.6 Km/h
<b>Circuit Best Lap:</b>	2016	<b>Marc MARQUEZ</b>	<b>1'54.596</b>	169.7 Km/h

The results are provisional until the end of the limit for protest and appeals.

Time limit for protest expires 60' after publication of the results - Mr. .... Time: .....

These data/results cannot be reproduced, stored and/or transmitted in whole or in part by any manner of electronic, mechanical, photocopying, recording, broadcasting or otherwise now known or herein after developed without the previous express consent by the copyright owner, except for reproduction in daily press and regular printed publications on sale to the public within 60 days of the event related to those data/results and always provided that copyright symbol appears together as follows below.

© DORNA, 2018

Official MotoGP Timing by TISSOT

www.motogp.com

Brno, Friday, August 03, 2018





5403 m.

## MONSTER ENERGY GRAND PRIX ČESKÉ REPUBLIKY

## Free Practice Nr. 2

## Top Speed &amp; Average

8



Rider	Nation	Motorcycle	Top 5 speeds					Average	Top
53 <b>Tito RABAT</b>	<b>SPA</b>	DUCATI	313.0	310.8	310.2	310.1	309.8	310.6	<b>313.0</b>
4 <b>Andrea DOVIZIOSO</b>	<b>ITA</b>	DUCATI	311.6	311.5	311.2	310.8	310.8	311.2	<b>311.6</b>
35 <b>Cal CRUTCHLOW</b>	<b>GBR</b>	HONDA	311.6	311.5	311.5	310.6	310.2	311.1	<b>311.6</b>
26 <b>Dani PEDROSA</b>	<b>SPA</b>	HONDA	311.4	310.8	310.7	310.0	309.2	310.4	<b>311.4</b>
99 <b>Jorge LORENZO</b>	<b>SPA</b>	DUCATI	310.8	310.6	310.3	309.7	309.6	310.2	<b>310.8</b>
9 <b>Danilo PETRUCCI</b>	<b>ITA</b>	DUCATI	310.4	310.1	309.8	309.8	309.7	310.0	<b>310.4</b>
6 <b>Stefan BRADL</b>	<b>GER</b>	HONDA	310.2	309.8	309.5	308.8	308.8	309.4	<b>310.2</b>
44 <b>Po ESPARGARO</b>	<b>SPA</b>	KTM	310.1	309.4	309.2	308.8	306.8	308.9	<b>310.1</b>
43 <b>Jack MILLER</b>	<b>AUS</b>	DUCATI	309.9	307.7	307.6	306.5	305.7	307.5	<b>309.9</b>
93 <b>Marc MARQUEZ</b>	<b>SPA</b>	HONDA	309.6	309.0	308.9	308.8	308.7	309.0	<b>309.6</b>
17 <b>Karel ABRAHAM</b>	<b>CZE</b>	DUCATI	309.4	308.3	307.1	306.9	306.2	307.6	<b>309.4</b>
25 <b>Maverick VIÑALES</b>	<b>SPA</b>	YAMAHA	309.3	308.6	307.9	307.7	307.1	308.0	<b>309.3</b>
42 <b>Alex RINS</b>	<b>SPA</b>	SUZUKI	309.3	308.7	307.2	307.0	306.9	307.8	<b>309.3</b>
38 <b>Bradley SMITH</b>	<b>GBR</b>	KTM	308.9	307.6	307.6	304.9	304.9	306.8	<b>308.9</b>
19 <b>Alvaro BAUTISTA</b>	<b>SPA</b>	DUCATI	308.8	308.2	306.3	306.2	306.2	307.1	<b>308.8</b>
55 <b>Hafizh SYAHRIN</b>	<b>MAL</b>	YAMAHA	308.2	307.9	306.6	305.4	305.3	306.7	<b>308.2</b>
10 <b>Xavier SIMEON</b>	<b>BEL</b>	DUCATI	308.0	307.5	307.2	306.2	305.6	306.9	<b>308.0</b>
41 <b>Aleix ESPARGARO</b>	<b>SPA</b>	APRILIA	307.7	307.0	305.8	305.8	304.9	306.0	<b>307.7</b>
50 <b>Sylvain GUINTOLI</b>	<b>FRA</b>	SUZUKI	307.5	305.6	305.3	305.1	304.4	305.6	<b>307.5</b>
5 <b>Johann ZARCO</b>	<b>FRA</b>	YAMAHA	307.4	307.0	306.2	305.6	305.6	306.4	<b>307.4</b>
30 <b>Takaaki NAKAGAMI</b>	<b>JPN</b>	HONDA	306.9	305.8	305.8	305.1	304.0	305.5	<b>306.9</b>
46 <b>Valentino ROSSI</b>	<b>ITA</b>	YAMAHA	306.8	306.5	306.2	305.9	305.8	306.2	<b>306.8</b>
21 <b>Franco MORBIDELLI</b>	<b>ITA</b>	HONDA	306.1	305.4	304.5	303.3	302.7	304.4	<b>306.1</b>
29 <b>Andrea IANNONE</b>	<b>ITA</b>	SUZUKI	306.0	305.7	305.4	305.1	305.0	305.4	<b>306.0</b>
12 <b>Thomas LUTHI</b>	<b>SWI</b>	HONDA	304.8	304.3	303.9	303.8	303.5	304.1	<b>304.8</b>
45 <b>Scott REDDING</b>	<b>GBR</b>	APRILIA	303.7	303.2	303.0	302.7	302.2	303.0	<b>303.7</b>

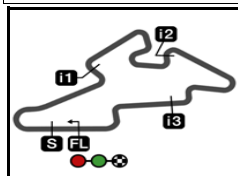
These data/results cannot be reproduced, stored and/or transmitted in whole or in part by any manner of electronic, mechanical, photocopying, recording, broadcasting or otherwise now known or herein after developed without the previous express consent by the copyright owner, except for reproduction in daily press and regular printed publications on sale to the public within 60 days of the event related to those data/results and always provided that copyright symbol appears together as follows below.

© DORNA, 2018

Official MotoGP Timing by TISSOT  
www.motogp.com



Brno, Friday, August 03, 2018



5403 m.

## MONSTER ENERGY GRAND PRIX ČESKÉ REPUBLIKY

## Free Practice Nr. 2

## Chronological Analysis of Performances

9

\* Lap / Sector time cancelled

T1 Time from finish line to 1st intermediate

T3 Time from 2nd intermed. to 3rd intermed.

P Crossing the finish line in pit lane

T2 Time from 1st intermed. to 2nd intermed.

T4 Time from 3rd intermediate to finish line

\*\*Tyre data subject to further updates

Lap	Lap Time	T1	T2	T3	T4	Speed	Lap	Lap Time	T1	T2	T3	T4	Speed
<b>1st</b>	<b>26</b>	<b>Dani PEDROSA</b>		HONDA		SPA	9	<b>1'57.622</b>	29.908	35.582	32.540	19.592	307.6
		Repsol Honda Team					10	<b>1'57.835</b>	29.840	35.742	32.606	19.647	308.1
		Runs=4 Total laps=18 Full laps=12					11	<b>1'57.496</b>	29.908	35.465	32.532	19.591	308.3
<b>Run # 1</b>	<b>Front Tyre</b>	<b>Slick-Hard</b>	<b>Rear Tyre</b>	<b>Slick-Hard</b>			12	2'04.622 P	29.891	35.506	34.341	24.884	309.8
		<b>New Tyre</b>	<b>New Tyre</b>				<b>Run # 3</b>	<b>Front Tyre</b>	<b>Slick-Medium</b>	<b>Rear Tyre</b>	<b>Slick-Soft</b>		
1	2'31.773 P	34.327	37.411	33.385	20.996				<b>New Tyre</b>	<b>New Tyre</b>			
<b>Run # 2</b>	<b>Front Tyre</b>	<b>Slick-Hard</b>	<b>Rear Tyre</b>	<b>Slick-Hard</b>			13	10'08.432	36.144	36.203	33.826	19.656	
		1 Laps at start		1 Laps at start			14	<b>2'01.459</b>	29.630	36.662	35.302	19.865	309.7
2	3'02.791	32.405	36.430	32.679	19.764		15	<b>1'56.099</b>	29.458	35.078	32.081	19.482	309.8
3	<b>1'57.084</b>	29.966	35.331	32.317	19.470	308.0	16	<b>2'10.057</b>	34.512	38.263	35.157	22.125	310.4
4	<b>1'56.778</b>	29.768	35.214	32.342	19.454	310.0	<b>3rd</b>	<b>19</b>	<b>Alvaro BAUTISTA</b>		DUCATI		SPA
5	<b>1'57.019</b>	29.741	35.277	32.422	19.579	308.9			Angel Nieto Team				
6	<b>1'56.805</b>	29.818	35.194	32.300	19.493	308.8			Runs=3 Total laps=19 Full laps=14				
7	1'59.649 P	29.917	35.327	32.664	21.741	307.6	<b>Run # 1</b>	<b>Front Tyre</b>	<b>Slick-Medium</b>	<b>Rear Tyre</b>	<b>Slick-Medium</b>		
<b>Run # 3</b>	<b>Front Tyre</b>	<b>Slick-Hard</b>	<b>Rear Tyre</b>	<b>Slick-Hard</b>					6 Laps at start		6 Laps at start		
		7 Laps at start		7 Laps at start			1	2'21.590	34.026	37.531	33.115	19.881	
8	7'15.880	33.717	36.605	32.692	19.712		2	<b>1'58.772</b>	30.250	35.945	32.810	19.767	306.2
9	<b>1'57.132</b>	29.847	35.378	32.344	19.563	308.9	3	<b>1'58.770</b>	30.310	35.939	32.789	19.732	303.0
10	<b>1'56.884</b>	29.686	35.247	32.381	19.570	307.6	4	<b>1'58.070</b>	30.165	35.605	32.627	19.673	303.3
11	<b>1'57.187</b>	29.738	35.323	32.463	19.663	308.6	5	<b>1'58.349</b>	30.062	35.669	32.860	19.758	304.0
12	<b>1'56.966</b>	29.670	35.308	32.399	19.589	309.1	6	<b>1'57.857</b>	29.996	35.585	32.656	19.620	304.9
13	2'01.670 P	30.589	36.147	33.180	21.754	308.1	7	2'04.221 P	30.071	37.612	33.025	23.513	304.5
<b>Run # 4</b>	<b>Front Tyre</b>	<b>Slick-Medium</b>	<b>Rear Tyre</b>	<b>Slick-Soft</b>			<b>Run # 2</b>	<b>Front Tyre</b>	<b>Slick-Hard</b>	<b>Rear Tyre</b>	<b>Slick-Hard</b>		
		New Tyre		New Tyre					New Tyre		New Tyre		
14	6'37.066	33.242	36.095	32.487	19.552		8	7'19.647	32.789	36.895	32.804	19.875	
15	<b>1'56.089</b>	29.562	35.082	32.042	19.403	310.8	9	<b>1'59.236</b>	30.134	35.769	33.068	20.265	303.2
16	<b>1'55.976</b>	29.394	35.072	32.091	19.419	311.4	10	<b>1'58.168</b>	30.270	35.672	32.542	19.684	298.3
17	<b>2'01.964</b>	30.680	38.358	32.923	20.003	310.7	11	<b>1'57.742</b>	30.120	35.502	32.587	19.533	303.4
18	<b>1'59.927</b>	29.693	35.348	34.667	20.219	309.2	12	<b>1'57.448</b>	29.834	35.517	32.503	19.594	305.4
<b>2nd</b>	<b>9</b>	<b>Daniilo PETRUCCI</b>		DUCATI		ITA	13	<b>1'57.132</b>	29.846	35.409	32.398	19.479	306.3
		Alma Pramac Racing					14	<b>1'57.199</b>	29.780	35.376	32.558	19.485	306.2
		Runs=3 Total laps=16 Full laps=11					15	<b>1'56.932</b>	29.659	35.328	32.409	19.536	305.0
<b>Run # 1</b>	<b>Front Tyre</b>	<b>Slick-Hard</b>	<b>Rear Tyre</b>	<b>Slick-Hard</b>			16	2'01.808 P	30.163	35.993	32.908	22.744	305.2
		New Tyre		New Tyre			<b>Run # 3</b>	<b>Front Tyre</b>	<b>Slick-Hard</b>	<b>Rear Tyre</b>	<b>Slick-Soft</b>		
1	2'16.429	33.585	37.599	33.495	19.874				9 Laps at start		New Tyre		
2	<b>1'58.602</b>	30.072	36.165	32.721	19.644	307.2	17	4'09.577	30.426	35.654	32.333	19.429	
3	<b>1'57.652</b>	29.866	35.740	32.425	19.621	309.6	18	<b>1'56.144</b>	29.522	35.015	32.070	19.537	308.2
4	<b>1'57.055</b>	29.757	35.367	32.369	19.562	310.1	19	<b>1'56.531</b>	29.573	35.162	32.285	19.511	308.8
5	<b>2'03.032</b>	30.483	36.075	33.402	23.072	307.6							
6	<b>2'00.805</b>	29.883	38.765	32.565	19.592	308.4							
7	2'04.377 P	30.072	36.067	34.837	23.401	309.1							
<b>Run # 2</b>	<b>Front Tyre</b>	<b>Slick-Hard</b>	<b>Rear Tyre</b>	<b>Slick-Hard</b>									
		7 Laps at start		7 Laps at start									
8	7'43.528	37.284	36.648	32.663	19.662								

**Fastest Lap:** Dani PEDROSA Repsol Honda Team SPA **1'55.976** 29.394 35.072 32.091 19.419

These data/results cannot be reproduced, stored and/or transmitted in whole or in part by any manner of electronic, mechanical, photocopying, recording, broadcasting or otherwise now known or herein after developed without the previous express consent by the copyright owner, except for reproduction in daily press and regular printed publications on sale to the public within 60 days of the event related to those data/results and always provided that copyright symbol appears together as follows below.  
© DORNA, 2018



# Free Practice Nr. 2

# MotoGP

Lap	Lap Time	T1	T2	T3	T4	Speed	Lap	Lap Time	T1	T2	T3	T4	Speed		
<b>4th</b>	<b>55</b>	<b>Hafiz SYAHRIN</b>				YAMAHA MAL		2	<b>1'59.163</b>	30.432	36.140	32.760	19.831	304.9	
		Monster Yamaha Tech 3						3	<b>1'58.038</b>	30.103	35.877	32.468	19.590	304.9	
		Runs=3 Total laps=14 Full laps=9						4	<b>1'57.698</b>	29.987	35.663	32.403	19.645	306.9	
		<b>Run # 1</b> Front Tyre Slick-Medium Rear Tyre Slick-Hard						5	<b>1'57.366</b>	29.833	35.528	32.429	19.576	304.7	
		4 Laps at start New Tyre						6	<b>1'57.554</b>	29.883	35.601	32.453	19.617	304.5	
		1	2'54.815	41.470	39.495	33.772	20.063	7	<b>2'00.328</b>	29.864	38.039	32.703	19.722	306.2	
		2	<b>2'02.167</b>	30.641	36.117	32.614	22.795	305.4	8	2'03.146 P	30.115	35.714	33.696	23.621	303.2
		3	<b>1'58.915</b>	31.019	35.767	32.438	19.691	290.0	<b>Run # 2</b> Front Tyre Slick-Hard Rear Tyre Slick-Medium						
		4	<b>1'57.981</b>	30.260	35.634	32.469	19.618	303.6	8 Laps at start New Tyre						
		5	2'13.985 P	33.018	40.330	35.441	25.196	304.3	9	7'36.299	35.892	36.338	32.447	19.794	
		<b>Run # 2</b> Front Tyre Slick-Hard Rear Tyre Slick-Hard						10	<b>1'56.971</b>	29.816	35.335	32.227	19.593	307.7	
		New Tyre 5 Laps at start						11	<b>1'58.070</b>	29.759	36.103	32.546	19.662	306.9	
		6	8'16.855	38.313	39.455	33.950	19.858	7	<b>1'57.183</b>	29.722	35.439	32.489	19.533	307.1	
		7	<b>1'58.282</b>	30.375	35.874	32.390	19.643	304.1	12	<b>1'57.197</b>	29.699	35.533	32.457	19.508	307.9
8	<b>1'57.130</b>	29.956	35.421	32.242	19.511	303.5	13	<b>1'57.197</b>	29.699	35.533	32.457	19.508	307.9		
9	2'10.484 P	30.140	39.657	36.609	24.078	305.0	14	2'01.414 P	29.698	35.707	32.526	23.483	307.1		
<b>Run # 3</b> Front Tyre Slick-Hard Rear Tyre Slick-Soft						<b>Run # 3</b> Front Tyre Slick-Medium Rear Tyre Slick-Soft									
4 Laps at start New Tyre						New Tyre New Tyre									
10	13'10.648	36.207	37.980	32.854	19.574	15	7'12.941	31.621	36.063	32.680	19.574				
11	<b>1'56.678</b>	29.853	35.221	32.073	19.531	306.6	16	<b>1'56.392</b>	29.501	35.286	32.132	19.473	309.3		
12	<b>2'03.720</b>	29.547	42.216	32.512	19.445	308.2	17	<b>1'56.487</b>	29.536	35.291	32.239	19.421	308.6		
13	<b>1'56.200</b>	29.618	35.123	32.076	19.383	307.9	<b>7th</b>								
14	<b>2'11.402</b>	34.894	40.692	35.530	20.286	305.3	<b>46</b>	<b>Valentino ROSSI</b>				YAMAHA	ITA		
Runs=3 Total laps=16 Full laps=11						Runs=3 Total laps=17 Full laps=12									
<b>5th</b>						<b>Run # 1</b> Front Tyre Slick-Medium Rear Tyre Slick-Medium									
<b>4</b>						New Tyre 5 Laps at start									
Ducati Team						DUCATI ITA									
Runs=3 Total laps=16 Full laps=11						Runs=3 Total laps=17 Full laps=12									
<b>Run # 1</b> Front Tyre Slick-Hard Rear Tyre Slick-Medium						<b>Run # 1</b> Front Tyre Slick-Medium Rear Tyre Slick-Medium									
New Tyre 16 Laps at start						New Tyre 5 Laps at start 21 Laps at start									
1	2'16.093	33.543	38.644	33.709	19.884	1	2'34.940	33.511	37.271	33.013	20.113				
2	<b>1'58.739</b>	30.080	36.290	32.699	19.670	307.1	2	<b>1'58.043</b>	30.109	35.712	32.455	19.767	305.4		
3	<b>1'58.066</b>	29.831	35.761	32.563	19.911	310.8	3	<b>1'57.824</b>	30.042	35.577	32.418	19.787	304.3		
4	<b>1'57.385</b>	29.831	35.530	32.414	19.610	309.3	4	<b>1'59.986</b>	31.712	35.814	32.666	19.794	305.8		
5	2'01.391 P	29.812	35.705	33.466	22.408	310.6	5	<b>1'57.771</b>	29.984	35.494	32.599	19.694	303.2		
<b>Run # 2</b> Front Tyre Slick-Hard Rear Tyre Slick-Medium						<b>Run # 2</b> Front Tyre Slick-Medium Rear Tyre Slick-Medium									
5 Laps at start 21 Laps at start						7 Laps at start 12 Laps at start									
6	9'50.705	35.616	37.589	33.178	20.136	8	9'12.006	35.964	37.468	32.983	19.917				
7	<b>1'58.930</b>	30.241	36.258	32.723	19.708	308.9	9	<b>1'58.425</b>	30.055	35.790	32.766	19.814	304.9		
8	<b>1'57.594</b>	29.792	35.565	32.535	19.702	310.8	10	<b>1'58.033</b>	30.103	35.562	32.599	19.769	303.8		
9	<b>1'58.366</b>	29.781	35.785	32.823	19.977	309.8	11	<b>2'04.794</b>	32.765	37.033	34.955	20.041	305.8		
10	<b>1'57.934</b>	29.876	35.741	32.628	19.689	311.6	12	<b>1'58.154</b>	29.998	35.709	32.596	19.851	303.2		
11	2'04.614 P	29.850	35.775	34.968	24.021	310.7	13	2'00.666 P	29.931	35.770	32.786	22.179	305.6		
<b>Run # 3</b> Front Tyre Slick-Medium Rear Tyre Slick-Hard						<b>Run # 3</b> Front Tyre Slick-Medium Rear Tyre Slick-Soft									
New Tyre New Tyre						New Tyre New Tyre									
12	7'57.294	32.224	36.778	33.000	19.699	14	7'00.009	34.620	36.393	32.597	19.763				
13	<b>1'56.389</b>	29.582	35.223	32.051	19.533	310.7	15	<b>1'56.480</b>	29.612	35.142	32.231	19.495	306.5		
14	<b>1'56.218</b>	29.533	35.149	32.108	19.428	311.5	16	<b>1'57.107</b>	29.751	35.254	32.437	19.665	306.8		
15	<b>1'58.719</b>	29.436	35.219	34.256	19.808	310.7	17	<b>1'56.671</b>	29.685	35.209	32.243	19.534	305.9		
16	<b>2'03.754</b>	29.701	35.303	35.397	23.353	311.2	<b>8th</b>								
<b>6th</b>						<b>53</b>									
<b>25</b>						<b>Tito RABAT</b>									
Movistar Yamaha MotoGP						DUCATI SPA									
Runs=3 Total laps=17 Full laps=12						Runs=4 Total laps=18 Full laps=11									
<b>Run # 1</b> Front Tyre Slick-Hard Rear Tyre Slick-Hard						<b>Run # 1</b> Front Tyre Slick-Medium Rear Tyre Slick-Medium									
New Tyre New Tyre						New Tyre New Tyre									
1	2'52.429	33.317	37.561	33.253	20.141	1	2'15.784	31.389	37.144	33.429	19.908				
2	<b>1'58.430</b>	30.144	35.915	32.699	19.672	309.3	2	<b>1'58.430</b>	30.144	35.915	32.699	19.672	309.3		
3	<b>1'57.760</b>	30.065	35.671	32.402	19.622	306.8	3	<b>1'57.760</b>	30.065	35.671	32.402	19.622	306.8		

**Fastest Lap:** Dani PEDROSA Repsol Honda Team SPA **1'55.976** 29.394 35.072 32.091 19.419

These data/results cannot be reproduced, stored and/or transmitted in whole or in part by any manner of electronic, mechanical, photocopying, recording, broadcasting or otherwise now known or herein after developed without the previous express consent by the copyright owner, except for reproduction in daily press and regular printed publications on sale to the public within 60 days of the event related to those data/results and always provided that copyright symbol appears together as follows below.  
© DORNA, 2018

Official MotoGP Timing by TISSOT  
www.motogp.com

Brno, Friday, August 03, 2018

Page 2 of 7



# Free Practice Nr. 2

MotoGP

Lap	Lap Time	T1	T2	T3	T4	Speed	Lap	Lap Time	T1	T2	T3	T4	Speed
4	1'57.449	29.977	35.452	32.413	19.607	309.8	4	1'56.635	29.759	35.151	32.260	19.465	308.9
5	1'57.548	29.803	35.515	32.559	19.671	308.3	5	1'56.993	29.756	35.200	32.510	19.527	308.6
6	2'00.668 P	29.956	35.524	32.496	22.692	309.5	6	2'01.255 P	30.480	36.173	33.135	21.467	303.5
<b>Run # 2</b>	<b>Front Tyre Slick-Medium</b>	<b>Rear Tyre Slick-Medium</b>											
	6 Laps at start		6 Laps at start										
7	7'13.197	31.067	36.549	32.638	19.813		7	5'14.289	33.233	36.826	33.559	19.896	
8	1'57.786	30.006	35.700	32.448	19.632	307.1	8	1'57.659	30.077	35.394	32.572	19.616	303.0
9	1'57.501	29.792	35.643	32.440	19.626	307.2	9	1'57.046	29.801	35.381	32.276	19.588	307.6
10	1'58.029	29.987	35.757	32.616	19.669	309.8	10	2'00.054	30.514	36.702	32.945	19.893	307.6
11	2'04.230 P	29.999	37.361	34.033	22.837	307.8	11	1'57.169	29.800	35.301	32.401	19.667	309.0
<b>Run # 3</b>	<b>Front Tyre Slick-Hard</b>	<b>Rear Tyre Slick-Hard</b>											
	New Tyre		New Tyre										
12	5'08.154	33.237	36.267	32.579	19.772		<b>Run # 3</b>	<b>Front Tyre Slick-Hard</b>	<b>Rear Tyre Slick-Hard</b>				
13	1'57.415	29.794	35.692	32.487	19.442	310.2		13 Laps at start		13 Laps at start			
14	1'57.471	29.850	35.459	32.485	19.677	309.4	14	8'26.821	35.678	36.759	33.500	20.009	
15	1'56.921	29.886	35.437	32.194	19.404	310.1	15	1'57.881	30.073	35.661	32.523	19.624	306.2
16	2'01.017 P	29.789	35.529	32.506	23.193	310.8	16	1'57.571	29.898	35.524	32.513	19.636	308.3
<b>Run # 4</b>	<b>Front Tyre Slick-Hard</b>	<b>Rear Tyre Slick-Soft</b>											
	5 Laps at start		New Tyre										
17	3'30.400	30.449	36.941	34.811	20.072		17	1'57.341	29.715	35.479	32.507	19.640	309.6
18	1'56.521	29.611	35.285	32.205	19.420	313.0	18	1'57.092	29.710	35.356	32.412	19.614	308.8

**9th 5 Johann ZARCO** YAMAHA FRA  
 Monster Yamaha Tech 3  
 Runs=3 Total laps=16 Full laps=11

Run #	Front Tyre	Slick-Medium	Rear Tyre	Slick-Medium	Speed	
<b>8 Laps at start</b>					<b>3 Laps at start</b>	
1	2'22.102	33.209	37.277	33.183	19.825	
2	2'04.343	30.177	35.730	32.699	25.737	300.1
3	2'01.122	31.950	36.523	32.699	19.950	270.6
4	2'02.636 P	30.269	35.816	32.891	23.660	304.4
<b>Run # 2</b>	<b>Front Tyre Slick-Hard</b>	<b>Rear Tyre Slick-Medium</b>				
	New Tyre		7 Laps at start			
5	9'11.388	32.834	37.397	33.213	20.101	
6	1'58.630	30.298	35.799	32.653	19.880	305.6
7	1'58.093	30.033	35.655	32.787	19.618	305.2
8	1'58.039	30.030	35.621	32.607	19.781	305.2
9	1'58.236	30.143	35.755	32.605	19.733	304.9
10	1'58.526	30.106	35.958	32.710	19.752	303.9
11	1'57.957	30.002	35.650	32.531	19.774	305.6
12	2'06.906 P	31.205	38.142	33.433	24.126	293.6
<b>Run # 3</b>	<b>Front Tyre Slick-Medium</b>	<b>Rear Tyre Slick-Soft</b>				
	New Tyre		New Tyre			
13	8'53.759	36.834	36.843	32.747	19.681	
14	1'56.562	29.650	35.249	32.283	19.380	307.0
15	1'56.535	29.559	35.329	32.160	19.487	307.4
16	1'58.877	30.168	36.088	32.872	19.749	306.2

**10th 93 Marc MARQUEZ** HONDA SPA  
 Repsol Honda Team  
 Runs=3 Total laps=18 Full laps=13

Run #	Front Tyre	Slick-Hard	Rear Tyre	Slick-Hard	Speed	
<b>New Tyre</b>					<b>New Tyre</b>	
1	2'06.071	32.340	36.672	33.284	19.984	
2	1'57.540	29.952	35.398	32.500	19.690	308.7
3	1'57.213	29.878	35.458	32.361	19.516	307.6

**11th 29 Andrea IANNONE** SUZUKI ITA  
 Team SUZUKI ECSTAR  
 Runs=4 Total laps=18 Full laps=11

Run #	Front Tyre	Slick-Hard	Rear Tyre	Slick-Medium	Speed	
<b>New Tyre</b>					<b>New Tyre</b>	
1	2'28.805	35.249	38.477	34.265	20.354	
2	2'07.468	30.851	37.097	39.430	20.090	287.2
3	1'57.737	30.064	35.574	32.422	19.677	304.5
4	1'57.356	29.965	35.556	32.253	19.582	306.0
5	1'57.304	29.876	35.335	32.436	19.657	305.0
6	2'05.651 P	30.009	36.578	34.495	24.569	292.5
<b>Run # 2</b>	<b>Front Tyre Slick-Hard</b>	<b>Rear Tyre Slick-Medium</b>				
	6 Laps at start		6 Laps at start			
7	4'38.003	32.052	36.633	32.921	19.660	
8	1'57.683	30.072	35.540	32.421	19.650	299.1
9	1'58.612	30.194	35.939	32.559	19.920	303.4
10	2'10.193 P	35.322	37.649	34.413	22.809	299.0
<b>Run # 3</b>	<b>Front Tyre Slick-Hard</b>	<b>Rear Tyre Slick-Hard</b>				
	10 Laps at start		New Tyre			
11	5'00.093	35.883	37.442	37.151	20.346	
12	1'57.580	29.955	35.449	32.564	19.612	303.7
13	1'57.392	29.771	35.534	32.387	19.700	305.7
14	1'59.668 P	29.806	35.609	32.368	21.885	304.9
<b>Run # 4</b>	<b>Front Tyre Slick-Hard</b>	<b>Rear Tyre Slick-Hard</b>				
	14 Laps at start		4 Laps at start			
15	5'41.088	36.417	37.088	44.900	23.618	
16	1'56.817	29.776	35.334	32.188	19.519	305.4
17	1'56.644	29.566	35.293	32.279	19.506	305.1
18	2'27.768	30.655	38.641	50.803	27.669	303.7

**12th 42 Alex RINS** SUZUKI SPA  
 Team SUZUKI ECSTAR  
 Runs=4 Total laps=19 Full laps=12

Run #	Front Tyre	Slick-Hard	Rear Tyre	Slick-Medium	Speed
<b>New Tyre</b>					<b>New Tyre</b>
1	2'37.089	33.330	37.511	33.098	19.853

**Fastest Lap:** Dani PEDROSA Repsol Honda Team SPA 1'55.976 29.394 35.072 32.091 19.419

These data/results cannot be reproduced, stored and/or transmitted in whole or in part by any manner of electronic, mechanical, photocopying, recording, broadcasting or otherwise now known or herein after developed without the previous express consent by the copyright owner, except for reproduction in daily press and regular printed publications on sale to the public within 60 days of the event related to those data/results and always provided that copyright symbol appears together as follows below.  
 © DORNA, 2018



# Free Practice Nr. 2

MotoGP

Lap	Lap Time	T1	T2	T3	T4	Speed	Lap	Lap Time	T1	T2	T3	T4	Speed	
2	1'57.456	29.861	35.698	32.320	19.577	305.1	1	2'28.221	32.171	38.226	33.833	20.021		
3	1'57.347	29.915	35.504	32.359	19.569	304.4	2	2'02.593	30.202	39.544	33.011	19.836	308.2	
4	1'57.505	29.786	35.648	32.414	19.657	307.2	3	1'57.503	29.926	35.460	32.378	19.739	308.6	
5	1'57.590	29.894	35.551	32.475	19.670	304.0	4	1'57.543 *	29.844*	35.517	32.623	19.559	311.6	
6	1'58.211	30.118	35.876	32.526	19.691	304.0	5	1'57.325	29.880	35.253	32.412	19.780	308.7	
7	2'06.445 P	32.476	36.768	33.447	23.754	303.3	6	2'00.318	29.848	35.483	34.656	20.331	308.5	
<b>Run # 2</b>		<b>Front Tyre</b>	<b>Slick-Hard</b>	<b>Rear Tyre</b>	<b>Slick-Medium</b>		7	1'57.014	29.735	35.269	32.406	19.604	309.1	
		7 Laps at start		7 Laps at start			8	2'04.765 P	31.424	37.219	34.353	21.769	307.0	
8	5'49.560	36.746	40.391	34.199	20.257		<b>Run # 2</b>		<b>Front Tyre</b>	<b>Slick-Hard</b>	<b>Rear Tyre</b>	<b>Slick-Hard</b>		
9	1'58.193	29.948	35.895	32.464	19.886	303.6			8 Laps at start		8 Laps at start			
10	1'57.967	30.010	35.730	32.568	19.659	303.8	9	9'32.363	31.760	38.606	37.877	19.715		
11	1'58.141	29.897	35.751	32.773	19.720	303.8	10	1'58.308	29.844	35.511	32.633	20.320	310.2	
12	2'05.295 P	29.927	36.720	34.366	24.282	304.9	11	1'57.600	29.875	35.366	32.717	19.642	310.6	
<b>Run # 3</b>		<b>Front Tyre</b>	<b>Slick-Medium</b>	<b>Rear Tyre</b>	<b>Slick-Hard</b>		12	1'57.276	29.814	35.448	32.429	19.585	311.5	
		New Tyre		New Tyre			13	2'00.872	30.891	36.901	33.381	19.699	310.0	
13	4'41.106	35.719	37.717	33.773	20.443		14	1'58.487 P	29.810	35.538	32.458	20.681	309.4	
14	1'57.350	29.821	35.610	32.430	19.489	307.0	<b>Run # 3</b>		<b>Front Tyre</b>	<b>Slick-Hard</b>	<b>Rear Tyre</b>	<b>Slick-Hard</b>		
15	1'56.944	29.732	35.437	32.302	19.473	306.9			14 Laps at start		14 Laps at start			
16	2'01.724 P	30.032	35.619	32.411	23.662	306.8	15	5'33.160	30.953	37.870	34.682	20.008		
<b>Run # 4</b>		<b>Front Tyre</b>	<b>Slick-Medium</b>	<b>Rear Tyre</b>	<b>Slick-Soft</b>		16	2'03.063	32.704	38.245	32.437	19.677	305.9	
		4 Laps at start		New Tyre			17	1'57.063	29.682	35.426	32.390	19.565	311.5	
17	3'32.420	33.769	41.519	32.617	19.737		<b>15th 99 Jorge LORENZO</b>						DUCATI	SPA
18	1'57.220	29.611	35.629	32.347	19.633	308.7	Ducati Team							
19	1'56.661	29.683	35.364	32.136	19.478	309.3	Runs=3 Total laps=18 Full laps=13							
<b>13th 43 Jack MILLER</b>		DUCATI		AUS			<b>Run # 1</b>		<b>Front Tyre</b>	<b>Slick-Soft</b>	<b>Rear Tyre</b>	<b>Slick-Soft</b>		
		Alma Pramac Racing							New Tyre		New Tyre			
		Runs=3 Total laps=16 Full laps=11					1	2'03.374	31.718	36.145	32.435	19.567		
<b>Run # 1</b>		<b>Front Tyre</b>	<b>Slick-Medium</b>	<b>Rear Tyre</b>	<b>Slick-Hard</b>		2	1'57.486	29.771	35.663	32.371	19.681	308.2	
		9 Laps at start		4 Laps at start			3	1'57.977	29.935	35.981	32.474	19.587	307.1	
1	2'17.220	31.990	37.242	33.392	19.902		4	1'57.825	29.940	35.850	32.477	19.558	306.4	
2	1'59.359	30.458	36.348	32.680	19.873	297.9	5	1'57.710	29.904	35.696	32.549	19.561	306.9	
3	1'58.491	30.225	35.809	32.652	19.805	293.6	6	2'02.902 P	31.012	36.410	32.824	22.656	306.7	
4	1'57.570	29.994	35.508	32.490	19.578	307.6	<b>Run # 2</b>		<b>Front Tyre</b>	<b>Slick-Soft</b>	<b>Rear Tyre</b>	<b>Slick-Soft</b>		
5	1'57.940	29.987	35.664	32.607	19.682	306.5			6 Laps at start		6 Laps at start			
6	2'20.371 P	32.447	43.998	37.667	26.259	305.3	7	7'44.192	32.992	36.032	32.564	19.615		
<b>Run # 2</b>		<b>Front Tyre</b>	<b>Slick-Hard</b>	<b>Rear Tyre</b>	<b>Slick-Hard</b>		8	1'57.983	29.867	35.917	32.539	19.660	308.5	
		New Tyre		10 Laps at start			9	1'58.161	29.987	35.879	32.754	19.541	310.6	
7	8'54.799	34.691	42.409	33.275	19.773		10	2'04.521 P	30.406	36.376	34.833	22.906	302.1	
8	1'59.696	30.469	36.446	32.951	19.830	304.7	<b>Run # 3</b>		<b>Front Tyre</b>	<b>Slick-Hard</b>	<b>Rear Tyre</b>	<b>Slick-Medium</b>		
9	1'58.578	30.201	35.817	32.870	19.690	304.4			New Tyre		New Tyre			
10	1'58.418	30.150	35.812	32.752	19.704	303.7	11	7'19.223	30.623	35.894	32.582	19.684		
11	2'10.490 P	32.265	37.683	34.853	25.689	303.8	12	1'57.205	29.633	35.673	32.427	19.472	309.2	
<b>Run # 3</b>		<b>Front Tyre</b>	<b>Slick-Medium</b>	<b>Rear Tyre</b>	<b>Slick-Soft</b>		13	1'57.429	29.796	35.676	32.307	19.650	309.7	
		New Tyre		New Tyre			14	1'57.434	29.898	35.667	32.414	19.455	309.4	
12	8'54.528	36.216	39.635	32.813	19.599		15	1'57.414	29.786	35.672	32.398	19.558	310.3	
13	1'56.920	29.815	35.340	32.156	19.609	305.7	16	1'57.209	29.675	35.551	32.410	19.573	310.8	
14	1'57.237	29.728	35.512	32.370	19.627	307.7	17	2'02.408	33.680	36.554	32.551	19.623	299.6	
15	2'06.927	31.338	43.683	32.306	19.600	305.3	18	1'57.337	29.753	35.581	32.390	19.613	309.6	
16	1'56.915	29.826	35.271	32.283	19.535	309.9	<b>16th 41 Aleix ESPARGARO</b>						APRILIA	SPA
<b>14th 35 Cal CRUTCHLOW</b>		HONDA		GBR			Aprilia Racing Team Gresini							
		LCR Honda CASTROL					Runs=3 Total laps=15 Full laps=9							
		Runs=3 Total laps=17 Full laps=11					<b>Run # 1</b>		<b>Front Tyre</b>	<b>Slick-Hard</b>	<b>Rear Tyre</b>	<b>Slick-Medium</b>		
		New Tyre		New Tyre					New Tyre		New Tyre			
<b>Run # 1</b>	<b>Front Tyre</b>	<b>Slick-Hard</b>	<b>Rear Tyre</b>	<b>Slick-Hard</b>		1	2'21.960	33.348	37.368	33.164	19.915			

**Fastest Lap:** Dani PEDROSA Repsol Honda Team SPA 1'55.976 29.394 35.072 32.091 19.419

These data/results cannot be reproduced, stored and/or transmitted in whole or in part by any manner of electronic, mechanical, photocopying, recording, broadcasting or otherwise now known or herein after developed without the previous express consent by the copyright owner, except for reproduction in daily press and regular printed publications on sale to the public within 60 days of the event related to those data/results and always provided that copyright symbol appears together as follows below.  
© DORNA, 2018

Official MotoGP Timing by TISSOT  
www.motogp.com

Brno, Friday, August 03, 2018



## Free Practice Nr. 2

MotoGP

Lap	Lap Time	T1	T2	T3	T4	Speed	Lap	Lap Time	T1	T2	T3	T4	Speed
2	1'58.850	30.454	35.934	32.475	19.987	302.6	Run # 2	Front Tyre Slick-Hard	Rear Tyre Slick-Medium				
3	1'59.391	30.116	35.870	33.400	20.005	304.3	6 Laps at start						7 Laps at start
4	1'57.762	30.006	35.635	32.465	19.656	307.7	7	7'08.860	33.395	37.208	35.051	19.888	
5	1'57.772	29.806	35.671	32.586	19.709	305.8	8	2'04.644	30.299	36.081	37.071	21.193	307.0
6	2'10.369 P	31.964	38.013	34.181	26.211	303.8	9	1'58.974	30.119	36.175	32.948	19.732	308.2
Run # 2	Front Tyre Slick-Hard	Rear Tyre Slick-Medium											
6 Laps at start						6 Laps at start							
7	9'11.408	35.104	38.296	33.517	19.709		10	1'58.571	30.291	35.842	32.825	19.613	303.3
8	1'59.667	30.133	35.834	33.756	19.944	304.9	11	2'04.370 P	30.102	37.369	33.290	23.609	302.0
9	1'58.322	30.073	35.643	32.806	19.800	305.8	Run # 3	Front Tyre Slick-Hard	Rear Tyre Slick-Hard				
10	1'58.196	30.056	35.673	32.703	19.764	304.7	11 Laps at start						New Tyre
11	2'11.458 P	32.530	38.573	35.430	24.925	299.9	12	7'07.587	33.151	37.197	34.301	19.721	
Run # 3	Front Tyre Slick-Hard	Rear Tyre Slick-Soft											
New Tyre						New Tyre							
12	9'21.133	30.861	36.097	32.524	19.700		13	1'57.954	29.950	35.797	32.568	19.639	307.1
13	1'57.582	29.842	35.530	32.411	19.799	307.0	14	1'57.772	29.836	35.576	32.575	19.785	308.8
14	1'57.417	29.775	35.500	32.474	19.668	304.9	15	1'57.780	29.865	35.654	32.640	19.621	310.2
15	2'13.951 P	33.006	39.292	35.415	26.238	279.3	16	1'57.479	29.769	35.600	32.504	19.606	309.8
							17	1'57.567	29.795	35.634	32.523	19.615	308.8
							18	1'58.193	29.987	35.637	32.669	19.900	309.5

**17th 44** **Po ESPARGARO** KTM SPA  
Red Bull KTM Factory Racing  
Runs=3 Total laps=15 Full laps=10

Run #	1	Front Tyre	Slick-Medium	Rear Tyre	Slick-Medium	Speed
5 Laps at start						
1	2'17.068	33.905	39.040	34.885	19.953	
2	1'59.347	30.417	36.068	32.867	19.995	303.7
3	1'58.739	30.133	35.908	32.711	19.987	309.4
4	1'58.741	30.307	35.823	32.721	19.890	302.1
5	2'12.582 P	36.736	37.185	34.878	23.783	299.8
Run # 2	Front Tyre Slick-Hard	Rear Tyre Slick-Hard				
New Tyre						
6	7'52.189	33.350	37.804	33.942	20.393	
7	2'00.071	30.378	36.166	33.530	19.997	304.3
8	2'02.942	31.306	38.425	33.131	20.080	305.3
9	1'58.630	30.196	35.905	32.727	19.802	306.8
10	1'58.664	30.147	35.913	32.796	19.808	306.4
11	2'03.872 P	30.367	36.261	34.550	22.694	301.0
Run # 3	Front Tyre Slick-Medium	Rear Tyre Slick-Soft				
New Tyre						
12	11'32.566	36.231	36.689	42.349	25.732	
13	1'57.591	29.990	35.619	32.408	19.574	310.1
14	1'57.473	29.789	35.617	32.439	19.628	308.8
15	2'17.943	36.093	42.234	37.580	22.036	309.2

**18th 6** **Stefan BRADL** HONDA GER  
HRC Honda Team  
Runs=3 Total laps=18 Full laps=13

Run #	1	Front Tyre	Slick-Hard	Rear Tyre	Slick-Medium	Speed
11 Laps at start						
1	2'09.976	32.827	37.820	33.794	20.058	
2	1'59.656	30.327	36.284	33.053	19.992	308.1
3	1'58.865	30.239	35.994	32.876	19.756	307.1
4	1'58.527	30.106	35.721	32.959	19.741	308.3
5	1'58.513	30.049	35.784	32.861	19.819	308.0
6	2'07.646 P	32.856	36.676	34.246	23.868	308.0

**19th 21** **Franco MORBIDELLI** HONDA ITA  
EG 0,0 Marc VDS

Run #	1	Front Tyre	Slick-Hard	Rear Tyre	Slick-Hard	Speed
5 Laps at start						
1	2'10.908	32.431	37.098	33.261	20.087	
2	1'59.171	30.535	36.044	32.683	19.909	293.2
3	1'58.671	30.221	35.810	32.938	19.702	301.6
4	1'59.759	30.548	36.538	32.889	19.784	303.3
5	2'02.354 P	30.426	35.633	33.066	23.229	299.6
Run # 2	Front Tyre Slick-Hard	Rear Tyre Slick-Hard				
10 Laps at start						
6	7'43.203 *	32.259	36.566	32.880	19.883*	
7	2'01.577 P	30.524	35.922	32.900	22.231	302.7
Run # 3	Front Tyre Slick-Hard	Rear Tyre Slick-Hard				
12 Laps at start						
8	6'45.785	32.528	36.226	32.956	19.852	
9	1'58.636	30.226	35.760	32.729	19.921	304.5
10	2'04.273 P	30.258	37.333	34.369	22.313	302.1
Run # 4	Front Tyre Slick-Hard	Rear Tyre Slick-Soft				
New Tyre						
11	7'21.262	32.288	36.128	32.676	19.782	
12	1'57.645 *	29.968	35.601	32.445	19.631*	306.1
13	1'57.461 *	29.880	35.470	32.441	19.670*	305.4
14	1'57.498	29.909	35.442	32.445	19.702	302.5
15	2'22.427	42.255	43.196	35.581	21.395	276.1

**20th 38** **Bradley SMITH** KTM GBR  
Red Bull KTM Factory Racing  
Runs=3 Total laps=16 Full laps=9

Run #	1	Front Tyre	Slick-Medium	Rear Tyre	Slick-Medium	Speed
3 Laps at start						
1	2'23.467	35.798	38.615	33.480	20.006	
2	1'59.056	30.526	35.916	32.802	19.812	293.5
3	1'58.706	30.266	35.843	32.976	19.621	290.3
4	1'58.697	30.072	35.935	32.928	19.762	304.2
5	1'58.496 *	30.225	35.774	32.670	19.827*	298.4
6	2'07.197 P	32.977	38.515	33.938	21.767	287.6

**Fastest Lap:** Dani PEDROSA Repsol Honda Team SPA 1'55.976 29.394 35.072 32.091 19.419

These data/results cannot be reproduced, stored and/or transmitted in whole or in part by any manner of electronic, mechanical, photocopying, recording, broadcasting or otherwise now known or herein after developed without the previous express consent by the copyright owner, except for reproduction in daily press and regular printed publications on sale to the public within 60 days of the event related to those data/results and always provided that copyright symbol appears together as follows below.  
© DORNA, 2018





# Free Practice Nr. 2

MotoGP

Lap	Lap Time	T1	T2	T3	T4	Speed	Lap	Lap Time	T1	T2	T3	T4	Speed				
<b>Run # 2</b>	Front Tyre Slick-Medium		Rear Tyre Slick-Medium				<b>Run # 2</b>	Front Tyre Slick-Hard		Rear Tyre Slick-Hard							
9 Laps at start						6 Laps at start						11 Laps at start					
7	6'40.277	32.521	37.187	33.094	19.890		7	8'38.562	37.031	40.807	33.710	20.216					
8	<b>1'58.738</b>	30.478	35.865	32.709	19.686	304.4	8	<b>1'59.373</b>	30.190	36.158	32.856	20.169	300.5				
9	<b>1'58.554</b>	30.316	35.778	32.722	19.738	304.9	9	<b>1'59.038</b>	30.239	36.022	32.834	19.943	302.6				
10	<b>1'58.803</b>	30.302	35.927	32.771	19.803	304.9	10	<b>1'58.791</b>	30.194	35.837	32.818	19.942	302.5				
11	<b>1'58.490</b>	30.132	35.735	32.830	19.793	300.3	11	<b>1'58.858</b>	30.262	35.924	32.774	19.898	302.6				
12	2'07.501 P	33.546	37.275	34.513	22.167	294.0	12	2'14.885 P	34.432	40.085	35.910	24.458	302.2				
<b>Run # 3</b>	Front Tyre Slick-Medium		Rear Tyre Slick-Soft				<b>Run # 3</b>	Front Tyre Slick-Hard		Rear Tyre Slick-Soft							
New Tyre						New Tyre						17 Laps at start					
13	9'47.456	34.438	36.420	32.861	19.679		13	8'17.753	35.705	37.579	34.527	20.050					
14	<b>1'57.506</b>	<b>29.984</b>	<b>35.376</b>	32.570	19.576	307.6	14	<b>1'58.029</b>	30.000	<b>35.548</b>	<b>32.576</b>	19.905	303.8				
15	<b>2'04.519</b>	35.370	37.153	<b>32.437</b>	<b>19.559</b>	<b>308.9</b>	15	<b>1'57.729</b>	<b>29.834</b>	35.637	32.577	<b>19.681</b>	<b>304.8</b>				
	unfinished	32.528				307.6	16	<b>1'58.574</b>	30.033	35.832	32.771	19.938	304.3				

**21st 30 Takaaki NAKAGAMI** HONDA JPN  
LCR Honda IDEMITSU

Runs=4 Total laps=18 Full laps=9

Run #	Front Tyre	Slick-Hard	Rear Tyre	Slick-Hard	Speed	
New Tyre						
1	2'26.253	36.912	39.549	33.843	22.135	
2	2'06.417 P	31.319	37.334	33.457	24.307 297.6	
<b>Run # 2</b>	Front Tyre Slick-Hard		Rear Tyre Slick-Hard			
2 Laps at start						
3	3'34.701	34.532	36.823	36.011	19.835	
4	<b>1'58.231</b>	30.201	35.738	32.580	19.712 304.0	
5	<b>2'09.094</b>	30.575	41.654	37.105	19.760 295.9	
6	1'58.324 *	30.105	35.899	32.580	19.740* 305.8	
7	1'57.998 *	30.021	35.646	32.592	19.739* 301.5	
8	2'09.892 P	32.658	38.370	34.548	24.316 298.6	
<b>Run # 3</b>	Front Tyre Slick-Hard		Rear Tyre Slick-Hard			
New Tyre						
8 Laps at start						
9	5'49.362	34.071	37.471	33.507	19.825	
10	<b>1'58.825</b>	30.128	35.858	32.653	20.186 302.6	
11	<b>1'59.380</b>	30.746	35.652	32.497	20.485 301.8	
12	<b>1'57.666</b>	29.939	<b>35.513</b>	32.531	19.683 302.6	
13	<b>2'09.102</b>	<b>29.864</b>	35.558	39.824	23.856 303.3	
14	<b>1'58.299</b>	30.015	35.705	32.775	19.804 305.1	
15	2'08.919 P	33.793	38.063	33.859	23.204 295.0	
<b>Run # 4</b>	Front Tyre Slick-Hard		Rear Tyre Slick-Soft			
New Tyre						
7 Laps at start						
16	5'01.109	35.595	38.580	34.688	19.734	
17	<b>1'59.810</b>	31.009	36.703	<b>32.429</b>	<b>19.669</b> 305.8	
18	<b>1'57.647</b>	29.904	35.594	32.451	19.698 <b>306.9</b>	

**22nd 12 Thomas LUTHI** HONDA SWI  
EG 0,0 Marc VDS

Runs=3 Total laps=16 Full laps=11

Run #	Front Tyre	Slick-Hard	Rear Tyre	Slick-Hard	Speed
5 Laps at start					
1	2'16.372	34.702	38.515	33.504	20.013
2	<b>1'59.280</b>	30.430	35.995	32.874	19.981 291.3
3	<b>1'58.599</b>	30.202	35.919	32.680	19.798 296.9
4	<b>2'04.891</b>	32.607	37.038	35.275	19.971 303.9
5	<b>1'59.233</b>	30.324	36.008	32.967	19.934 303.5
6	2'14.425 P	37.125	40.206	34.122	22.972 303.0

**23rd 45 Scott REDDING** APRILIA GBR  
Aprilia Racing Team Gresini

Runs=4 Total laps=13 Full laps=6

Run #	Front Tyre	Slick-Hard	Rear Tyre	Slick-Hard	Speed	
New Tyre						
1	2'06.701	31.936	36.716	33.003	19.897	
2	<b>1'58.709</b>	30.228	35.827	32.762	19.892 303.0	
3	<b>1'58.197</b>	30.238	35.701	32.507	19.751 301.0	
4	<b>1'58.161</b>	30.224	<b>35.547</b>	32.619	19.771 302.7	
5	<b>2'11.434</b>	32.865	42.264	34.582	21.723 300.1	
6	2'01.634 P	30.124	35.899	32.807	22.804 302.1	
<b>Run # 2</b>	Front Tyre Slick-Hard		Rear Tyre Slick-Medium			
New Tyre						
6 Laps at start						
7	9'47.501	35.936	36.887	32.875	19.798	
8	2'01.316 P	30.155	35.620	32.796	22.745 <b>303.7</b>	
<b>Run # 3</b>	Front Tyre Slick-Hard		Rear Tyre Slick-Medium			
New Tyre						
8 Laps at start						
9	6'11.805	32.860	37.687	32.669	19.915	
10	<b>1'58.386</b>	<b>30.101</b>	35.782	32.659	19.844 303.2	
11	2'06.432 P	30.124	35.779	37.190	23.339 302.2	
<b>Run # 4</b>	Front Tyre Slick-Medium		Rear Tyre Slick-Soft			
New Tyre						
New Tyre						
12	9'02.630	32.177	36.772	47.488	23.525	
13	<b>1'57.941</b>	30.107	35.661	<b>32.490</b>	<b>19.683</b> 301.5	

**24th 17 Karel ABRAHAM** DUCATI CZE  
Angel Nieto Team

Runs=3 Total laps=17 Full laps=12

Run #	Front Tyre	Slick-Medium	Rear Tyre	Slick-Soft	Speed	
2 Laps at start						
1	2'11.359	32.961	38.066	33.746	20.050	
2	<b>1'59.349</b>	30.498	36.294	32.801	19.756 294.5	
3	<b>1'58.505</b>	30.265	35.851	32.657	19.732 304.9	
4	<b>1'59.859</b>	30.152	36.707	32.981	20.019 307.1	
5	<b>1'58.775</b>	30.348	35.880	32.782	19.765 302.2	
6	<b>1'59.054</b>	30.219	36.131	32.872	19.832 304.6	
7	2'05.818 P	31.297	37.476	34.007	23.038 299.9	
<b>Run # 2</b>	Front Tyre Slick-Hard		Rear Tyre Slick-Hard			
New Tyre						
New Tyre						
8	9'26.196	34.898	42.864	33.038	19.797	
9	<b>2'01.177</b>	30.042	35.876	33.965	21.294 308.3	

**Fastest Lap:** Dani PEDROSA Repsol Honda Team SPA **1'55.976** 29.394 35.072 32.091 19.419

These data/results cannot be reproduced, stored and/or transmitted in whole or in part by any manner of electronic, mechanical, photocopying, recording, broadcasting or otherwise now known or herein after developed without the previous express consent by the copyright owner, except for reproduction in daily press and regular printed publications on sale to the public within 60 days of the event related to those data/results and always provided that copyright symbol appears together as follows below.  
© DORNA, 2018



## Free Practice Nr. 2

MotoGP

Lap	Lap Time	T1	T2	T3	T4	Speed	Lap	Lap Time	T1	T2	T3	T4	Speed	
10	2'00.280	30.147	36.215	34.090	19.828	305.7	13	2'10.929 P	32.745	37.980	34.714	25.490	299.5	
11	2'04.912	31.633	37.015	34.953	21.311	306.0	<b>Run # 3</b>						<b>Front Tyre Slick-Medium</b>	<b>Rear Tyre Slick-Hard</b>
12	1'58.228	30.081	35.780	32.701	19.666	306.2							<b>18 Laps at start</b>	<b>8 Laps at start</b>
13	1'58.127	29.927	35.768	32.680	19.752	309.4	14	8'43.416	33.630	37.365	33.458	20.009		
14	2'05.509 P	31.172	37.912	34.029	22.396	303.9	15	1'59.225	30.117	35.987	33.078	20.043	304.4	
<b>Run # 3</b>						<b>Front Tyre Slick-Hard</b>	<b>Rear Tyre Slick-Medium</b>							
						<b>7 Laps at start</b>	<b>New Tyre</b>							
15	6'35.033	34.643	39.440	36.870	21.344		16	1'58.934	30.288	35.861	32.921	19.864	304.3	
16	2'04.107	30.278	41.018	32.950	19.861	301.5	17	1'58.767	30.186	35.851	32.872	19.858	305.1	
17	1'58.134	30.000	35.836	32.516	19.782	306.9								

**25th 10** **Xavier SIMEON** DUCATI BEL  
Reale Avintia Racing

Runs=3 Total laps=16 Full laps=11

Run #	1	Front Tyre	Slick-Medium	Rear Tyre	Slick-Medium	New Tyre	
1	2'16.907	33.110	37.549	33.742	19.924		
2	1'59.782	30.521	36.325	32.812	20.124	300.8	
3	1'59.078	30.442	36.037	32.827	19.772	285.2	
4	1'59.265	30.362	36.060	32.860	19.983	299.1	
5	2'10.615 P	31.620	38.506	35.394	25.095	304.1	
<b>Run # 2</b>						<b>Front Tyre Slick-Medium</b>	<b>Rear Tyre Slick-Medium</b>
						<b>5 Laps at start</b>	<b>5 Laps at start</b>
6	8'43.675	35.944	38.099	33.189	19.960		
7	1'59.145	30.450	35.993	32.760	19.942	303.1	
8	1'59.320	30.285	36.239	32.842	19.954	304.4	
9	1'59.447	30.322	36.159	32.926	20.040	304.4	
10	2'08.736 P	32.770	37.941	34.057	23.968	304.1	
<b>Run # 3</b>						<b>Front Tyre Slick-Medium</b>	<b>Rear Tyre Slick-Hard</b>
						<b>10 Laps at start</b>	<b>New Tyre</b>
11	9'14.254	36.363	37.127	33.712	19.898		
12	1'58.786	30.334	36.010	32.689	19.753	305.6	
13	2'01.433	30.201	35.831	35.503	19.898	307.5	
14	1'58.686	30.138	35.879	32.915	19.754	306.2	
15	2'00.680	30.132	37.039	33.430	20.079	307.2	
16	1'58.453	30.059	35.818	32.721	19.855	308.0	

**26th 50** **Sylvain GUINTOLI** SUZUKI FRA  
Team SUZUKI ECSTAR

Runs=3 Total laps=17 Full laps=12

Run #	1	Front Tyre	Slick-Hard	Rear Tyre	Slick-Soft	New Tyre	3 Laps at start
1	2'22.560	33.937	38.624	34.354	22.089		
2	1'59.446	30.435	36.112	32.942	19.957	293.2	
3	1'58.995	30.346	35.917	32.857	19.875	303.7	
4	1'58.875	30.174	35.911	32.948	19.842	305.3	
5	2'10.080 P	33.689	37.070	34.113	25.208	307.5	
<b>Run # 2</b>						<b>Front Tyre Slick-Hard</b>	<b>Rear Tyre Slick-Hard</b>
						<b>5 Laps at start</b>	<b>New Tyre</b>
6	7'29.260	33.772	37.675	33.635	20.057		
7	1'59.205	30.496	35.993	32.861	19.855	301.8	
8	1'59.281	30.325	35.939	32.882	20.135	303.0	
9	1'58.617	30.312	35.764	32.741	19.800	303.5	
10	1'59.135	30.268	35.911	33.014	19.942	302.0	
11	1'58.863	30.194	35.771	32.992	19.906	302.9	
12	1'58.761	30.123	35.885	32.924	19.829	305.6	

**Fastest Lap:** Dani PEDROSA Repsol Honda Team SPA 1'55.976 29.394 35.072 32.091 19.419

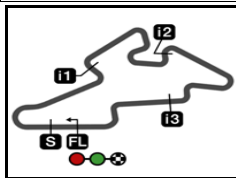
These data/results cannot be reproduced, stored and/or transmitted in whole or in part by any manner of electronic, mechanical, photocopying, recording, broadcasting or otherwise now known or herein after developed without the previous express consent by the copyright owner, except for reproduction in daily press and regular printed publications on sale to the public within 60 days of the event related to those data/results and always provided that copyright symbol appears together as follows below.  
© DORNA, 2018

Official MotoGP Timing by TISSOT  
www.motogp.com

Brno, Friday, August 03, 2018

Page 7 of 7





5403 m.

## MONSTER ENERGY GRAND PRIX ČESKÉ REPUBLIKY

## Free Practice Nr. 2

## Best Partial Times

IT Ideal Lap Time, sum of the best partial times


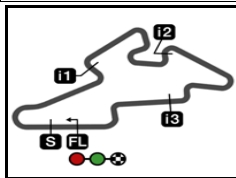
BT Best Lap Time

T1		T2		T3		T4				IT	BT	
Pos	Rider	Time	Rider	Time	Rider	Time	Rider	Time	Pos	Rider	IT	BT
1	D.PEDROSA	29.394	A.BAUTISTA	35.015	D.PEDROSA	32.042	J.ZARCO	19.380	1	D.PEDROSA	1'55.911	1'55.976 (1)
2	A.DOVIZIOSO	29.436	D.PEDROSA	35.072	A.DOVIZIOSO	32.051	H.SYHRIN	19.383	2	A.BAUTISTA	1'56.036	1'56.144 (3)
3	D.PETRUCCI	29.458	D.PETRUCCI	35.078	A.BAUTISTA	32.070	D.PEDROSA	19.403	3	A.DOVIZIOSO	1'56.064	1'56.218 (5)
4	M.VIÑALES	29.501	H.SYHRIN	35.123	H.SYHRIN	32.073	T.RABAT	19.404	4	D.PETRUCCI	1'56.099	1'56.099 (2)
5	A.BAUTISTA	29.522	V.ROSSI	35.142	D.PETRUCCI	32.081	M.VIÑALES	19.421	5	H.SYHRIN	1'56.126	1'56.200 (4)
6	H.SYHRIN	29.547	A.DOVIZIOSO	35.149	M.VIÑALES	32.132	A.DOVIZIOSO	19.428	6	M.VIÑALES	1'56.340	1'56.392 (6)
7	J.ZARCO	29.559	M.MARQUEZ	35.151	A.RINS	32.136	A.BAUTISTA	19.429	7	J.ZARCO	1'56.348	1'56.535 (9)
8	A.IANNONE	29.566	J.ZARCO	35.249	J.MILLER	32.156	J.LORENZO	19.455	8	V.ROSSI	1'56.480	1'56.480 (7)
9	A.RINS	29.611	C.CRUTCHLOW	35.253	J.ZARCO	32.160	M.MARQUEZ	19.465	9	T.RABAT	1'56.494	1'56.521 (8)
10	T.RABAT	29.611	J.MILLER	35.271	A.IANNONE	32.188	A.RINS	19.473	10	A.IANNONE	1'56.553	1'56.644 (11)
11	V.ROSSI	29.612	T.RABAT	35.285	T.RABAT	32.194	D.PETRUCCI	19.482	11	A.RINS	1'56.584	1'56.661 (12)
12	J.LORENZO	29.633	M.VIÑALES	35.286	V.ROSSI	32.231	V.ROSSI	19.495	12	M.MARQUEZ	1'56.586	1'56.635 (10)
13	C.CRUTCHLOW	29.682	A.IANNONE	35.293	M.MARQUEZ	32.260	A.IANNONE	19.506	13	J.MILLER	1'56.690	1'56.915 (13)
14	M.MARQUEZ	29.710	A.RINS	35.364	J.LORENZO	32.307	J.MILLER	19.535	14	C.CRUTCHLO	1'56.872	1'57.014 (14)
15	J.MILLER	29.728	B.SMITH	35.376	C.CRUTCHLOW	32.378	C.CRUTCHLOW	19.559	15	J.LORENZO	1'56.946	1'57.205 (15)
16	S.BRADL	29.769	F.MORBIDELLI	35.442	P.ESPARGARO	32.408	B.SMITH	19.559	16	A.ESPARGAR	1'57.342	1'57.417 (16)
17	A.ESPARGARO	29.775	A.ESPARGARO	35.500	A.ESPARGARO	32.411	P.ESPARGARO	19.574	17	B.SMITH	1'57.356	1'57.506 (20)
18	P.ESPARGARO	29.789	T.NAKAGAMI	35.513	T.NAKAGAMI	32.429	S.BRADL	19.606	18	P.ESPARGAR	1'57.388	1'57.473 (17)
19	T.LUTHI	29.834	S.REDDING	35.547	B.SMITH	32.437	A.ESPARGARO	19.656	19	S.BRADL	1'57.455	1'57.479 (18)
20	T.NAKAGAMI	29.864	T.LUTHI	35.548	F.MORBIDELLI	32.441	K.ABRAHAM	19.666	20	F.MORBIDELLI	1'57.465	1'57.498 (19)
21	F.MORBIDELLI	29.880	J.LORENZO	35.551	S.REDDING	32.490	T.NAKAGAMI	19.669	21	T.NAKAGAMI	1'57.475	1'57.647 (21)
22	K.ABRAHAM	29.927	S.BRADL	35.576	S.BRADL	32.504	T.LUTHI	19.681	22	T.LUTHI	1'57.639	1'57.729 (22)
23	B.SMITH	29.984	P.ESPARGARO	35.617	K.ABRAHAM	32.516	S.REDDING	19.683	23	S.REDDING	1'57.821	1'57.941 (23)
24	X.SIMEON	30.059	S.GUINTOLI	35.764	T.LUTHI	32.576	F.MORBIDELLI	19.702	24	K.ABRAHAM	1'57.877	1'58.127 (24)

These data/results cannot be reproduced, stored and/or transmitted in whole or in part by any manner of electronic, mechanical, photocopying, recording, broadcasting or otherwise now known or herein after developed without the previous express consent by the copyright owner, except for reproduction in daily press and regular printed publications on sale to the public within 60 days of the event related to those data/results and always provided that copyright symbol appears together as follows below.  
© DORNA, 2018



Automotodrom Brno

Results and timing service provided by  TISSOT

5403 m.

## MONSTER ENERGY GRAND PRIX ČESKÉ REPUBLIKY

## Free Practice Nr. 2

## Best Partial Times

MotoGP™

*IT* Ideal Lap Time, sum of the best partial times*BT* Best Lap Time

<i>T1</i>		<i>T2</i>		<i>T3</i>		<i>T4</i>				<i>IT</i>	<i>BT</i>	
<i>Pos</i>	<i>Rider</i>	<i>Time</i>	<i>Rider</i>	<i>Time</i>	<i>Rider</i>	<i>Time</i>	<i>Rider</i>	<i>Time</i>	<i>Pos</i>	<i>Rider</i>		
25	S.REDDING	30.101	K.ABRAHAM	35.768	X.SIMEON	32.689	X.SIMEON	19.753	25	X.SIMEON	1'58.319	1'58.453 (25)
26	S.GUINTOLI	30.117	X.SIMEON	35.818	S.GUINTOLI	32.741	S.GUINTOLI	19.800	26	S.GUINTOLI	1'58.422	1'58.617 (26)

These data/results cannot be reproduced, stored and/or transmitted in whole or in part by any manner of electronic, mechanical, photocopying, recording, broadcasting or otherwise now known or herein after developed without the previous express consent by the copyright owner, except for reproduction in daily press and regular printed publications on sale to the public within 60 days of the event related to those data/results and always provided that copyright symbol appears together as follows below.


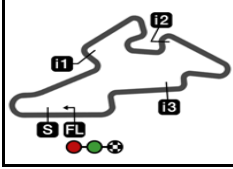
© DORNA, 2018

Official MotoGP Timing by TISSOT

[www.motogp.com](http://www.motogp.com)




Automotodrom Brno

Results and timing service provided by **MotoGP™**

5403 m.

**MONSTER ENERGY GRAND PRIX ČESKÉ REPUBLIKY****Free Practice Nr. 2****Fastest Laps Sequence**

<i>Practice Time</i>	 <i>Rider</i>	<i>Nation</i>	<i>Motorcycle</i>	<i>Time</i>	<i>Km/h</i>	<i>Rider's Lap</i>
<b>4'00.860</b>	99 <b>Jorge LORENZO</b>	SPA	DUCATI	<b>1'57.486</b>	165.5	2
<b>4'34.545</b>	42 <b>Alex RINS</b>	SPA	SUZUKI	<b>1'57.456</b>	165.6	2
<b>6'00.824</b>	93 <b>Marc MARQUEZ</b>	SPA	HONDA	<b>1'57.213</b>	165.9	3
<b>7'31.648</b>	26 <b>Dani PEDROSA</b>	SPA	HONDA	<b>1'57.084</b>	166.1	3
<b>7'57.459</b>	93 <b>Marc MARQUEZ</b>	SPA	HONDA	<b>1'56.635</b>	166.7	4
<b>39'53.500</b>	4 <b>Andrea DOVIZIOSO</b>	ITA	DUCATI	<b>1'56.389</b>	167.1	13
<b>41'00.773</b>	26 <b>Dani PEDROSA</b>	SPA	HONDA	<b>1'56.089</b>	167.5	15
<b>42'56.749</b>	26 <b>Dani PEDROSA</b>	SPA	HONDA	<b>1'55.976</b>	167.7	16

These data/results cannot be reproduced, stored and/or transmitted in whole or in part by any manner of electronic, mechanical, photocopying, recording, broadcasting or otherwise now known or herein after developed without the previous express consent by the copyright owner, except for reproduction in daily press and regular printed publications on sale to the public within 60 days of the event related to those data/results and always provided that copyright symbol appears together as follows below.

© DORNA, 2018

Official MotoGP Timing by TISSOT  
www.motogp.com

**Brno, Friday, August 03, 2018**