

Results and timing service provided by TISSOT

Moto2™

# GOPRO BRITISH GRAND PRIX

## Qualifying Classification



	Rider	Nation	Team	Motorcycle	Time	Lap Total	Gap	Top Speed
1	42 Francesco BAGNAIA	ITA	SKY Racing Team VR46	KALEX	<b>2'08.153</b>	17	17	
2	87 Remy GARDNER	AUS	Tech 3 Racing	TECH 3	<b>2'08.347</b>	14	14	0.194 0.194
3	73 Alex MARQUEZ	SPA	EG 0,0 Marc VDS	KALEX	<b>2'08.411</b>	17	17	0.258 0.064
4	23 Marcel SCHROTTER	GER	Dynavolt Intact GP	KALEX	<b>2'08.442</b>	16	17	0.289 0.031
5	10 Luca MARINI	ITA	SKY Racing Team VR46	KALEX	<b>2'08.643</b>	16	17	0.490 0.201
6	20 Fabio QUARTARARO	FRA	+ Ego Speed Up Racing	SPEED UP	<b>2'08.756</b>	17	17	0.603 0.113
7	54 Mattia PASINI	ITA	Italtrans Racing Team	KALEX	<b>2'08.772</b>	17	17	0.619 0.016
8	27 Iker LECUONA	SPA	Swiss Innovative Investors	KTM	<b>2'08.774</b>	15	18	0.621 0.002
9	22 Sam LOWES	GBR	Swiss Innovative Investors	KTM	<b>2'08.785</b>	17	17	0.632 0.011
10	13 Romano FENATI	ITA	Marinelli Snipers Team	KALEX	<b>2'08.908</b>	12	13	0.755 0.123
11	97 Xavi VIERGE	SPA	Dynavolt Intact GP	KALEX	<b>2'08.921</b>	16	16	0.768 0.013
12	7 Lorenzo BALDASSARRI	ITA	Pons HP40	KALEX	<b>2'08.976</b>	18	19	0.823 0.055
13	5 Andrea LOCATELLI	ITA	Italtrans Racing Team	KALEX	<b>2'09.007</b>	15	16	0.854 0.031
14	36 Joan MIR	SPA	EG 0,0 Marc VDS	KALEX	<b>2'09.041</b>	17	17	0.888 0.034
15	40 Augusto FERNANDEZ	SPA	Pons HP40	KALEX	<b>2'09.129</b>	17	17	0.976 0.088
16	41 Brad BINDER	RSA	Red Bull KTM Ajo	KTM	<b>2'09.252</b>	17	17	1.099 0.123
17	77 Dominique AEGERTER	SWI	Kiefer Racing	KTM	<b>2'09.301</b>	18	18	1.148 0.049
18	64 Bo BENDSNEYDER	NED	Tech 3 Racing	TECH 3	<b>2'09.323</b>	13	13	1.170 0.022
19	66 Niki TUULI	FIN	Petronas Sprinta Racing	KALEX	<b>2'09.578</b>	16	16	1.425 0.255
20	16 Joe ROBERTS	USA	NTS RW Racing GP	NTS	<b>2'09.582</b>	17	19	1.429 0.004
21	45 Tetsuta NAGASHIMA	JPN	IDEMITSU Honda Team Asia	KALEX	<b>2'09.706</b>	15	15	1.553 0.124
22	9 Jorge NAVARRO	SPA	Federal Oil Gresini Moto2	KALEX	<b>2'09.838</b>	14	17	1.685 0.132
23	44 Miguel OLIVEIRA	POR	Red Bull KTM Ajo	KTM	<b>2'09.968</b>	17	17	1.815 0.130
24	62 Stefano MANZI	ITA	Forward Racing Team	SUTER	<b>2'09.994</b>	16	17	1.841 0.026
25	4 Steven ODENDAAL	RSA	NTS RW Racing GP	NTS	<b>2'10.112</b>	14	16	1.959 0.118
26	52 Danny KENT	GBR	+ Ego Speed Up Racing	SPEED UP	<b>2'10.285</b>	14	15	2.132 0.173
27	89 Khairul Idham PAWI	MAL	IDEMITSU Honda Team Asia	KALEX	<b>2'10.888</b>	13	13	2.735 0.603
28	65 Josh OWENS	GBR	Tickhill Labour and Plant	KALEX	<b>2'11.033</b>	15	15	2.880 0.145
29	95 Jules DANILO	FRA	Nashi Argan SAG Team	KALEX	<b>2'11.522</b>	16	16	3.369 0.489
30	21 Federico FULIGNI	ITA	Tasca Racing Scuderia Moto2	KALEX	<b>2'12.355</b>	16	17	4.202 0.833
31	55 Alejandro MEDINA	SPA	SAG Team	KALEX	<b>2'12.847</b>	16	16	4.694 0.492
32	24 Simone CORSI	ITA	Tasca Racing Scuderia Moto2	KALEX	<b>2'13.871</b>	9	9	5.718 1.024
33	18 Xavi CARDELUS	AND	Team Stylobike	KALEX	<b>2'14.055</b>	13	13	5.902 0.184

Practice condition: Dry  
Air: 17°  
Humidity: 56%  
Ground: 23°

<b>Fastest Lap:</b>	Lap: 17	<b>Francesco BAGNAIA</b>	<b>2'08.153</b>	165.7 Km/h
<b>Circuit Record Lap:</b>	2017	<b>Franco MORBIDELLI</b>	<b>2'06.690</b>	167.6 Km/h
<b>Circuit Best Lap:</b>	2015	<b>Sam LOWES</b>	<b>2'06.345</b>	168.1 Km/h

The results are provisional until the end of the limit for protest and appeals.

Time limit for protest expires 30' after publication of the results - ..... Time: .....

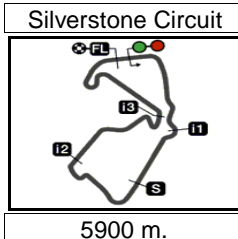
These data/results cannot be reproduced, stored and/or transmitted in whole or in part by any manner of electronic, mechanical, photocopying, recording, broadcasting or otherwise now known or herein after developed without the previous express consent by the copyright owner, except for reproduction in daily press and regular printed publications on sale to the public within 60 days of the event related to those data/results and always provided that copyright symbol appears together as follows below.

© DORNA, 2018

Official MotoGP Timing by TISSOT  
www.motogp.com

Silverstone, Saturday, August 25, 2018





## GOPRO BRITISH GRAND PRIX

## Qualifying

## Top Speed &amp; Average

21A



Rider	Nation	Motorcycle	Top 5 speeds					Average	Top
10 Luca MARINI	ITA	KALEX	267.0	265.3	264.7	262.7	262.1	264.4	267.0
45 Tetsuta NAGASHIMA	JPN	KALEX	266.8	266.6	261.8	261.1	260.6	263.4	266.8
54 Mattia PASINI	ITA	KALEX	266.4	266.0	264.7	264.5	264.1	265.1	266.4
42 Francesco BAGNAIA	ITA	KALEX	266.2	266.0	264.5	263.7	263.0	264.7	266.2
13 Romano FENATI	ITA	KALEX	264.9	263.2	263.2	262.9	262.7	263.4	264.9
73 Alex MARQUEZ	SPA	KALEX	264.9	264.3	264.1	263.4	263.0	263.9	264.9
27 Iker LECUONA	SPA	KTM	264.8	262.3	262.2	262.0	261.3	262.5	264.8
41 Brad BINDER	RSA	KTM	264.0	263.3	263.2	262.8	261.0	262.9	264.0
97 Xavi VIERGE	SPA	KALEX	263.6	263.6	263.2	261.9	261.6	262.8	263.6
23 Marcel SCHROTTER	GER	KALEX	263.3	262.4	262.3	261.3	261.1	262.1	263.3
52 Danny KENT	GBR	SPEED UP	263.1	260.7	259.4	258.9	258.9	260.2	263.1
5 Andrea LOCATELLI	ITA	KALEX	262.9	262.8	262.3	258.8	258.6	261.1	262.9
7 Lorenzo BALDASSARRI	ITA	KALEX	262.9	262.3	261.3	261.0	260.9	261.7	262.9
40 Augusto FERNANDEZ	SPA	KALEX	262.7	261.6	259.4	259.4	259.3	260.5	262.7
44 Miguel OLIVEIRA	POR	KTM	262.4	262.3	262.2	261.8	261.6	262.1	262.4
77 Dominique AEGERTER	SWI	KTM	262.3	260.4	259.9	259.8	259.6	260.2	262.3
66 Niki TUULI	FIN	KALEX	262.1	260.6	260.3	258.2	257.9	259.8	262.1
87 Remy GARDNER	AUS	TECH 3	262.0	260.8	259.2	259.1	258.9	260.0	262.0
64 Bo BENDSNEYDER	NED	TECH 3	261.8	261.6	259.3	257.6	257.4	259.5	261.8
9 Jorge NAVARRO	SPA	KALEX	261.5	261.4	261.0	260.8	260.4	261.0	261.5
36 Joan MIR	SPA	KALEX	261.3	260.4	260.2	260.1	259.6	260.3	261.3
4 Steven ODENDAAL	RSA	NTS	260.9	260.1	258.7	258.2	258.1	259.2	260.9
20 Fabio QUARTARARO	FRA	SPEED UP	260.2	259.8	259.4	259.3	259.0	259.5	260.2
89 Khairul Idham PAWI	MAL	KALEX	259.8	259.4	259.1	258.2	257.6	258.8	259.8
18 Xavi CARDELUS	AND	KALEX	259.5	258.0	249.8	248.2	246.2	252.3	259.5
22 Sam LOWES	GBR	KTM	259.3	259.1	258.9	258.4	258.3	258.8	259.3
24 Simone CORSI	ITA	KALEX	259.3	257.8	256.7	255.4	254.4	256.7	259.3
95 Jules DANILO	FRA	KALEX	258.9	258.0	258.0	257.2	256.7	257.8	258.9
65 Josh OWENS	GBR	KALEX	258.8	257.5	257.1	256.9	256.8	257.4	258.8
16 Joe ROBERTS	USA	NTS	258.1	257.3	257.2	256.9	256.8	257.3	258.1
55 Alejandro MEDINA	SPA	KALEX	256.5	255.8	255.5	255.3	254.9	255.6	256.5
62 Stefano MANZI	ITA	SUTER	256.2	256.1	255.4	255.2	255.2	255.6	256.2
21 Federico FULIGNI	ITA	KALEX	256.1	255.8	255.8	255.7	255.2	255.7	256.1

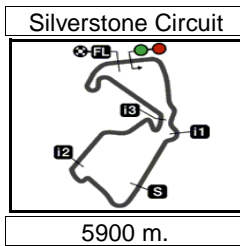
These data/results cannot be reproduced, stored and/or transmitted in whole or in part by any manner of electronic, mechanical, photocopying, recording, broadcasting or otherwise now known or herein after developed without the previous express consent by the copyright owner, except for reproduction in daily press and regular printed publications on sale to the public within 60 days of the event related to those data/results and always provided that copyright symbol appears together as follows below.

© DORNA, 2018

Official MotoGP Timing by TISSOT  
www.motogp.com



Silverstone, Saturday, August 25, 2018



Results and timing service provided by TISSOT

Moto2™

**GOPRO BRITISH GRAND PRIX**

**Qualifying**

**Chronological Analysis of Performances**

**22A**

\* Lap / Sector time cancelled      T1 Time from finish line to 1st intermediate      T3 Time from 2nd intermed. to 3rd intermed.  
P Crossing the finish line in pit lane      T2 Time from 1st intermed. to 2nd intermed.      T4 Time from 3rd intermediate to finish line

Lap	Lap Time	T1	T2	T3	T4	Speed	Lap	Lap Time	T1	T2	T3	T4	Speed
<b>1st 42 Francesco BAGNAI</b> SKY Racing Team VR ITA Runs=3 Total laps=17 Full laps=12							8	<b>2'23.534</b>	25.341	44.595	30.299	43.299	264.1
1	2'56.538 P	21.107	49.617	33.978	44.727	216.6	9	<b>2'11.635</b>	25.329	44.176	29.650	32.480	264.3
2	5'32.781	21.239	53.679	33.829	34.030	202.0	10	<b>2'11.009</b>	25.247	43.651	29.610	32.501	264.9
3	<b>2'20.516</b>	25.836	50.419	31.489	32.772	222.4	11	<b>2'23.012</b> P	27.075	44.767	30.494	40.676	262.3
4	<b>2'16.693</b>	25.531	48.051	30.544	32.567	246.8	12	6'15.812	20.736	47.700	30.660	33.080	258.5
5	<b>2'15.956</b>	25.390	47.534	30.385	32.647	256.4	13	<b>2'10.886</b>	25.381	43.347	29.663	32.495	261.0
6	<b>2'14.619</b>	25.265	46.917	29.856	32.581	255.9	14	<b>2'11.412</b>	25.013	42.895	30.541	32.963	261.5
7	<b>2'12.843</b>	25.089	45.654	29.624	32.476	258.6	15	<b>2'09.295</b>	25.036	42.466	29.366	32.427	263.0
8	<b>2'12.686</b>	25.209	45.347	29.722	32.408	261.3	16	<b>2'15.614</b>	24.978	42.338	29.458	38.840	261.6
9	<b>2'11.802</b>	25.107	44.828	29.510	32.357	263.7	17	<b>2'08.411</b>	25.010	41.885	29.193	32.323	263.4
10	<b>2'11.433</b>	25.048	44.521	29.429	32.435	259.3	<b>4th 23 Marcel SCHROTTE</b> Dynavolt Intact GP GER Runs=3 Total laps=17 Full laps=10						
11	<b>2'33.716</b> P	33.64*	46.839*	31.844	41.391	245.8	1	3'19.358	22.696	50.606	34.750	36.619	233.6
12	7'06.767	22.200	45.756	30.204	32.545	254.5	2	<b>2'23.966</b>	28.340	47.869	32.590	35.167	241.6
13	<b>2'10.509</b>	25.119	43.628	29.432	32.330	262.8	3	<b>2'22.178</b>	28.191	46.722	32.237	35.028	253.6
14	<b>2'09.302</b>	24.961	42.739	29.328	32.274	263.0	4	<b>2'28.425</b> P	28.172	46.219	32.263	41.771	254.6
15	<b>2'08.551</b>	24.996	42.147	29.127	32.281	264.5	5	8'02.378	21.528	48.259	32.686	33.144	243.2
16	<b>2'12.539</b> *	28.42*	42.318	29.434	32.367	266.0	6	<b>2'14.342</b>	25.605	45.961	30.138	32.638	258.8
17	<b>2'08.153</b>	24.978	41.803	29.102	32.270	266.2	7	<b>2'12.160</b>	25.289	44.711	29.662	32.498	260.9
<b>2nd 87 Remy GARDNER</b> Tech 3 Racing AUS Runs=3 Total laps=14 Full laps=9							8	<b>2'20.018</b>	25.175	47.330	31.107	36.406	262.3
1	8'08.669	21.197	48.605	32.146	35.524	244.7	9	2'11.821 *	25.245	44.449*	29.673	32.454	258.1
2	<b>2'27.095</b> P	27.336	46.912	31.417	41.430	254.7	10	<b>2'10.604</b>	25.196	43.668	29.407	32.333	262.4
3	7'25.162	22.998	48.727	31.473	33.813	228.1	11	<b>2'10.048</b>	25.164	43.241	29.267	32.376	261.1
4	<b>2'13.881</b>	25.807	45.099	30.044	32.931	252.5	12	<b>2'17.477</b> P	24.987	43.587	30.498	38.405	263.3
5	<b>2'12.134</b>	25.479	44.133	29.767	32.755	259.2	13	3'59.452	22.402	44.197	29.675	32.722	259.4
6	<b>2'11.427</b>	25.258	43.767	29.640	32.762	258.9	14	<b>2'09.480</b>	25.188	42.733	29.218	32.341	260.1
7	<b>2'11.440</b>	25.322	43.282	29.798	33.038	260.8	15	<b>2'08.480</b> *	24.974	42.116*	29.071	32.319	260.6
8	<b>2'17.831</b>	25.296	49.319	30.051	33.165	258.1	16	<b>2'08.442</b>	25.085	42.002	29.101	32.254	260.3
9	<b>2'33.736</b> P	25.425	57.402	31.098	39.811	258.3	17	<b>2'13.078</b>	24.991	45.654	29.801	32.632	261.3
10	6'02.620	21.040	44.096	29.770	32.839	255.4	<b>5th 10 Luca MARINI</b> SKY Racing Team VR ITA Runs=3 Total laps=17 Full laps=12						
11	<b>2'09.585</b>	25.191	42.670	29.195	32.529	256.1	1	<b>2'56.066</b> P	23.818	51.463	34.516	44.847	228.5
12	<b>2'10.483</b>	25.667	42.793	29.381	32.642	257.4	2	6'12.064	21.217	52.322	33.455	34.414	211.6
13	<b>2'09.159</b>	25.073	42.278	29.229	32.579	259.1	3	<b>2'20.755</b>	26.034	50.034	31.284	33.403	223.3
14	<b>2'08.347</b>	25.056	41.853	29.018	32.420	262.0	4	<b>2'22.535</b>	25.721	48.414	33.169	35.231	228.7
<b>3rd 73 Alex MARQUEZ</b> EG 0,0 Marc VDS SPA Runs=2 Total laps=17 Full laps=14							5	<b>2'15.645</b>	25.510	46.929	30.243	32.963	239.3
1	5'01.814	21.913	52.794	33.550	33.999	221.4	6	<b>2'16.423</b>	25.863	46.217	31.308	33.035	259.3
2	<b>2'18.388</b>	26.102	48.726	30.747	32.813	250.3	7	<b>2'13.676</b>	25.273	45.866	29.779	32.758	248.3
3	<b>2'15.746</b>	25.339	47.442	30.189	32.776	248.1	8	<b>2'12.911</b>	25.349	45.016	29.860	32.686	261.1
4	<b>2'22.982</b>	26.311	47.002	31.300	38.369	261.6	9	<b>2'12.494</b>	25.261	44.729	29.882	32.622	261.5
5	<b>2'16.793</b>	25.306	47.649	31.035	32.803	255.2	10	<b>2'11.908</b>	25.299	44.151	29.811	32.647	264.7
6	<b>2'12.976</b>	25.086	45.588	29.755	32.547	262.2	11	<b>2'29.332</b> P	26.912	46.131*	33.713	42.576	243.5
7	<b>2'15.195</b>	25.194	45.668	30.046	34.287	261.6	12	6'23.883	20.650	46.115	30.280	33.210	237.1
							13	<b>2'11.310</b>	25.329	43.744	29.553	32.684	262.7

**Fastest Lap:** Francesco BAGNAI SKY Racing Team VR ITA **2'08.153** 24.978 41.803 29.102 32.270

These data/results cannot be reproduced, stored and/or transmitted in whole or in part by any manner of electronic, mechanical, photocopying, recording, broadcasting or otherwise now known or herein after developed without the previous express consent by the copyright owner, except for reproduction in daily press and regular printed publications on sale to the public within 60 days of the event related to those data/results and always provided that copyright symbol appears together as follows below.  
© DORNA, 2018



# Qualifying

# Moto2

Lap	Lap Time	T1	T2	T3	T4	Speed	Lap	Lap Time	T1	T2	T3	T4	Speed
14	<b>2'10.421</b>	25.047	43.288	29.539	32.547	262.1	10	<b>2'11.219</b>	25.284	43.649	29.598	32.688	260.2
15	<b>2'09.657</b>	25.168	42.643	29.285	32.561	265.3	11	<b>2'10.497</b>	25.263	43.117	29.583	32.534	262.3
16	<b>2'08.643</b>	24.948	42.201	29.135	32.359	267.0	12	2'23.403 P	25.323	45.947	31.259	40.874	260.8
17	2'58.090 P	26.346	1'05.366*	36.276	50.102	222.6	13	4'29.304	19.916	44.150	30.021	38.184	258.9

**6th 20 Fabio QUARTARAR** + Ego Speed Up Raci FRA  
Runs=3 Total laps=17 Full laps=12

1	3'01.982	21.833	48.420	33.188	36.157	239.3
2	<b>2'23.483</b>	28.204	47.017	32.665	35.597	253.4
3	2'34.697 P	30.01*	48.100*	33.749	42.838	247.9
4	6'50.125	20.870	48.212	32.297	34.178	251.5
5	<b>2'17.762</b>	26.556	46.590	31.096	33.520	256.1
6	<b>2'18.083</b>	26.046	48.001	30.737	33.299	257.8
7	<b>2'15.082</b>	25.810	45.898	30.177	33.197	257.0
8	<b>2'13.518</b>	25.508	45.028	30.131	32.851	257.8
9	<b>2'12.760</b>	25.417	44.573	29.928	32.842	258.9
10	<b>2'12.060</b>	25.345	44.137	29.821	32.757	258.4
11	<b>2'11.520</b>	25.264	43.746	29.748	32.762	259.8
12	2'24.135 P	29.74*	44.370*	30.909	39.111	259.3
13	5'18.927 *	20.504	43.797*	29.798	32.836	259.0
14	<b>2'11.430</b>	25.411	43.232	29.878	32.909	259.4
15	<b>2'09.998</b>	25.371	42.922	29.263	32.442	257.7
16	<b>2'09.207</b>	25.066	42.378	29.267	32.496	259.0
17	<b>2'08.756</b>	25.029	42.126	29.202	32.399	260.2

**7th 54 Mattia PASINI** Italtrans Racing Team ITA  
Runs=2 Total laps=17 Full laps=14

1	4'20.453	21.902	52.917	32.189	33.641	212.2
2	<b>2'19.897</b>	25.992	50.555	30.674	32.676	232.3
3	<b>2'16.599</b>	25.542	48.076	30.326	32.655	242.5
4	<b>2'14.490</b>	25.420	46.920	29.756	32.394	252.8
5	<b>2'14.279</b>	25.285	46.370	30.080	32.544	250.7
6	2'32.906 P	28.439	47.866	34.176	42.425	237.1
7	8'17.118	21.006	46.832	30.035	32.497	258.3
8	<b>2'10.885</b>	25.221	43.955	29.391	32.318	266.0
9	<b>2'17.341</b>	27.154	46.496	30.667	33.024	226.0
10	<b>2'16.477</b>	25.189	43.356	29.951	37.981	264.5
11	<b>2'10.773</b>	25.260	43.536	29.521	32.456	262.0
12	<b>2'24.677</b>	29.075	45.893	31.850	37.859	245.6
13	<b>2'09.498</b>	25.230	42.710	29.266	32.292	263.0
14	<b>2'11.272</b>	25.777	42.488	29.607	33.400	263.4
15	<b>2'08.809</b>	25.150	42.123	29.203	32.333	264.7
16	<b>2'09.728</b>	25.442	42.353	29.588	32.345	264.1
17	<b>2'08.772</b>	25.064	41.827	29.571	32.310	266.4

**8th 27 Iker LECUONA** Swiss Innovative Inve SPA  
Runs=3 Total laps=18 Full laps=13

1	2'45.887	23.798	50.857	34.481	36.009	228.3
2	<b>2'24.626</b>	28.378	47.714	33.020	35.514	235.6
3	<b>2'22.814</b>	27.914	47.064	32.513	35.323	248.0
4	<b>2'22.562</b>	27.966	46.815	32.603	35.178	253.0
5	2'32.007 P	27.628	47.818	34.614	41.947	250.2
6	5'09.842	22.041	50.595	36.157	37.795	239.8
7	<b>2'16.253</b>	25.838	46.529	30.948	32.938	252.0
8	<b>2'13.742</b>	25.592	45.213	30.063	32.874	252.5
9	<b>2'13.147</b>	25.424	45.245	29.657	32.821	260.8

**9th 22 Sam LOWES** Swiss Innovative Inve GBR  
Runs=3 Total laps=17 Full laps=11

1	3'16.688	22.464	49.951	36.554	36.042	234.4
2	<b>2'22.695</b>	27.809	47.035	32.559	35.292	252.2
3	2'37.717 P	29.126	47.243	33.204	48.144	250.2
4	5'15.004	23.716	50.402	32.854	33.401	239.2
5	<b>2'15.683</b>	25.729	46.466	30.719	32.769	257.8
6	<b>2'13.352</b>	25.419	44.912	30.461	32.560	258.1
7	<b>2'12.572</b>	25.778	44.077	29.931	32.786	259.3
8	<b>2'11.375</b>	25.388	43.818	29.557	32.612	256.8
9	2'11.097 *	25.276	43.774*	29.496	32.551	258.3
10	2'28.686 P	25.249	49.834*	31.423	42.180	239.8
11	5'05.011	21.395	44.796	31.092	32.662	258.0
12	<b>2'10.332</b>	25.258	43.216	29.501	32.357	258.4
13	<b>2'09.827</b>	25.184	43.055	29.234	32.354	259.1
14	<b>2'09.242</b>	25.183	42.563	29.215	32.281	258.1
15	<b>2'10.842</b>	25.117	42.487	30.152	33.086	257.8
16	<b>2'09.385</b>	25.160	42.266	29.387	32.572	256.5
17	<b>2'08.785</b>	25.125	42.076	29.129	32.455	258.9

**10th 13 Romano FENATI** Marinelli Snipers Tea ITA  
Runs=2 Total laps=13 Full laps=9

1	14'43.959	24.330	50.306	31.719	32.962	230.6
2	<b>2'15.138</b>	25.281	46.910	30.162	32.785	240.6
3	<b>2'13.297</b>	25.347	45.658	29.610	32.682	259.6
4	<b>2'12.411</b>	25.250	44.944	29.451	32.766	261.4
5	<b>2'11.909</b>	25.227	44.542	29.427	32.713	260.9
6	<b>2'11.784</b>	25.109	44.408	29.559	32.708	263.2
7	2'11.159 *	25.151	43.857*	29.464	32.687	262.7
8	3'17.140 P	29.018	46.929	33.965	1'27.228	236.1
9	6'58.047 *	21.603	43.906*	29.469	32.790	261.3
10	<b>2'10.048</b>	25.122	43.004	29.281	32.641	264.9
11	<b>2'12.727</b>	27.602	42.764	29.661	32.700	262.9
12	<b>2'08.908</b>	25.072	42.391	29.024	32.421	261.8
13	<b>2'12.084</b>	25.036	44.827	29.201	33.020	263.2

**11th 97 Xavi VIERGE** Dynavolt Intact GP SPA  
Runs=3 Total laps=16 Full laps=11

1	2'46.717	22.125	50.957	34.095	36.227	236.0
2	<b>2'23.703</b>	28.194	47.892	32.342	35.275	248.5
3	<b>2'21.907</b>	27.776	46.883	31.986	35.262	255.6
4	2'31.529 P	28.353	48.544	33.179	41.453	244.5
5	6'45.647	23.306	48.777	31.936	34.332	248.2
6	<b>2'16.092</b>	26.042	46.140	30.580	33.330	259.7
7	<b>2'13.750</b>	25.584	44.998	30.077	33.091	257.8
8	<b>2'12.791</b>	25.499	44.529	29.926	32.837	260.3

**Fastest Lap:** Francesco BAGNAIA SKY Racing Team VR ITA **2'08.153** 24.978 41.803 29.102 32.270

These data/results cannot be reproduced, stored and/or transmitted in whole or in part by any manner of electronic, mechanical, photocopying, recording, broadcasting or otherwise now known or herein after developed without the previous express consent by the copyright owner, except for reproduction in daily press and regular printed publications on sale to the public within 60 days of the event related to those data/results and always provided that copyright symbol appears together as follows below.  
© DORNA, 2018



# Qualifying

# Moto2

Lap	Lap Time	T1	T2	T3	T4	Speed	Lap	Lap Time	T1	T2	T3	T4	Speed
9	<b>2'11.288</b>	25.345	43.604	29.653	32.686	263.2	5	5'50.232	20.612	47.991	30.496	33.227	260.1
10	2'26.763 P	26.231	45.153	33.412	41.967	251.7	6	<b>2'16.192</b>	26.081	47.018	30.087	33.006	249.1
11	5'59.209	26.261	44.547	30.424	32.964	261.6	7	<b>2'14.797</b>	25.980	45.842	29.849	33.126	254.5
12	<b>2'10.961</b>	25.386	43.262	29.794	32.519	263.6	8	<b>2'13.202</b>	25.855	44.816	29.550	32.981	255.4
13	<b>2'09.592</b>	25.249	42.617	29.307	32.419	263.6	9	<b>2'12.308</b>	25.637	43.959	29.731	32.981	261.3
14	<b>2'09.589</b>	25.241	42.567	29.294	32.487	260.5	10	<b>2'11.034</b>	25.424	43.459	29.400	32.751	260.4
15	<b>2'15.362</b>	28.948	43.084	29.541	33.789	261.9	11	<b>2'11.105</b>	25.592	43.212	29.615	32.686	259.6
16	<b>2'08.921</b>	25.091	42.258	29.138	32.434	261.5	12	2'23.960 P	27.603	43.879	31.903	40.575	260.2
<b>12th 7 Lorenzo BALDASS</b> Pons HP40 ITA							13	5'30.519	21.895	43.838	30.033	33.057	257.8
Runs=3 Total laps=19 Full laps=13							14	<b>2'10.999</b>	25.658	42.954	29.548	32.839	258.3
1	2'39.823	21.328	50.658	32.300	34.744	235.8	15	2'10.120 *	25.411	42.792*	29.332	32.585	257.8
2	<b>2'21.641</b>	26.545	49.290	31.988	33.818	235.0	16	<b>2'09.289</b>	25.211	42.269	29.109	32.700	258.8
3	<b>2'17.973</b>	26.043	47.759	30.867	33.304	256.7	17	<b>2'09.041</b>	25.231	42.173	29.008	32.629	259.3
4	<b>2'16.323</b>	25.544	47.306	30.515	32.958	257.3	<b>15th 40 Augusto FERNAND</b> Pons HP40 SPA						
5	<b>2'21.755</b>	25.705	46.322	33.317	36.411	256.2	Runs=3 Total laps=17 Full laps=12						
6	<b>2'19.359</b>	27.874	46.712	31.762	33.011	257.4	1	2'43.102	23.127	50.872	33.150	35.622	219.6
7	<b>2'13.321</b>	25.242	45.484	29.884	32.711	261.0	2	<b>2'22.703</b>	27.837	47.480	32.433	34.953	239.2
8	<b>2'13.008</b>	25.316	45.158	29.860	32.674	260.8	3	2'29.348 P	27.584	48.124	32.678	40.962	243.5
9	<b>2'22.979</b>	25.429	46.136	30.182	41.232	251.8	4	6'41.981	22.166	49.841	33.652	33.862	231.5
10	2'22.440 P	25.552	45.818	30.240	40.830	259.2	5	<b>2'16.538</b>	25.712	46.934	30.993	32.899	246.6
11	3'52.240	20.180	44.717	30.062	32.817	259.3	6	<b>2'14.988</b>	25.636	46.208	30.371	32.773	250.9
12	<b>2'12.362</b>	25.318	44.586	29.722	32.736	259.4	7	<b>2'13.301</b>	25.393	45.432	29.888	32.588	257.8
13	<b>2'11.616</b>	25.264	43.964	29.803	32.585	259.6	8	<b>2'11.952</b>	25.380	44.757	29.408	32.407	259.3
14	2'18.417 P	25.113	43.754	29.572	39.978	259.4	9	<b>2'17.034</b>	25.818	46.944	31.643	32.629	246.5
15	4'17.738	21.105	43.561	29.601	32.658	261.3	10	<b>2'11.324</b>	25.357	44.024	29.527	32.416	261.6
16	<b>2'09.825</b>	25.042	43.199	29.278	32.306	260.9	11	2'22.855 P	26.177	45.705	31.592	39.381	255.9
17	<b>2'09.324</b>	24.932	42.647	29.248	32.497	262.3	12	4'59.967	23.129	45.654	30.228	32.967	251.8
18	<b>2'08.976</b>	24.952	42.409	29.198	32.417	262.9	13	<b>2'11.152</b>	25.295	43.914	29.398	32.545	259.4
19	2'39.052 P	35.080	48.156	33.000	42.816	242.9	14	<b>2'10.300</b>	25.241	43.106	29.351	32.602	259.1
<b>13th 5 Andrea LOCATELLI</b> Italtrans Racing Team ITA							15	<b>2'09.917</b>	25.315	42.825	29.207	32.570	259.4
Runs=2 Total laps=16 Full laps=12							16	<b>2'33.417</b>	25.931	48.884	39.385	39.217	232.1
1	7'25.270	20.997	53.834	34.285	35.958	209.3	17	<b>2'09.129</b>	25.451	42.287	29.071	32.320	262.7
2	<b>2'21.811</b>	26.889	49.254	31.572	34.096	213.6	<b>16th 41 Brad BINDER</b> Red Bull KTM Ajo RSA						
3	<b>2'17.657</b>	25.856	47.929	30.430	33.442	228.5	Runs=3 Total laps=17 Full laps=10						
4	<b>2'16.296</b>	25.849	47.398	30.009	33.040	231.6	1	2'46.628	23.089	50.805	34.622	36.953	231.9
5	<b>2'15.487</b>	25.848	46.818	29.910	32.911	228.4	2	2'39.900 *	30.084	53.173*	40.086	36.557	218.4
6	<b>2'14.526</b>	25.457	46.304	29.877	32.888	244.5	3	<b>2'25.954</b>	28.790	47.985	33.446	35.733	249.9
7	<b>2'13.435</b>	25.491	45.627	29.679	32.638	242.2	4	<b>2'23.644</b>	28.028	47.341	32.816	35.459	246.2
8	<b>2'13.051</b>	25.322	45.342	29.586	32.801	251.2	5	2'38.929 P	28.275	50.988*	34.910	44.756	247.7
9	<b>2'12.276</b>	25.352	44.624	29.605	32.695	253.4	6	5'07.555	24.510	50.535	31.608	33.181	228.3
10	2'12.348 *	25.250	44.606*	29.783	32.709	258.8	7	<b>2'15.504</b>	25.712	46.029	30.468	33.295	253.9
11	2'24.360 P	27.854	45.243	30.923	40.340	254.4	8	<b>2'19.951</b>	25.794	45.872	35.189	33.096	251.1
12	8'06.616	21.587	44.325	29.727	33.064	242.7	9	<b>2'13.380</b>	25.493	45.039	30.019	32.829	257.0
13	<b>2'13.689</b>	25.193	43.496	31.324	33.676	258.6	10	<b>2'12.282</b>	25.421	44.268	29.754	32.839	261.0
14	<b>2'09.780</b>	25.091	42.940	29.258	32.491	262.9	11	2'25.340 P	26.742	45.973	31.668	40.957	254.1
15	<b>2'09.007</b>	25.059	42.330	29.225	32.393	262.8	12	5'39.351	21.697	45.168	30.359	33.241	257.2
16	<b>2'09.019</b>	25.089	42.289	29.240	32.401	262.3	13	<b>2'11.374</b>	25.390	43.773	29.546	32.665	263.3
<b>14th 36 Joan MIR</b> EG 0,0 Marc VDS SPA							14	<b>2'13.915</b>	25.269	43.561	29.358	35.727	262.8
Runs=3 Total laps=17 Full laps=11							15	2'26.015 *	27.363	55.869*	30.279	32.504	240.8
1	3'19.142	22.575	49.478	38.371	36.132	233.1	16	<b>2'09.460</b>	25.227	42.492	29.323	32.418	264.0
2	<b>2'22.911</b>	28.021	47.298	32.121	35.471	250.1	17	<b>2'09.252</b>	25.149	42.413	29.193	32.497	263.2
3	<b>2'22.555</b>	28.032	46.917	32.138	35.468	252.9							
4	2'30.165 P	27.816	46.362	33.632	42.355	254.0							

**Fastest Lap:** Francesco BAGNAIA SKY Racing Team VR ITA **2'08.153** 24.978 41.803 29.102 32.270

These data/results cannot be reproduced, stored and/or transmitted in whole or in part by any manner of electronic, mechanical, photocopying, recording, broadcasting or otherwise now known or herein after developed without the previous express consent by the copyright owner, except for reproduction in daily press and regular printed publications on sale to the public within 60 days of the event related to those data/results and always provided that copyright symbol appears together as follows below.  
© DORNA, 2018

Official MotoGP Timing by TISSOT  
www.motogp.com

Silverstone, Saturday, August 25, 2018

Page 3 of 6



# Qualifying

# Moto2

Lap	Lap Time	T1	T2	T3	T4	Speed	Lap	Lap Time	T1	T2	T3	T4	Speed	
<b>17th</b>	<b>77</b>	<b>Dominique AEGER</b> Kiefer Racing SWI						<b>20th</b>	<b>16</b>	<b>Joe ROBERTS</b> NTS RW Racing GP USA				
		Runs=2	Total laps=18	Full laps=15					Runs=2	Total laps=19	Full laps=14			
1	4'58.416	22.971	51.835	32.370	34.503	234.5	1	2'44.947	22.905	49.623	33.604	35.828	248.0	
2	<b>2'19.964</b>	26.166	49.326	31.224	33.248	253.1	2	<b>2'24.741</b>	28.503	47.831	32.539	35.868	248.0	
3	<b>2'17.495</b>	25.829	47.785	30.674	33.207	256.1	3	2'40.797 P	30.541	51.061	34.208	44.987	231.9	
4	<b>2'15.918</b>	25.875	46.674	30.360	33.009	257.6	4	5'46.107	20.541	48.631	31.437	33.790	243.9	
5	<b>2'14.293</b>	25.529	45.784	30.173	32.807	257.5	5	<b>2'16.675</b>	25.785	47.064	30.531	33.295	254.7	
6	<b>2'14.289</b>	25.543	45.593	30.225	32.928	259.6	6	<b>2'15.576</b>	25.573	46.828	30.092	33.083	255.0	
7	<b>2'14.788</b>	25.393	46.370	30.236	32.789	258.0	7	<b>2'14.227</b>	25.424	45.797	29.876	33.130	255.6	
8	<b>2'12.908</b>	25.616	44.748	29.847	32.697	257.6	8	<b>2'13.292</b>	25.408	45.163	29.680	33.041	255.9	
9	<b>2'12.012</b>	25.380	44.247	29.696	32.689	259.0	9	<b>2'12.180</b>	25.325	44.312	29.649	32.894	255.9	
10	<b>2'11.471</b>	25.363	43.765	29.695	32.648	259.6	10	<b>2'12.052</b>	25.386	44.021	29.737	32.908	256.5	
11	<b>2'11.037</b>	25.307	43.429	29.679	32.622	259.9	11	<b>2'11.504</b>	25.310	43.843	29.600	32.751	257.3	
12	2'23.430 P	25.815	47.290	30.274	40.051	256.2	12	<b>2'11.184</b>	25.157	43.696	29.551	32.780	258.1	
13	6'22.705	23.336	47.513	32.944	35.527	234.8	13	<b>2'10.780</b>	25.307	43.265	29.432	32.776	256.5	
14	<b>2'10.589</b>	25.453	42.997	29.556	32.583	259.8	14	2'10.586 *	25.113	43.379	29.389	32.705*	257.2	
15	<b>2'13.556</b>	25.214	42.960	31.655	33.727	262.3	15	<b>2'10.043</b>	25.371	42.807	29.163	32.702	256.3	
16	<b>2'09.653</b>	25.243	42.372	29.465	32.573	259.6	16	<b>2'10.002</b>	25.402	42.622	29.263	32.715	256.4	
17	<b>2'09.368</b>	25.243	42.155	29.359	32.611	260.4	17	<b>2'09.582</b>	25.232	42.522	29.192	32.636	256.8	
18	<b>2'09.301</b>	25.279	42.096	29.371	32.555	259.1	18	<b>2'09.718</b>	25.272	42.518	29.247	32.681	256.9	
							19	2'24.055 P	25.305	42.842	32.724	43.184	253.7	
<b>18th</b>	<b>64</b>	<b>Bo BENDSNEYDER</b> Tech 3 Racing NED						<b>21st</b>	<b>45</b>	<b>Tetsuta NAGASHIM</b> IDEMITSU Honda Te JPN				
		Runs=3	Total laps=13	Full laps=9					Runs=3	Total laps=15	Full laps=10			
1	2'57.529 P	22.905	50.923	34.783	45.347	229.2	1	3'07.524	23.257	50.744	34.648	36.924	218.5	
2	15'42.631	21.226	49.804	33.318	33.991	242.0	2	<b>2'27.714</b>	29.375	48.544	33.266	36.529	249.6	
3	<b>2'17.502</b>	26.493	46.928	31.039	33.042	253.3	3	<b>2'24.586</b>	28.269	47.621	32.505	36.191	253.1	
4	<b>2'14.582</b>	25.590	45.461	30.531	33.000	256.7	4	2'41.508 P	29.353	48.177	39.116	44.862	239.5	
5	<b>2'13.235</b>	25.755	44.494	30.050	32.936	256.5	5	8'54.910	21.853	50.006	32.926	34.125	245.5	
6	<b>2'12.155</b>	25.428	43.972	29.910	32.845	257.1	6	<b>2'18.007</b>	26.359	47.047	31.298	33.303	253.3	
7	<b>2'12.385</b>	25.471	44.047	29.952	32.915	257.6	7	<b>2'20.877</b>	25.928	48.746	31.057	35.146	259.0	
8	2'30.285 P	29.56*	47.804*	31.449	41.470	178.8	8	<b>2'13.267</b>	25.584	44.812	30.008	32.863	261.1	
9	5'24.875	20.638	44.359	30.002	33.130	255.6	9	<b>2'14.808</b>	26.104	44.883	30.883	32.938	259.6	
10	<b>2'10.474</b>	25.373	42.823	29.588	32.690	257.4	10	<b>2'12.090</b>	25.340	43.783	30.266	32.701	261.8	
11	<b>2'10.345</b>	25.286	42.585	29.883	32.591	259.3	11	2'26.360 P	26.417	44.226	34.075	41.642	260.4	
12	<b>2'09.652</b>	25.290	42.276	29.568	32.518	261.8	12	6'28.144	21.174	44.164	31.444	36.349	257.1	
13	<b>2'09.323</b>	25.217	41.975	29.499	32.632	261.6	13	<b>2'10.782</b>	25.522	42.955	29.587	32.718	260.6	
<b>19th</b>	<b>66</b>	<b>Niki TUULI</b> Petronas Sprinta Raci FIN						<b>22nd</b>	<b>9</b>	<b>Jorge NAVARRO</b> Federal Oil Gresini M SPA				
		Runs=3	Total laps=16	Full laps=11					Runs=3	Total laps=17	Full laps=12			
1	4'08.035	24.298	50.183	34.118	36.408	231.0	1	3'15.726	22.813	50.302	33.740	36.679	227.1	
2	<b>2'27.236</b>	28.534	49.011	33.337	36.354	236.1	2	<b>2'25.760</b>	28.366	48.351	32.952	36.091	240.6	
3	2'43.806 P	34.218	51.001	34.173	44.414	224.6	3	2'37.004 P	29.738	48.453	32.784	46.029	239.6	
4	6'04.527	22.282	51.101	33.784	34.977	224.1	4	6'00.837	22.967	51.305	33.315	34.396	221.6	
5	<b>2'19.868</b>	26.396	48.348	31.433	33.691	241.2	5	<b>2'20.240</b>	26.986	48.262	31.340	33.652	234.2	
6	<b>2'16.598</b>	26.083	46.257	30.539	33.719	255.9	6	<b>2'17.532</b>	26.336	46.813	31.036	33.347	252.9	
7	<b>2'14.787</b>	25.945	45.227	30.237	33.378	254.7	7	<b>2'15.326</b>	25.929	45.686	30.449	33.262	258.6	
8	<b>2'24.100</b>	25.767	51.951	32.285	34.097	179.2	8	<b>2'14.125</b>	25.782	45.066	30.238	33.039	259.4	
9	<b>2'12.212</b>	25.513	43.977	29.763	32.959	257.9	9	<b>2'13.456</b>	25.791	44.846	30.043	32.776	258.8	
10	<b>2'21.302</b>	28.291	46.877	30.892	35.242	209.0	10	<b>2'12.056</b>	25.431	44.223	29.693	32.709	261.5	
11	<b>2'13.292</b>	25.435	43.834	30.847	33.176	260.3	11	2'25.872 P	25.541	46.668	30.764	42.899	261.4	
12	<b>2'11.713</b>	25.522	43.434	29.761	32.996	258.2	12	5'39.831	22.194	44.916	30.091	32.703	260.3	
13	2'30.144 P	25.447	50.670	32.956	41.071	256.6	13	<b>2'10.808</b>	25.291	43.710	29.366	32.441	260.4	
14	5'04.479	20.714	45.626	30.579	35.987	253.2	14	<b>2'09.838</b>	25.060	43.076	29.179	32.523	260.2	
15	<b>2'10.452</b>	25.331	42.858	29.641	32.622	260.6								
16	<b>2'09.578</b>	25.242	42.297	29.349	32.690	262.1								

**Fastest Lap:** Francesco BAGNAIA SKY Racing Team VR ITA **2'08.153** 24.978 41.803 29.102 32.270

These data/results cannot be reproduced, stored and/or transmitted in whole or in part by any manner of electronic, mechanical, photocopying, recording, broadcasting or otherwise now known or herein after developed without the previous express consent by the copyright owner, except for reproduction in daily press and regular printed publications on sale to the public within 60 days of the event related to those data/results and always provided that copyright symbol appears together as follows below.  
© DORNA, 2018



# Qualifying

# Moto2

Lap	Lap Time	T1	T2	T3	T4	Speed	Lap	Lap Time	T1	T2	T3	T4	Speed
15	<b>2'14.053</b>	25.298	46.971	29.243	32.541	227.7	11	2'22.614 P	25.848	44.047	30.147	42.572	258.1
16	<b>2'10.806</b>	25.110	43.554	29.486	32.656	261.0	12	6'23.032	21.212	45.284	30.649	33.259	253.4
17	<b>2'09.938</b>	25.168	<b>42.907</b>	29.191	32.672	260.8	13	<b>2'11.237</b>	25.247	43.433	29.563	32.994	256.1

**23rd 44 Miguel OLIVEIRA** Red Bull KTM Ajo POR  
Runs=3 Total laps=17 Full laps=12

1	2'41.128	23.239	50.101	32.101	35.194	236.0
2	<b>2'22.408</b>	27.363	47.589	32.458	34.998	243.2
3	2'34.017 P	28.180	49.100*	34.711	42.026	236.8
4	6'12.708	21.820	49.749	32.980	34.583	223.6
5	<b>2'16.452</b>	26.064	47.240	30.414	32.734	253.5
6	<b>2'14.244</b>	25.676	46.107	29.890	32.571	250.2
7	<b>2'13.948</b>	25.880	45.392	29.898	32.778	260.1
8	<b>2'12.753</b>	25.600	44.739	29.794	32.620	259.1
9	<b>2'11.802</b>	25.509	44.050	29.726	<b>32.517</b>	261.6
10	<b>2'11.885</b>	25.555	44.033	29.610	32.687	262.3
11	2'22.832 P	26.047	45.627*	30.907	40.251	248.5
12	5'13.256	21.572	44.698	30.307	32.885	255.1
13	<b>2'11.549</b>	25.511	43.689	29.620	32.729	260.4
14	<b>2'10.381</b>	<b>25.336</b>	42.886	29.565	32.594	262.2
15	<b>2'10.662</b>	25.385	42.919	29.709	32.649	261.8
16	<b>2'10.329</b>	25.370	42.757	29.530	32.672	258.1
17	<b>2'09.968</b>	25.445	<b>42.448</b>	<b>29.487</b>	32.588	<b>262.4</b>

**24th 62 Stefano MANZI** Forward Racing Team ITA  
Runs=2 Total laps=17 Full laps=8

1	2'58.400	21.453	53.427	34.568	36.328	235.8
2	2'25.287 *	27.28*	51.648	31.900	34.457	244.3
3	<b>2'22.031</b>	26.533	49.916	31.659	33.923	251.7
4	2'20.657 *	26.162	49.621*	31.238	33.636	253.2
5	<b>2'17.927</b>	25.789	47.890	30.809	33.439	253.2
6	<b>2'16.501</b>	25.689	47.228	30.477	33.107	<b>256.2</b>
7	<b>2'14.840</b>	25.478	46.145	30.143	33.074	252.5
8	<b>2'13.302</b>	25.450	45.250	29.793	32.809	255.2
9	2'12.774 *	25.488	44.721*	29.719	32.846	255.4
10	2'37.781 P	31.928	49.118*	33.127	43.608	232.8
11	8'27.784 *	21.499	47.607	30.263	32.981*	253.5
12	2'12.527 *	<b>25.276</b>	44.803*	29.652	32.796	254.8
13	2'11.246 *	25.388	43.687*	29.364	32.807	254.2
14	<b>2'10.329</b>	25.358	43.008	29.267	<b>32.696</b>	254.0
15	<b>2'10.279</b>	25.300	42.882	29.353	32.744	253.6
16	<b>2'09.994</b>	25.295	<b>42.768</b>	<b>29.234</b>	32.697	256.1
17	2'10.107 *	25.312	42.788	29.270	32.737*	255.2

**25th 4 Steven ODENDAAL** NTS RW Racing GP RSA  
Runs=3 Total laps=16 Full laps=11

1	2'45.157	23.415	49.916	33.908	36.417	220.5
2	<b>2'24.965</b>	28.473	48.137	32.705	35.650	232.6
3	2'36.896 P	28.889	47.700	32.721	47.586	244.7
4	6'16.182	23.378	50.152	33.396	34.719	249.2
5	<b>2'18.674</b>	26.362	47.592	31.165	33.555	252.8
6	<b>2'17.040</b>	25.866	47.017	30.863	33.294	254.1
7	<b>2'14.286</b>	25.621	45.659	30.045	32.961	257.4
8	<b>2'14.837</b>	25.579	45.450	30.506	33.302	257.5
9	<b>2'13.524</b>	25.715	44.570	29.991	33.248	256.8
10	<b>2'12.885</b>	25.778	44.287	29.975	32.845	260.1

**26th 52 Danny KENT** + Ego Speed Up Raci GBR  
Runs=3 Total laps=15 Full laps=10

1	4'33.953	23.926	51.915	34.308	37.361	215.2
2	<b>2'26.101</b>	28.245	48.435	33.106	36.315	243.0
3	2'39.192 P	29.404	50.284	34.427	45.077	241.3
4	7'11.179	22.191	50.484	32.252	34.271	218.0
5	<b>2'18.468</b>	26.468	47.132	31.198	33.670	254.8
6	<b>2'16.677</b>	26.008	45.962	31.472	33.235	258.9
7	<b>2'15.410</b>	25.762	45.510	30.545	33.593	257.6
8	<b>2'27.157</b>	27.518	50.102	33.909	35.628	255.9
9	<b>2'13.319</b>	25.581	44.547	30.028	33.163	259.4
10	2'26.151 P	25.772	45.371	31.136	43.872	258.9
11	6'33.596	21.095	46.775	29.860	32.958	249.3
12	<b>2'11.031</b>	25.375	43.169	29.666	<b>32.821</b>	258.6
13	<b>2'28.283</b>	27.344	49.302	34.836	36.801	253.7
14	<b>2'10.285</b>	25.306	42.660	<b>29.488</b>	32.831	260.7
15	<b>2'10.744</b>	<b>25.204</b>	<b>42.462</b>	29.504	33.574	<b>263.1</b>

**27th 89 Khairul Idham PAWI** IDEMITSU Honda Te MAL  
Runs=3 Total laps=13 Full laps=8

1	3'10.880	23.971	57.206	36.485	37.695	150.9
2	2'42.016 P	29.975	52.150*	36.462	43.429	232.5
3	7'14.798	22.371	52.063	34.914	36.793	241.6
4	<b>2'21.078</b>	26.387	48.885	31.597	34.209	235.4
5	<b>2'18.519</b>	26.059	47.624	31.192	33.644	252.9
6	<b>2'16.291</b>	25.721	46.502	30.568	33.500	252.2
7	<b>2'15.751</b>	25.805	46.133	30.576	33.237	<b>259.8</b>
8	2'35.427 P	27.864	52.504*	32.641	42.418	198.5
9	11'35.597 *	22.071	49.655*	31.489	38.478	246.8
10	<b>2'12.733</b>	25.467	44.283	30.038	32.945	258.2
11	<b>2'12.560</b>	25.626	43.975	30.014	32.945	257.6
12	<b>2'11.384</b>	25.455	43.346	29.756	<b>32.827</b>	259.4
13	<b>2'10.888</b>	<b>25.401</b>	<b>42.833</b>	<b>29.677</b>	32.977	259.1

**28th 65 Josh OWENS** Tickhill Labour and PI GBR  
Runs=4 Total laps=15 Full laps=9

1	3'16.378 P	23.698	50.134	34.308	44.000	239.5
2	3'04.198	22.153	47.443	32.539	35.249	250.3
3	<b>2'23.241</b>	27.678	47.116	32.671	35.776	248.3
4	<b>2'22.903</b>	27.798	47.060	32.440	35.605	250.9
5	2'31.967 P	28.467	47.565	32.615	43.320	238.8
6	9'09.874	24.637	48.795	33.269	35.206	240.3
7	<b>2'17.868</b>	26.292	46.162	31.081	34.333	252.7
8	<b>2'15.794</b>	26.206	45.246	30.716	33.626	256.8
9	<b>2'15.907</b>	26.037	45.150	30.929	33.791	256.9
10	<b>2'14.982</b>	26.019	44.724	30.666	33.573	257.5
11	2'22.171 P	26.031	44.560	30.913	40.667	257.1
12	4'41.575	21.585	45.197	30.379	33.868	254.7
13	<b>2'12.826</b>	25.801	43.591	30.227	33.207	256.6

**Fastest Lap:** Francesco BAGNAIA SKY Racing Team VR ITA **2'08.153** 24.978 41.803 29.102 32.270

These data/results cannot be reproduced, stored and/or transmitted in whole or in part by any manner of electronic, mechanical, photocopying, recording, broadcasting or otherwise now known or herein after developed without the previous express consent by the copyright owner, except for reproduction in daily press and regular printed publications on sale to the public within 60 days of the event related to those data/results and always provided that copyright symbol appears together as follows below.  
© DORNA, 2018

# Qualifying

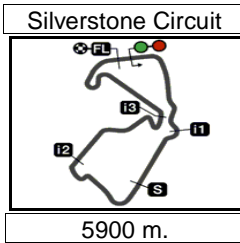
# Moto2

Lap	Lap Time	T1	T2	T3	T4	Speed	Lap	Lap Time	T1	T2	T3	T4	Speed
14	<b>2'12.194</b>	25.965	43.168	29.806	33.255	255.9	13	2'23.454 P	26.125	44.374	30.514	42.441	256.5
15	<b>2'11.033</b>	25.608	42.969	29.522	32.934	258.8	14	3'25.697	20.882	44.793	31.012	34.009	253.9
<b>29th 95 Jules DANILLO</b> Nashi Argan SAG Tea FRA							<b>32nd 24 Simone CORSI</b> Tasca Racing Scuderi ITA						
Runs=3 Total laps=16 Full laps=11							Runs=2 Total laps=10 Full laps=6						
1	4'28.322	28.213	56.535	34.257	35.918	184.6	1	5'04.563	23.653	57.020	34.589	35.111	204.2
2	<b>2'27.095</b>	27.110	53.670	32.197	34.118	200.5	2	<b>2'25.121</b>	27.341	51.100	32.210	34.470	242.4
3	<b>2'23.979</b>	26.508	52.369	31.115	33.987	221.5	3	<b>2'21.137</b>	26.696	48.787	31.709	33.945	254.4
4	<b>2'23.453</b>	26.443	51.372	30.672	34.966	234.9	4	<b>2'29.573</b>	29.757	50.786	34.301	34.729	231.2
5	<b>2'22.782</b>	26.103	51.627	31.131	33.921	237.1	5	<b>2'19.058</b>	26.573	47.320	31.236	33.929	255.4
6	<b>2'19.240</b>	26.368	48.893	30.476	33.503	238.9	6	2'31.727 P	28.375	47.108	33.031	43.213	252.2
7	2'28.894 P	26.042	48.555	32.149	42.148	246.4	7	6'46.049	22.004	48.769	32.078	33.566	244.1
8	6'56.398	21.948	47.297	30.424	33.535	249.4	8	<b>2'15.348</b>	26.070	45.580	30.522	33.176	257.8
9	<b>2'15.937</b>	26.004	46.434	30.113	33.386	255.7	9	<b>2'13.871</b>	26.044	44.579	30.107	33.141	259.3
10	<b>2'15.034</b>	25.924	45.801	30.118	33.191	258.0	unfinished	25.582	44.392			256.7	
11	2'23.770 P	25.852	46.430	30.748	40.740	254.3	<b>33rd 18 Xavi CARDELUS</b> Team Stylobike AND						
12	5'09.732	20.359	45.062	30.101	33.267	255.9	Runs=3 Total laps=13 Full laps=6						
13	<b>2'13.167</b>	26.020	44.154	29.948	33.045	258.9	1	2'46.989	23.356	52.401	34.213	36.729	219.0
14	<b>2'12.985</b>	25.828	44.052	29.880	33.225	256.7	2	2'35.147 *	30.057	52.462*	34.683	37.945	212.0
15	<b>2'12.156</b>	25.830	43.566	29.660	33.100	257.2	3	2'33.971 *	30.003	50.500*	35.465	38.003	234.5
16	<b>2'11.522</b>	25.712	43.074	29.681	33.055	258.0	4	<b>2'32.286</b>	29.910	49.891	34.657	37.828	248.2
<b>30th 21 Federico FULIGNI</b> Tasca Racing Scuderi ITA							5	<b>2'31.102</b>	29.953	49.299	34.119	37.731	236.7
Runs=3 Total laps=17 Full laps=11							6	2'41.114 P	29.567	49.027	33.676	48.844	235.9
1	3'41.933	23.025	49.703	34.272	38.391	240.8	7	12'06.880	23.504	53.779	34.892	35.869	206.0
2	<b>2'28.508</b>	29.109	48.458	33.717	37.224	244.3	8	<b>2'31.673</b>	27.522	49.015	32.878	42.258	220.9
3	2'39.694 P	28.262	52.399	33.639	45.394	249.2	9	2'26.447 P	26.798	46.867	31.604	41.178	245.4
4	5'29.539	22.887	51.249	33.422	34.493	212.9	10	6'41.483	22.624	47.756	35.894	35.437	246.2
5	<b>2'21.691</b>	26.893	48.081	32.667	34.050	223.6	11	<b>2'20.824</b>	26.332	45.259	30.960	38.273	258.0
6	<b>2'17.384</b>	26.308	46.261	31.265	33.550	246.2	12	<b>2'23.930</b>	26.249	44.744	32.336	40.601	259.5
7	<b>2'15.170</b>	26.132	45.260	30.380	33.398	253.8	13	<b>2'14.055</b>	26.077	43.779	30.515	33.684	249.8
8	<b>2'14.885</b>	25.811	44.973	30.639	33.462	254.8	<b>31st 55 Alejandro MEDINA</b> SAG Team SPA						
9	<b>2'14.311</b>	26.030	44.151	30.557	33.573	255.8	Runs=3 Total laps=16 Full laps=11						
10	<b>2'14.193</b>	25.930	44.241	30.654	33.368	255.8	1	3'20.579	28.020	52.063	35.414	37.187	225.0
11	2'28.980 P	28.228	45.515	32.803	42.434	247.3	2	<b>2'30.960</b>	29.755	50.227	34.130	36.848	227.6
12	4'03.768	23.569	44.940	32.029	34.411	253.9	3	<b>2'27.558</b>	28.866	49.339	33.153	36.200	248.8
13	<b>2'13.743</b>	26.161	43.881	30.363	33.338	254.1	4	<b>2'26.093</b>	28.667	48.550	32.822	36.054	249.9
14	<b>2'18.188</b>	25.871	46.097	30.972	35.248	255.2	5	<b>2'25.373</b>	28.372	48.082	32.593	36.326	247.8
15	<b>2'12.742</b>	25.833	43.619	30.150	33.140	256.1	6	2'36.686 P	28.639	48.574	33.637	45.836	245.3
16	<b>2'12.355</b>	25.813	43.322	30.002	33.218	255.1	7	8'41.669	23.708	49.104	33.200	35.626	238.5
17	2'12.274 *	25.89*	43.083	29.964	33.330	255.7	8	<b>2'21.953</b>	27.971	47.453	32.208	34.321	251.8
<b>Fastest Lap:</b> Francesco BAGNAIA SKY Racing Team VR ITA <b>2'08.153</b> 24.978 41.803 29.102 32.270							9	<b>2'18.495</b>	26.960	46.434	31.209	33.892	254.5
These data/results cannot be reproduced, stored and/or transmitted in whole or in part by any manner of electronic, mechanical, photocopying, recording, broadcasting or otherwise now known or herein after developed without the previous express consent by the copyright owner, except for reproduction in daily press and regular printed publications on sale to the public within 60 days of the event related to those data/results and always provided that copyright symbol appears together as follows below.							10	<b>2'17.256</b>	26.697	45.624	31.250	33.685	255.3
© DORNA, 2018							11	<b>2'15.930</b>	26.171	45.192	30.606	33.961	253.9
Official MotoGP Timing by TISSOT							12	<b>2'15.813</b>	26.401	45.176	30.748	33.488	255.8
www.motogp.com													

**Fastest Lap:** Francesco BAGNAIA SKY Racing Team VR ITA **2'08.153** 24.978 41.803 29.102 32.270

These data/results cannot be reproduced, stored and/or transmitted in whole or in part by any manner of electronic, mechanical, photocopying, recording, broadcasting or otherwise now known or herein after developed without the previous express consent by the copyright owner, except for reproduction in daily press and regular printed publications on sale to the public within 60 days of the event related to those data/results and always provided that copyright symbol appears together as follows below.  
© DORNA, 2018





**GOPRO BRITISH GRAND PRIX**  
**Provisional Starting Grid**

Race : 18 laps = 106.2 km

**23**



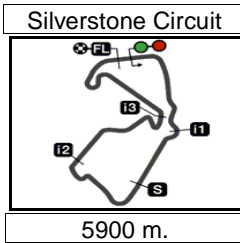
1	<b>1</b> 2'08.153 <b>42 Francesco BAGNAIA</b> Kalex	<b>2</b> 2'08.347 <b>87 Remy GARDNER</b> Tech 3	<b>3</b> 2'08.411 <b>73 Alex MARQUEZ</b> Kalex
2	<b>4</b> 2'08.442 <b>23 Marcel SCHROTTER</b> Kalex	<b>5</b> 2'08.643 <b>10 Luca MARINI</b> Kalex	<b>6</b> 2'08.756 <b>20 Fabio QUARTARARO</b> Speed Up
3	<b>7</b> 2'08.772 <b>54 Mattia PASINI</b> Kalex	<b>8</b> 2'08.774 <b>27 Iker LECUONA</b> KTM	<b>9</b> 2'08.785 <b>22 Sam LOWES</b> KTM
4	<b>10</b> 2'08.908 <b>13 Romano FENATI</b> Kalex	<b>11</b> 2'08.921 <b>97 Xavi VIERGE</b> Kalex	<b>12</b> 2'08.976 <b>7 Lorenzo BALDASSARRI</b> Kalex
5	<b>13</b> 2'09.007 <b>5 Andrea LOCATELLI</b> Kalex	<b>14</b> 2'09.041 <b>36 Joan MIR</b> Kalex	<b>15</b> 2'09.129 <b>40 Augusto FERNANDEZ</b> Kalex
6	<b>16</b> 2'09.252 <b>41 Brad BINDER</b> KTM	<b>17</b> 2'09.301 <b>77 Dominique AEGERTER</b> KTM	<b>18</b> 2'09.323 <b>64 Bo BENDSNEYDER</b> Tech 3
7	<b>19</b> 2'09.578 <b>66 Niki TUULI</b> Kalex	<b>20</b> 2'09.582 <b>16 Joe ROBERTS</b> NTS	<b>21</b> 2'09.706 <b>45 Tetsuta NAGASHIMA</b> Kalex
8	<b>22</b> 2'09.838 <b>9 Jorge NAVARRO</b> Kalex	<b>23</b> 2'09.968 <b>44 Miguel OLIVEIRA</b> KTM	<b>24</b> 2'09.994 <b>62 Stefano MANZI</b> Suter

The results are provisional until the end of the limit for protest and appeals and until the ratification of the Event Management Committee.

Time limit for protest expires 60' at the latest after publication of the results - Mr. .... Time: .....

These data/results cannot be reproduced, stored and/or transmitted in whole or in part by any manner of electronic, mechanical, photocopying, recording, broadcasting or otherwise now known or herein after developed without the previous express consent by the copyright owner, except for reproduction in daily press and regular printed publications on sale to the public within 60 days of the event related to those data/results and always provided that copyright symbol appears together as follows below.

© DORNA, 2018



Results and timing service provided by TISSOT

Moto2™

**GOPRO BRITISH GRAND PRIX**  
**Provisional Starting Grid**

Race : 18 laps = 106.2 km

**23**

9	<b>25</b> 2'10.112 <b>4 Steven ODENDAAL</b> NTS	<b>26</b> 2'10.285 <b>52 Danny KENT</b> Speed Up	<b>27</b> 2'10.888 <b>89 Khairul Idham PAWI</b> Kalex
10	<b>28</b> 2'11.033 <b>65 Josh OWENS</b> Kalex	<b>29</b> 2'11.522 <b>95 Jules DANILO</b> Kalex	<b>30</b> 2'12.355 <b>21 Federico FULIGNI</b> Kalex
11	<b>31</b> 2'12.847 <b>55 Alejandro MEDINA</b> Kalex	<b>32</b> 2'13.871 <b>24 Simone CORSI</b> Kalex	<b>33</b> 2'14.055 <b>18 Xavi CARDELUS</b> Kalex

The results are provisional until the end of the limit for protest and appeals and until the ratification of the Event Management Committee.

Time limit for protest expires 60' at the latest after publication of the results - Mr. .... Time: .....

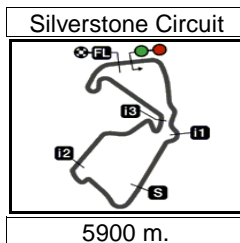
These data/results cannot be reproduced, stored and/or transmitted in whole or in part by any manner of electronic, mechanical, photocopying, recording, broadcasting or otherwise now known or herein after developed without the previous express consent by the copyright owner, except for reproduction in daily press and regular printed publications on sale to the public within 60 days of the event related to those data/results and always provided that copyright symbol appears together as follows below.

© DORNA, 2018

Official MotoGP Timing by TISSOT  
 www.motogp.com

**Silverstone, Saturday, August 25, 2018**





Results and timing service provided by TISSOT

Moto2™

## GOPRO BRITISH GRAND PRIX

After the Qualifying

### Event Best Maximum Speed



Rider	Nation Team	Motorcycle	Km/h	
41 Brad BINDER	RSA Red Bull KTM Ajo	KTM	267.8	Free Practice Nr. 3
73 Alex MARQUEZ	SPA EG 0,0 Marc VDS	KALEX	267.8	Free Practice Nr. 3
13 Romano FENATI	ITA Marinelli Snipers Team	KALEX	267.5	Free Practice Nr. 3
10 Luca MARINI	ITA SKY Racing Team VR46	KALEX	267.0	Qualifying
45 Tetsuta NAGASHIMA	JPN IDEMITSU Honda Team Asia	KALEX	266.8	Qualifying
42 Francesco BAGNAIA	ITA SKY Racing Team VR46	KALEX	266.5	Free Practice Nr. 3
54 Mattia PASINI	ITA Italtrans Racing Team	KALEX	266.4	Qualifying
36 Joan MIR	SPA EG 0,0 Marc VDS	KALEX	266.2	Free Practice Nr. 3
97 Xavi VIERGE	SPA Dynavolt Intact GP	KALEX	266.0	Free Practice Nr. 3
27 Iker LECUONA	SPA Swiss Innovative Investors	KTM	265.8	Free Practice Nr. 3
5 Andrea LOCATELLI	ITA Italtrans Racing Team	KALEX	265.1	Free Practice Nr. 3
95 Jules DANILLO	FRA Nashi Argan SAG Team	KALEX	264.6	Free Practice Nr. 3
44 Miguel OLIVEIRA	POR Red Bull KTM Ajo	KTM	264.4	Free Practice Nr. 3
77 Dominique AEGERTER	SWI Kiefer Racing	KTM	264.3	Free Practice Nr. 3
40 Augusto FERNANDEZ	SPA Pons HP40	KALEX	264.1	Free Practice Nr. 3
23 Marcel SCHROTTER	GER Dynavolt Intact GP	KALEX	263.5	Free Practice Nr. 3
64 Bo BENDSNEYDER	NED Tech 3 Racing	TECH 3	263.2	Free Practice Nr. 3
18 Xavi CARDELUS	AND Team Stylobike	KALEX	263.2	Free Practice Nr. 3
24 Simone CORSI	ITA Tasca Racing Scuderia Moto2	KALEX	263.2	Free Practice Nr. 3
7 Lorenzo BALDASSARRI	ITA Pons HP40	KALEX	263.1	Free Practice Nr. 3
52 Danny KENT	GBR + Ego Speed Up Racing	SPEED UP	263.1	Qualifying
20 Fabio QUARTARARO	FRA + Ego Speed Up Racing	SPEED UP	262.9	Free Practice Nr. 3
9 Jorge NAVARRO	SPA Federal Oil Gresini Moto2	KALEX	262.7	Free Practice Nr. 3
87 Remy GARDNER	AUS Tech 3 Racing	TECH 3	262.5	Free Practice Nr. 3
66 Niki TUULI	FIN Petronas Sprinta Racing	KALEX	262.5	Free Practice Nr. 3
22 Sam LOWES	GBR Swiss Innovative Investors	KTM	262.1	Free Practice Nr. 1
62 Stefano MANZI	ITA Forward Racing Team	SUTER	261.5	Free Practice Nr. 3
4 Steven ODENDAAL	RSA NTS RW Racing GP	NTS	261.3	Free Practice Nr. 3
89 Khairul Idham PAWI	MAL IDEMITSU Honda Team Asia	KALEX	260.5	Free Practice Nr. 3
16 Joe ROBERTS	USA NTS RW Racing GP	NTS	259.0	Free Practice Nr. 3
65 Josh OWENS	GBR Tickhill Labour and Plant	KALEX	258.8	Qualifying
55 Alejandro MEDINA	SPA SAG Team	KALEX	258.4	Free Practice Nr. 3
21 Federico FULIGNI	ITA Tasca Racing Scuderia Moto2	KALEX	258.3	Free Practice Nr. 3
32 Isaac VIÑALES	SPA Forward Racing Team	SUTER	252.9	Free Practice Nr. 1

These data/results cannot be reproduced, stored and/or transmitted in whole or in part by any manner of electronic, mechanical, photocopying, recording, broadcasting or otherwise now known or herein after developed without the previous express consent by the copyright owner, except for reproduction in daily press and regular printed publications on sale to the public within 60 days of the event related to those data/results and always provided that copyright symbol appears together as follows below.

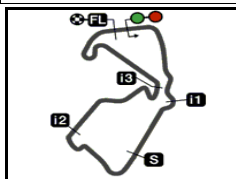
© DORNA, 2018

Official MotoGP Timing by TISSOT  
www.motogp.com

Silverstone, Saturday, August 25, 2018



Silverstone Circuit



5900 m.

Results and timing service provided by TISSOT

Moto2™

## GOPRO BRITISH GRAND PRIX

## Qualifying

## Best Partial Times

IT Ideal Lap Time, sum of the best partial times

BT Best Lap Time

T1		T2		T3		T4				IT	BT	
Pos	Rider	Time	Rider	Time	Rider	Time	Rider	Time	Pos	Rider	IT	BT
1	L.BALDASSARRI	24.932	F.BAGNAIA	41.803	J.MIR	29.008	M.SCHROTTER	32.254	1	F.BAGNAIA	2'08.136	2'08.153 (1)
2	L.MARINI	24.948	M.PASINI	41.827	R.GARDNER	29.018	F.BAGNAIA	32.270	2	M.SCHROTTE	2'08.301	2'08.442 (4)
3	F.BAGNAIA	24.961	R.GARDNER	41.853	R.FENATI	29.024	S.LOWES	32.281	3	R.GARDNER	2'08.347	2'08.347 (2)
4	M.SCHROTTER	24.974	A.MARQUEZ	41.885	M.SCHROTTER	29.071	M.PASINI	32.292	4	A.MARQUEZ	2'08.379	2'08.411 (3)
5	A.MARQUEZ	24.978	B.BENDSNEYDE	41.975	A.FERNANDEZ	29.071	L.BALDASSARRI	32.306	5	M.PASINI	2'08.386	2'08.772 (7)
6	F.QUARTARARO	25.029	M.SCHROTTER	42.002	I.LECUONA	29.091	A.FERNANDEZ	32.320	6	S.LOWES	2'08.603	2'08.785 (9)
7	R.FENATI	25.036	I.LECUONA	42.038	F.BAGNAIA	29.102	A.MARQUEZ	32.323	7	I.LECUONA	2'08.622	2'08.774 (8)
8	R.GARDNER	25.056	S.LOWES	42.076	S.LOWES	29.129	I.LECUONA	32.344	8	L.MARINI	2'08.643	2'08.643 (5)
9	A.LOCATELLI	25.059	D.AEGERTER	42.096	L.MARINI	29.135	L.MARINI	32.359	9	F.QUARTARAR	2'08.756	2'08.756 (6)
10	J.NAVARRO	25.060	F.QUARTARARO	42.126	X.VIERGE	29.138	A.LOCATELLI	32.393	10	L.BALDASSAR	2'08.845	2'08.976 (12)
11	M.PASINI	25.064	J.MIR	42.173	J.ROBERTS	29.163	F.QUARTARARO	32.399	11	R.FENATI	2'08.872	2'08.908 (10)
12	X.VIERGE	25.091	L.MARINI	42.201	J.NAVARRO	29.179	B.BINDER	32.418	12	X.VIERGE	2'08.906	2'08.921 (11)
13	J.ROBERTS	25.113	T.NAGASHIMA	42.217	B.BINDER	29.193	X.VIERGE	32.419	13	A.FERNANDEZ	2'08.919	2'09.129 (15)
14	S.LOWES	25.117	X.VIERGE	42.258	A.MARQUEZ	29.193	R.GARDNER	32.420	14	A.LOCATELLI	2'08.966	2'09.007 (13)
15	I.LECUONA	25.149	A.FERNANDEZ	42.287	L.BALDASSARRI	29.198	R.FENATI	32.421	15	J.MIR	2'08.977	2'09.041 (14)
16	B.BINDER	25.149	A.LOCATELLI	42.289	F.QUARTARARO	29.202	J.NAVARRO	32.441	16	B.BINDER	2'09.173	2'09.252 (16)
17	T.NAGASHIMA	25.175	N.TUULI	42.297	M.PASINI	29.203	T.NAGASHIMA	32.506	17	B.BENDSNEY	2'09.209	2'09.323 (18)
18	D.KENT	25.204	R.FENATI	42.391	A.LOCATELLI	29.225	M.OLIVEIRA	32.517	18	D.AEGERTER	2'09.224	2'09.301 (17)
19	S.ODENDAAL	25.205	L.BALDASSARRI	42.409	S.MANZI	29.234	B.BENDSNEYDE	32.518	19	J.ROBERTS	2'09.430	2'09.582 (20)
20	J.MIR	25.211	B.BINDER	42.413	N.TUULI	29.349	D.AEGERTER	32.555	20	T.NAGASHIMA	2'09.485	2'09.706 (21)
21	D.AEGERTER	25.214	M.OLIVEIRA	42.448	D.AEGERTER	29.359	J.MIR	32.585	21	N.TUULI	2'09.510	2'09.578 (19)
22	B.BENDSNEYDE	25.217	D.KENT	42.462	S.ODENDAAL	29.383	N.TUULI	32.622	22	J.NAVARRO	2'09.587	2'09.838 (22)
23	A.FERNANDEZ	25.241	S.ODENDAAL	42.478	M.OLIVEIRA	29.487	J.ROBERTS	32.636	23	M.OLIVEIRA	2'09.788	2'09.968 (23)
24	N.TUULI	25.242	J.ROBERTS	42.518	D.KENT	29.488	S.MANZI	32.696	24	S.ODENDAAL	2'09.817	2'10.112 (25)

These data/results cannot be reproduced, stored and/or transmitted in whole or in part by any manner of electronic, mechanical, photocopying, recording, broadcasting or otherwise now known or herein after developed without the previous express consent by the copyright owner, except for reproduction in daily press and regular printed publications on sale to the public within 60 days of the event related to those data/results and always provided that copyright symbol appears together as follows below.

© DORNA, 2018

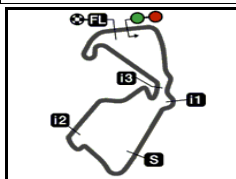
Official MotoGP Timing by TISSOT  
www.motogp.com

moto2™





Silverstone Circuit



5900 m.

Results and timing service provided by TISSOT

## GOPRO BRITISH GRAND PRIX

### Qualifying

### Best Partial Times

Moto2™

*IT* Ideal Lap Time, sum of the best partial times*BT* Best Lap Time

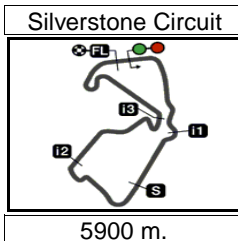
<i>T1</i>		<i>T2</i>		<i>T3</i>		<i>T4</i>				<i>IT</i>	<i>BT</i>	
<i>Pos</i>	<i>Rider</i>	<i>Time</i>	<i>Rider</i>	<i>Time</i>	<i>Rider</i>	<i>Time</i>	<i>Rider</i>	<i>Time</i>	<i>Pos</i>	<i>Rider</i>		
25	S.MANZI	25.276	S.MANZI	42.768	B.BENDSNEYDE	29.499	S.ODENDAAL	32.751	25	<b>S.MANZI</b>	2'09.974	2'09.994 (24)
26	<b>M.OLIVEIRA</b>	<b>25.336</b>	<b>K.PAWI</b>	<b>42.833</b>	<b>J.OWENS</b>	<b>29.522</b>	<b>D.KENT</b>	<b>32.821</b>	26	<b>D.KENT</b>	2'09.975	2'10.285 (26)
27	K.PAWI	25.401	J.NAVARRO	42.907	T.NAGASHIMA	29.587	K.PAWI	32.827	27	<b>K.PAWI</b>	2'10.738	2'10.888 (27)
28	<b>S.CORSI</b>	<b>25.582</b>	<b>J.OWENS</b>	<b>42.969</b>	<b>J.DANILO</b>	<b>29.660</b>	<b>J.OWENS</b>	<b>32.934</b>	28	<b>J.OWENS</b>	2'11.033	2'11.033 (28)
29	J.OWENS	25.608	J.DANILO	43.074	K.PAWI	29.677	J.DANILO	33.045	29	<b>J.DANILO</b>	2'11.491	2'11.522 (29)
30	<b>J.DANILO</b>	<b>25.712</b>	<b>F.FULIGNI</b>	<b>43.083</b>	<b>F.FULIGNI</b>	<b>29.964</b>	<b>F.FULIGNI</b>	<b>33.140</b>	30	<b>F.FULIGNI</b>	2'11.998	2'12.355 (30)
31	F.FULIGNI	25.811	A.MEDINA	43.712	A.MEDINA	30.015	S.CORSI	33.141	31	<b>A.MEDINA</b>	2'12.847	2'12.847 (31)
32	<b>A.MEDINA</b>	<b>25.846</b>	<b>X.CARDELUS</b>	<b>43.779</b>	<b>S.CORSI</b>	<b>30.107</b>	<b>A.MEDINA</b>	<b>33.274</b>	32	<b>S.CORSI</b>	2'13.222	2'13.871 (32)
33	X.CARDELUS	26.077	S.CORSI	44.392	X.CARDELUS	30.515	X.CARDELUS	33.684	33	<b>X.CARDELUS</b>	2'14.055	2'14.055 (33)

These data/results cannot be reproduced, stored and/or transmitted in whole or in part by any manner of electronic, mechanical, photocopying, recording, broadcasting or otherwise now known or herein after developed without the previous express consent by the copyright owner, except for reproduction in daily press and regular printed publications on sale to the public within 60 days of the event related to those data/results and always provided that copyright symbol appears together as follows below.

© DORNA, 2018

Official MotoGP Timing by TISSOT  
www.motogp.com





Results and timing service provided by TISSOT

Moto2™

**GOPRO BRITISH GRAND PRIX**  
**Qualifying**  
**Fastest Laps Sequence**

<i>Practice Time</i>	<i>Rider</i>	<i>Nation</i>	<i>Motorcycle</i>	<i>Time</i>	<i>Km/h</i>	<i>Rider's Lap</i>
5'01.464	7 Lorenzo BALDASSARRI	ITA	KALEX	2'21.641	149.9	2
6'40.350	54 Mattia PASINI	ITA	KALEX	2'19.897	151.8	2
7'19.437	7 Lorenzo BALDASSARRI	ITA	KALEX	2'17.973	153.9	3
8'56.949	54 Mattia PASINI	ITA	KALEX	2'16.599	155.4	3
9'35.760	7 Lorenzo BALDASSARRI	ITA	KALEX	2'16.323	155.8	4
9'35.948	73 Alex MARQUEZ	SPA	KALEX	2'15.746	156.4	3
11'11.439	54 Mattia PASINI	ITA	KALEX	2'14.490	157.9	4
13'25.718	54 Mattia PASINI	ITA	KALEX	2'14.279	158.1	5
16'28.699	73 Alex MARQUEZ	SPA	KALEX	2'12.976	159.7	6
19'49.946	42 Francesco BAGNAIA	ITA	KALEX	2'12.843	159.8	7
20'13.711	22 Sam LOWES	GBR	KTM	2'12.572	160.2	7
21'24.805	13 Romano FENATI	ITA	KALEX	2'12.411	160.4	4
22'25.086	22 Sam LOWES	GBR	KTM	2'11.375	161.6	8
25'30.072	73 Alex MARQUEZ	SPA	KALEX	2'11.009	162.1	10
26'26.627	54 Mattia PASINI	ITA	KALEX	2'10.885	162.2	8
28'42.596	27 Iker LECUONA	SPA	KTM	2'10.497	162.7	11
31'55.298	23 Marcel SCHROTTER	GER	KALEX	2'10.048	163.3	11
36'30.039	22 Sam LOWES	GBR	KTM	2'09.827	163.6	13
37'44.783	27 Iker LECUONA	SPA	KTM	2'09.480	164.0	14
38'39.281	22 Sam LOWES	GBR	KTM	2'09.242	164.3	14
39'53.557	27 Iker LECUONA	SPA	KTM	2'08.774	164.9	15
42'34.712	42 Francesco BAGNAIA	ITA	KALEX	2'08.551	165.2	15
44'38.629	23 Marcel SCHROTTER	GER	KALEX	2'08.442	165.3	16
45'04.514	73 Alex MARQUEZ	SPA	KALEX	2'08.411	165.4	17
46'21.569	87 Remy GARDNER	AUS	TECH 3	2'08.347	165.4	14
46'55.404	42 Francesco BAGNAIA	ITA	KALEX	2'08.153	165.7	17

These data/results cannot be reproduced, stored and/or transmitted in whole or in part by any manner of electronic, mechanical, photocopying, recording, broadcasting or otherwise now known or herein after developed without the previous express consent by the copyright owner, except for reproduction in daily press and regular printed publications on sale to the public within 60 days of the event related to those data/results and always provided that copyright symbol appears together as follows below.

© DORNA, 2018

Official MotoGP Timing by TISSOT  
 www.motogp.com

Silverstone, Saturday, August 25, 2018

