

5900 m.

## GOPRO BRITISH GRAND PRIX

Qualifying  
Classification

	<i>Rider</i>	<i>Nation</i>	<i>Team</i>	<i>Motorcycle</i>	<i>Time</i>	<i>Lap Total</i>	<i>Gap</i>	<i>Top Speed</i>
1	88 <b>Jorge MARTIN</b>	SPA	Del Conca Gresini Moto3	HONDA	<b>2'13.292</b>	11 11		<b>221.7</b>
2	5 <b>Jaume MASIA</b>	SPA	Bester Capital Dubai	KTM	<b>2'13.293</b>	11 11	0.001 0.001	<b>229.4</b>
3	48 <b>Lorenzo DALLA PORTA</b>	ITA	Leopard Racing	HONDA	<b>2'13.313</b>	11 11	0.021 0.020	<b>227.5</b>
4	75 <b>Albert ARENAS</b>	SPA	Angel Nieto Team Moto3	KTM	<b>2'13.443</b>	8 8	0.151 0.130	<b>222.2</b>
5	21 <b>Fabio DI GIANNANTONIO</b>	ITA	Del Conca Gresini Moto3	HONDA	<b>2'13.574</b>	3 9	0.282 0.131	<b>227.8</b>
6	24 <b>Tatsuki SUZUKI</b>	JPN	SIC58 Squadra Corse	HONDA	<b>2'13.819</b>	7 7	0.527 0.245	<b>227.0</b>
7	19 <b>Gabriel RODRIGO</b>	ARG	RBA BOE Skull Rider	KTM	<b>2'13.839</b>	3 8	0.547 0.020	<b>227.8</b>
8	33 <b>Enea BASTIANINI</b>	ITA	Leopard Racing	HONDA	<b>2'13.885</b>	11 11	0.593 0.046	<b>225.1</b>
9	8 <b>Nicolo BULEGA</b>	ITA	SKY Racing Team VR46	KTM	<b>2'13.899</b>	11 11	0.607 0.014	<b>227.1</b>
10	42 <b>Marcos RAMIREZ</b>	SPA	Bester Capital Dubai	KTM	<b>2'13.940</b>	10 10	0.648 0.041	<b>229.4</b>
11	12 <b>Marco BEZZECCHI</b>	ITA	Redox PruestelGP	KTM	<b>2'13.962</b>	2 10	0.670 0.022	<b>226.3</b>
12	23 <b>Niccolò ANTONELLI</b>	ITA	SIC58 Squadra Corse	HONDA	<b>2'14.009</b>	10 10	0.717 0.047	<b>231.2</b>
13	44 <b>Aron CANET</b>	SPA	Estrella Galicia 0,0	HONDA	<b>2'14.035</b>	2 8	0.743 0.026	<b>227.5</b>
14	65 <b>Philipp OETTL</b>	GER	Sudmetal Schedl GP Racing	KTM	<b>2'14.052</b>	10 11	0.760 0.017	<b>228.2</b>
15	7 <b>Adam NORRODIN</b>	MAL	Petronas Sprinta Racing	HONDA	<b>2'14.060</b>	10 10	0.768 0.008	<b>226.2</b>
16	22 <b>Kazuki MASAKI</b>	JPN	RBA BOE Skull Rider	KTM	<b>2'14.140</b>	11 11	0.848 0.080	<b>227.5</b>
17	84 <b>Jakub KORNFEIL</b>	CZE	Redox PruestelGP	KTM	<b>2'14.183</b>	7 12	0.891 0.043	<b>223.6</b>
18	14 <b>Tony ARBOLINO</b>	ITA	Marinelli Snipers Team	HONDA	<b>2'14.284</b>	6 8	0.992 0.101	<b>229.2</b>
19	17 <b>John MCPHEE</b>	GBR	CIP - Green Power	KTM	<b>2'14.311</b>	9 9	1.019 0.027	<b>226.4</b>
20	71 <b>Ayumu SASAKI</b>	JPN	Petronas Sprinta Racing	HONDA	<b>2'14.370</b>	10 10	1.078 0.059	<b>226.2</b>
21	10 <b>Dennis FOGGIA</b>	ITA	SKY Racing Team VR46	KTM	<b>2'14.603</b>	11 11	1.311 0.233	<b>229.5</b>
22	72 <b>Alonso LOPEZ</b>	SPA	Estrella Galicia 0,0	HONDA	<b>2'14.946</b>	11 11	1.654 0.343	<b>222.5</b>
23	77 <b>Vicente PEREZ</b>	SPA	Reale Avintia Academy 77	KTM	<b>2'15.022</b>	3 10	1.730 0.076	<b>225.4</b>
24	41 <b>Nakarin ATIRATPHUVAP</b>	THA	Honda Team Asia	HONDA	<b>2'15.058</b>	4 12	1.766 0.036	<b>224.2</b>
25	16 <b>Andrea MIGNO</b>	ITA	Angel Nieto Team Moto3	KTM	<b>2'15.134</b>	3 10	1.842 0.076	<b>228.3</b>
26	27 <b>Kaito TOBA</b>	JPN	Honda Team Asia	HONDA	<b>2'15.171</b>	11 11	1.879 0.037	<b>228.2</b>
27	40 <b>Darryn BINDER</b>	RSA	Red Bull KTM Ajo	KTM	<b>2'15.424</b>	2 10	2.132 0.253	<b>227.6</b>
28	69 <b>Tom BOOTH-AMOS</b>	GBR	Leopard Racing	HONDA	<b>2'15.969</b>	3 11	2.677 0.545	<b>219.9</b>
29	81 <b>Stefano NEPA</b>	ITA	CIP - Green Power	KTM	<b>2'16.098</b>	5 11	2.806 0.129	<b>227.5</b>
30	20 <b>Jake ARCHER</b>	GBR	City Lifting RS Racing	KTM	<b>2'17.227</b>	11 11	3.935 1.129	<b>220.9</b>

Practice condition: Dry

Air: 15°

Humidity: 67%

Ground: 23°

<b>Fastest Lap:</b>	Lap: 11	<b>Jorge MARTIN</b>	<b>2'13.292</b>	159.3 Km/h
<b>Circuit Record Lap:</b>	2017	<b>Jorge MARTIN</b>	<b>2'13.025</b>	159.6 Km/h
<b>Circuit Best Lap:</b>	2015	<b>Jorge NAVARRO</b>	<b>2'12.440</b>	160.3 Km/h

The results are provisional until the end of the limit for protest and appeals.

Time limit for protest expires 30' after publication of the results - ..... Time: .....

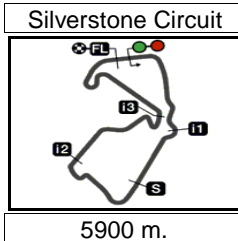
These data/results cannot be reproduced, stored and/or transmitted in whole or in part by any manner of electronic, mechanical, photocopying, recording, broadcasting or otherwise now known or herein after developed without the previous express consent by the copyright owner, except for reproduction in daily press and regular printed publications on sale to the public within 60 days of the event related to those data/results and always provided that copyright symbol appears together as follows below.

© DORNA, 2018

Official MotoGP Timing by TISSOT  
www.motogp.com

Silverstone, Saturday, August 25, 2018





## GOPRO BRITISH GRAND PRIX

## Qualifying

## Top Speed &amp; Average

21A



Rider	Nation	Motorcycle	Top 5 speeds					Average	Top
23 Niccolò ANTONELLI	ITA	HONDA	231.2	227.8	226.0	224.2	224.1	226.7	231.2
10 Dennis FOGGIA	ITA	KTM	229.5	228.9	228.3	227.0	225.9	227.9	229.5
5 Jaume MASIA	SPA	KTM	229.4	227.9	227.2	226.7	225.3	227.3	229.4
42 Marcos RAMIREZ	SPA	KTM	229.4	227.4	226.4	224.5	222.7	226.1	229.4
14 Tony ARBOLINO	ITA	HONDA	229.2	228.8	224.2	223.7	221.6	225.5	229.2
16 Andrea MIGNO	ITA	KTM	228.3	226.5	226.1	224.3	224.2	225.9	228.3
27 Kaito TOBA	JPN	HONDA	228.2	226.1	224.3	224.1	223.1	225.2	228.2
65 Philipp OETTL	GER	KTM	228.2	226.7	226.6	226.5	226.4	226.9	228.2
21 Fabio DI GIANNANTONIO	ITA	HONDA	227.8	225.7	222.4	222.4	217.7	223.2	227.8
19 Gabriel RODRIGO	ARG	KTM	227.8	227.8	222.9	221.6	221.6	224.3	227.8
40 Darryn BINDER	RSA	KTM	227.6	222.5	219.2	216.0	215.8	220.2	227.6
44 Aron CANET	SPA	HONDA	227.5	227.4	223.0	220.9	218.8	223.5	227.5
22 Kazuki MASAKI	JPN	KTM	227.5	226.6	225.5	223.0	221.8	224.9	227.5
48 Lorenzo DALLA PORTA	ITA	HONDA	227.5	227.2	224.1	224.0	222.0	225.0	227.5
81 Stefano NEPA	ITA	KTM	227.5	226.2	225.0	224.3	223.6	225.3	227.5
8 Nicolo BULEGA	ITA	KTM	227.1	226.2	225.7	225.3	225.0	225.9	227.1
24 Tatsuki SUZUKI	JPN	HONDA	227.0	223.6	223.0	219.6	219.4	222.5	227.0
17 John MCPHEE	GBR	KTM	226.4	226.3	225.7	225.0	224.8	225.6	226.4
12 Marco BEZZECCHI	ITA	KTM	226.3	223.8	221.4	221.0	219.0	222.3	226.3
7 Adam NORRODIN	MAL	HONDA	226.2	223.7	223.7	223.6	222.0	223.8	226.2
71 Ayumu SASAKI	JPN	HONDA	226.2	225.7	225.3	224.9	224.3	225.3	226.2
77 Vicente PEREZ	SPA	KTM	225.4	224.3	221.4	218.3	217.3	221.3	225.4
33 Enea BASTIANINI	ITA	HONDA	225.1	223.8	222.4	220.3	218.0	221.9	225.1
41 Nakarin ATIRATPHUVAPAT	THA	HONDA	224.2	223.2	222.6	221.7	214.4	221.2	224.2
84 Jakub KORNFEIL	CZE	KTM	223.6	223.0	222.7	221.5	221.2	222.4	223.6
72 Alonso LOPEZ	SPA	HONDA	222.5	222.3	219.1	217.6	217.2	219.3	222.5
75 Albert ARENAS	SPA	KTM	222.2	221.9	221.6	220.4	220.2	221.3	222.2
88 Jorge MARTIN	SPA	HONDA	221.7	221.3	219.9	218.9	218.1	220.0	221.7
20 Jake ARCHER	GBR	KTM	220.9	219.5	217.7	215.6	214.0	217.5	220.9
69 Tom BOOTH-AMOS	GBR	HONDA	219.9	219.6	218.9	217.1	215.6	218.2	219.9

These data/results cannot be reproduced, stored and/or transmitted in whole or in part by any manner of electronic, mechanical, photocopying, recording, broadcasting or otherwise now known or herein after developed without the previous express consent by the copyright owner, except for reproduction in daily press and regular printed publications on sale to the public within 60 days of the event related to those data/results and always provided that copyright symbol appears together as follows below.

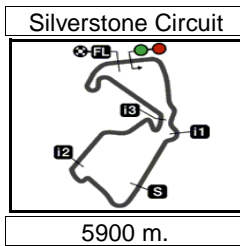
© DORNA, 2018

Official MotoGP Timing by TISSOT  
www.motogp.com

 moto3



Silverstone, Saturday, August 25, 2018



Results and timing service provided by **TISSOT**

**Moto3™**

**GOPRO BRITISH GRAND PRIX**

**Qualifying**

**Chronological Analysis of Performances**

**22A**

\* Lap / Sector time cancelled      T1 Time from finish line to 1st intermediate      T3 Time from 2nd intermed. to 3rd intermed.  
P Crossing the finish line in pit lane      T2 Time from 1st intermed. to 2nd intermed.      T4 Time from 3rd intermediate to finish line

Lap	Lap Time	T1	T2	T3	T4	Speed	Lap	Lap Time	T1	T2	T3	T4	Speed	
<b>1st</b>	<b>88</b>	<b>Jorge MARTIN</b> Del Conca Gresini Mo SPA						3	<b>2'14.442</b>	26.330	43.517	30.330	34.265	221.6
		Runs=3	Total laps=11	Full laps=4			4	<b>2'14.613</b>	26.205	44.090	30.022	34.296	220.1	
1	3'13.366 *	21.669	52.248*	32.343	36.097	215.8	5	2'28.874 P	27.316	45.190	30.576	45.792	209.2	
2	<b>2'14.776</b>	26.462	43.835	29.977	34.502	218.9	6	2'53.120 *	38.230	48.212*	34.598	40.342	220.4	
3	2'34.678 *	31.35*	49.201*	30.960	43.164	219.9	7	<b>2'16.335</b>	26.441	44.227	30.982	34.685	222.2	
4	<b>2'14.063</b>	26.228	43.623	29.858	34.354	221.7	8	<b>2'13.443</b>	26.214	43.388	29.820	34.021	220.2	
5	2'16.322 *	26.284	43.780*	31.433	34.825	221.3								
6	2'19.444 P	26.128	44.056	29.981	39.279	217.5								
7	4'32.732 *	20.228	42.046*	30.327	34.970	215.0								
8	2'30.276 P	26.379	44.289	31.568	48.040	218.1								
9	15'27.210 *	21.705	47.784*	35.636	38.817	215.1								
10	<b>2'16.488</b>	26.671	44.775	30.306	34.736	208.6								
11	<b>2'13.292</b>	25.861	43.672	29.602	34.157	217.6								
<b>2nd</b>	<b>5</b>	<b>Jaume MASIA</b> Bester Capital Dubai SPA												
		Runs=3	Total laps=11	Full laps=5										
1	3'18.366	22.694	50.881	33.087	36.665	224.2								
2	<b>2'14.311</b>	26.070	43.547	30.466	34.228	227.9								
3	<b>2'14.724</b>	26.168	43.851	30.259	34.446	229.4								
4	2'18.705 *	26.235	46.604*	31.215	34.651	211.8								
5	2'23.016 P	26.400	43.874	30.350	42.392	225.3								
6	5'58.368	20.896	44.314	30.051	34.347	217.2								
7	<b>2'14.921</b>	26.219	43.855	30.005	34.842	215.9								
8	2'53.176 P	30.028	47.590*	38.512	57.046	212.5								
9	13'51.371 *	41.477	55.436*	35.373	40.670	207.2								
10	<b>2'15.265</b>	26.774	43.916	30.089	34.486	227.2								
11	<b>2'13.293</b>	26.042	43.451	29.770	34.030	226.7								
<b>3rd</b>	<b>48</b>	<b>Lorenzo DALLA PO</b> Leopard Racing ITA												
		Runs=3	Total laps=11	Full laps=5										
1	2'52.555	27.916	46.255	31.950	42.052	215.7								
2	<b>2'15.515</b>	26.385	44.104	30.376	34.650	221.6								
3	<b>2'15.505</b>	26.343	44.155	30.344	34.663	220.9								
4	2'18.682 *	29.90*	43.941	30.306	34.529	224.0								
5	<b>2'14.977</b>	26.114	43.883	30.370	34.610	224.1								
6	2'26.880 P	27.055	47.054	30.816	41.955	214.9								
7	5'56.372 *	38.546	44.133*	30.170	35.329	220.3								
8	2'29.853 P	26.123	44.083	29.982	49.665	222.0								
9	14'35.004	20.827	46.397	35.407	39.834	218.4								
10	<b>2'14.640</b>	26.351	43.786	30.006	34.497	227.2								
11	<b>2'13.313</b>	25.975	43.514	29.755	34.069	227.5								
<b>4th</b>	<b>75</b>	<b>Albert ARENAS</b> Angel Nieto Team Mot SPA												
		Runs=2	Total laps=8	Full laps=5										
1	3'18.777	21.747	46.561	32.490	36.877	213.2								
2	<b>2'15.109</b>	26.537	43.828	30.286	34.458	221.9								
<b>5th</b>	<b>21</b>	<b>Fabio DI GIANNANT</b> Del Conca Gresini Mo ITA												
		Runs=3	Total laps=9	Full laps=4										
1	3'18.096	22.483	46.635	32.363	36.582	212.2								
2	<b>2'14.214</b>	26.168	43.653	30.292	34.101	225.7								
3	<b>2'13.574</b>	26.305	43.319	29.850	34.100	227.8								
4	2'21.685 *	26.218	50.427*	30.388	34.652	204.7								
5	2'21.384 P	26.093	44.072	30.241	40.978	217.7								
6	9'34.088 P	22.193	44.282*	31.633	54.161	216.0								
7	15'22.788 *	21.283	46.004*	34.871	38.893	217.6								
8	<b>2'15.679</b>	26.217	44.178	30.554	34.730	222.4								
9	<b>2'13.788</b>	26.156	43.485	29.919	34.228	222.4								
<b>6th</b>	<b>24</b>	<b>Tatsuki SUZUKI</b> SIC58 Squadra Corse JPN												
		Runs=3	Total laps=8	Full laps=3										
1	3'14.938	21.407	48.583	32.859	35.587	223.0								
2	<b>2'14.598</b>	26.338	43.735	30.173	34.352	227.0								
3	2'40.643 P	26.573	48.309	30.958	54.803	223.6								
4	12'11.306 *	36.461	45.934*	30.278	34.856	211.5								
	unfinished	26.310	44.015	29.948		218.1								
5	2'23.303 *	21.13*	47.796	32.256	42.117	219.6								
6	2'16.209 *	26.46*	44.841	30.284	34.621	210.4								
7	<b>2'13.819</b>	26.035	43.852	29.691	34.241	219.4								
<b>7th</b>	<b>19</b>	<b>Gabriel RODRIGO</b> RBA BOE Skull Rider ARG												
		Runs=3	Total laps=9	Full laps=3										
1	2'56.256 *	26.457	44.476*	31.797	42.750	221.6								
2	<b>2'14.388</b>	26.514	43.877	29.876	34.121	221.6								
3	<b>2'13.839</b>	26.099	43.698	29.969	34.073	227.8								
4	<b>2'19.154</b>	26.533	45.078	32.998	34.545	216.5								
5	2'31.984 P	26.179	49.531	31.119	45.155	222.9								
6	6'48.641	26.828	47.088	30.202	34.441	161.1								
7	2'34.461 P	26.505	46.701	34.125	47.130	217.3								
8	15'49.039 *	21.279	45.695*	34.581	40.567	221.4								
	unfinished	26.171	43.592			227.8								
<b>8th</b>	<b>33</b>	<b>Enea BASTIANINI</b> Leopard Racing ITA												
		Runs=3	Total laps=11	Full laps=6										
1	2'54.266	27.262	46.520	31.233	44.003	213.4								
2	<b>2'15.826</b>	26.590	44.413	30.409	34.414	222.4								
3	<b>2'15.003</b>	26.350	43.895	30.472	34.286	223.8								

**Fastest Lap:** Jorge MARTIN Del Conca Gresini Mo SPA **2'13.292** 25.861 43.672 29.602 34.157

These data/results cannot be reproduced, stored and/or transmitted in whole or in part by any manner of electronic, mechanical, photocopying, recording, broadcasting or otherwise now known or herein after developed without the previous express consent by the copyright owner, except for reproduction in daily press and regular printed publications on sale to the public within 60 days of the event related to those data/results and always provided that copyright symbol appears together as follows below.  
© DORNA, 2018



# Qualifying

# Moto3

Lap	Lap Time	T1	T2	T3	T4	Speed	Lap	Lap Time	T1	T2	T3	T4	Speed
4	2'14.714	26.118	43.909	30.086	34.601	220.3	5	2'20.825	P 26.308	43.823	30.747	39.947	224.1
5	2'18.535	27.179	46.247	30.410	34.699	197.1	6	7'42.391	* 36.122	43.922*	30.213	35.453	216.3
6	2'26.214	P 29.95*	44.412	30.851	41.000	217.4	7	3'14.076	P 26.214	43.763	30.147	1'33.952	217.3
7	5'54.047	* 32.338	44.825*	30.478	38.877	213.1	8	13'51.952	20.775	46.135	35.695	40.839	216.4
8	2'37.403	P 26.506	48.519	30.117	52.261	215.3	9	2'14.396	26.122	43.755	30.141	34.378	226.0
9	14'28.259	21.278	46.341	34.040	38.465	217.8	10	2'14.009	26.281	43.495	30.134	34.099	224.2
10	2'14.134	26.127	43.721	29.968	34.318	225.1	<b>13th 44 Aron CANET</b> Estrella Galicia 0,0 SPA						
11	2'13.885	26.118	43.730	29.794	34.243	218.0	Runs=2 Total laps=8 Full laps=4						
<b>9th 8 Nicolo BULEGA</b> SKY Racing Team VR ITA							1	3'16.692	22.484	51.981	33.094	35.958	218.8
Runs=3 Total laps=11 Full laps=7							2	2'14.035	26.221	43.500	30.007	34.307	227.4
1	3'15.928	35.257	48.073	33.462	37.898	212.6	3	2'17.269	26.370	44.708	31.703	34.488	227.5
2	2'17.035	26.734	44.125	30.966	35.210	225.7	4	2'14.398	26.234	43.756	29.918	34.490	223.0
3	2'15.337	26.398	43.845	30.529	34.565	226.2	5	2'23.549	* 31.77*	45.596*	30.767	35.411	220.9
4	2'15.638	26.546	44.467	30.336	34.289	225.3	6	2'14.420	26.171	43.684	30.102	34.463	217.2
5	2'22.622	26.622	44.704	36.451	34.845	215.0	7	2'23.912	P 26.878	44.190	30.519	42.325	214.2
6	2'15.000	26.341	44.259	30.093	34.307	222.2	8	19'28.496	P 23.834	50.965	33.187	44.012	203.8
7	2'22.846	P 26.567	43.798	30.521	41.960	220.5	<b>14th 65 Philipp OETTL</b> Sudmetal Schedl GP GER						
8	5'57.695	P 36.185	45.221	30.732	56.595	212.0	Runs=3 Total laps=11 Full laps=6						
9	14'25.813	50.438	50.153	36.740	46.920	187.4	1	3'15.433	22.013	48.788	32.764	36.405	223.9
10	2'15.365	26.352	43.855	30.754	34.404	225.0	2	2'16.238	26.719	44.211	30.705	34.603	226.7
11	2'13.899	26.263	43.460	30.019	34.157	227.1	3	2'17.435	26.590	44.279	32.098	34.468	226.6
<b>10th 42 Marcos RAMIREZ</b> Bester Capital Dubai SPA							4	2'15.550	26.475	44.204	30.468	34.403	226.5
Runs=3 Total laps=10 Full laps=5							5	2'26.751	P 27.715	45.045*	31.085	42.906	215.2
1	3'14.325	* 21.999	46.263*	33.584	38.080	217.9	6	4'16.734	* 21.173	43.539*	30.138	34.270	220.3
2	2'14.878	26.698	43.730	30.254	34.196	227.4	7	2'14.458	26.285	43.983	29.970	34.220	221.2
3	2'15.081	26.468	43.928	30.113	34.572	222.7	8	2'33.065	P 27.740	45.504	33.645	46.176	208.7
4	2'23.806	* 30.01*	47.837*	31.440	34.519	216.3	9	15'51.604	* 20.821	43.828*	34.293	39.044	223.6
5	2'14.733	26.377	43.697	30.145	34.514	224.5	10	2'14.052	26.309	43.534	29.981	34.228	226.4
6	2'25.647	P 27.464	44.787	30.667	42.729	221.3	11	2'14.562	26.657	43.476	30.218	34.211	228.2
7	7'15.705	P 27.032	51.767	31.018	54.816	204.7	<b>15th 7 Adam NORRODIN</b> Petronas Sprinta Raci MAL						
8	15'20.899	41.734	51.579	34.929	41.925	213.1	Runs=3 Total laps=10 Full laps=4						
9	2'15.204	26.499	44.144	30.395	34.166	226.4	1	3'13.915	22.736	48.426	34.516	35.499	216.4
10	2'13.940	26.137	43.577	29.922	34.304	229.4	2	2'15.460	26.711	44.033	30.233	34.483	223.6
<b>11th 12 Marco BEZZECCHI</b> Redox PruestelGP ITA							3	2'15.240	26.508	44.053	30.194	34.485	223.7
Runs=3 Total laps=11 Full laps=4							4	2'23.324	* 30.48*	47.271*	30.854	34.710	221.1
1	3'14.684	* 22.056	53.351*	32.409	35.448	217.9	5	2'22.976	P 26.421	44.067	30.346	42.142	222.0
2	2'13.962	26.095	43.538	30.178	34.151	223.8	6	7'50.849	36.126	45.402	30.453	34.778	216.5
3	2'32.733	* 31.13*	47.887*	30.613	43.098	221.4	7	2'31.519	P 26.484	43.859	30.139	51.037	219.9
4	2'15.292	26.415	44.149	30.289	34.439	219.0	8	14'34.896	* 20.800	45.121*	34.020	39.791	219.1
5	2'15.000	26.292	44.033	30.196	34.479	221.0	9	2'14.881	26.376	43.747	30.409	34.349	226.2
6	2'15.032	26.256	44.142	30.138	34.496	218.4	10	2'14.060	26.164	43.603	30.047	34.246	223.7
7	2'24.727	P 26.798	45.236	30.702	41.991	214.4	<b>16th 22 Kazuki MASAKI</b> RBA BOE Skull Rider JPN						
8	4'48.285	P 26.250	51.883	30.758	51.105	206.6	Runs=3 Total laps=11 Full laps=6						
9	15'24.906	40.900	52.581	36.341	44.086	196.7	1	2'53.404	25.592	46.547	31.455	42.674	215.3
10	2'15.004	* 26.397	44.139*	30.215	34.253	226.3	2	2'16.134	26.521	44.397	30.840	34.376	227.5
unfinished	26.012					218.4	3	2'15.609	26.476	44.144	30.540	34.449	221.8
<b>12th 23 Niccolò ANTONELL</b> SIC58 Squadra Corse ITA							4	2'15.244	26.349	44.071	30.259	34.565	219.2
Runs=3 Total laps=10 Full laps=5							5	2'18.719	27.359	46.221	30.393	34.746	202.4
1	3'17.572	21.162	48.242	33.086	37.362	222.1	6	2'28.025	P 26.453	45.244	33.134	43.194	223.0
2	2'15.045	26.186	43.963	30.388	34.508	227.8	7	5'51.808	* 33.373	44.580*	30.442	38.018	216.3
3	2'29.571	26.369	44.527	32.482	46.193	231.2	8	2'34.729	P 26.428	44.326	30.461	53.514	216.8
4	2'14.801	26.358	43.899	30.255	34.289	220.1	9	14'34.339	21.272	45.896	34.612	40.304	218.1

**Fastest Lap:** Jorge MARTIN Del Conca Gresini Mo SPA 2'13.292 25.861 43.672 29.602 34.157

These data/results cannot be reproduced, stored and/or transmitted in whole or in part by any manner of electronic, mechanical, photocopying, recording, broadcasting or otherwise now known or herein after developed without the previous express consent by the copyright owner, except for reproduction in daily press and regular printed publications on sale to the public within 60 days of the event related to those data/results and always provided that copyright symbol appears together as follows below.  
© DORNA, 2018



# Qualifying

# Moto3

Lap	Lap Time	T1	T2	T3	T4	Speed	Lap	Lap Time	T1	T2	T3	T4	Speed
10	<b>2'14.733</b>	26.360	43.640	30.443	<b>34.290</b>	226.6	1	3'15.244 *	35.682	53.101 *	32.238	35.506	219.9
11	<b>2'14.140</b>	<b>26.104</b>	<b>43.600</b>	<b>30.117</b>	34.319	225.5	2	2'15.415 *	26.365	44.021 *	30.416	34.613	228.9
<b>17th 84 Jakub KORNFEIL</b> Redox PruestelGP CZE							<b>22nd 72 Alonso LOPEZ</b> Estrella Galicia 0,0 SPA						
Runs=3 Total laps=12 Full laps=8							Runs=2 Total laps=11 Full laps=5						
1	3'13.643 *	21.627	48.911 *	32.634	35.365	222.7	1	3'12.716	22.539	47.867	33.021	35.220	214.8
2	<b>2'15.078</b>	26.703	43.895	30.179	<b>34.301</b>	223.0	2	<b>2'16.236</b>	27.002	44.234	30.306	34.694	215.3
3	<b>2'19.120</b>	26.555	44.208	32.875	35.482	218.0	3	2'19.019 *	26.611	45.891 *	31.928	34.589	215.4
4	<b>2'17.536</b>	26.306	44.830	31.888	34.512	221.2	4	<b>2'15.817</b>	<b>26.381</b>	44.521	30.307	34.608	217.6
5	<b>2'15.341</b>	26.733	43.899	30.181	34.528	221.5	5	2'21.407 *	30.49 *	44.810 *	30.579	35.528	219.1
6	<b>2'22.530</b>	27.239	50.276	30.583	34.432	204.2	6	2'16.185 *	26.744	44.606 *	<b>30.172</b>	34.663	217.2
7	<b>2'14.183</b>	<b>26.213</b>	<b>43.608</b>	30.006	34.356	<b>223.6</b>	7	<b>2'16.406</b>	26.565	44.286	30.606	34.949	217.2
8	2'24.127 P	27.952	44.646	30.641	40.888	218.3	8	2'31.934 P	28.517	47.077	32.350	43.990	197.9
9	4'51.037 P	29.299	47.289	37.532	51.910	211.4	9	17'54.212	32.226	57.548	34.311	46.702	163.9
10	12'16.082 *	22.942	45.296 *	33.275	37.758	216.0	10	<b>2'16.200</b>	26.700	44.262	30.185	35.053	<b>222.5</b>
11	<b>2'22.084</b>	27.073	44.858	30.746	39.407	217.1	11	<b>2'14.946</b>	26.514	<b>43.870</b>	30.362	<b>34.200</b>	222.3
12	<b>2'14.906</b>	26.515	44.102	<b>29.954</b>	34.335	219.7	<b>23rd 77 Vicente PEREZ</b> Reale Avintia Academ SPA						
Runs=2 Total laps=9 Full laps=6							Runs=4 Total laps=10 Full laps=3						
1	3'16.936	22.217	49.888	34.772	36.390	223.7	1	2'52.972 *	21.215	44.834 *	30.965	40.956	218.3
2	2'15.085 *	26.221	43.720	30.431	34.713 *	<b>229.2</b>	2	<b>2'15.744</b>	26.655	44.300	30.370	<b>34.419</b>	224.3
3	<b>2'15.476</b>	26.718	43.856	30.599	<b>34.303</b>	228.8	3	<b>2'15.022</b>	<b>26.381</b>	<b>43.904</b>	<b>30.278</b>	34.459	<b>225.4</b>
4	<b>2'15.376</b>	26.252	44.774	<b>30.021</b>	34.329	218.2	4	2'17.073 *	27.418	44.344 *	30.719	34.592	217.3
5	2'23.456 *	32.68 *	45.088	30.708	34.973	221.6	5	<b>2'16.905</b>	26.739	45.112	30.554	34.500	210.0
6	<b>2'14.284</b>	<b>26.048</b>	<b>43.678</b>	30.186	34.372	224.2	6	2'26.798 P	26.739	46.390	32.867	40.802	215.3
unfinished	27.004	48.286	30.803			218.8	7	7'13.419 P	22.454	44.957 *	33.637	48.799	215.3
7	<b>2'28.510</b>	28.591	50.233	33.145	36.541	207.5	8	15'03.203 P	27.870	46.189 *	31.897	41.857	215.1
8	<b>2'16.659</b>	26.899	44.499	30.652	34.609	215.0	9	2'59.895 *	41.831	46.401 *	31.106	34.566	206.0
<b>18th 14 Tony ARBOLINO</b> Marinelli Snipers Tea ITA							<b>24th 41 Nakarin ATIRATPH</b> Honda Team Asia THA						
Runs=2 Total laps=9 Full laps=6							Runs=3 Total laps=12 Full laps=7						
1	3'19.813	22.232	46.521	32.564	37.466	220.4	1	3'17.140 *	35.915	54.911 *	32.693	36.279	212.4
2	<b>2'15.383</b>	26.413	44.181	<b>30.230</b>	34.559	225.0	2	<b>2'16.138</b>	26.336	44.188	30.945	34.669	222.6
3	<b>2'15.027</b>	26.344	43.909	30.283	34.491	<b>226.4</b>	3	<b>2'15.532</b>	26.316	<b>44.091</b>	30.560	34.565	223.2
4	<b>2'14.790</b>	26.306	43.857	30.315	34.312	225.7	4	<b>2'15.058</b>	<b>26.288</b>	44.109	30.251	<b>34.410</b>	<b>224.2</b>
5	2'27.621 P	26.756	47.156	30.524	43.185	220.4	5	<b>2'21.450</b>	27.515	46.296	31.584	36.055	189.4
6	9'02.518 P	22.046	46.192	33.625	46.518	207.8	6	2'16.551 *	26.474	45.024 *	30.310	34.743	214.4
7	15'48.453	35.707	50.374	37.206	40.989	199.6	7	<b>2'15.848</b>	26.404	44.299	<b>30.171</b>	34.974	221.7
8	<b>2'16.932</b>	26.645	44.831	30.920	34.536	226.3	8	2'30.474 P	26.618	46.367	31.916	45.573	207.4
9	<b>2'14.311</b>	<b>26.254</b>	<b>43.504</b>	30.486	<b>34.067</b>	224.8	9	11'20.782 P	24.233	49.113	33.569	47.919	206.5
<b>19th 17 John MCPHEE</b> CIP - Green Power GBR							10 5'38.934 *						
Runs=3 Total laps=9 Full laps=5							11 <b>2'21.915</b>						
1	3'19.813	22.232	46.521	32.564	37.466	220.4	12	<b>2'16.321</b>	26.682	44.595	30.410	34.634	212.7
2	<b>2'15.383</b>	26.413	44.181	<b>30.230</b>	34.559	225.0	<b>20th 71 Ayumu SASAKI</b> Petronas Sprinta Raci JPN						
3	<b>2'15.027</b>	26.344	43.909	30.283	34.491	<b>226.4</b>	Runs=3 Total laps=10 Full laps=5						
4	<b>2'14.790</b>	26.306	43.857	30.315	34.312	225.7	1	3'15.724	21.765	50.834	32.963	35.843	222.0
5	2'27.621 P	26.756	47.156	30.524	43.185	220.4	2	<b>2'16.175</b>	26.523	44.283	30.856	34.513	225.3
6	9'02.518 P	22.046	46.192	33.625	46.518	207.8	3	<b>2'16.654</b>	26.482	44.383	30.859	34.930	224.9
7	15'48.453	35.707	50.374	37.206	40.989	199.6	4	<b>2'15.084</b>	26.390	44.105	30.270	34.319	224.3
8	<b>2'16.932</b>	26.645	44.831	30.920	34.536	226.3	5	2'27.189 P	27.411	44.923	31.146	43.709	213.9
9	<b>2'14.311</b>	<b>26.254</b>	<b>43.504</b>	30.486	<b>34.067</b>	224.8	6	7'49.896 *	32.273	44.731 *	30.632	40.290	213.4
<b>20th 71 Ayumu SASAKI</b> Petronas Sprinta Raci JPN							7 2'35.142 P						
Runs=3 Total laps=10 Full laps=5							8 14'28.970 *						
1	3'15.724	21.765	50.834	32.963	35.843	222.0	9	<b>2'15.367</b>	<b>26.280</b>	44.298	30.443	34.346	<b>226.2</b>
2	<b>2'16.175</b>	26.523	44.283	30.856	34.513	225.3	10	<b>2'14.370</b>	26.352	<b>43.627</b>	30.201	<b>34.190</b>	225.7
3	<b>2'16.654</b>	26.482	44.383	30.859	34.930	224.9	<b>21st 10 Dennis FOGGIA</b> SKY Racing Team VR ITA						
4	<b>2'15.084</b>	26.390	44.105	30.270	34.319	224.3	Runs=2 Total laps=11 Full laps=3						
5	2'27.189 P	27.411	44.923	31.146	43.709	213.9	Fastest Lap: Jorge MARTIN Del Conca Gresini Mo SPA 2'13.292 25.861 43.672 29.602 34.157						
6	7'49.896 *	32.273	44.731 *	30.632	40.290	213.4	These data/results cannot be reproduced, stored and/or transmitted in whole or in part by any manner of electronic, mechanical, photocopying, recording, broadcasting or otherwise now known or herein after developed without the previous express consent by the copyright owner, except for reproduction in daily press and regular printed publications on sale to the public within 60 days of the event related to those data/results and always provided that copyright symbol appears together as follows below.						
7	2'35.142 P	26.351	43.847	<b>30.047</b>	54.897	221.1	© DORNA, 2018						
8	14'28.970 *	21.671	47.837 *	36.171	40.082	218.3	Official MotoGP Timing by TISSOT						
9	<b>2'15.367</b>	<b>26.280</b>	44.298	30.443	34.346	<b>226.2</b>	www.motogp.com						
10	<b>2'14.370</b>	26.352	<b>43.627</b>	30.201	<b>34.190</b>	225.7	Silverstone, Saturday, August 25, 2018						

Fastest Lap: Jorge MARTIN Del Conca Gresini Mo SPA 2'13.292 25.861 43.672 29.602 34.157

These data/results cannot be reproduced, stored and/or transmitted in whole or in part by any manner of electronic, mechanical, photocopying, recording, broadcasting or otherwise now known or herein after developed without the previous express consent by the copyright owner, except for reproduction in daily press and regular printed publications on sale to the public within 60 days of the event related to those data/results and always provided that copyright symbol appears together as follows below.

© DORNA, 2018

# Qualifying

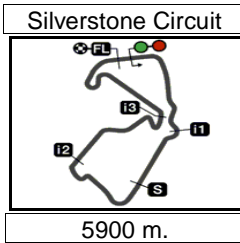
# Moto3

Lap	Lap Time	T1	T2	T3	T4	Speed	Lap	Lap Time	T1	T2	T3	T4	Speed	
<b>25th</b>	<b>16</b>	<b>Andrea MIGNO</b>				Angel Nieto Team Mot	ITA	1	2'52.515 *	25.204	47.070*	32.662	38.546	215.7
		Runs=2	Total laps=10	Full laps=7			2	<b>2'17.192</b>	26.974	44.752	30.717	34.749	222.2	
1	3'19.527	25.242	46.276	32.477	36.557	216.6	3	<b>2'16.157</b>	26.636	44.405	<b>30.570</b>	<b>34.546</b>	226.2	
2	<b>2'16.042</b>	26.947	44.184	30.289	34.622	224.2	4	<b>2'16.432</b>	26.717	44.463	30.601	34.651	223.6	
3	<b>2'15.134</b>	26.471	<b>43.803</b>	30.269	34.591	226.1	5	<b>2'16.098</b>	<b>26.569</b>	<b>44.190</b>	30.761	34.578	224.3	
4	<b>2'18.395</b>	<b>26.292</b>	44.015	33.276	34.812	226.5	6	<b>2'16.770</b>	26.645	44.629	30.664	34.832	225.0	
5	<b>2'17.819</b>	26.435	43.851	31.517	36.016	223.6	7	2'26.552 P	26.962	46.893*	31.167	41.530	203.5	
6	<b>2'15.206</b>	26.374	44.131	<b>30.163</b>	<b>34.538</b>	224.3	8	5'16.091 P	22.284	46.230	33.369	51.402	215.3	
7	2'28.529 P	26.426	46.636*	31.308	44.159	220.1	9	15'17.314	32.819	50.886	34.141	40.150	196.4	
8	20'18.140	40.382	51.369	41.597	42.011	194.0	10	<b>2'30.069</b>	27.335	46.294	32.743	43.697	207.0	
9	<b>2'16.689</b>	26.942	44.591	30.597	34.559	220.9	11	2'16.454 *	26.669	44.726	30.666	34.393*	<b>227.5</b>	
10	<b>2'15.646</b>	26.514	44.238	30.228	34.666	<b>228.3</b>								
<b>26th</b>	<b>27</b>	<b>Kaito TOBA</b>				Honda Team Asia	JPN	1	2'53.650	27.286	46.646	31.441	42.691	219.5
		Runs=4	Total laps=11	Full laps=4			2	<b>2'18.343</b>	27.084	45.097	31.099	35.063	<b>220.9</b>	
1	3'18.058	23.037	49.457	35.040	38.611	219.1	3	<b>2'18.279</b>	27.027	44.931	31.147	35.174	215.6	
2	<b>2'16.589</b>	26.714	44.335	30.805	34.735	226.1	4	<b>2'18.143</b>	27.089	44.985	30.892	35.177	214.0	
3	<b>2'15.534</b>	<b>26.279</b>	44.070	30.527	<b>34.658</b>	224.1	5	2'27.375 P	27.394	45.425	31.096	43.460	211.8	
4	2'15.581 *	26.485	44.107	30.405	34.584*	<b>228.2</b>	6	5'59.547	22.946	45.392	31.259	35.500	211.7	
5	2'27.303 P	26.582	44.220	30.800	45.701	224.3	7	<b>2'18.598</b>	27.159	45.033	30.911	35.495	210.4	
6	6'51.307	26.339	47.116	32.153	36.599	211.9	8	2'35.691 P	27.376	45.391	31.777	51.147	210.0	
7	<b>2'28.574</b>	26.747	44.838	31.868	45.121	216.5	9	14'05.636	50.822	53.693	34.272	39.997	176.0	
8	3'05.058 P	34.671	52.634	44.401	53.352	207.6	10	<b>2'29.452</b>	27.361	46.282	32.740	43.069	205.6	
9	8'35.545 P	27.468	53.063	35.254	45.653	206.5	11	<b>2'17.227</b>	<b>26.830</b>	<b>44.807</b>	<b>30.735</b>	<b>34.855</b>	217.7	
10	6'10.510 *	46.553	51.040*	31.364	34.747	208.4								
11	<b>2'15.171</b>	26.354	<b>43.810</b>	<b>30.231</b>	34.776	223.1								
<b>27th</b>	<b>40</b>	<b>Darryn BINDER</b>				Red Bull KTM Ajo	RSA	1	3'14.656	26.275	48.413	34.413	36.476	215.8
		Runs=3	Total laps=10	Full laps=4			2	<b>2'15.424</b>	26.713	<b>43.869</b>	30.303	34.539	<b>227.6</b>	
1	3'14.656	26.275	48.413	34.413	36.476	215.8	3	2'15.705 *	26.747	44.393*	<b>30.252</b>	<b>34.313</b>	222.5	
2	<b>2'15.424</b>	26.713	<b>43.869</b>	30.303	34.539	<b>227.6</b>	4	2'21.390 *	<b>26.591</b>	48.769*	31.012	35.018	209.1	
3	2'15.705 *	26.747	44.393*	<b>30.252</b>	<b>34.313</b>	222.5	5	<b>2'16.096</b>	26.700	44.195	30.551	34.650	219.2	
4	2'21.390 *	<b>26.591</b>	48.769*	31.012	35.018	209.1	6	2'29.131 P	26.746	44.902*	31.174	46.309	215.6	
5	<b>2'16.096</b>	26.700	44.195	30.551	34.650	219.2	7	7'11.135 P	32.913	47.740	33.756	56.881	203.7	
6	2'29.131 P	26.746	44.902*	31.174	46.309	215.6	8	15'27.943 *	22.332	46.622*	32.276	36.708	209.6	
7	7'11.135 P	32.913	47.740	33.756	56.881	203.7	9	<b>2'20.181</b>	27.438	45.174	31.668	35.901	216.0	
8	15'27.943 *	22.332	46.622*	32.276	36.708	209.6	10	<b>2'19.772</b>	27.482	45.225	31.221	35.844	214.4	
9	<b>2'20.181</b>	27.438	45.174	31.668	35.901	216.0								
10	<b>2'19.772</b>	27.482	45.225	31.221	35.844	214.4								
<b>28th</b>	<b>69</b>	<b>Tom BOOTH-AMOS</b>				Leopard Racing	GBR	1	2'50.461	27.694	46.318	31.310	40.683	213.1
		Runs=3	Total laps=11	Full laps=5			2	<b>2'17.830</b>	27.194	44.847	31.073	34.716	215.6	
1	2'50.461	27.694	46.318	31.310	40.683	213.1	3	<b>2'15.969</b>	<b>26.602</b>	<b>44.158</b>	<b>30.461</b>	34.748	<b>219.9</b>	
2	<b>2'17.830</b>	27.194	44.847	31.073	34.716	215.6	4	<b>2'16.929</b>	27.032	44.437	30.710	34.750	217.1	
3	<b>2'15.969</b>	<b>26.602</b>	<b>44.158</b>	<b>30.461</b>	34.748	<b>219.9</b>	5	<b>2'16.818</b>	26.909	44.406	30.852	<b>34.651</b>	218.9	
4	<b>2'16.929</b>	27.032	44.437	30.710	34.750	217.1	6	2'25.919 P	26.627	44.689	30.481	44.122	219.6	
5	<b>2'16.818</b>	26.909	44.406	30.852	<b>34.651</b>	218.9	7	6'35.848 P	27.737	48.402			210.6	
6	2'25.919 P	26.627	44.689	30.481	44.122	219.6	8	13'33.854	22.584	47.134	31.910	36.403	210.6	
7	6'35.848 P	27.737	48.402			210.6	9	<b>2'35.090</b>	30.176	51.656	34.009	39.249	201.4	
8	13'33.854	22.584	47.134	31.910	36.403	210.6	10	2'24.994 *	27.194	50.392	31.835	35.573*	207.2	
9	<b>2'35.090</b>	30.176	51.656	34.009	39.249	201.4	11	2'17.904 *	26.918	44.921*	30.763	35.302	213.6	
10	2'24.994 *	27.194	50.392	31.835	35.573*	207.2								
11	2'17.904 *	26.918	44.921*	30.763	35.302	213.6								
<b>29th</b>	<b>81</b>	<b>Stefano NEPA</b>				CIP - Green Power	ITA	1	2'52.515 *	25.204	47.070*	32.662	38.546	215.7
		Runs=3	Total laps=11	Full laps=6			2	<b>2'17.192</b>	26.974	44.752	30.717	34.749	222.2	

<b>Fastest Lap:</b>	Jorge MARTIN	Del Conca Gresini Mo SPA	<b>2'13.292</b>	25.861	43.672	29.602	34.157
---------------------	--------------	--------------------------	-----------------	--------	--------	--------	--------

These data/results cannot be reproduced, stored and/or transmitted in whole or in part by any manner of electronic, mechanical, photocopying, recording, broadcasting or otherwise now known or herein after developed without the previous express consent by the copyright owner, except for reproduction in daily press and regular printed publications on sale to the public within 60 days of the event related to those data/results and always provided that copyright symbol appears together as follows below.  
© DORNA, 2018





**GOPRO BRITISH GRAND PRIX**  
**Provisional Starting Grid**

Race : 17 laps = 100.3 km

**23**



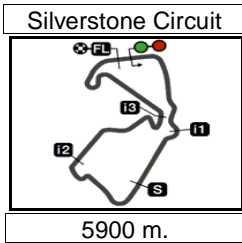
1	<b>1</b> 2'13.292 <b>88 Jorge MARTIN</b> Honda	<b>2</b> 2'13.293 <b>5 Jaime MASIA</b> KTM	<b>3</b> 2'13.313 <b>48 Lorenzo DALLA PORTA</b> Honda
2	<b>4</b> 2'13.443 <b>75 Albert ARENAS</b> KTM	<b>5</b> 2'13.574 <b>21 Fabio DI GIANNANTONIO</b> Honda	<b>6</b> 2'13.819 <b>24 Tatsuki SUZUKI</b> Honda
3	<b>7</b> 2'13.839 <b>19 Gabriel RODRIGO</b> KTM	<b>8</b> 2'13.885 <b>33 Enea BASTIANINI</b> Honda	<b>9</b> 2'13.899 <b>8 Nicolo BULEGA</b> KTM
4	<b>10</b> 2'13.940 <b>42 Marcos RAMIREZ</b> KTM	<b>11</b> 2'13.962 <b>12 Marco BEZZECCHI</b> KTM	<b>12</b> 2'14.009 <b>23 Niccolò ANTONELLI</b> Honda
5	<b>13</b> 2'14.035 <b>44 Aron CANET</b> Honda	<b>14</b> 2'14.052 <b>65 Philipp OETTL</b> KTM	<b>15</b> 2'14.060 <b>7 Adam NORRODIN</b> Honda
6	<b>16</b> 2'14.140 <b>22 Kazuki MASAKI</b> KTM	<b>17</b> 2'14.183 <b>84 Jakub KORNFEIL</b> KTM	<b>18</b> 2'14.284 <b>14 Tony ARBOLINO</b> Honda
7	<b>19</b> 2'14.311 <b>17 John MCPHEE</b> KTM	<b>20</b> 2'14.370 <b>71 Ayumu SASAKI</b> Honda	<b>21</b> 2'14.603 <b>10 Dennis FOGGIA</b> KTM
8	<b>22</b> 2'14.946 <b>72 Alonso LOPEZ</b> Honda	<b>23</b> 2'15.022 <b>77 Vicente PEREZ</b> KTM	<b>24</b> 2'15.058 <b>41 Nakaran ATIRATPHUVAPAT</b> Honda

The results are provisional until the end of the limit for protest and appeals and until the ratification of the Event Management Committee.

Time limit for protest expires 60' at the latest after publication of the results - Mr. .... Time: .....

These data/results cannot be reproduced, stored and/or transmitted in whole or in part by any manner of electronic, mechanical, photocopying, recording, broadcasting or otherwise now known or herein after developed without the previous express consent by the copyright owner, except for reproduction in daily press and regular printed publications on sale to the public within 60 days of the event related to those data/results and always provided that copyright symbol appears together as follows below.

© DORNA, 2018



Results and timing service provided by TISSOT

Moto3™

# GOPRO BRITISH GRAND PRIX Provisional Starting Grid

Race : 17 laps = 100.3 km

**23**

9

**25**  
2'15.134  
**16 Andrea MIGNO**  
KTM

**26**  
2'15.171  
**27 Kaito TOBA**  
Honda

**27**  
2'15.424  
**40 Darryn BINDER**  
KTM

10

**28**  
2'15.969  
**69 Tom BOOTH-AMOS**  
Honda

**29**  
2'16.098  
**81 Stefano NEPA**  
KTM

**30**  
2'17.227  
**20 Jake ARCHER**  
KTM

The results are provisional until the end of the limit for protest and appeals and until the ratification of the Event Management Committee.

Time limit for protest expires 60' at the latest after publication of the results - Mr. .... Time: .....

These data/results cannot be reproduced, stored and/or transmitted in whole or in part by any manner of electronic, mechanical, photocopying, recording, broadcasting or otherwise now known or herein after developed without the previous express consent by the copyright owner, except for reproduction in daily press and regular printed publications on sale to the public within 60 days of the event related to those data/results and always provided that copyright symbol appears together as follows below.

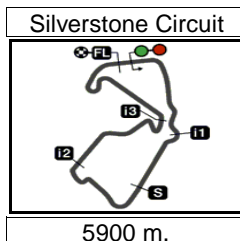
© DORNA, 2018

Official MotoGP Timing by TISSOT  
www.motogp.com

Silverstone, Saturday, August 25, 2018







Results and timing service provided by **TISSOT**

**Moto3™**

## GOPRO BRITISH GRAND PRIX

After the Qualifying

### Event Best Maximum Speed



<i>Rider</i>	<i>Nation Team</i>	<i>Motorcycle</i>	<i>Km/h</i>	
23 <b>Niccolò ANTONELLI</b>	ITA SIC58 Squadra Corse	HONDA	<b>231.2</b>	Qualifying
10 <b>Dennis FOGGIA</b>	ITA SKY Racing Team VR46	KTM	<b>229.5</b>	Qualifying
42 <b>Marcos RAMIREZ</b>	SPA Bester Capital Dubai	KTM	<b>229.4</b>	Qualifying
5 <b>Jaume MASIA</b>	SPA Bester Capital Dubai	KTM	<b>229.4</b>	Qualifying
14 <b>Tony ARBOLINO</b>	ITA Marinelli Snipers Team	HONDA	<b>229.2</b>	Qualifying
16 <b>Andrea MIGNO</b>	ITA Angel Nieto Team Moto3	KTM	<b>228.3</b>	Qualifying
27 <b>Kaito TOBA</b>	JPN Honda Team Asia	HONDA	<b>228.2</b>	Qualifying
65 <b>Philipp OETTL</b>	GER Sudmetal Schedl GP Racing	KTM	<b>228.2</b>	Qualifying
19 <b>Gabriel RODRIGO</b>	ARG RBA BOE Skull Rider	KTM	<b>227.8</b>	Qualifying
21 <b>Fabio DI GIANNANTONIO</b>	ITA Del Conca Gresini Moto3	HONDA	<b>227.8</b>	Qualifying
40 <b>Darryn BINDER</b>	RSA Red Bull KTM Ajo	KTM	<b>227.6</b>	Qualifying
22 <b>Kazuki MASAKI</b>	JPN RBA BOE Skull Rider	KTM	<b>227.5</b>	Qualifying
48 <b>Lorenzo DALLA PORTA</b>	ITA Leopard Racing	HONDA	<b>227.5</b>	Qualifying
44 <b>Aron CANET</b>	SPA Estrella Galicia 0,0	HONDA	<b>227.5</b>	Qualifying
81 <b>Stefano NEPA</b>	ITA CIP - Green Power	KTM	<b>227.5</b>	Qualifying
8 <b>Nicolo BULEGA</b>	ITA SKY Racing Team VR46	KTM	<b>227.1</b>	Qualifying
24 <b>Tatsuki SUZUKI</b>	JPN SIC58 Squadra Corse	HONDA	<b>227.0</b>	Qualifying
17 <b>John MCPHEE</b>	GBR CIP - Green Power	KTM	<b>226.4</b>	Qualifying
12 <b>Marco BEZZECCHI</b>	ITA Redox PruestelGP	KTM	<b>226.3</b>	Qualifying
71 <b>Ayumu SASAKI</b>	JPN Petronas Sprinta Racing	HONDA	<b>226.2</b>	Qualifying
7 <b>Adam NORRODIN</b>	MAL Petronas Sprinta Racing	HONDA	<b>226.2</b>	Qualifying
77 <b>Vicente PEREZ</b>	SPA Reale Avintia Academy 77	KTM	<b>225.4</b>	Qualifying
33 <b>Enea BASTIANINI</b>	ITA Leopard Racing	HONDA	<b>225.1</b>	Qualifying
41 <b>Nakarin ATIRATPHUVAPAT</b>	THA Honda Team Asia	HONDA	<b>224.2</b>	Qualifying
84 <b>Jakub KORNFEIL</b>	CZE Redox PruestelGP	KTM	<b>224.2</b>	Free Practice Nr. 3
72 <b>Alonso LOPEZ</b>	SPA Estrella Galicia 0,0	HONDA	<b>222.5</b>	Qualifying
75 <b>Albert ARENAS</b>	SPA Angel Nieto Team Moto3	KTM	<b>222.2</b>	Qualifying
69 <b>Tom BOOTH-AMOS</b>	GBR Leopard Racing	HONDA	<b>221.7</b>	Free Practice Nr. 1
88 <b>Jorge MARTIN</b>	SPA Del Conca Gresini Moto3	HONDA	<b>221.7</b>	Qualifying
20 <b>Jake ARCHER</b>	GBR City Lifting RS Racing	KTM	<b>220.9</b>	Qualifying

These data/results cannot be reproduced, stored and/or transmitted in whole or in part by any manner of electronic, mechanical, photocopying, recording, broadcasting or otherwise now known or herein after developed without the previous express consent by the copyright owner, except for reproduction in daily press and regular printed publications on sale to the public within 60 days of the event related to those data/results and always provided that copyright symbol appears together as follows below.

© DORNA, 2018

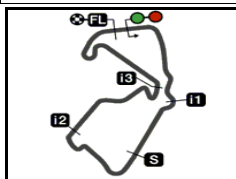
Official MotoGP Timing by TISSOT  
www.motogp.com

Silverstone, Saturday, August 25, 2018

*motogp*



Silverstone Circuit



5900 m.

Results and timing service provided by TISSOT

## GOPRO BRITISH GRAND PRIX

## Qualifying

## Best Partial Times

Moto3™

IT Ideal Lap Time, sum of the best partial times

BT Best Lap Time

T1		T2		T3		T4				IT	BT	
Pos	Rider	Time	Rider	Time	Rider	Time	Rider	Time	Pos	Rider	IT	BT
1	J.MARTIN	25.861	F.DI GIANNANTO	43.319	J.MARTIN	29.602	A.ARENAS	34.021	1	J.MARTIN	2'13.243	2'13.292 (1)
2	L.DALLA PORTA	25.975	A.ARENAS	43.388	T.SUZUKI	29.691	J.MASIA	34.030	2	J.MASIA	2'13.293	2'13.293 (2)
3	M.BEZZECCHI	26.012	J.MASIA	43.451	L.DALLA PORTA	29.755	J.MCPHEE	34.067	3	L.DALLA POR	2'13.313	2'13.313 (3)
4	T.SUZUKI	26.035	N.BULEGA	43.460	J.MASIA	29.770	L.DALLA PORTA	34.069	4	F.DI GIANNAN	2'13.362	2'13.574 (5)
5	J.MASIA	26.042	P.OETTL	43.476	E.BASTIANINI	29.794	G.RODRIGO	34.073	5	A.ARENAS	2'13.434	2'13.443 (4)
6	T.ARBOLINO	26.048	N.ANTONELLI	43.495	A.ARENAS	29.820	N.ANTONELLI	34.099	6	G.RODRIGO	2'13.640	2'13.839 (7)
7	F.DI GIANNANTO	26.093	A.CANET	43.500	F.DI GIANNANTO	29.850	F.DI GIANNANTO	34.100	7	T.SUZUKI	2'13.702	2'13.819 (6)
8	G.RODRIGO	26.099	J.MCPHEE	43.504	G.RODRIGO	29.876	M.BEZZECCHI	34.151	8	M.RAMIREZ	2'13.802	2'13.940 (10)
9	K.MASAKI	26.104	L.DALLA PORTA	43.514	A.CANET	29.918	N.BULEGA	34.157	9	M.BEZZECCHI	2'13.839	2'13.962 (11)
10	E.BASTIANINI	26.118	M.BEZZECCHI	43.538	M.RAMIREZ	29.922	J.MARTIN	34.157	10	N.ANTONELLI	2'13.850	2'14.009 (12)
11	N.ANTONELLI	26.122	M.RAMIREZ	43.577	J.KORNFEIL	29.954	M.RAMIREZ	34.166	11	E.BASTIANINI	2'13.876	2'13.885 (8)
12	M.RAMIREZ	26.137	G.RODRIGO	43.592	P.OETTL	29.970	A.SASAKI	34.190	12	A.CANET	2'13.896	2'14.035 (13)
13	A.NORRODIN	26.164	K.MASAKI	43.600	N.BULEGA	30.019	A.LOPEZ	34.200	13	N.BULEGA	2'13.899	2'13.899 (9)
14	A.CANET	26.171	A.NORRODIN	43.603	T.ARBOLINO	30.021	P.OETTL	34.211	14	P.OETTL	2'13.942	2'14.052 (14)
15	A.ARENAS	26.205	J.KORNFEIL	43.608	A.NORRODIN	30.047	T.SUZUKI	34.241	15	T.ARBOLINO	2'14.050	2'14.284 (18)
16	J.KORNFEIL	26.213	J.MARTIN	43.623	A.SASAKI	30.047	E.BASTIANINI	34.243	16	J.MCPHEE	2'14.055	2'14.311 (19)
17	J.MCPHEE	26.254	A.SASAKI	43.627	K.MASAKI	30.117	A.NORRODIN	34.246	17	A.NORRODIN	2'14.060	2'14.060 (15)
18	N.BULEGA	26.263	T.ARBOLINO	43.678	N.ANTONELLI	30.134	D.FOGGIA	34.265	18	J.KORNFEIL	2'14.076	2'14.183 (17)
19	K.TOBA	26.279	E.BASTIANINI	43.721	M.BEZZECCHI	30.138	K.MASAKI	34.290	19	K.MASAKI	2'14.111	2'14.140 (16)
20	A.SASAKI	26.280	T.SUZUKI	43.735	A.MIGNO	30.163	J.KORNFEIL	34.301	20	A.SASAKI	2'14.144	2'14.370 (20)
21	P.OETTL	26.285	A.MIGNO	43.803	D.FOGGIA	30.171	T.ARBOLINO	34.303	21	D.FOGGIA	2'14.593	2'14.603 (21)
22	N.ATIRATPHUVA	26.288	K.TOBA	43.810	N.ATIRATPHUVA	30.171	A.CANET	34.307	22	A.LOPEZ	2'14.623	2'14.946 (22)
23	D.FOGGIA	26.292	D.FOGGIA	43.865	A.LOPEZ	30.172	D.BINDER	34.313	23	A.MIGNO	2'14.796	2'15.134 (25)
24	A.MIGNO	26.292	D.BINDER	43.869	J.MCPHEE	30.230	N.ATIRATPHUVA	34.410	24	N.ATIRATPHU	2'14.960	2'15.058 (24)

These data/results cannot be reproduced, stored and/or transmitted in whole or in part by any manner of electronic, mechanical, photocopying, recording, broadcasting or otherwise now known or herein after developed without the previous express consent by the copyright owner, except for reproduction in daily press and regular printed publications on sale to the public within 60 days of the event related to those data/results and always provided that copyright symbol appears together as follows below.

© DORNA, 2018

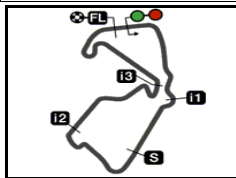
Official MotoGP Timing by TISSOT

www.motogp.com

motoE3



Silverstone Circuit



5900 m.

Results and timing service provided by TISSOT

Moto3™

## GOPRO BRITISH GRAND PRIX

### Qualifying

### Best Partial Times

*IT* Ideal Lap Time, sum of the best partial times*BT* Best Lap Time

Pos	T1		T2		T3		T4		Pos	Rider	IT	BT
	Rider	Time	Rider	Time	Rider	Time	Rider	Time				
25	A.LOPEZ	26.381	A.LOPEZ	43.870	K.TOBA	30.231	V.PEREZ	34.419	25	K.TOBA	2'14.978	2'15.171 (26)
26	V.PEREZ	<b>26.381</b>	V.PEREZ	<b>43.904</b>	D.BINDER	<b>30.252</b>	A.MIGNO	<b>34.538</b>	26	V.PEREZ	2'14.982	2'15.022 (23)
27	S.NEPA	26.569	N.ATIRATPHUVA	44.091	V.PEREZ	30.278	S.NEPA	34.546	27	D.BINDER	2'15.025	2'15.424 (27)
28	D.BINDER	<b>26.591</b>	T.BOOTH-AMOS	<b>44.158</b>	T.BOOTH-AMOS	<b>30.461</b>	T.BOOTH-AMOS	<b>34.651</b>	28	T.BOOTH-AMO	2'15.872	2'15.969 (28)
29	T.BOOTH-AMOS	26.602	S.NEPA	44.190	S.NEPA	30.570	K.TOBA	34.658	29	S.NEPA	2'15.875	2'16.098 (29)
30	J.ARCHER	<b>26.830</b>	J.ARCHER	<b>44.807</b>	J.ARCHER	<b>30.735</b>	J.ARCHER	<b>34.855</b>	30	J.ARCHER	2'17.227	2'17.227 (30)


These data/results cannot be reproduced, stored and/or transmitted in whole or in part by any manner of electronic, mechanical, photocopying, recording, broadcasting or otherwise now known or herein after developed without the previous express consent by the copyright owner, except for reproduction in daily press and regular printed publications on sale to the public within 60 days of the event related to those data/results and always provided that copyright symbol appears together as follows below.

© DORNA, 2018

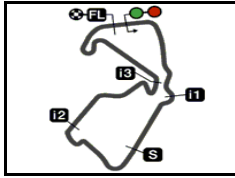
Official MotoGP Timing by TISSOT  
www.motogp.com



Silverstone Circuit

Results and timing service provided by 

Moto3™




5900 m.

## GOPRO BRITISH GRAND PRIX

### Qualifying

### Fastest Laps Sequence

<i>Practice Time</i>	 <i>Rider</i>	<i>Nation</i>	<i>Motorcycle</i>	<i>Time</i>	<i>Km/h</i>	<i>Rider's Lap</i>
<b>5'08.070</b>	48 <b>Lorenzo DALLA PORTA</b>	ITA	HONDA	<b>2'15.515</b>	156.7	2
<b>5'10.644</b>	19 <b>Gabriel RODRIGO</b>	ARG	KTM	<b>2'14.388</b>	158.0	2
<b>5'28.646</b>	12 <b>Marco BEZZECCHI</b>	ITA	KTM	<b>2'13.962</b>	158.5	2
<b>7'24.483</b>	19 <b>Gabriel RODRIGO</b>	ARG	KTM	<b>2'13.839</b>	158.6	3
<b>7'45.884</b>	21 <b>Fabio DI GIANNANTONI</b>	ITA	HONDA	<b>2'13.574</b>	159.0	3
<b>41'52.647</b>	88 <b>Jorge MARTIN</b>	SPA	HONDA	<b>2'13.292</b>	159.3	11

These data/results cannot be reproduced, stored and/or transmitted in whole or in part by any manner of electronic, mechanical, photocopying, recording, broadcasting or otherwise now known or herein after developed without the previous express consent by the copyright owner, except for reproduction in daily press and regular printed publications on sale to the public within 60 days of the event related to those data/results and always provided that copyright symbol appears together as follows below.

© DORNA, 2018

Official MotoGP Timing by TISSOT  
www.motogp.com

Silverstone, Saturday, August 25, 2018



