

Results and timing service provided by TISSOT

MotoGP™

GOPRO BRITISH GRAND PRIX

Qualifying Results



Rider	Nation	Team	Motorcycle	Time	Lap	Total	Gap	Top Speed
1 99 Jorge LORENZO	SPA	Ducati Team	DUCATI	Q2 2'10.155	7	7		306.1
2 4 Andrea DOVIZIOSO	ITA	Ducati Team	DUCATI	Q2 2'10.314	6	7	0.159 0.159	306.0
3 5 Johann ZARCO	FRA	Monster Yamaha Tech 3	YAMAHA	Q2 2'10.439	7	7	0.284 0.125	295.4
4 35 Cal CRUTCHLOW	GBR	LCR Honda CASTROL	HONDA	Q2 2'10.615	7	7	0.460 0.176	286.3
5 93 Marc MARQUEZ	SPA	Repsol Honda Team	HONDA	Q2 2'11.083	7	7	0.928 0.468	307.4
6 9 Danilo PETRUCCI	ITA	Alma Pramac Racing	DUCATI	Q2 2'11.317	6	6	1.162 0.234	294.5
7 29 Andrea IANNONE	ITA	Team SUZUKI ECSTAR	SUZUKI	Q2 2'11.495	7	7	1.340 0.178	273.8
8 38 Bradley SMITH	GBR	Red Bull KTM Factory Racing	KTM	Q2 2'11.514	5	6	1.359 0.019	295.6
9 43 Jack MILLER	AUS	Alma Pramac Racing	DUCATI	Q2 2'12.173	3	7	2.018 0.659	303.1
10 42 Alex RINS	SPA	Team SUZUKI ECSTAR	SUZUKI	Q2 2'12.504	7	7	2.349 0.331	292.2
11 25 Maverick VIÑALES	SPA	Movistar Yamaha MotoGP	YAMAHA	Q2 2'12.514	7	7	2.359 0.010	297.4
12 46 Valentino ROSSI	ITA	Movistar Yamaha MotoGP	YAMAHA	Q2 2'13.504	4	6	3.349 0.990	291.4
13 21 Franco MORBIDELLI	ITA	EG 0,0 Marc VDS	HONDA	Q1 2'13.945	6	6 (*)	0.605	256.8
14 45 Scott REDDING	GBR	Aprilia Racing Team Gresini	APRILIA	Q1 2'14.171	6	6 (*)	0.831 0.226	299.0
15 12 Thomas LUTHI	SWI	EG 0,0 Marc VDS	HONDA	Q1 2'14.198	7	7 (*)	0.858 0.027	271.9
16 26 Dani PEDROSA	SPA	Repsol Honda Team	HONDA	Q1 2'14.866	5	6 (*)	1.526 0.668	265.4
17 41 Aleix ESPARGARO	SPA	Aprilia Racing Team Gresini	APRILIA	Q1 2'15.141	6	6 (*)	1.801 0.275	281.1
18 76 Loris BAZ	FRA	Red Bull KTM Factory Racing	KTM	Q1 2'15.299	6	6 (*)	1.959 0.158	285.7
19 30 Takaaki NAKAGAMI	JPN	LCR Honda IDEMITSU	HONDA	Q1 2'15.377	7	7 (*)	2.037 0.078	275.6
20 17 Karel ABRAHAM	CZE	Angel Nieto Team	DUCATI	Q1 2'15.721	7	7 (*)	2.381 0.344	248.1
21 19 Alvaro BAUTISTA	SPA	Angel Nieto Team	DUCATI	Q1 2'16.106	7	7 (*)	2.766 0.385	271.8
22 10 Xavier SIMEON	BEL	Reale Avintia Racing	DUCATI	Q1 2'16.451	6	7 (*)	3.111 0.345	266.9
23 55 Hafizh SYAHRIN	MAL	Monster Yamaha Tech 3	YAMAHA	Q1 2'16.483	6	6 (*)	3.143 0.032	270.1
24 53 Tito RABAT	SPA	Reale Avintia Racing	DUCATI	FP3 2'02.640			1.255	

* Gap with the fastest rider in the Q1 session.

Pole Position:		Jorge LORENZO	2'10.155	163.1 Km/h
Q1 Best Lap:	Lap 6	Bradley SMITH	(*) 2'13.340	159.2 Km/h
Circuit Record Lap:	2017	Marc MARQUEZ	2'01.560	174.7 Km/h
Circuit Best Lap:	2017	Marc MARQUEZ	1'59.941	177.0 Km/h

The results are provisional until the end of the limit for protest and appeals.

Time limit for protest expires 60' after publication of the results - Mr. Time:

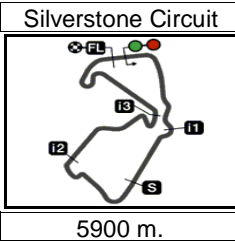
These data/results cannot be reproduced, stored and/or transmitted in whole or in part by any manner of electronic, mechanical, photocopying, recording, broadcasting or otherwise now known or herein after developed without the previous express consent by the copyright owner, except for reproduction in daily press and regular printed publications on sale to the public within 60 days of the event related to those data/results and always provided that copyright symbol appears together as follows below.

© DORNA, 2018

Official MotoGP Timing by TISSOT
www.motogp.com

Silverstone, Saturday, August 25, 2018






GOPRO BRITISH GRAND PRIX

Qualifying Nr. 2

Classification

20

	Rider	Nation	Team	Motorcycle	Time	Lap Total	Gap	Top Speed
1	99 Jorge LORENZO	SPA	Ducati Team	DUCATI	2'10.155	7 7		306.1
2	4 Andrea DOVIZIOSO	ITA	Ducati Team	DUCATI	2'10.314	6 7	0.159 0.159	306.0
3	5 Johann ZARCO	FRA	Monster Yamaha Tech 3	YAMAHA	2'10.439	7 7	0.284 0.125	295.4
4	35 Cal CRUTCHLOW	GBR	LCR Honda CASTROL	HONDA	2'10.615	7 7	0.460 0.176	286.3
5	93 Marc MARQUEZ	SPA	Repsol Honda Team	HONDA	2'11.083	7 7	0.928 0.468	307.4
6	9 Danilo PETRUCCI	ITA	Alma Pramac Racing	DUCATI	2'11.317	6 6	1.162 0.234	294.5
7	29 Andrea IANNONE	ITA	Team SUZUKI ECSTAR	SUZUKI	2'11.495	7 7	1.340 0.178	273.8
8	38 Bradley SMITH	GBR	Red Bull KTM Factory Racing	KTM	2'11.514	5 6	1.359 0.019	295.6
9	43 Jack MILLER	AUS	Alma Pramac Racing	DUCATI	2'12.173	3 7	2.018 0.659	303.1
10	42 Alex RINS	SPA	Team SUZUKI ECSTAR	SUZUKI	2'12.504	7 7	2.349 0.331	292.2
11	25 Maverick VIÑALES	SPA	Movistar Yamaha MotoGP	YAMAHA	2'12.514	7 7	2.359 0.010	297.4
12	46 Valentino ROSSI	ITA	Movistar Yamaha MotoGP	YAMAHA	2'13.504	4 6	3.349 0.990	291.4

Practice condition: Wet

Air: 16°

Humidity: 59%

Ground: 24°

Fastest Lap:	Lap: 7	Jorge LORENZO	2'10.155	163.1 Km/h
Circuit Record Lap:	2017	Marc MARQUEZ	2'01.560	174.7 Km/h
Circuit Best Lap:	2017	Marc MARQUEZ	1'59.941	177.0 Km/h

The results are provisional until the end of the limit for protest and appeals.

Time limit for protest expires 30' after publication of the results - Time:

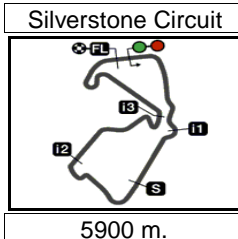
These data/results cannot be reproduced, stored and/or transmitted in whole or in part by any manner of electronic, mechanical, photocopying, recording, broadcasting or otherwise now known or herein after developed without the previous express consent by the copyright owner, except for reproduction in daily press and regular printed publications on sale to the public within 60 days of the event related to those data/results and always provided that copyright symbol appears together as follows below.

© DORNA, 2018

Official MotoGP Timing by **TISSOT**
www.motogp.com

Silverstone, Saturday, August 25, 2018





GOPRO BRITISH GRAND PRIX

Qualifying Nr. 2

Top Speed & Average

21



Rider	Nation	Motorcycle	Top 5 speeds					Average	Top
93 Marc MARQUEZ	SPA	HONDA	307.4	307.0	281.6	246.4	246.3	277.7	307.4
99 Jorge LORENZO	SPA	DUCATI	306.1	302.1	299.7	294.8	291.4	298.8	306.1
4 Andrea DOVIZIOSO	ITA	DUCATI	306.0	289.7	280.6	277.9	261.0	283.0	306.0
43 Jack MILLER	AUS	DUCATI	303.1	296.1	280.9	253.5	241.1	274.9	303.1
25 Maverick VIÑALES	SPA	YAMAHA	297.4	293.4	292.1	282.2	276.6	288.3	297.4
38 Bradley SMITH	GBR	KTM	295.6	278.3	260.7	255.9	254.8	269.1	295.6
5 Johann ZARCO	FRA	YAMAHA	295.4	288.3	276.7	266.1	228.3	271.0	295.4
9 Danilo PETRUCCI	ITA	DUCATI	294.5	291.6	276.2	258.3	250.1	274.1	294.5
42 Alex RINS	SPA	SUZUKI	292.2	290.5	283.6	279.5	275.4	284.2	292.2
46 Valentino ROSSI	ITA	YAMAHA	291.4	276.7	275.6	275.5	270.4	277.9	291.4
35 Cal CRUTCHLOW	GBR	HONDA	286.3	282.6	268.5	265.8	253.6	271.4	286.3
29 Andrea IANNONE	ITA	SUZUKI	273.8	268.1	256.4	247.4	243.5	257.8	273.8

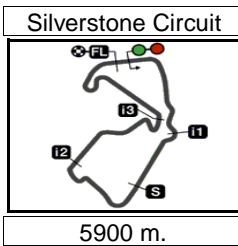
These data/results cannot be reproduced, stored and/or transmitted in whole or in part by any manner of electronic, mechanical, photocopying, recording, broadcasting or otherwise now known or herein after developed without the previous express consent by the copyright owner, except for reproduction in daily press and regular printed publications on sale to the public within 60 days of the event related to those data/results and always provided that copyright symbol appears together as follows below.

© DORNA, 2018

Official MotoGP Timing by TISSOT
www.motogp.com



Silverstone, Saturday, August 25, 2018



Results and timing service provided by TISSOT

Updated
MotoGP™

GOPRO BRITISH GRAND PRIX

Qualifying Nr. 2

Chronological Analysis of Performances

22

* Lap / Sector time cancelled

T1 Time from finish line to 1st intermedate

T3 Time from 2nd intermed. to 3rd intermed.

P Crossing the finish line in pit lane

T2 Time from 1st intermed. to 2nd intermed.

T4 Time from 3rd intermedate to finish line

** Tyre data subject to further updates

Lap	Lap Time	T1	T2	T3	T4	Speed	Lap	Lap Time	T1	T2	T3	T4	Speed
1st	99	Jorge LORENZO		DUCATI		SPA							
		Ducati Team					1	2'24.929	20.581	48.227	33.432	34.226	240.1
		Runs=1	Total laps=7	Full laps=6			2	2'17.065	27.033	45.643	31.308	33.081	253.6
							3	2'21.146 P	26.972	44.589	30.742	38.843	265.8
Run #	1	Front Tyre	Wet-Medium	Rear Tyre	Wet-Medium		Run #	2	Front Tyre	Wet-Medium	Rear Tyre	Wet-Medium	
			New Tyre		New Tyre					New Tyre		New Tyre	
1	2'21.921	20.864	46.515	32.383	34.381	271.3	4	2'43.197	20.666	44.665	30.591	32.955	268.5
2	2'15.321	26.509	44.273	31.174	33.365	291.4	5	2'11.394	25.577	43.351	30.046	32.420	286.3
3	2'14.953	26.309	44.635	30.877	33.132	294.8	6	2'23.760	26.696	47.833	35.038	34.193	214.6
4	2'12.001	25.982	42.788	30.346	32.885	302.1	7	2'10.615	25.362	43.057	29.667	32.529	282.6
5	2'19.623	28.585	45.755	31.993	33.290	286.1							
6	2'13.273	25.722	43.802	30.687	33.062	299.7							
7	2'10.155	25.429	42.489	29.830	32.407	306.1							
2nd	4	Andrea DOVIZIOSO		DUCATI		ITA							
		Ducati Team											
		Runs=2	Total laps=7	Full laps=4			Run #	1	Front Tyre	Wet-Medium	Rear Tyre	Wet-Medium	
										New Tyre		New Tyre	
1	2'25.706	22.347	47.786	32.887	34.279	227.1	1	2'40.787	22.513	49.195	32.850	34.970	246.3
2	2'15.265	26.433	44.810	30.765	33.257	261.0	2	2'12.941	25.834	43.896	30.172	33.039	281.6
3	2'12.632	25.863	43.397	30.319	33.053	280.6	3	2'28.372	28.394	49.287	33.947	36.744	246.4
4	2'22.825 P	26.023	45.643	31.574	39.585	246.2	4	2'12.009	25.865	43.142	30.029	32.973	307.0
							5	2'35.475	29.574	52.592	36.121	37.188	217.6
Run #	2	Front Tyre	Wet-Medium	Rear Tyre	Wet-Medium		6	2'46.012 *	34.096*	56.075*	37.983	37.858	198.3
			4 Laps at start		New Tyre		7	2'11.083	25.681	42.793	29.818	32.791	307.4
5	3'31.844	21.339	45.736	32.137	34.024	277.9							
6	2'10.314	25.475	42.416	29.958	32.465	306.0							
7	2'10.593	25.481	42.444	29.868	32.800	289.7							
3rd	5	Johann ZARCO		YAMAHA		FRA							
		Monster Yamaha Tech 3											
		Runs=1	Total laps=7	Full laps=6			Run #	1	Front Tyre	Wet-Medium	Rear Tyre	Wet-Medium	
										New Tyre		New Tyre	
1	3'00.631	21.958	48.760	33.420	34.362	228.3	1	2'27.408	22.855	47.345	33.225	34.828	246.1
2	2'15.944	26.751	45.188	30.767	33.238	266.1	2	2'14.747	26.359	44.055	31.266	33.067	276.2
3	2'12.524	25.865	43.812	30.029	32.818	276.7	3	2'12.687	26.142	43.071	30.477	32.997	291.6
4	2'33.728	33.416	50.661	35.387	34.264	225.6	4	2'28.050 P	29.746	45.486	31.984	40.834	250.1
5	2'11.219	25.597	43.063	29.792	32.767	288.3							
6	2'42.216	33.621	54.323	37.449	36.823	184.2	Run #	2	Front Tyre	Wet-Medium	Rear Tyre	Wet-Medium	
7	2'10.439	25.425	42.627	29.744	32.643	295.4				4 Laps at start		New Tyre	
5	4'57.104	22.656	45.715	32.427	33.838	258.3	5	2'11.317	25.549	42.693	30.155	32.920	294.5
6	2'11.317	25.549	42.693	30.155	32.920	294.5							
4th	35	Cal CRUTCHLOW		HONDA		GBR							
		LCR Honda CASTROL											
		Runs=2	Total laps=7	Full laps=4			Run #	1	Front Tyre	Wet-Medium	Rear Tyre	Wet-Medium	
										New Tyre		New Tyre	
1	3'01.755	24.162	51.811	33.797	43.386	194.5	1	3'01.755	24.162	51.811	33.797	43.386	194.5
2	2'17.031	26.950	45.640	31.104	33.337	243.5	2	2'17.031	26.950	45.640	31.104	33.337	243.5
3	2'15.370	26.430	44.539	30.815	33.586	256.4	3	2'15.370	26.430	44.539	30.815	33.586	256.4
4	2'30.093	27.037	45.283	33.408	44.365	247.4	4	2'30.093	27.037	45.283	33.408	44.365	247.4

Fastest Lap: Jorge LORENZO Ducati Team SPA **2'10.155** 25.429 42.489 29.830 32.407

These data/results cannot be reproduced, stored and/or transmitted in whole or in part by any manner of electronic, mechanical, photocopying, recording, broadcasting or otherwise now known or herein after developed without the previous express consent by the copyright owner, except for reproduction in daily press and regular printed publications on sale to the public within 60 days of the event related to those data/results and always provided that copyright symbol appears together as follows below.
© DORNA, 2018



Qualifying Nr. 2

MotoGP

Lap	Lap Time	T1	T2	T3	T4	Speed	Lap	Lap Time	T1	T2	T3	T4	Speed
5	2'13.104	25.911	43.716	30.358	33.119	268.1	5	2'13.688	26.174	43.763	30.606	33.145	293.4
6	2'39.389 *	30.366*	51.963*	34.358	42.702	160.2	6	2'16.577	25.955	43.336	32.030	35.256	292.1
7	2'11.495	25.579	43.183	29.964	32.769	273.8	7	2'12.514	25.954	43.201	30.334	33.025	297.4

8th 38 **Bradley SMITH** KTM GBR
Red Bull KTM Factory Racing
Runs=2 Total laps=6 Full laps=3

Run #	1	Front Tyre	Wet-Medium	Rear Tyre	Wet-Medium	Speed
		4 Laps at start		4 Laps at start		
1	2'31.029	23.106	47.833	32.941	34.389	232.7
2	2'12.894	25.848	43.617	30.254	33.175	278.3
3	2'26.561 P	27.640	46.821	32.205	39.895	254.8
Run #	2	Front Tyre	Wet-Medium	Rear Tyre	Wet-Medium	Speed
		7 Laps at start		3 Laps at start		
4	5'18.526	21.476	45.250	31.175	33.861	260.7
5	2'11.514	25.620	42.879	30.096	32.919	295.6
6	2'41.982	46.536	47.102	32.643	35.701	255.9

12th 46 **Valentino ROSSI** YAMAHA ITA
Movistar Yamaha MotoGP
Runs=2 Total laps=6 Full laps=3

Run #	1	Front Tyre	Wet-Medium	Rear Tyre	Wet-Medium	Speed
		New Tyre		New Tyre		
1	2'27.900	22.011	47.433	32.694	35.117	248.9
2	2'14.839	26.761	43.958	30.856	33.264	275.5
3	2'13.867	26.426	43.806	30.447	33.188	276.7
4	2'13.504	26.144	43.461	30.442	33.457	291.4
5	2'24.543 P	30.295*	43.991*	30.984	39.273	275.6
Run #	2	Front Tyre	Wet-Medium	Rear Tyre	Wet-Medium	Speed
		5 Laps at start		New Tyre		
6	3'25.417 *	21.932	42.906*	29.914	32.488	270.4

9th 43 **Jack MILLER** DUCATI AUS
Alma Pramac Racing
Runs=2 Total laps=7 Full laps=4

Run #	1	Front Tyre	Wet-Medium	Rear Tyre	Wet-Medium	Speed
		New Tyre		New Tyre		
1	2'23.001	21.488	47.259	32.694	33.394	239.7
2	2'14.676	26.705	44.108	30.832	33.031	280.9
3	2'12.173	26.170	42.794	30.234	32.975	303.1
4	2'34.470 P	27.162	50.468*	32.163	44.677	211.6
Run #	2	Front Tyre	Slick-Soft	Rear Tyre	Slick-Soft	Speed
		4 Laps at start		New Tyre		
5	3'01.683	20.790	53.992	32.716	33.747	241.1
6	2'18.507	25.390	49.848	31.200	32.069	296.1
7	2'12.179	24.854	45.860	29.891	31.574	253.5

10th 42 **Alex RINS** SUZUKI SPA
Team SUZUKI ECSTAR
Runs=1 Total laps=7 Full laps=5

Run #	1	Front Tyre	Wet-Medium	Rear Tyre	Wet-Medium	Speed
		New Tyre		New Tyre		
1	2'24.310	22.431	47.161	32.981	33.743	236.2
2	2'15.542	26.805	44.296	31.268	33.173	279.5
3	2'14.029	26.046	43.651	30.872	33.460	290.5
4	2'23.784	26.117	47.136	32.992	37.539	257.9
5	2'15.923 *	26.495	43.897*	31.650	33.881	275.4
6	2'12.916	25.785	43.571	30.411	33.149	283.6
7	2'12.504	25.785	43.377	30.398	32.944	292.2

11th 25 **Maverick VIÑALES** YAMAHA SPA
Movistar Yamaha MotoGP
Runs=2 Total laps=7 Full laps=4

Run #	1	Front Tyre	Wet-Medium	Rear Tyre	Wet-Soft	Speed
		New Tyre		New Tyre		
1	2'24.165	21.856	46.974	32.789	34.176	240.0
2	2'26.236 P	27.352	45.814	32.465	40.605	259.4
Run #	2	Front Tyre	Wet-Medium	Rear Tyre	Wet-Medium	Speed
		2 Laps at start		New Tyre		
3	3'18.825	20.805	44.314	31.055	33.513	276.6
4	2'14.276	26.172	43.952	30.857	33.295	282.2

Fastest Lap: Jorge LORENZO Ducati Team SPA **2'10.155** 25.429 42.489 29.830 32.407

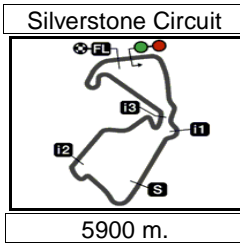
These data/results cannot be reproduced, stored and/or transmitted in whole or in part by any manner of electronic, mechanical, photocopying, recording, broadcasting or otherwise now known or herein after developed without the previous express consent by the copyright owner, except for reproduction in daily press and regular printed publications on sale to the public within 60 days of the event related to those data/results and always provided that copyright symbol appears together as follows below.
© DORNA, 2018

Official MotoGP Timing by **TISSOT**
www.motogp.com

Silverstone, Saturday, August 25, 2018

Page 2 of 2





Results and timing service provided by TISSOT

MotoGP™

GOPRO BRITISH GRAND PRIX
Provisional Starting Grid

Race : 20 laps = 118 km

23



1	1 2'10.155 99 Jorge LORENZO Ducati	2	2 2'10.314 4 Andrea DOVIZIOSO Ducati	3	3 2'10.439 5 Johann ZARCO Yamaha
2	4 2'10.615 35 Cal CRUTCHLOW Honda	3	5 2'11.083 93 Marc MARQUEZ Honda	4	6 2'11.317 9 Danilo PETRUCCI Ducati
3	7 2'11.495 29 Andrea IANNONE Suzuki	4	8 2'11.514 38 Bradley SMITH KTM	5	9 2'12.173 43 Jack MILLER Ducati
4	10 2'12.504 42 Alex RINS Suzuki	5	11 2'12.514 25 Maverick VIÑALES Yamaha	6	12 2'13.504 46 Valentino ROSSI Yamaha
5	13 2'13.945 21 Franco MORBIDELLI Honda	6	14 2'14.171 45 Scott REDDING Aprilia	7	15 2'14.198 12 Thomas LUTHI Honda
6	16 2'14.866 26 Dani PEDROSA Honda	7	17 2'15.141 41 Aleix ESPARGARO Aprilia	8	18 2'15.299 76 Loris BAZ KTM
7	19 2'15.377 30 Takaaki NAKAGAMI Honda	8	20 2'15.721 17 Karel ABRAHAM Ducati	9	21 2'16.106 19 Alvaro BAUTISTA Ducati
8	22 2'16.451 10 Xavier SIMEON Ducati	9	23 2'16.483 55 Hafizh SYAHRIN Yamaha	10	24 2'02.640 53 Tito RABAT Ducati

The results are provisional until the end of the limit for protest and appeals and until the ratification of the Event Management Committee.

Time limit for protest expires 60' at the latest after publication of the results - Mr. Time:

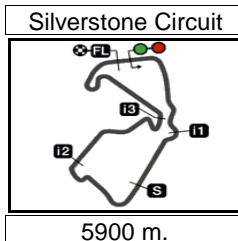
These data/results cannot be reproduced, stored and/or transmitted in whole or in part by any manner of electronic, mechanical, photocopying, recording, broadcasting or otherwise now known or herein after developed without the previous express consent by the copyright owner, except for reproduction in daily press and regular printed publications on sale to the public within 60 days of the event related to those data/results and always provided that copyright symbol appears together as follows below.

© DORNA, 2018

Official MotoGP Timing by TISSOT
 www.motogp.com

Silverstone, Saturday, August 25, 2018





Results and timing service provided by TISSOT

MotoGP™

GOPRO BRITISH GRAND PRIX

BMW M Award - Best Qualifier MotoGP 2018

24

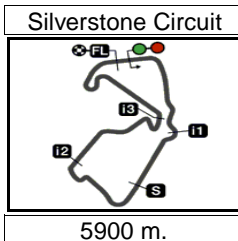
Rider	Nation	Points	QAT	ARG	AMESPA	FRA	ITA	CAT	NED	GER	CZE	AUT	GBR	RSM	ARA	THA	JPN	AUS	MAL	VAL	
1 MARQUEZ Marc	SPA	218	20	10	25	11	20	10	20	25	25	16	25	11							
2 LORENZO Jorge	SPA	163	7	2	10	13	10	20	25	6	16	13	16	25							
3 DOVIZIOSO Andrea	ITA	160	11	8	8	8	11	9	16	13	11	25	20	20							
4 ZARCO Johann	FRA	155	25	16	13	16	25	7	8	8	2	9	10	16							
5 CRUTCHLOW Cal	GBR	134	13	6	9	25	3	8	6	20	9	11	11	13							
6 PETRUCCI Danilo	ITA	124	16	-	6	7	16	11	10	5	20	10	13	10							
7 ROSSI Valentino	ITA	123	8	5	11	6	7	25	9	16	10	20	2	4							
8 IANNONE Andrea	ITA	111	5	4	16	9	13	13	11	7	8	8	8	9							
9 VIÑALES Maverick	SPA	110	4	7	20	5	8	16	13	10	13	4	5	5							
10 PEDROSA Dani	SPA	86	9	20	7	20	6	-	5	-	6	6	7	-							
11 RINS Alex	SPA	79	10	11	5	10	1	6	1	11	5	7	6	6							
12 MILLER Jack	AUS	60	6	25	-	4	9	5	3	-	1	-	-	7							
13 RABAT Tito	SPA	46	-	13	2	-	5	3	7	2	-	5	9	-							
14 ESPARGARO Aleix	SPA	32	3	9	-	3	4	-	-	9	3	-	1	-							
15 BAUTISTA Alvaro	SPA	17	-	-	-	-	-	-	-	4	7	2	4	-							
16 NAKAGAMI Takaaki	JPN	16	-	-	3	2	-	-	4	3	4	-	-	-							
17 SMITH Bradley	GBR	13	-	-	1	-	-	-	-	-	-	1	3	8							
18 MORBIDELLI Franco	ITA	13	2	-	-	1	-	4	-	-	-	3	-	3							
19 SYAHRIN Hafizh	MAL	8	1	-	-	-	2	2	2	1	-	-	-	-							
20 ESPARGARO Pol	SPA	5	-	-	4	-	-	1	-	-	-	-	-	-							
21 ABRAHAM Karel	CZE	3	-	3	-	-	-	-	-	-	-	-	-	-							
22 REDDING Scott	GBR	3	-	1	-	-	-	-	-	-	-	-	-	2							
23 LUTHI Thomas	SWI	1	-	-	-	-	-	-	-	-	-	-	-	1							

These data/results cannot be reproduced, stored and/or transmitted in whole or in part by any manner of electronic, mechanical, photocopying, recording, broadcasting or otherwise now known or herein after developed without the previous express consent by the copyright owner, except for reproduction in daily press and regular printed publications on sale to the public within 60 days of the event related to those data/results and always provided that copyright symbol appears together as follows below.
© DORNA, 2018

Official MotoGP Timing by TISSOT
www.motogp.com



Silverstone, Saturday, August 25, 2018



Results and timing service provided by **TISSOT**

MotoGP™

GOPRO BRITISH GRAND PRIX

After the Qualifying Nr. 2

Event Best Maximum Speed



<i>Rider</i>	<i>Nation Team</i>	<i>Motorcycle</i>	<i>Km/h</i>	
9 Danilo PETRUCCI	ITA Alma Pramac Racing	DUCATI	330.2	Free Practice Nr. 4
4 Andrea DOVIZIOSO	ITA Ducati Team	DUCATI	330.0	Free Practice Nr. 4
53 Tito RABAT	SPA Reale Avintia Racing	DUCATI	329.4	Free Practice Nr. 4
99 Jorge LORENZO	SPA Ducati Team	DUCATI	328.5	Free Practice Nr. 4
25 Maverick VIÑALES	SPA Movistar Yamaha MotoGP	YAMAHA	327.1	Free Practice Nr. 4
43 Jack MILLER	AUS Alma Pramac Racing	DUCATI	327.0	Free Practice Nr. 4
17 Karel ABRAHAM	CZE Angel Nieto Team	DUCATI	326.3	Free Practice Nr. 4
35 Cal CRUTCHLOW	GBR LCR Honda CASTROL	HONDA	326.2	Free Practice Nr. 3
29 Andrea IANNONE	ITA Team SUZUKI ECSTAR	SUZUKI	325.3	Free Practice Nr. 4
38 Bradley SMITH	GBR Red Bull KTM Factory Racing	KTM	325.3	Free Practice Nr. 4
93 Marc MARQUEZ	SPA Repsol Honda Team	HONDA	325.1	Free Practice Nr. 3
19 Alvaro BAUTISTA	SPA Angel Nieto Team	DUCATI	324.2	Free Practice Nr. 4
41 Aleix ESPARGARO	SPA Aprilia Racing Team Gresini	APRILIA	323.8	Free Practice Nr. 4
45 Scott REDDING	GBR Aprilia Racing Team Gresini	APRILIA	323.1	Free Practice Nr. 4
42 Alex RINS	SPA Team SUZUKI ECSTAR	SUZUKI	322.7	Free Practice Nr. 4
46 Valentino ROSSI	ITA Movistar Yamaha MotoGP	YAMAHA	322.7	Free Practice Nr. 4
55 Hafizh SYAHRIN	MAL Monster Yamaha Tech 3	YAMAHA	322.7	Free Practice Nr. 4
5 Johann ZARCO	FRA Monster Yamaha Tech 3	YAMAHA	322.6	Free Practice Nr. 3
26 Dani PEDROSA	SPA Repsol Honda Team	HONDA	322.0	Free Practice Nr. 3
21 Franco MORBIDELLI	ITA EG 0,0 Marc VDS	HONDA	321.1	Free Practice Nr. 4
30 Takaaki NAKAGAMI	JPN LCR Honda IDEMITSU	HONDA	320.1	Free Practice Nr. 4
10 Xavier SIMEON	BEL Reale Avintia Racing	DUCATI	319.8	Free Practice Nr. 3
12 Thomas LUTHI	SWI EG 0,0 Marc VDS	HONDA	319.5	Free Practice Nr. 4
76 Loris BAZ	FRA Red Bull KTM Factory Racing	KTM	318.5	Free Practice Nr. 4

These data/results cannot be reproduced, stored and/or transmitted in whole or in part by any manner of electronic, mechanical, photocopying, recording, broadcasting or otherwise now known or herein after developed without the previous express consent by the copyright owner, except for reproduction in daily press and regular printed publications on sale to the public within 60 days of the event related to those data/results and always provided that copyright symbol appears together as follows below.

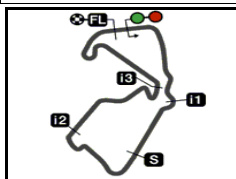
© DORNA, 2018

Official MotoGP Timing by **TISSOT**
www.motogp.com



Silverstone, Saturday, August 25, 2018

Silverstone Circuit



5900 m.

Results and timing service provided by TISSOT

GOPRO BRITISH GRAND PRIX

Qualifying Nr. 2

Best Partial Times

MotoGP™

IT Ideal Lap Time, sum of the best partial times*BT* Best Lap Time

<i>T1</i>		<i>T2</i>		<i>T3</i>		<i>T4</i>				<i>IT</i>	<i>BT</i>	
<i>Pos</i>	<i>Rider</i>	<i>Time</i>	<i>Rider</i>	<i>Time</i>	<i>Rider</i>	<i>Time</i>	<i>Rider</i>	<i>Time</i>	<i>Pos</i>	<i>Rider</i>		
1	J.MILLER	24.854	A.DOVIZIOSO	42.416	C.CRUTCHLOW	29.667	J.MILLER	31.574	1	J.MILLER	2'09.113	2'12.173 (9)
2	C.CRUTCHLOW	25.362	J.LORENZO	42.489	J.ZARCO	29.744	J.LORENZO	32.407	2	J.LORENZO	2'10.155	2'10.155 (1)
3	J.ZARCO	25.425	J.ZARCO	42.627	M.MARQUEZ	29.818	C.CRUTCHLOW	32.420	3	A.DOVIZIOSO	2'10.224	2'10.314 (2)
4	J.LORENZO	25.429	D.PETRUCCI	42.693	J.LORENZO	29.830	A.DOVIZIOSO	32.465	4	J.ZARCO	2'10.439	2'10.439 (3)
5	A.DOVIZIOSO	25.475	M.MARQUEZ	42.793	A.DOVIZIOSO	29.868	V.ROSSI	32.488	5	C.CRUTCHLO	2'10.506	2'10.615 (4)
6	D.PETRUCCI	25.549	J.MILLER	42.794	J.MILLER	29.891	J.ZARCO	32.643	6	M.MARQUEZ	2'11.083	2'11.083 (5)
7	A.IANNONE	25.579	B.SMITH	42.879	V.ROSSI	29.914	A.IANNONE	32.769	7	D.PETRUCCI	2'11.317	2'11.317 (6)
8	B.SMITH	25.620	C.CRUTCHLOW	43.057	A.IANNONE	29.964	M.MARQUEZ	32.791	8	A.IANNONE	2'11.495	2'11.495 (7)
9	M.MARQUEZ	25.681	A.IANNONE	43.183	B.SMITH	30.096	B.SMITH	32.919	9	B.SMITH	2'11.514	2'11.514 (8)
10	A.RINS	25.785	M.VIÑALES	43.201	D.PETRUCCI	30.155	D.PETRUCCI	32.920	10	V.ROSSI	2'12.007	2'13.504 (12)
11	M.VIÑALES	25.954	A.RINS	43.377	M.VIÑALES	30.334	A.RINS	32.944	11	A.RINS	2'12.504	2'12.504 (10)
12	V.ROSSI	26.144	V.ROSSI	43.461	A.RINS	30.398	M.VIÑALES	33.025	12	M.VIÑALES	2'12.514	2'12.514 (11)

These data/results cannot be reproduced, stored and/or transmitted in whole or in part by any manner of electronic, mechanical, photocopying, recording, broadcasting or otherwise now known or herein after developed without the previous express consent by the copyright owner, except for reproduction in daily press and regular printed publications on sale to the public within 60 days of the event related to those data/results and always provided that copyright symbol appears together as follows below.

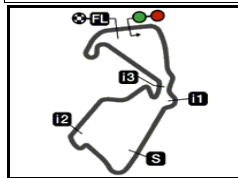
© DORNA, 2018

Official MotoGP Timing by TISSOT


www.motogp.com



Silverstone Circuit



5900 m.


Results and timing service provided by  TISSOT

MotoGP™

GOPRO BRITISH GRAND PRIX

Qualifying Nr. 2

Fastest Laps Sequence

<i>Practice Time</i>	 <i>Rider</i>	<i>Nation</i>	<i>Motorcycle</i>	<i>Time</i>	<i>Km/h</i>	<i>Rider's Lap</i>
4'37.242	99 Jorge LORENZO	SPA	DUCATI	2'15.321	156.9	2
4'37.677	43 Jack MILLER	AUS	DUCATI	2'14.676	157.7	2
4'43.923	38 Bradley SMITH	GBR	KTM	2'12.894	159.8	2
6'49.850	43 Jack MILLER	AUS	DUCATI	2'12.173	160.6	3
9'04.196	99 Jorge LORENZO	SPA	DUCATI	2'12.001	160.9	4
11'57.731	35 Cal CRUTCHLOW	GBR	HONDA	2'11.394	161.6	5
12'14.046	5 Johann ZARCO	FRA	YAMAHA	2'11.219	161.8	5
14'58.586	4 Andrea DOVIZIOSO	ITA	DUCATI	2'10.314	162.9	6
15'47.247	99 Jorge LORENZO	SPA	DUCATI	2'10.155	163.1	7

These data/results cannot be reproduced, stored and/or transmitted in whole or in part by any manner of electronic, mechanical, photocopying, recording, broadcasting or otherwise now known or herein after developed without the previous express consent by the copyright owner, except for reproduction in daily press and regular printed publications on sale to the public within 60 days of the event related to those data/results and always provided that copyright symbol appears together as follows below.

© DORNA, 2018

Official MotoGP Timing by TISSOT
www.motogp.com

Silverstone, Saturday, August 25, 2018

