


4801 m.

MOTUL GRAND PRIX OF JAPAN

Qualifying
Classification

	Rider	Nation	Team	Motorcycle	Time	Lap Total	Gap	Top Speed
1	19 Gabriel RODRIGO	ARG	RBA BOE Skull Rider	KTM	1'56.894	11 11		216.1
2	17 John MCPHEE	GBR	CIP - Green Power	KTM	1'56.969	12 12	0.075 0.075	216.0
3	12 Marco BEZZECCHI	ITA	Redox PruestelGP	KTM	1'57.014	12 12	0.120 0.045	218.8
4	88 Jorge MARTIN	SPA	Del Conca Gresini Moto3	HONDA	1'57.118	12 12	0.224 0.104	213.2
5	40 Darryn BINDER	RSA	Red Bull KTM Ajo	KTM	1'57.120	14 14	0.226 0.002	214.7
6	33 Enea BASTIANINI	ITA	Leopard Racing	HONDA	1'57.194	11 11	0.300 0.074	217.7
7	10 Dennis FOGGIA	ITA	SKY Racing Team VR46	KTM	1'57.202	13 13	0.308 0.008	215.5
8	22 Kazuki MASAKI	JPN	RBA BOE Skull Rider	KTM	1'57.260	11 11	0.366 0.058	219.3
9	75 Albert ARENAS	SPA	Angel Nieto Team Moto3	KTM	1'57.410	2 11	0.516 0.150	216.9
10	48 Lorenzo DALLA PORTA	ITA	Leopard Racing	HONDA	1'57.453	7 11	0.559 0.043	217.1
11	42 Marcos RAMIREZ	SPA	Bester Capital Dubai	KTM	1'57.476	4 9	0.582 0.023	216.4
12	14 Tony ARBOLINO	ITA	Marinelli Snipers Team	HONDA	1'57.507	11 11	0.613 0.031	217.8
13	71 Ayumu SASAKI	JPN	Petronas Sprinta Racing	HONDA	1'57.610	5 10	0.716 0.103	218.0
14	77 Vicente PEREZ	SPA	Reale Avintia Academy 77	KTM	1'57.627	7 12	0.733 0.017	221.4
15	21 Fabio DI GIANNANTONIO	ITA	Del Conca Gresini Moto3	HONDA	1'57.636	2 13	0.742 0.009	216.0
16	84 Jakub KORNFEIL	CZE	Redox PruestelGP	KTM	1'57.692	11 11	0.798 0.056	213.6
17	23 Niccolò ANTONELLI	ITA	SIC58 Squadra Corse	HONDA	1'57.755	14 14	0.861 0.063	215.8
18	16 Andrea MIGNO	ITA	Angel Nieto Team Moto3	KTM	1'57.862	9 12	0.968 0.107	214.3
19	44 Aron CANET	SPA	Estrella Galicia 0,0	HONDA	1'57.910	5 13	1.016 0.048	215.2
20	72 Alonso LOPEZ	SPA	Estrella Galicia 0,0	HONDA	1'58.002	8 13	1.108 0.092	213.6
21	5 Jaume MASIA	SPA	Bester Capital Dubai	KTM	1'58.020	5 10	1.126 0.018	215.8
22	65 Philipp OETTL	GER	Sudmetal Schedl GP Racing	KTM	1'58.034	7 12	1.140 0.014	216.2
23	7 Adam NORRODIN	MAL	Petronas Sprinta Racing	HONDA	1'58.107	12 12	1.213 0.073	215.5
24	31 Celestino VIETTI	ITA	SKY Racing Team VR46	KTM	1'58.236	8 13	1.342 0.129	217.1
25	81 Stefano NEPA	ITA	CIP - Green Power	KTM	1'58.315	8 12	1.421 0.079	216.9
26	24 Tatsuki SUZUKI	JPN	SIC58 Squadra Corse	HONDA	1'58.411	9 10	1.517 0.096	213.4
27	41 Nakin ATIRATPHUVAP	THA	Honda Team Asia	HONDA	1'58.659	15 15	1.765 0.248	215.8
28	27 Kaito TOBA	JPN	Honda Team Asia	HONDA	1'58.659	14 14	1.765	216.7
29	13 Shizuka OKAZAKI	JPN	Kohara Racing Team	HONDA	2'03.453	5 16	6.559 4.794	203.6
30	36 Yuto FUKUSHIMA	JPN	Team Plus One	HONDA	2'03.584	9 14	6.690 0.131	201.1

Practice condition: Dry

Air: 22°

Humidity: 48%

Ground: 33°

Fastest Lap:	Lap: 11	Gabriel RODRIGO	1'56.894	147.8 Km/h
Circuit Record Lap:	2014	Alex MARQUEZ	1'57.112	147.5 Km/h
Circuit Best Lap:	2016	Hiroki ONO	1'56.443	148.4 Km/h

The results are provisional until the end of the limit for protest and appeals.

Time limit for protest expires 30' after publication of the results - Time:

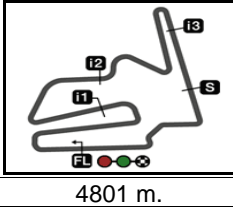
These data/results cannot be reproduced, stored and/or transmitted in whole or in part by any manner of electronic, mechanical, photocopying, recording, broadcasting or otherwise now known or herein after developed without the previous express consent by the copyright owner, except for reproduction in daily press and regular printed publications on sale to the public within 60 days of the event related to those data/results and always provided that copyright symbol appears together as follows below.

© DORNA, 2018

Official MotoGP Timing by TISSOT
www.motogp.com

Motegi, Saturday, October 20, 2018





MOTUL GRAND PRIX OF JAPAN

Qualifying

Top Speed & Average

21A



Rider	Nation	Motorcycle	Top 5 speeds					Average	Top
77 Vicente PEREZ	SPA	KTM	221.4	216.8	216.6	215.8	215.7	217.3	221.4
22 Kazuki MASAKI	JPN	KTM	219.3	217.9	217.5	214.2	213.5	216.5	219.3
12 Marco BEZZECCHI	ITA	KTM	218.8	218.6	215.9	215.0	212.2	216.1	218.8
71 Ayumu SASAKI	JPN	HONDA	218.0	216.3	216.2	211.8	211.5	214.8	218.0
14 Tony ARBOLINO	ITA	HONDA	217.8	217.0	215.9	215.2	215.0	216.2	217.8
33 Enea BASTIANINI	ITA	HONDA	217.7	213.6	212.7	212.1	211.5	213.5	217.7
48 Lorenzo DALLA PORTA	ITA	HONDA	217.1	217.0	216.5	216.2	216.2	216.6	217.1
31 Celestino VIETTI	ITA	KTM	217.1	215.6	215.3	213.3	211.5	214.6	217.1
75 Albert ARENAS	SPA	KTM	216.9	216.5	214.8	213.1	212.0	214.7	216.9
81 Stefano NEPA	ITA	KTM	216.9	214.5	213.5	213.3	211.9	214.0	216.9
27 Kaito TOBA	JPN	HONDA	216.7	216.7	215.8	215.3	214.1	215.7	216.7
42 Marcos RAMIREZ	SPA	KTM	216.4	216.2	215.9	215.3	215.3	215.8	216.4
65 Philipp OETTL	GER	KTM	216.2	214.4	214.1	213.6	213.3	214.3	216.2
19 Gabriel RODRIGO	ARG	KTM	216.1	214.2	213.9	213.5	212.8	214.1	216.1
17 John MCPHEE	GBR	KTM	216.0	215.7	215.7	213.4	213.4	214.8	216.0
21 Fabio DI GIANNANTONIO	ITA	HONDA	216.0	213.0	212.5	211.8	209.7	212.1	216.0
5 Jaume MASIA	SPA	KTM	215.8	215.5	214.7	214.2	213.1	214.7	215.8
41 Nakarin ATIRATPHUVAPAT	THA	HONDA	215.8	213.9	213.1	212.5	212.0	213.5	215.8
23 Niccolò ANTONELLI	ITA	HONDA	215.8	214.8	214.2	214.2	213.5	214.5	215.8
7 Adam NORRODIN	MAL	HONDA	215.5	212.8	212.7	212.3	212.3	213.1	215.5
10 Dennis FOGGIA	ITA	KTM	215.5	213.9	213.8	213.4	212.2	213.8	215.5
44 Aron CANET	SPA	HONDA	215.2	214.5	213.1	211.2	211.0	213.0	215.2
40 Darryn BINDER	RSA	KTM	214.7	212.9	212.5	211.6	211.2	212.6	214.7
16 Andrea MIGNO	ITA	KTM	214.3	213.6	213.0	213.0	212.4	213.3	214.3
72 Alonso LOPEZ	SPA	HONDA	213.6	212.3	211.6	211.1	210.0	211.7	213.6
84 Jakub KORNFEIL	CZE	KTM	213.6	212.3	211.1	210.2	208.7	211.2	213.6
24 Tatsuki SUZUKI	JPN	HONDA	213.4	211.8	211.6	209.4	209.1	211.1	213.4
88 Jorge MARTIN	SPA	HONDA	213.2	212.3	211.5	211.0	210.6	211.7	213.2
13 Shizuka OKAZAKI	JPN	HONDA	203.6	202.8	202.2	201.9	201.6	202.4	203.6
36 Yuto FUKUSHIMA	JPN	HONDA	201.1	201.0	200.8	200.5	200.4	200.8	201.1

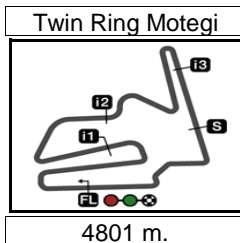
These data/results cannot be reproduced, stored and/or transmitted in whole or in part by any manner of electronic, mechanical, photocopying, recording, broadcasting or otherwise now known or herein after developed without the previous express consent by the copyright owner, except for reproduction in daily press and regular printed publications on sale to the public within 60 days of the event related to those data/results and always provided that copyright symbol appears together as follows below.

© DORNA, 2018

Official MotoGP Timing by TISSOT
www.motogp.com



Motegi, Saturday, October 20, 2018



Results and timing service provided by TISSOT

Moto3™

MOTUL GRAND PRIX OF JAPAN

Qualifying

Chronological Analysis of Performances

22A

* Lap / Sector time cancelled

T1 Time from finish line to 1st intermediate

T3 Time from 2nd intermed. to 3rd intermed.

P Crossing the finish line in pit lane

T2 Time from 1st intermed. to 2nd intermed.

T4 Time from 3rd intermediate to finish line

Lap	Lap Time	T1	T2	T3	T4	Speed	Lap	Lap Time	T1	T2	T3	T4	Speed																																																																																											
1st 19 Gabriel RODRIGO RBA BOE Skull Rider ARG Runs=3 Total laps=11 Full laps=6							1	5'15.214	35.270	23.725	31.583	35.138	211.0	2	1'57.865	30.005	23.034	31.299	33.527	211.5	3	1'57.623	29.936	23.032	31.205	33.450	209.7	4	1'57.732	29.989	22.907	31.353	33.483	210.6	5	1'57.681	29.959	22.892	31.468	33.362	209.5	6	1'51.923 P	30.048	23.290	32.511	26.074	208.9	7	2'01.745	33.000	23.521	31.416	33.808	207.6	8	1'58.424	30.150	22.962	31.216	34.096	209.4	9	2'02.566	29.930	22.877	31.326	38.433	213.2	10	1'50.717 P	30.075	22.992	31.454	26.196	212.3	11	2'09.119	33.555	24.531	37.402	33.631	209.3	12	1'57.118	30.082	22.937	31.007	33.092	210.4														
2nd 17 John MCPHEE CIP - Green Power GBR Runs=3 Total laps=12 Full laps=7							1	4'58.370	57.143	24.721	32.749	34.494	206.4	2	1'58.708	30.441	23.100	31.616	33.551	212.5	3	2'03.934	30.320	23.164	35.931	34.519	208.8	4	2'00.417	30.693	23.630	32.144	33.950	212.9	5	1'58.960	30.466	23.028	31.783	33.683	211.2	6	1'59.099	30.487	23.179	31.752	33.681	209.9	7	1'53.451 P	31.004	23.558	32.516	26.373	204.3	8	2'04.019	34.011	23.528	32.022	34.458	208.8	9	1'59.478	30.800	23.206	31.764	33.708	208.9	10	1'59.267	30.626	23.195	31.815	33.631	208.8	11	1'50.680 P	30.321	23.122	31.753	25.484	209.6	12	2'16.953	43.106	23.801	34.765	35.281	204.3	13	1'57.905	30.272	22.842	31.564	33.227	214.7	14	1'57.120	29.739	22.818	31.328	33.235	211.6
3rd 12 Marco BEZZECCHI Redox PruestelGP ITA Runs=3 Total laps=12 Full laps=7							1	4'16.872	45.124	26.131	33.147	34.027	211.1	2	1'57.620	30.129	22.747	31.412	33.332	215.9	3	2'02.804	34.592	23.053	31.822	33.337	212.0	4	1'57.264	29.975	22.714	31.375	33.200	218.6	5	2'07.070 P	43.447	24.699	32.503	26.421	209.9	6	2'10.744	34.417	24.730	32.492	39.105	192.3	7	1'57.485	30.054	22.792	31.390	33.249	211.8	8	1'59.352	29.830	22.822	33.296	33.404	211.6	9	1'57.569	30.240	22.847	31.406	33.076	212.0	10	1'51.909 P	30.658	23.141	31.929	26.181	212.2	11	2'09.653	33.990	23.733	38.014	33.916	215.0	12	1'57.014	30.180	22.637	31.223	32.974	218.8														
4th 88 Jorge MARTIN Del Conca Gresini Mo SPA Runs=3 Total laps=12 Full laps=7							1	4'56.269	38.314	24.209	32.680	35.055	195.2	2	2'06.454	36.922	23.851	32.349	33.332	212.1	3	1'58.029	30.276	22.847	31.597	33.309	217.7	4	1'59.599	30.660	23.463	31.591	33.885	205.5	5	1'51.605 P	30.261	23.236	31.669	26.439	208.6	6	2'02.824	34.036	23.229	31.909	33.650	210.8	7	1'57.675	30.154	22.917	31.244	33.360	211.5	8	1'57.547	30.075	22.810	31.339	33.323	211.3	9	1'52.736 P	32.635	23.022	31.764	25.315	213.6	10	2'08.100	35.791	24.403	32.041	35.865	208.5	11	1'57.194	30.025	22.711	31.219	33.239	212.7																					

Fastest Lap: Gabriel RODRIGO RBA BOE Skull Rider ARG **1'56.894** 29.883 22.770 31.185 33.056

These data/results cannot be reproduced, stored and/or transmitted in whole or in part by any manner of electronic, mechanical, photocopying, recording, broadcasting or otherwise now known or herein after developed without the previous express consent by the copyright owner, except for reproduction in daily press and regular printed publications on sale to the public within 60 days of the event related to those data/results and always provided that copyright symbol appears together as follows below.
© DORNA, 2018



Qualifying

Moto3

Lap	Lap Time	T1	T2	T3	T4	Speed	Lap	Lap Time	T1	T2	T3	T4	Speed	
7th	10	Dennis FOGGIA SKY Racing Team VR ITA						11	1'57.466	30.181	22.817	31.523	32.945	217.0
		Runs=3	Total laps=13	Full laps=8										
1	4'18.583	40.353	26.645	33.481	33.955	212.0								
2	1'59.121	30.581	23.053	31.896	33.591	215.5								
3	1'58.463	30.146	23.064	31.683	33.570	212.0								
4	1'58.370	30.166	23.060	31.632	33.512	211.3								
5	1'54.842 P	32.281	23.841	32.889	25.831	209.9								
6	2'08.980	34.552	23.845	32.332	38.251	196.3								
7	1'59.434	30.387	23.419	31.951	33.677	213.9								
8	1'59.177	30.050	22.922	31.974	34.231	201.7								
9	1'58.049	30.280	22.913	31.476	33.380	212.2								
10	1'52.886 P	30.465	23.107	32.865	26.449	213.8								
11	2'15.055	41.712	23.641	34.281	35.421	202.1								
12	1'59.326	30.487	23.120	31.919	33.800	211.7								
13	1'57.202	29.827	22.872	31.359	33.144	213.4								
8th	22	Kazuki MASAKI RBA BOE Skull Rider JPN												
		Runs=3	Total laps=11	Full laps=6										
1	7'03.046	41.156	25.705	33.002	33.369	213.1								
2	1'57.982	30.097	22.934	31.562	33.389	219.3								
3	2'01.143	30.468	23.569	31.569	35.537	213.5								
4	1'58.411	30.053	23.353	31.581	33.424	214.2								
5	1'58.357	30.368	22.964	31.458	33.567	208.3								
6	1'55.072 P	31.452	23.952	32.384	27.284	202.0								
7	2'05.111	36.743	23.167	31.756	33.445	211.7								
8	1'57.743	29.992	22.961	31.261	33.529	212.8								
9	1'54.229 P	31.353	23.531	32.027	27.318	205.3								
10	2'12.127	35.907	23.878	38.317	34.025	217.5								
11	1'57.260	30.020	22.749	31.459	33.032	217.9								
9th	75	Albert ARENAS Angel Nieto Team Mot SPA												
		Runs=3	Total laps=11	Full laps=6										
1	5'07.331	39.581	23.498	32.092	33.493	212.0								
2	1'57.410	30.007	22.808	31.403	33.192	216.5								
3	1'58.060	30.077	22.900	31.438	33.645	211.2								
4	1'54.921 P	30.156	23.710	32.094	28.961	211.7								
5	2'04.350	35.157	23.351	31.753	34.089	203.8								
6	1'59.933	30.241	22.938	31.633	35.121	208.7								
7	1'57.552	30.029	22.885	31.338	33.300	214.8								
8	1'57.872	30.038	23.139	31.513	33.182	216.9								
9	1'58.176 P	30.120	23.373	36.641	28.042	204.2								
10	2'20.497	44.569	23.929	33.232	38.767	209.0								
11	1'58.545	30.105	23.876	31.327	33.237	213.1								
10th	48	Lorenzo DALLA PO Leopard Racing ITA												
		Runs=3	Total laps=11	Full laps=6										
1	4'57.815	50.416	25.291	32.748	34.163	208.2								
2	2'03.147	30.323	26.085	33.266	33.473	216.2								
3	1'57.728	30.176	22.813	31.495	33.244	216.2								
4	1'58.472	30.278	22.935	31.598	33.661	210.4								
5	1'55.749 P	32.829	25.700	31.757	25.463	216.5								
6	2'01.481	32.999	23.201	31.728	33.553	211.9								
7	1'57.453	30.019	22.821	31.292	33.321	217.1								
8	2'01.301	30.097	23.026	31.403	36.775	211.1								
9	1'49.486 P	30.272	22.883	31.546	24.785	211.4								
10	2'15.999	40.654	23.624	37.315	34.406	212.6								
11th	42	Marcos RAMIREZ Bester Capital Dubai SPA												
		Runs=3	Total laps=10	Full laps=4										
1	7'01.723	51.650	26.341	34.542	35.663	194.8								
2	1'58.608	30.213	22.934	31.686	33.775	215.3								
3	2'04.167	32.088	24.080	33.386	34.613	214.5								
4	1'57.476	29.913	22.802	31.512	33.249	216.4								
5	1'54.425 P	31.010	23.170	33.232	27.013	216.2								
6	2'09.697	40.719	23.333	31.866	33.779	210.5								
7	1'58.022	30.171	22.915	31.443	33.493	211.7								
8	1'53.914 P	31.238	23.689	32.451	26.536	215.3								
9	2'10.206	33.840	23.695	38.459	34.212	215.9								
	unfinished	30.079	22.912											
12th	14	Tony ARBOLINO Marinelli Snipers Tea ITA												
		Runs=3	Total laps=11	Full laps=5										
1	4'59.780	40.059	24.284	34.524	33.708	212.1								
2	2'03.934	31.106	27.127	32.159	33.542	215.0								
3	1'57.835 *	30.149	22.814	31.542	33.330 *	217.8								
4	2'02.597	30.522	25.015	32.565	34.495	212.2								
5	1'58.054	30.198	22.995	31.592	33.269	217.0								
6	1'54.642 P	31.139	23.771	32.203	27.529	215.2								
7	2'02.823	33.898	23.403	31.986	33.536	212.0								
8	1'57.995	30.242	22.868	31.601	33.284	213.6								
9	1'53.862 P	30.478	23.675	31.828	27.881	210.8								
10	2'13.634	40.458	23.466	35.273	34.437	212.2								
11	1'57.507	30.163	22.792	31.290	33.262	215.9								
13th	71	Ayumu SASAKI Petronas Sprinta Raci JPN												
		Runs=4	Total laps=11	Full laps=4										
1	5'02.577	39.738	23.675	33.657	34.069	211.3								
2	2'02.332	30.114	24.485	33.829	33.904	211.5								
3	1'57.747	29.986	22.914	31.457	33.390	216.3								
4	2'02.072	30.131	23.349	32.830	35.762	208.6								
5	1'57.610	30.141	22.877	31.355	33.237	218.0								
6	1'53.756 P	30.790	23.253	32.564	27.149	211.8								
7	1'56.699 P	34.682	23.643	32.066	26.308	210.3								
8	2'04.985	34.431	23.657	32.213	34.684	207.4								
9	1'54.243 P	30.709	23.501	32.226	27.807	205.1								
10	2'09.602	34.052	23.613	38.128	33.809	216.2								
	unfinished	30.129	22.999											
14th	77	Vicente PEREZ Reale Avintia Academ SPA												
		Runs=3	Total laps=12	Full laps=7										
1	4'16.952	44.789	26.533	32.875	33.823	215.4								
2	1'58.578	30.378	22.908	31.516	33.776	215.3								
3	2'01.894	34.090	22.958	31.605	33.241	215.7								
4	1'57.781	30.101	22.934	31.405	33.341	215.4								
5	1'53.458 P	30.457	24.856	32.108	26.037	213.0								
6	2'10.371	34.161	24.687	32.451	39.072	192.8								
7	1'57.627	30.203	22.881	31.332	33.211	215.8								
8	1'59.266	29.847	22.804	33.167	33.448	211.4								
9	1'58.424	30.495	23.162	31.535	33.232	216.8								
10	1'51.600 P	30.193	23.019	32.183	26.205	214.9								
11	2'11.427	33.758	24.502	39.558	33.609	221.4								

Fastest Lap: Gabriel RODRIGO RBA BOE Skull Rider ARG **1'56.894** 29.883 22.770 31.185 33.056

These data/results cannot be reproduced, stored and/or transmitted in whole or in part by any manner of electronic, mechanical, photocopying, recording, broadcasting or otherwise now known or herein after developed without the previous express consent by the copyright owner, except for reproduction in daily press and regular printed publications on sale to the public within 60 days of the event related to those data/results and always provided that copyright symbol appears together as follows below.
© DORNA, 2018

Official MotoGP Timing by TISSOT
www.motogp.com

Motegi, Saturday, October 20, 2018

Page 2 of 5



Qualifying

Moto3

Lap	Lap Time	T1	T2	T3	T4	Speed	Lap	Lap Time	T1	T2	T3	T4	Speed		
15th	21	Fabio DI GIANNANT Del Conca Gresini Mo ITA						6	1'50.987	P	30.329	23.161	31.763	25.734	210.8
		Runs=3	Total laps=13	Full laps=8			7	2'09.170		37.938	24.079	33.395	33.758	211.8	
1	5'06.909	38.501	23.836	32.059	33.514	209.7	8	1'59.102		30.762	23.178	31.780	33.382	213.0	
2	1'57.636	29.982	23.013	31.387	33.254	216.0	9	1'57.862		30.236	22.915	31.519	33.192	212.1	
3	1'58.012	30.067	23.011	31.416	33.518	209.6	10	1'53.319	P	30.216	22.878	31.690	28.535	213.6	
4	2'02.711	29.986	23.190	34.841	34.694	203.3	11	2'15.275		42.974	24.341	33.181	34.779	212.0	
5	1'58.722	30.103	23.521	31.695	33.403	211.8	12	1'59.522		30.333	24.539	31.508	33.142	214.3	
6	1'50.768	P	30.142	22.823	31.710	26.093	213.0								
7	2'04.814		33.200	23.772	33.638	34.204	207.4	19th	44	Aron CANET Estrella Galicia 0,0 SPA					
8	1'58.206		30.236	23.049	31.542	33.379	209.7			Runs=3	Total laps=13	Full laps=8			
9	1'57.936		30.027	22.944	31.366	33.599	208.9	1	5'02.062	40.481	23.702	35.111	33.808	210.1	
10	1'49.729	P	30.117	23.197	31.922	24.493	212.5	2	1'58.203	30.130	23.140	31.553	33.380	211.0	
11	2'19.387		46.254	23.936	34.368	34.829	207.3	3	1'58.412	30.197	23.077	31.575	33.563	208.8	
12	1'58.139		30.231	23.070	31.437	33.401	208.9	4	2'04.298	32.679	24.260	32.880	34.479	201.4	
13	1'57.661		29.981	23.010	31.335	33.335	208.7	5	1'57.910	30.088	22.974	31.623	33.225	213.1	
								6	1'52.254	P	30.889	23.147	31.834	26.384	207.5
16th	84	Jakub KORNFEIL Redox PruestelGP CZE						7	2'07.879		34.552	25.958	33.359	34.010	208.2
		Runs=3	Total laps=11	Full laps=6			8	1'58.347		30.257	23.182	31.435	33.473	211.2	
1	4'57.453	53.655	25.290	32.347	34.329	207.2	9	1'59.535		30.260	23.158	31.519	34.598	208.8	
2	1'58.798	30.419	23.111	31.576	33.692	208.1	10	1'58.328		30.413	22.986	31.572	33.357	210.2	
3	2'05.013	30.324	24.031	36.642	34.016	207.9	11	1'54.788	P	31.115	23.834	32.100	27.739	207.8	
4	1'59.860	30.532	23.763	31.674	33.891	213.6	12	2'14.335		39.662	23.544	37.568	33.561	214.5	
5	1'58.894	30.350	23.141	31.630	33.773	208.7	13	1'58.700		30.198	22.937	32.409	33.156	215.2	
6	4'02.735	P	31.154	24.014	2'35.581	31.986	170.1								
7	2'14.849		38.983	24.282	33.995	37.589	199.4	20th	72	Alonso LOPEZ Estrella Galicia 0,0 SPA					
8	1'51.670	P	30.792	23.312	31.824	25.742	208.6			Runs=3	Total laps=13	Full laps=8			
9	2'04.089		33.322	23.320	32.803	34.644	212.3	1	4'55.612	59.323	24.308	32.498	34.149	207.2	
10	1'59.250		30.390	22.952	32.081	33.827	211.1	2	2'00.914	30.784	23.358	32.978	33.794	210.0	
11	1'57.692		29.931	22.992	31.407	33.362	210.2	3	1'59.817	30.230	23.505	31.994	34.088	205.9	
								4	2'05.188	32.887	23.365	33.466	35.470	181.1	
17th	23	Niccolò ANTONELL SIC58 Squadra Corse ITA						5	1'59.033		30.475	23.163	31.667	33.728	211.6
		Runs=3	Total laps=14	Full laps=9			6	1'55.027	P	31.403	23.617	32.430	27.577	183.6	
1	5'02.018	48.381	23.944	35.103	33.885	212.0	7	2'07.895		36.542	25.234	32.087	34.032	207.9	
2	1'58.831	30.364	23.166	31.716	33.585	214.2	8	1'58.002		30.148	23.033	31.389	33.432	211.1	
3	1'58.215	30.171	23.057	31.568	33.419	214.8	9	1'58.111		30.150	22.938	31.474	33.549	212.3	
4	2'05.961	30.437	29.590	31.930	34.004	213.0	10	2'02.725		30.317	23.185	33.213	36.010	204.0	
5	1'58.665	30.250	23.083	31.719	33.613	212.0	11	1'51.894	P	30.518	23.154	31.845	26.377	199.8	
6	1'53.398	P	30.749	23.169	32.022	27.458	210.9	12	2'15.425		39.698	23.835	36.796	35.096	204.9
7	2'07.105		33.801	23.369	31.879	38.056	210.4	13	1'58.917		30.135	22.938	32.154	33.690	213.6
8	1'58.155		30.237	22.880	31.610	33.428	212.2								
9	1'58.045		30.076	22.968	31.484	33.517	208.9	21st	5	Jaume MASIA Bester Capital Dubai SPA					
10	2'00.178		31.550	23.078	31.693	33.857	203.0			Runs=3	Total laps=10	Full laps=5			
11	1'58.088		30.224	22.871	31.466	33.527	213.5	1	5'01.263	41.571	24.086	35.215	33.807	212.4	
12	1'50.635	P	30.674	23.414	31.818	24.729	207.0	2	2'03.221	30.512	26.758	32.361	33.590	212.3	
13	2'08.761		35.165	23.434	36.173	33.989	215.8	3	1'59.283	30.272	23.337	31.900	33.774	213.1	
14	1'57.755		30.247	22.765	31.573	33.170	214.2	4	2'00.120	30.235	23.403	32.120	34.362	215.5	
								5	1'58.020	30.200	22.929	31.564	33.327	214.7	
18th	16	Andrea MIGNO Angel Nieto Team Mot ITA						6	1'53.242	P	30.936	23.240	32.504	26.562	213.0
		Runs=3	Total laps=12	Full laps=7			7	2'03.198		33.926	23.341	32.089	33.842	210.5	
1	5'13.371	43.933	23.661	32.137	37.081	210.2	8	1'50.579	P	30.487	23.036	31.892	25.164	210.8	
2	1'59.654	30.683	23.371	31.767	33.833	209.1	9	2'14.997		39.891	23.642	37.662	33.802	214.2	
3	1'58.821	30.361	23.110	31.596	33.754	211.6	10	1'58.119		30.156	22.744	31.625	33.594	215.8	
4	1'58.083		30.204	22.958	31.594	33.327	213.0								
5	1'58.290	30.239	23.038	31.570	33.443	212.4	22nd	65	Philipp OETTL Sudmetal Schedl GP GER						
										Runs=3	Total laps=13	Full laps=7			
								1	4'18.055	33.422	24.115	32.946	33.872	213.6	

Fastest Lap: Gabriel RODRIGO RBA BOE Skull Rider ARG **1'56.894** 29.883 22.770 31.185 33.056

These data/results cannot be reproduced, stored and/or transmitted in whole or in part by any manner of electronic, mechanical, photocopying, recording, broadcasting or otherwise now known or herein after developed without the previous express consent by the copyright owner, except for reproduction in daily press and regular printed publications on sale to the public within 60 days of the event related to those data/results and always provided that copyright symbol appears together as follows below.
© DORNA, 2018

Official MotoGP Timing by TISSOT
www.motogp.com

Motegi, Saturday, October 20, 2018

Page 3 of 5



Qualifying

Moto3

Lap	Lap Time	T1	T2	T3	T4	Speed	Lap	Lap Time	T1	T2	T3	T4	Speed
2	1'58.832	30.220	22.938	32.117	33.557	213.1	10	1'52.135 P	30.419	23.344	31.983	26.389	201.1
3	1'58.552	30.307	23.129	31.605	33.511	212.1	11	2'06.872	35.749	23.799	32.063	35.261	211.7
4	1'58.717	30.347	23.050	31.698	33.622	211.1	12	1'58.417	30.233	23.134	31.745	33.305	216.9
5	1'53.505 P	32.890	23.191	32.112	25.312	210.0	26th 24 Tatsuki SUZUKI SIC58 Squadra Corse JPN						
6	2'03.482	34.793	23.161	31.726	33.802	207.8	Runs=2 Total laps=11 Full laps=7						
7	1'58.034	29.941	22.923	31.595	33.575	214.4	1	4'47.347	48.686	23.811	32.118	33.880	208.4
8	1'58.360	30.265	22.937	31.595	33.563	213.0	2	1'59.045	30.583	23.168	31.684	33.610	209.4
9	1'58.146	30.142	23.115	31.494	33.395	213.3	3	1'59.610	30.377	23.145	31.657	34.431	211.8
10	1'54.120 P	30.412	23.483	33.324	26.901	214.1	4	2'00.447	30.874	23.599	32.110	33.864	208.2
11	2'10.720	38.712	23.396	33.545	35.067	212.5	5	1'59.195	30.508	23.227	31.667	33.793	208.5
12	1'59.703	30.094	23.035	31.787	34.787	212.4	6	1'56.787 P	31.442	23.729	32.977	28.639	201.0
	PIT	30.031	22.765	31.453	37.749	216.2	7	2'04.933	34.489	24.469	32.018	33.957	209.1
23rd 7 Adam NORRODIN Petronas Sprinta Raci MAL							8	1'59.469	30.464	23.187	31.665	34.153	200.3
		Runs=4	Total laps=12	Full laps=6			9	1'58.411	30.253	22.984	31.500	33.674	213.4
1	4'56.763	58.857	26.447	35.406	35.109	199.2	10	2'00.134	30.305	23.117	33.223	33.489	211.6
2	2'00.133	31.028	23.516	31.915	33.674	211.7		unfinished	30.453	23.151			
3	2'03.417	30.412	23.422	35.364	34.219	208.7	27th 41 Nakarin ATIRATPH Honda Team Asia THA						
4	2'00.627	30.723	24.191	31.809	33.904	212.8	Runs=4 Total laps=15 Full laps=8						
5	1'59.252	30.400	23.423	31.661	33.768	212.3	1	4'17.478	44.066	25.960	33.247	34.201	212.0
6	1'51.332 P	30.855	23.083	31.882	25.512	210.2	2	2'00.396	30.786	23.388	32.295	33.927	204.3
7	1'55.240 P	33.415	23.644	32.030	26.151	210.8	3	2'05.044	30.527	23.342	32.532	38.643	203.0
8	2'04.863	34.469	23.567	32.294	34.533	208.9	4	2'01.134	30.835	23.622	32.221	34.456	207.1
9	1'54.731 P	30.840	23.360	32.871	27.660	210.7	5	2'00.764	30.778	23.479	32.248	34.259	206.7
10	2'10.572	39.209	23.692	32.854	34.817	212.3	6	2'01.016	30.747	23.591	32.344	34.334	204.4
11	1'59.156	30.325	23.089	31.821	33.921	215.5	7	1'53.702 P	31.010	23.706	32.822	26.164	204.1
12	1'58.107	30.288	22.902	31.398	33.519	212.7	8	2'09.516	33.173	23.763	32.283	40.297	191.4
24th 31 Celestino VIETTI SKY Racing Team VR ITA							9	1'54.310 P	30.942	23.463	32.154	27.751	201.0
		Runs=3	Total laps=14	Full laps=8			10	2'03.589	32.928	23.309	31.843	35.509	213.9
1	4'15.667	35.800	25.604	32.917	34.092	210.5	11	1'59.729	30.632	23.296	31.912	33.889	212.5
2	1'59.259	30.507	23.062	31.677	34.013	211.5	12	1'52.322 P	30.814	23.482	32.706	25.320	207.7
3	1'59.004	30.540	23.149	31.596	33.719	210.1	13	2'21.214	47.738	23.972	34.377	35.127	211.2
4	2'01.000	32.782	22.939	31.631	33.648	215.6	14	1'58.829	30.459	23.137	31.758	33.475	215.8
5	1'58.897	30.503	22.996	31.609	33.789	209.8	15	1'58.659	30.031	23.177	31.566	33.885	213.1
6	1'53.265 P	31.452	23.841	32.631	25.341	208.0	28th 27 Kaito TOBA Honda Team Asia JPN						
7	2'05.912	34.006	24.863	32.567	34.476	200.5	Runs=4 Total laps=14 Full laps=6						
8	1'58.236	30.249	22.909	31.654	33.424	215.3	1	4'39.328	46.667	29.753	35.199	35.265	205.7
9	1'58.614	30.355	23.043	31.864	33.352	217.1	2	1'53.281 P	31.017	23.539	32.477	26.248	209.3
10	1'59.091	30.251	23.285	31.990	33.565	211.1	3	2'03.564	33.980	23.315	32.358	33.911	215.8
11	1'55.216 P	31.569	23.922	32.638	27.087	199.3	4	2'02.476	30.683	24.602	32.801	34.390	203.8
12	2'15.354	42.288	23.620	32.978	36.468	210.6	5	1'58.601 *	30.331	23.051	31.601	33.618*	215.3
13	1'58.732	30.389	23.274	31.742	33.327	213.3	6	1'52.526 P	30.505	23.462	32.150	26.409	214.1
	unfinished	30.064	22.785				7	2'08.083	36.838	24.122	32.508	34.615	207.6
25th 81 Stefano NEPA CIP - Green Power ITA							8	2'00.349	30.718	23.502	32.022	34.107	209.7
		Runs=3	Total laps=12	Full laps=7			9	2'00.295	30.609	23.351	32.259	34.076	209.9
1	4'58.401	47.818	24.760	34.053	35.126	199.2	10	2'00.084	30.708	23.460	31.887	34.029	209.1
2	1'59.798	30.352	23.503	32.269	33.674	211.4	11	1'59.850	30.647	23.384	31.926	33.893	211.1
3	1'58.771	30.328	23.120	31.725	33.598	211.6	12	1'54.084 P	30.801	23.849	32.462	26.972	207.2
4	2'05.521	30.816	24.685	32.790	37.230	209.9	13	2'15.720	40.402	23.811	37.600	33.907	216.7
5	1'58.841	30.364	22.953	31.977	33.547	213.5	14	1'58.659	30.288	23.013	31.972	33.386	216.7
6	1'51.889 P	30.719	23.448	32.086	25.636	209.9	29th 13 Shizuka OKAZAKI Kohara Racing Team JPN						
7	2'02.575	33.571	23.406	31.902	33.696	213.3	Runs=3 Total laps=16 Full laps=11						
8	1'58.315	30.178	22.921	31.658	33.558	214.5	1	2'28.931	38.930	24.879	33.318	35.437	201.4
9	1'58.947	30.226	23.234	31.760	33.727	211.9							

Fastest Lap: Gabriel RODRIGO RBA BOE Skull Rider ARG **1'56.894** 29.883 22.770 31.185 33.056

These data/results cannot be reproduced, stored and/or transmitted in whole or in part by any manner of electronic, mechanical, photocopying, recording, broadcasting or otherwise now known or herein after developed without the previous express consent by the copyright owner, except for reproduction in daily press and regular printed publications on sale to the public within 60 days of the event related to those data/results and always provided that copyright symbol appears together as follows below.
© DORNA, 2018

Qualifying

Moto3

Lap	Lap Time	T1	T2	T3	T4	Speed	Lap	Lap Time	T1	T2	T3	T4	Speed
2	2'08.056	34.137	25.194	33.214	35.511	200.5							
3	2'05.037	32.033	24.440	33.198	35.366	202.8							
4	2'04.176	31.876	24.247	32.930	35.123	199.3							
5	2'03.453	31.542	24.289	32.574	35.048	200.8							
6	2'04.116	31.648	24.312	32.910	35.246	198.9							
7	2'04.584	31.873	24.355	32.889	35.467	197.3							
8	2'04.178	31.949	24.369	32.806	35.054	202.2							
9	1'59.724 P	32.212	24.289	33.130	30.093	197.5							
10	2'16.519	42.241	25.343	33.549	35.386	200.0							
11	2'04.523	31.992	24.521	32.929	35.081	201.9							
12	2'04.173	31.895	24.221	32.863	35.194	203.6							
13	2'00.014 P	31.708	24.316	32.975	31.015	199.7							
14	2'20.577	46.915	25.300	33.257	35.105	201.3							
15	2'04.520	32.146	24.360	32.921	35.093	201.6							
16	2'04.754	31.974	24.346	33.392	35.042	201.0							

30th 36 Yuto FUKUSHIMA Team Plus One JPN
 Runs=4 Total laps=14 Full laps=7

1	2'50.474	38.130	25.281	34.158	35.796	200.0							
2	2'04.765	32.175	24.103	33.420	35.067	200.8							
3	2'33.475	57.641	26.597	33.823	35.414	199.2							
4	1'57.457 P	31.708	24.095	33.143	28.511	199.9							
5	2'11.994	39.237	24.256	33.113	35.388	201.0							
6	2'48.337 P	31.405	59.111	43.685	34.136	168.3							
7	2'14.975	39.541	25.269	34.438	35.727	198.7							
8	2'05.249	32.359	24.411	33.121	35.358	199.4							
9	2'03.584	31.670	24.094	32.929	34.891	200.5							
10	2'03.648	31.621	24.159	32.821	35.047	200.0							
11	2'03.586	31.503	24.122	33.050	34.911	200.1							
12	2'01.228 P	31.509	24.180	32.994	32.545	201.1							
13	2'16.719	43.704	24.508	33.304	35.203	200.4							
14	2'04.152	31.756	24.258	33.116	35.022	199.9							

Fastest Lap: Gabriel RODRIGO RBA BOE Skull Rider ARG **1'56.894** 29.883 22.770 31.185 33.056

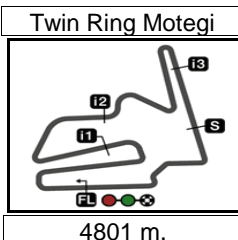
These data/results cannot be reproduced, stored and/or transmitted in whole or in part by any manner of electronic, mechanical, photocopying, recording, broadcasting or otherwise now known or herein after developed without the previous express consent by the copyright owner, except for reproduction in daily press and regular printed publications on sale to the public within 60 days of the event related to those data/results and always provided that copyright symbol appears together as follows below.
 © DORNA, 2018

Official MotoGP Timing by TISSOT
 www.motogp.com

Motegi, Saturday, October 20, 2018

Page 5 of 5





MOTUL GRAND PRIX OF JAPAN

Provisional Starting Grid

Race : 20 laps = 96.02 km

23



1	1 1'56.894 19 Gabriel RODRIGO KTM	2 1'56.969 17 John MCPHEE KTM	3 1'57.014 12 Marco BEZZECCHI KTM
2	4 1'57.118 88 Jorge MARTIN Honda	5 1'57.120 40 Darryn BINDER KTM	6 1'57.194 33 Enea BASTIANINI Honda
3	7 1'57.202 10 Dennis FOGGIA KTM	8 1'57.260 22 Kazuki MASAKI KTM	9 1'57.410 75 Albert ARENAS KTM
4	10 1'57.453 48 Lorenzo DALLA PORTA Honda	11 1'57.476 42 Marcos RAMIREZ KTM	12 1'57.507 14 Tony ARBOLINO Honda
5	13 1'57.610 71 Ayumu SASAKI Honda	14 1'57.627 77 Vicente PEREZ KTM	15 1'57.636 21 Fabio DI GIANNANTONIO Honda
6	16 1'57.692 84 Jakub KORNFEIL KTM	17 1'57.755 23 Niccolò ANTONELLI Honda	18 1'57.862 16 Andrea MIGNO KTM
7	19 1'57.910 44 Aron CANET Honda	20 1'58.002 72 Alonso LOPEZ Honda	21 1'58.020 5 Jaume MASIA KTM
8	22 1'58.034 65 Philipp OETTL KTM	23 1'58.107 7 Adam NORRODIN Honda	24 1'58.236 31 Celestino VIETTI KTM

The results are provisional until the end of the limit for protest and appeals and until the ratification of the Event Management Committee.

Time limit for protest expires 60' at the latest after publication of the results - Mr. Time:

These data/results cannot be reproduced, stored and/or transmitted in whole or in part by any manner of electronic, mechanical, photocopying, recording, broadcasting or otherwise now known or herein after developed without the previous express consent by the copyright owner, except for reproduction in daily press and regular printed publications on sale to the public within 60 days of the event related to those data/results and always provided that copyright symbol appears together as follows below.

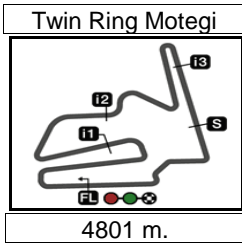
© DORNA, 2018

Official MotoGP Timing by TISSOT
www.motogp.com

Motegi, Saturday, October 20, 2018

Page 1 of 2





Results and timing service provided by **TISSOT**

Moto3™

**MOTUL GRAND PRIX OF JAPAN
Provisional Starting Grid**

Race : 20 laps = 96.02 km

23

9	<p>25 1'58.315 81 Stefano NEPA KTM</p>	<p>26 1'58.411 24 Tatsuki SUZUKI Honda</p>	<p>27 1'58.659 41 Nakarin ATIRATPHUVAPAT Honda</p>
10	<p>28 1'58.659 27 Kaito TOBA Honda</p>	<p>29 2'03.453 13 Shizuka OKAZAKI Honda</p>	<p>30 2'03.584 36 Yuto FUKUSHIMA Honda</p>

The results are provisional until the end of the limit for protest and appeals and until the ratification of the Event Management Committee.

Time limit for protest expires 60' at the latest after publication of the results - Mr. Time:

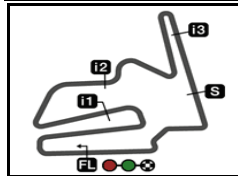
These data/results cannot be reproduced, stored and/or transmitted in whole or in part by any manner of electronic, mechanical, photocopying, recording, broadcasting or otherwise now known or herein after developed without the previous express consent by the copyright owner, except for reproduction in daily press and regular printed publications on sale to the public within 60 days of the event related to those data/results and always provided that copyright symbol appears together as follows below.

© DORNA, 2018

Official MotoGP Timing by **TISSOT**
www.motogp.com

Motegi, Saturday, October 20, 2018





4801 m.

MOTUL GRAND PRIX OF JAPAN

After the Qualifying

Event Best Maximum Speed



Rider	Nation Team	Motorcycle	Km/h	
77 Vicente PEREZ	SPA Reale Avintia Academy 77	KTM	221.4	Qualifying
22 Kazuki MASAKI	JPN RBA BOE Skull Rider	KTM	219.3	Qualifying
12 Marco BEZZECCHI	ITA Redox PruestelGP	KTM	218.8	Qualifying
14 Tony ARBOLINO	ITA Marinelli Snipers Team	HONDA	218.1	Free Practice Nr. 3
71 Ayumu SASAKI	JPN Petronas Sprinta Racing	HONDA	218.0	Qualifying
33 Enea BASTIANINI	ITA Leopard Racing	HONDA	217.7	Qualifying
48 Lorenzo DALLA PORTA	ITA Leopard Racing	HONDA	217.3	Free Practice Nr. 1
31 Celestino VIETTI	ITA SKY Racing Team VR46	KTM	217.1	Qualifying
81 Stefano NEPA	ITA CIP - Green Power	KTM	216.9	Qualifying
75 Albert ARENAS	SPA Angel Nieto Team Moto3	KTM	216.9	Qualifying
21 Fabio DI GIANNANTONIO	ITA Del Conca Gresini Moto3	HONDA	216.9	Free Practice Nr. 1
27 Kaito TOBA	JPN Honda Team Asia	HONDA	216.7	Qualifying
10 Dennis FOGGIA	ITA SKY Racing Team VR46	KTM	216.7	Free Practice Nr. 3
23 Niccolò ANTONELLI	ITA SIC58 Squadra Corse	HONDA	216.4	Free Practice Nr. 1
42 Marcos RAMIREZ	SPA Bester Capital Dubai	KTM	216.4	Qualifying
41 Nakarin ATIRATPHUVAPAT	THA Honda Team Asia	HONDA	216.3	Free Practice Nr. 3
65 Philipp OETTL	GER Sudmetal Schedl GP Racing	KTM	216.2	Qualifying
19 Gabriel RODRIGO	ARG RBA BOE Skull Rider	KTM	216.1	Qualifying
17 John MCPHEE	GBR CIP - Green Power	KTM	216.0	Qualifying
5 Jaume MASIA	SPA Bester Capital Dubai	KTM	215.8	Qualifying
7 Adam NORRODIN	MAL Petronas Sprinta Racing	HONDA	215.5	Qualifying
84 Jakub KORNFEIL	CZE Redox PruestelGP	KTM	215.4	Free Practice Nr. 1
44 Aron CANET	SPA Estrella Galicia 0,0	HONDA	215.2	Qualifying
40 Darryn BINDER	RSA Red Bull KTM Ajo	KTM	214.7	Qualifying
16 Andrea MIGNO	ITA Angel Nieto Team Moto3	KTM	214.3	Qualifying
24 Tatsuki SUZUKI	JPN SIC58 Squadra Corse	HONDA	214.0	Free Practice Nr. 3
72 Alonso LOPEZ	SPA Estrella Galicia 0,0	HONDA	213.6	Qualifying
88 Jorge MARTIN	SPA Del Conca Gresini Moto3	HONDA	213.5	Free Practice Nr. 3
36 Yuto FUKUSHIMA	JPN Team Plus One	HONDA	205.9	Free Practice Nr. 3
13 Shizuka OKAZAKI	JPN Kohara Racing Team	HONDA	204.5	Free Practice Nr. 1

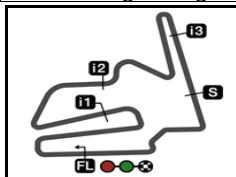
These data/results cannot be reproduced, stored and/or transmitted in whole or in part by any manner of electronic, mechanical, photocopying, recording, broadcasting or otherwise now known or herein after developed without the previous express consent by the copyright owner, except for reproduction in daily press and regular printed publications on sale to the public within 60 days of the event related to those data/results and always provided that copyright symbol appears together as follows below.

© DORNA, 2018

Official MotoGP Timing by TISSOT
www.motogp.com

Motegi, Saturday, October 20, 2018





4801 m.

MOTUL GRAND PRIX OF JAPAN

Qualifying

Best Partial Times

Moto3™

IT Ideal Lap Time, sum of the best partial times

BT Best Lap Time

T1		T2		T3		T4				IT	BT	
Pos	Rider	Time	Rider	Time	Rider	Time	Rider	Time	Pos	Rider	IT	BT
1	D.BINDER	29.739	M.BEZZECCHI	22.637	J.MARTIN	31.007	J.MCPHEE	32.917	1	M.BEZZECCHI	1'56.664	1'57.014 (3)
2	D.FOGGIA	29.827	E.BASTIANINI	22.711	G.RODRIGO	31.185	L.DALLA PORTA	32.945	2	G.RODRIGO	1'56.894	1'56.894 (1)
3	M.BEZZECCHI	29.830	J.MASIA	22.744	E.BASTIANINI	31.219	M.BEZZECCHI	32.974	3	J.MARTIN	1'56.906	1'57.118 (4)
4	J.MCPHEE	29.841	K.MASAKI	22.749	M.BEZZECCHI	31.223	K.MASAKI	33.032	4	J.MCPHEE	1'56.969	1'56.969 (2)
5	V.PEREZ	29.847	N.ANTONELLI	22.765	K.MASAKI	31.261	G.RODRIGO	33.056	5	K.MASAKI	1'57.034	1'57.260 (8)
6	G.RODRIGO	29.883	P.OETTL	22.765	T.ARBOLINO	31.290	J.MARTIN	33.092	6	L.DALLA POR	1'57.069	1'57.453 (10)
7	M.RAMIREZ	29.913	G.RODRIGO	22.770	L.DALLA PORTA	31.292	A.MIGNO	33.142	7	D.BINDER	1'57.112	1'57.120 (5)
8	J.MARTIN	29.930	C.VIETTI	22.785	A.ARENAS	31.327	D.FOGGIA	33.144	8	V.PEREZ	1'57.137	1'57.627 (14)
9	J.KORNFEIL	29.931	T.ARBOLINO	22.792	D.BINDER	31.328	V.PEREZ	33.154	9	E.BASTIANINI	1'57.194	1'57.194 (6)
10	P.OETTL	29.941	M.RAMIREZ	22.802	V.PEREZ	31.332	A.CANET	33.156	10	D.FOGGIA	1'57.202	1'57.202 (7)
11	F.DI GIANNANTO	29.981	V.PEREZ	22.804	F.DI GIANNANTO	31.335	N.ANTONELLI	33.170	11	A.ARENAS	1'57.324	1'57.410 (9)
12	A.SASAKI	29.986	A.ARENAS	22.808	A.SASAKI	31.355	A.ARENAS	33.182	12	F.DI GIANNAN	1'57.393	1'57.636 (15)
13	K.MASAKI	29.992	J.MCPHEE	22.809	D.FOGGIA	31.359	D.BINDER	33.227	13	M.RAMIREZ	1'57.407	1'57.476 (11)
14	A.ARENAS	30.007	L.DALLA PORTA	22.813	A.LOPEZ	31.389	A.SASAKI	33.237	14	A.SASAKI	1'57.455	1'57.610 (13)
15	L.DALLA PORTA	30.019	D.BINDER	22.818	A.NORRODIN	31.398	E.BASTIANINI	33.239	15	N.ANTONELLI	1'57.477	1'57.755 (17)
16	E.BASTIANINI	30.025	F.DI GIANNANTO	22.823	J.MCPHEE	31.402	M.RAMIREZ	33.249	16	T.ARBOLINO	1'57.493	1'57.507 (12)
17	N.ATIRATPHUVA	30.031	D.FOGGIA	22.872	J.KORNFEIL	31.407	F.DI GIANNANTO	33.254	17	P.OETTL	1'57.554	1'58.034 (22)
18	C.VIETTI	30.064	A.SASAKI	22.877	A.CANET	31.435	T.ARBOLINO	33.262	18	A.CANET	1'57.616	1'57.910 (19)
19	N.ANTONELLI	30.076	J.MARTIN	22.877	M.RAMIREZ	31.443	S.NEPA	33.305	19	J.KORNFEIL	1'57.652	1'57.692 (16)
20	A.CANET	30.088	A.MIGNO	22.878	P.OETTL	31.453	J.MASIA	33.327	20	A.MIGNO	1'57.732	1'57.862 (18)
21	A.LOPEZ	30.135	A.NORRODIN	22.902	N.ANTONELLI	31.466	C.VIETTI	33.327	21	C.VIETTI	1'57.772	1'58.236 (24)
22	T.ARBOLINO	30.149	S.NEPA	22.921	T.SUZUKI	31.500	J.KORNFEIL	33.362	22	J.MASIA	1'57.791	1'58.020 (21)
23	J.MASIA	30.156	A.CANET	22.937	A.MIGNO	31.508	K.TOBA	33.386	23	A.LOPEZ	1'57.894	1'58.002 (20)
24	S.NEPA	30.178	A.LOPEZ	22.938	J.MASIA	31.564	P.OETTL	33.395	24	S.NEPA	1'58.062	1'58.315 (25)

These data/results cannot be reproduced, stored and/or transmitted in whole or in part by any manner of electronic, mechanical, photocopying, recording, broadcasting or otherwise now known or herein after developed without the previous express consent by the copyright owner, except for reproduction in daily press and regular printed publications on sale to the public within 60 days of the event related to those data/results and always provided that copyright symbol appears together as follows below.

© DORNA, 2018


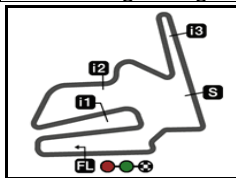
Official MotoGP Timing by TISSOT

www.motogp.com

motoE™



Twin Ring Motegi

Results and timing service provided by  TISSOT

4801 m.

MOTUL GRAND PRIX OF JAPAN

Qualifying

Best Partial Times

Moto3™

IT Ideal Lap Time, sum of the best partial times*BT* Best Lap Time

<i>T1</i>		<i>T2</i>		<i>T3</i>		<i>T4</i>				<i>IT</i>	<i>BT</i>	
<i>Pos</i>	<i>Rider</i>	<i>Time</i>	<i>Rider</i>	<i>Time</i>	<i>Rider</i>	<i>Time</i>	<i>Rider</i>	<i>Time</i>	<i>Pos</i>	<i>Rider</i>		
25	A.MIGNO	30.204	J.KORNFEIL	22.952	N.ATIRATPHUVA	31.566	A.LOPEZ	33.432	25	A.NORRODIN	1'58.107	1'58.107 (23)
26	T.SUZUKI	30.253	T.SUZUKI	22.984	C.VIETTI	31.596	N.ATIRATPHUVA	33.475	26	N.ATIRATPHU	1'58.209	1'58.659 (27)
27	A.NORRODIN	30.288	K.TOBA	23.013	K.TOBA	31.601	T.SUZUKI	33.489	27	T.SUZUKI	1'58.226	1'58.411 (26)
28	K.TOBA	30.288	N.ATIRATPHUVA	23.137	S.NEPA	31.658	A.NORRODIN	33.519	28	K.TOBA	1'58.288	1'58.659 (28)
29	Y.FUKUSHIMA	31.405	Y.FUKUSHIMA	24.094	S.OKAZAKI	32.574	Y.FUKUSHIMA	34.891	29	Y.FUKUSHIMA	2'03.211	2'03.584 (30)
30	S.OKAZAKI	31.542	S.OKAZAKI	24.221	Y.FUKUSHIMA	32.821	S.OKAZAKI	35.042	30	S.OKAZAKI	2'03.379	2'03.453 (29)

These data/results cannot be reproduced, stored and/or transmitted in whole or in part by any manner of electronic, mechanical, photocopying, recording, broadcasting or otherwise now known or herein after developed without the previous express consent by the copyright owner, except for reproduction in daily press and regular printed publications on sale to the public within 60 days of the event related to those data/results and always provided that copyright symbol appears together as follows below.

© DORNA, 2018


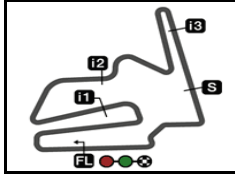
Official MotoGP Timing by TISSOT

www.motogp.com

motoEJ™




Twin Ring Motegi

Results and timing service provided by  **TISSOT****Moto3™**

4801 m.

MOTUL GRAND PRIX OF JAPAN**Qualifying****Fastest Laps Sequence**

<i>Practice Time</i>	 <i>Rider</i>	<i>Nation</i>	<i>Motorcycle</i>	<i>Time</i>	<i>Km/h</i>	<i>Rider's Lap</i>
4'36.987	13 Shizuka OKAZAKI	JPN	HONDA	2'08.056	134.9	2
4'55.239	36 Yuto FUKUSHIMA	JPN	HONDA	2'04.765	138.5	2
6'14.492	12 Marco BEZZECCHI	ITA	KTM	1'57.620	146.9	2
7'04.741	75 Albert ARENAS	SPA	KTM	1'57.410	147.2	2
10'14.560	12 Marco BEZZECCHI	ITA	KTM	1'57.264	147.3	4
27'40.388	19 Gabriel RODRIGO	ARG	KTM	1'57.258	147.3	7
40'07.546	33 Enea BASTIANINI	ITA	HONDA	1'57.194	147.4	11
40'15.224	88 Jorge MARTIN	SPA	HONDA	1'57.118	147.5	12
40'16.203	19 Gabriel RODRIGO	ARG	KTM	1'56.894	147.8	11

These data/results cannot be reproduced, stored and/or transmitted in whole or in part by any manner of electronic, mechanical, photocopying, recording, broadcasting or otherwise now known or herein after developed without the previous express consent by the copyright owner, except for reproduction in daily press and regular printed publications on sale to the public within 60 days of the event related to those data/results and always provided that copyright symbol appears together as follows below.

© DORNA, 2018

Official MotoGP Timing by **TISSOT**
www.motogp.com

Motegi, Saturday, October 20, 2018*motogp™*